Mode	1	
	Band Edge	
	2400-2483.5_802.11b_CH01_2412MHz	
ANT	3	
Pol.	Horizontal	Fundamental
Peak	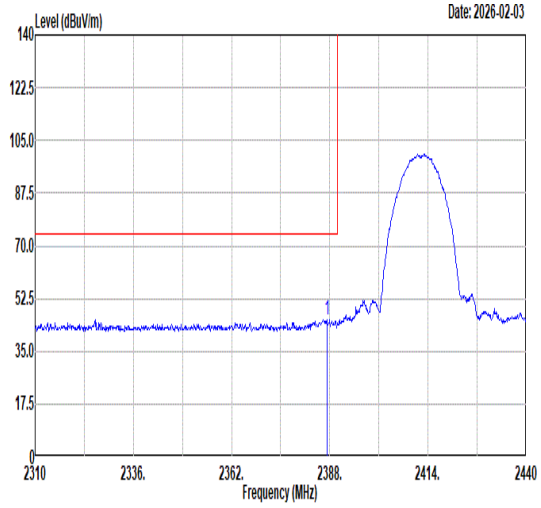 Freq Level Limit Line Margin (dB) Read Level Ant Factor Cable Loss Preamp Factor APos TPos Remark MHz dBuV/m dBuV/m dBuV dB/m dB dB cm deg 1 2387.22 45.58 74.00 -28.42 40.96 30.41 6.86 32.65 363 137 PEAK	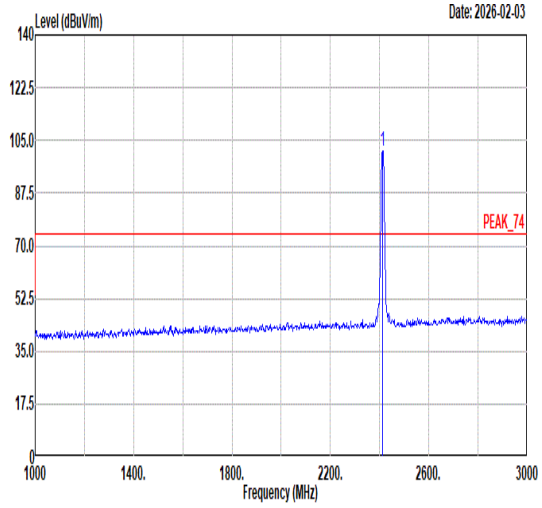 Freq Level Limit Line Margin (dB) Read Level Ant Factor Cable Loss Preamp Factor APos TPos Remark MHz dBuV/m dBuV/m dBuV dB/m dB dB cm deg 1 2412.00 101.31 ------ ------ 96.63 30.43 6.89 32.64 363 137 PEAK
Avg	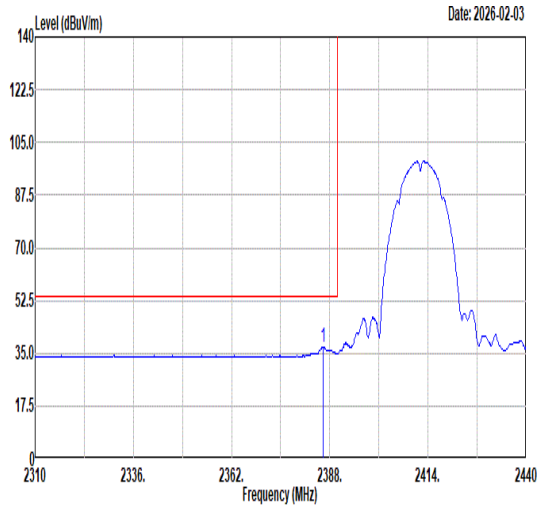 Freq Level Limit Line Margin (dB) Read Level Ant Factor Cable Loss Preamp Factor APos TPos Remark MHz dBuV/m dBuV/m dBuV dB/m dB dB cm deg 1 2386.31 36.88 54.00 -17.12 32.26 30.41 6.86 32.65 363 137 AVERAGE	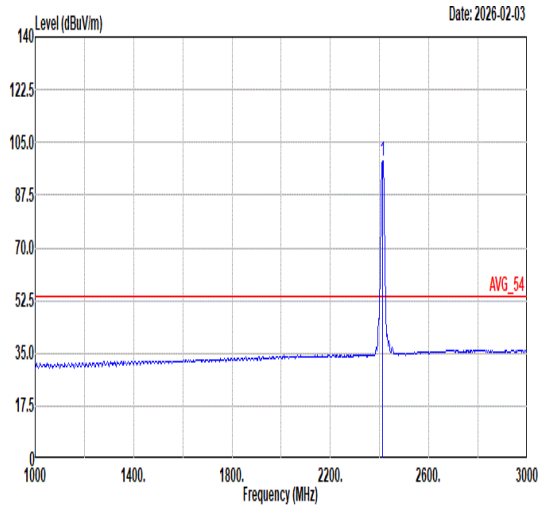 Freq Level Limit Line Margin (dB) Read Level Ant Factor Cable Loss Preamp Factor APos TPos Remark MHz dBuV/m dBuV/m dBuV dB/m dB dB cm deg 1 2412.00 98.66 ------ ------ 93.98 30.43 6.89 32.64 363 137 AVERAGE

Mode	1	
	Band Edge	
	2400-2483.5_802.11b_CH01_2412MHz	
ANT	3	
Pol.	Vertical	Fundamental
Peak	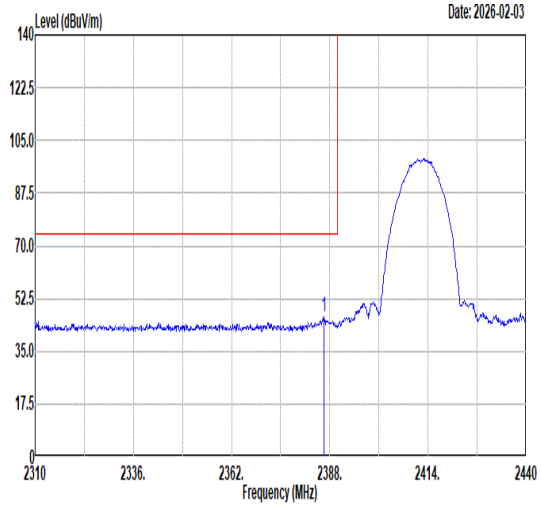 Freq Level Limit Line Margin (dB) Read Level Ant Factor Cable Loss Preamp Factor APos TPos Remark MHz dBuV/m dBuV/m dBuV dB/m dB dB cm deg 1 2386.44 46.56 74.00 -27.44 41.94 30.41 6.86 32.65 256 348 PEAK	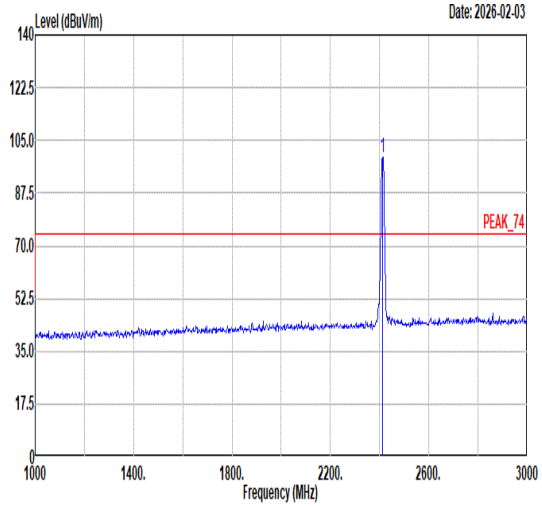 Freq Level Limit Line Margin (dB) Read Level Ant Factor Cable Loss Preamp Factor APos TPos Remark MHz dBuV/m dBuV/m dBuV dB/m dB dB cm deg 1 2412.00 99.49 ------ ------ 94.80 30.43 6.89 32.63 256 348 PEAK
Avg	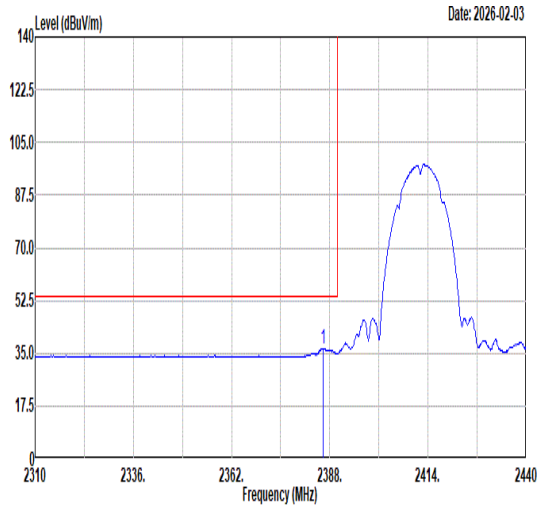 Freq Level Limit Line Margin (dB) Read Level Ant Factor Cable Loss Preamp Factor APos TPos Remark MHz dBuV/m dBuV/m dBuV dB/m dB dB cm deg 1 2386.18 36.68 54.00 -17.32 32.06 30.41 6.86 32.65 256 348 AVERAGE	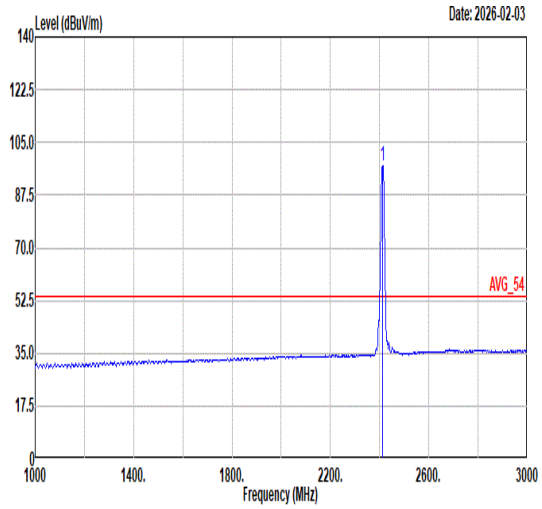 Freq Level Limit Line Margin (dB) Read Level Ant Factor Cable Loss Preamp Factor APos TPos Remark MHz dBuV/m dBuV/m dBuV dB/m dB dB cm deg 1 2412.00 97.32 ------ ------ 92.64 30.43 6.89 32.64 256 348 AVERAGE

Mode	1	
	Harmonic	
	2400-2483.5_802.11b_CH01_2412MHz	
ANT	3	
Pol.	Horizontal	Vertical
Peak Avg	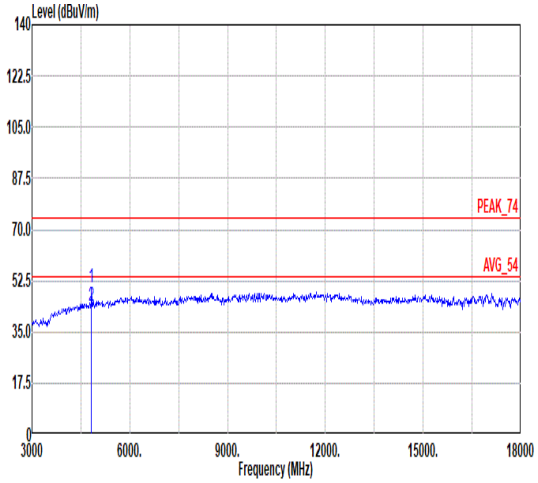 Freq Level Limit Line Margin Read Level Ant Factor Cable Loss Preamp Factor APos TPos Remark MHz dBuV/m dBuV/m dB dBuV dB/m dB dB cm deg 1 4824.00 50.44 74.00 -23.56 57.46 35.41 10.16 52.59 127 88 Peak 2 4824.00 43.96 54.00 -10.04 50.98 35.41 10.16 52.59 127 88 Average	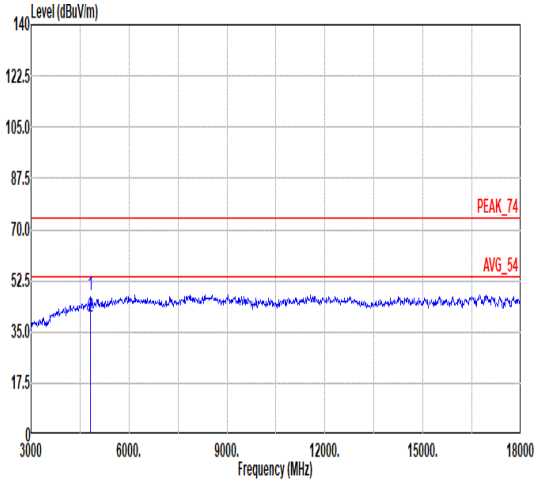 Freq Level Limit Line Margin Read Level Ant Factor Cable Loss Preamp Factor APos TPos Remark MHz dBuV/m dBuV/m dB dBuV dB/m dB dB cm deg 1 4824.00 47.54 74.00 -26.46 54.56 35.41 10.16 52.59 351 87 Peak 2 4824.00 40.13 54.00 -13.87 47.15 35.41 10.16 52.59 351 87 Average

Mode	2	
	Harmonic	
	2400-2483.5_802.11b_CH06_2437MHz	
ANT	3	
Pol.	Horizontal	Vertical
Peak Avg	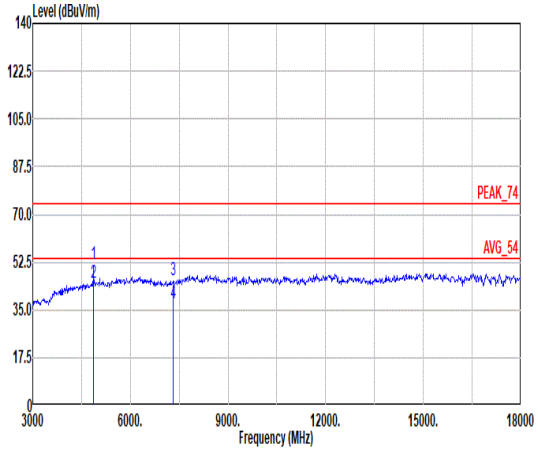 Freq Level Limit Line Margin Read Level Ant Factor Cable Loss Preamp Factor APos TPos Remark MHz dBuV/m dBuV/m dB dBuV dB/m dB dB cm deg 1 4874.00 51.79 74.00 -22.21 58.62 35.52 10.27 52.62 130 88 Peak 2 4874.00 44.86 54.00 -9.14 51.69 35.52 10.27 52.62 130 88 Average 3 7311.00 46.02 74.00 -27.98 49.76 36.47 12.01 52.22 384 216 Peak 4 7311.00 37.62 54.00 -16.38 41.36 36.47 12.01 52.22 384 216 Average	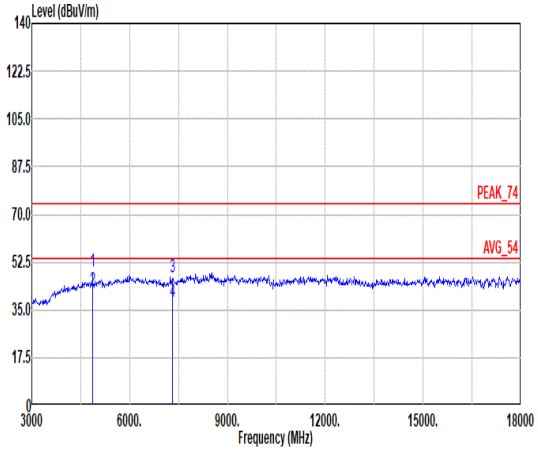 Freq Level Limit Line Margin Read Level Ant Factor Cable Loss Preamp Factor APos TPos Remark MHz dBuV/m dBuV/m dB dBuV dB/m dB dB cm deg 1 4874.00 48.95 74.00 -25.05 55.78 35.52 10.27 52.62 280 360 Peak 2 4874.00 42.16 54.00 -11.84 48.99 35.52 10.27 52.62 280 360 Average 3 7311.00 47.03 74.00 -26.97 50.77 36.47 12.01 52.22 236 87 Peak 4 7311.00 38.13 54.00 -15.87 41.87 36.47 12.01 52.22 236 87 Average

Mode	3	
	Band Edge	
	2400-2483.5_802.11b_CH11_2462MHz	
ANT	3	
Pol.	Horizontal	Fundamental
Peak	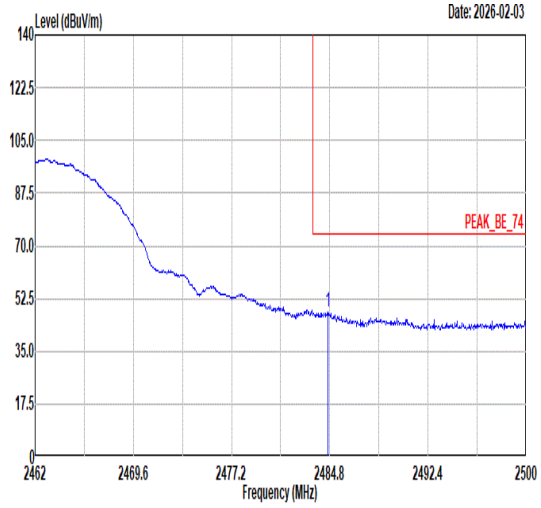 Freq Level Limit Line Margin (dB) Read Level Ant Factor Cable Loss Preamp Factor APos TPos Remark MHz dBuV/m dBuV/m dBuV dB/m dB dB cm deg 1 2484.65 48.02 74.00 -25.98 43.16 30.49 6.98 32.61 382 146 PEAK	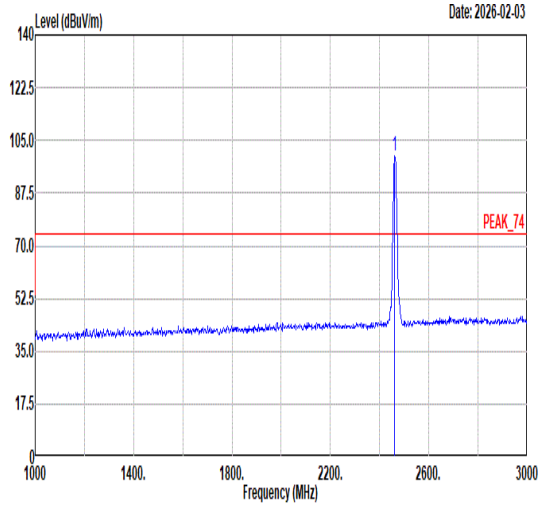 Freq Level Limit Line Margin (dB) Read Level Ant Factor Cable Loss Preamp Factor APos TPos Remark MHz dBuV/m dBuV/m dBuV dB/m dB dB cm deg 1 2462.00 99.60 ------ ------ 94.80 30.47 6.95 32.62 382 146 PEAK
Avg	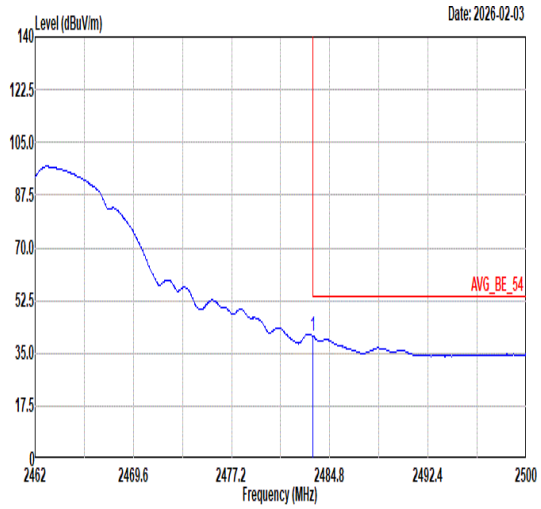 Freq Level Limit Line Margin (dB) Read Level Ant Factor Cable Loss Preamp Factor APos TPos Remark MHz dBuV/m dBuV/m dBuV dB/m dB dB cm deg 1 2483.51 40.66 54.00 -13.34 35.80 30.49 6.98 32.61 382 146 AVERAGE	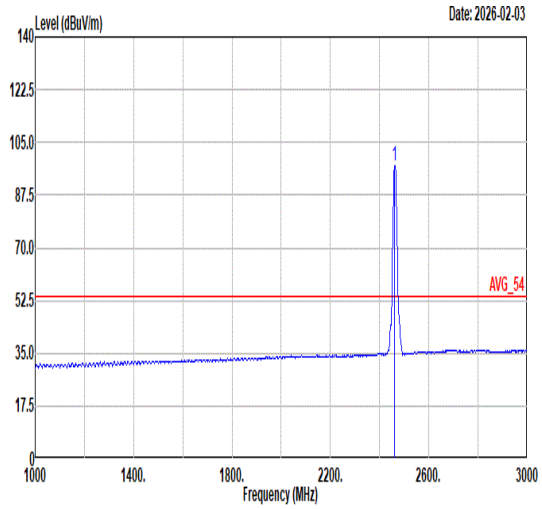 Freq Level Limit Line Margin (dB) Read Level Ant Factor Cable Loss Preamp Factor APos TPos Remark MHz dBuV/m dBuV/m dBuV dB/m dB dB cm deg 1 2462.00 97.09 ------ ------ 92.29 30.47 6.95 32.62 382 146 AVERAGE

Mode	3	
	Band Edge	
	2400-2483.5_802.11b_CH11_2462MHz	
ANT	3	
Pol.	Vertical	Fundamental
Peak	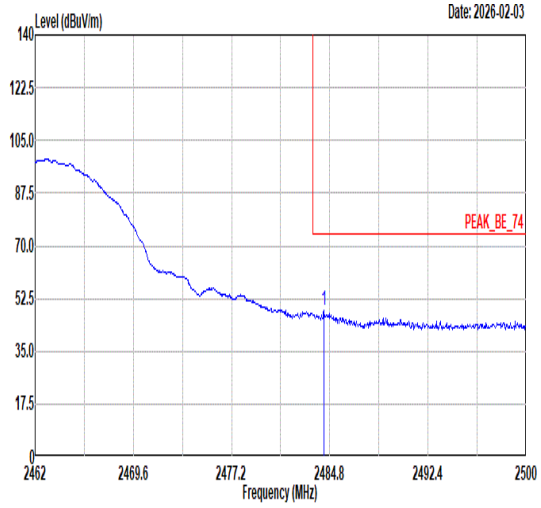 Freq Level Limit Line Margin (dB) Read Level Ant Factor Cable Loss Preamp Factor APos TPos Remark MHz dBuV/m dBuV/m dBuV dB/m dB dB cm deg 1 2484.34 48.36 74.00 -25.64 43.50 30.49 6.98 32.61 356 10 PEAK	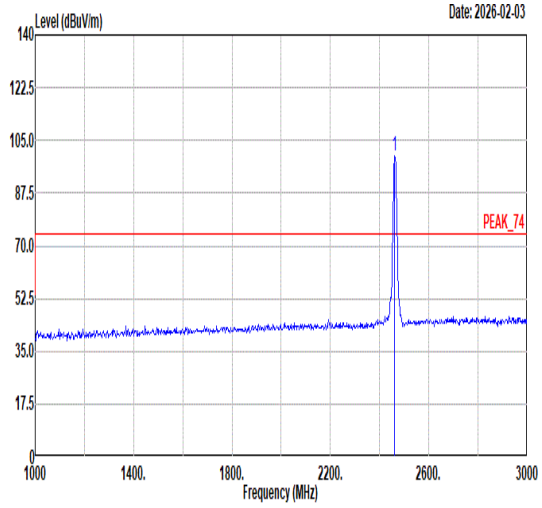 Freq Level Limit Line Margin (dB) Read Level Ant Factor Cable Loss Preamp Factor APos TPos Remark MHz dBuV/m dBuV/m dBuV dB/m dB dB cm deg 1 2462.00 99.73 ------ ------ 94.93 30.47 6.95 32.62 356 10 PEAK
Avg	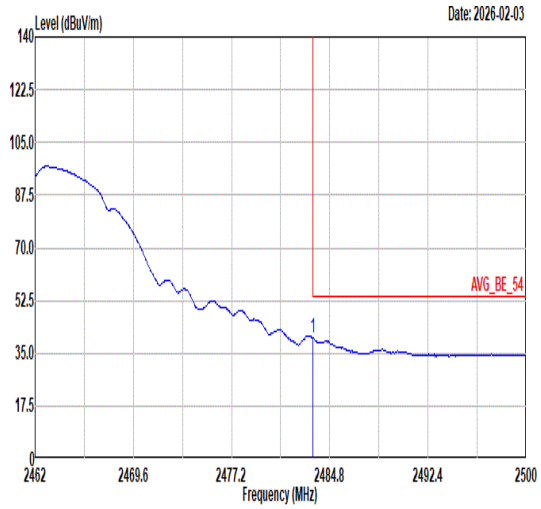 Freq Level Limit Line Margin (dB) Read Level Ant Factor Cable Loss Preamp Factor APos TPos Remark MHz dBuV/m dBuV/m dBuV dB/m dB dB cm deg 1 2483.51 40.07 54.00 -13.93 35.21 30.49 6.98 32.61 356 10 AVERAGE	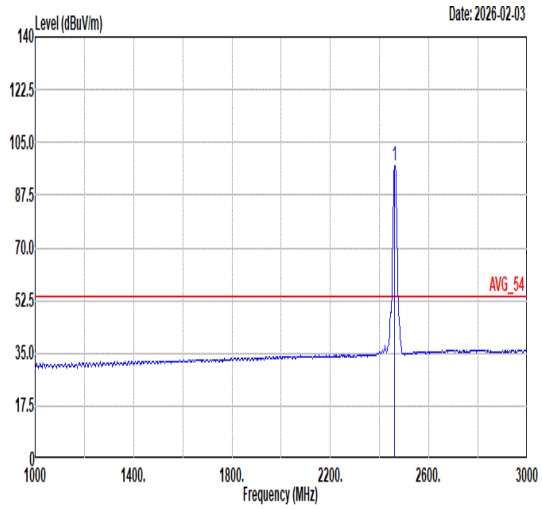 Freq Level Limit Line Margin (dB) Read Level Ant Factor Cable Loss Preamp Factor APos TPos Remark MHz dBuV/m dBuV/m dBuV dB/m dB dB cm deg 1 2462.00 97.23 ------ ------ 92.43 30.47 6.95 32.62 356 10 AVERAGE

Mode	3	
	Harmonic	
	2400-2483.5_802.11b_CH11_2462MHz	
ANT	3	
Pol.	Horizontal	Vertical
Peak Avg	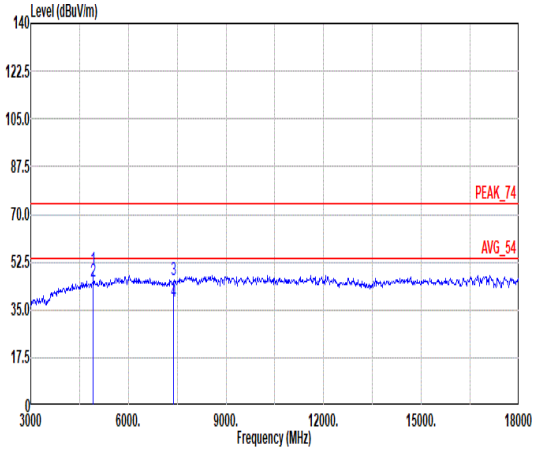 Freq Level Limit Line Margin Read Level Ant Factor Cable Loss Preamp Factor APos TPos Remark MHz dBuV/m dBuV/m dB dBuV dB/m dB dB cm deg 1 4924.00 49.87 74.00 -24.13 56.57 35.63 10.32 52.65 100 94 Peak 2 4924.00 45.39 54.00 -8.61 52.09 35.63 10.32 52.65 100 94 Average 3 7386.00 46.14 74.00 -27.86 49.85 36.56 11.98 52.25 384 216 Peak 4 7386.00 37.87 54.00 -16.13 41.58 36.56 11.98 52.25 384 216 Average	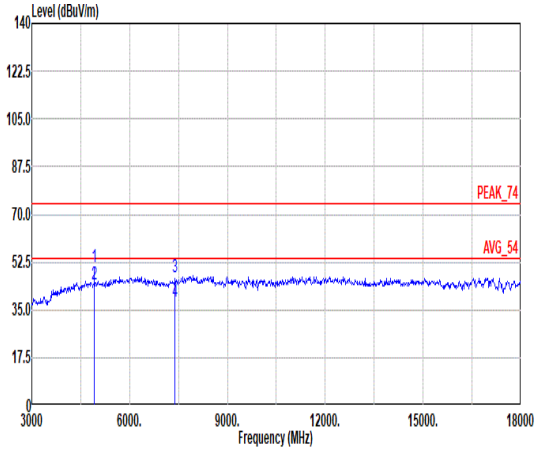 Freq Level Limit Line Margin Read Level Ant Factor Cable Loss Preamp Factor APos TPos Remark MHz dBuV/m dBuV/m dB dBuV dB/m dB dB cm deg 1 4924.00 50.57 74.00 -23.43 57.27 35.63 10.32 52.65 350 87 Peak 2 4924.00 44.17 54.00 -9.83 50.87 35.63 10.32 52.65 350 87 Average 3 7386.00 47.19 74.00 -26.81 50.90 36.56 11.98 52.25 236 90 Peak 4 7386.00 38.28 54.00 -15.72 41.99 36.56 11.98 52.25 236 90 Average

Mode	4	
	Band Edge	
	2400-2483.5_802.11b_CH01_2412MHz	
ANT	6	
Pol.	Horizontal	Fundamental
Peak	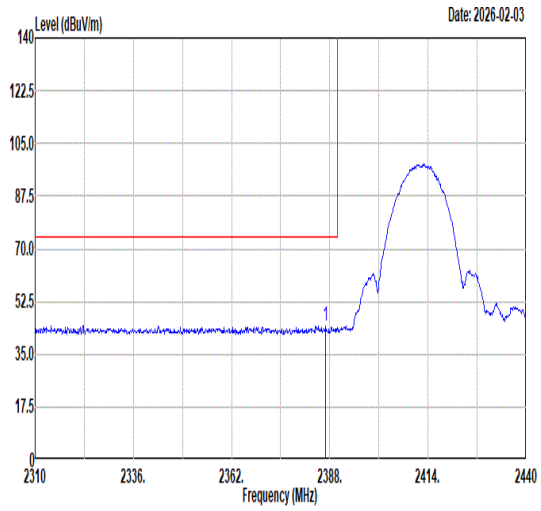 Freq Level Limit Line Margin (dB) Read Level Ant Factor Cable Loss Preamp Factor APos TPos Remark MHz dBuV/m dBuV/m dBuV dB/m dB dB cm deg 1 2386.96 44.58 74.00 -29.42 39.96 30.41 6.86 32.65 362 336 PEAK	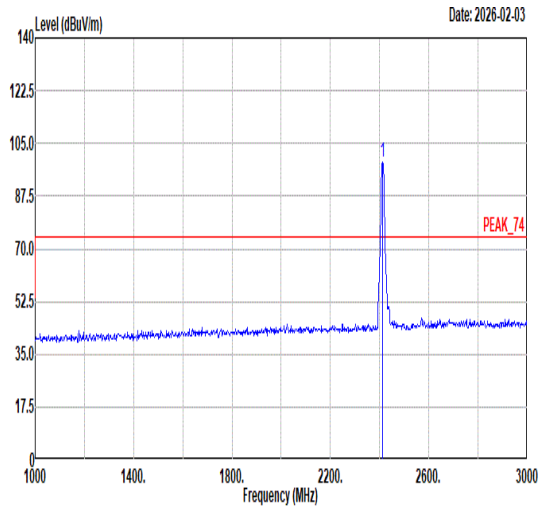 Freq Level Limit Line Margin (dB) Read Level Ant Factor Cable Loss Preamp Factor APos TPos Remark MHz dBuV/m dBuV/m dBuV dB/m dB dB cm deg 1 2412.00 98.57 ------ ------ 93.89 30.43 6.89 32.64 362 336 PEAK
Avg	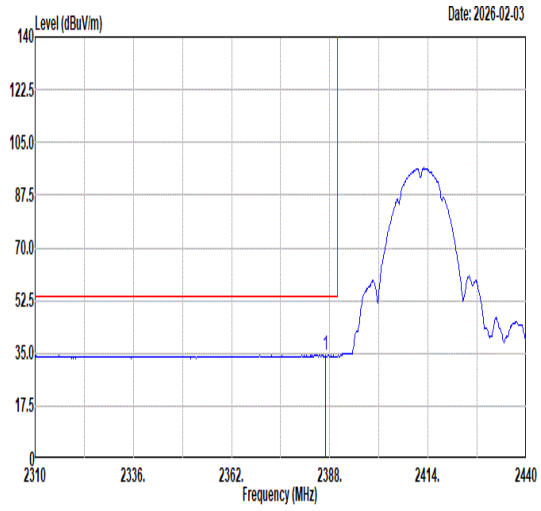 Freq Level Limit Line Margin (dB) Read Level Ant Factor Cable Loss Preamp Factor APos TPos Remark MHz dBuV/m dBuV/m dBuV dB/m dB dB cm deg 1 2386.83 34.44 54.00 -19.56 29.82 30.41 6.86 32.65 362 336 AVERAGE	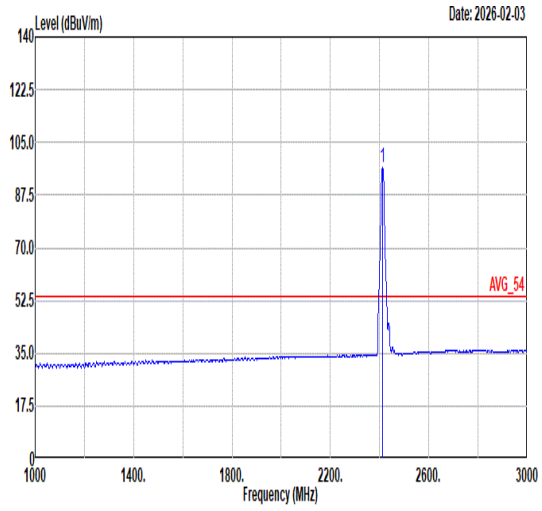 Freq Level Limit Line Margin (dB) Read Level Ant Factor Cable Loss Preamp Factor APos TPos Remark MHz dBuV/m dBuV/m dBuV dB/m dB dB cm deg 1 2412.00 96.46 ------ ------ 91.78 30.43 6.89 32.64 362 336 AVERAGE

Mode	4	
	Band Edge	
	2400-2483.5_802.11b_CH01_2412MHz	
ANT	6	
Pol.	Vertical	Fundamental
Peak	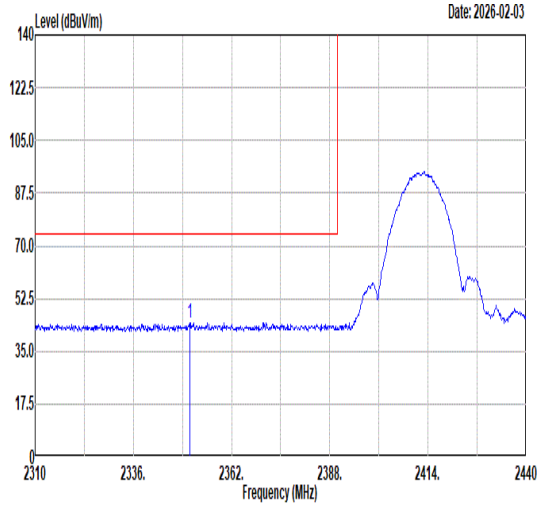 Freq Level Limit Line Margin (dB) Read Level Ant Factor Cable Loss Preamp Factor APos TPos Remark MHz dBuV/m dBuV/m dBuV dB/m dB dB cm deg 1 2350.95 44.50 74.00 -29.50 39.96 30.38 6.82 32.66 316 36 PEAK	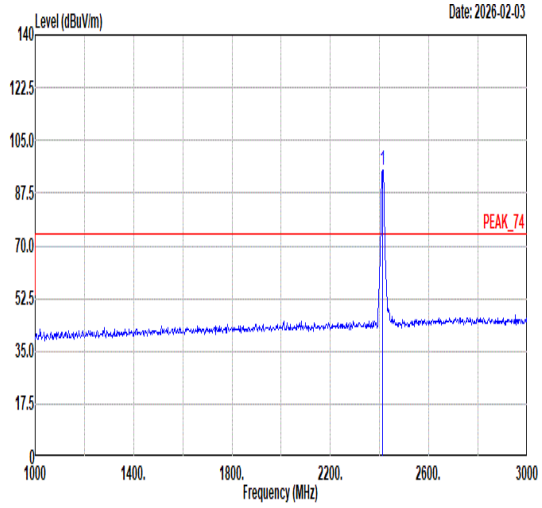 Freq Level Limit Line Margin (dB) Read Level Ant Factor Cable Loss Preamp Factor APos TPos Remark MHz dBuV/m dBuV/m dBuV dB/m dB dB cm deg 1 2412.00 94.88 ------ ------ 90.20 30.43 6.89 32.64 316 36 PEAK
Avg	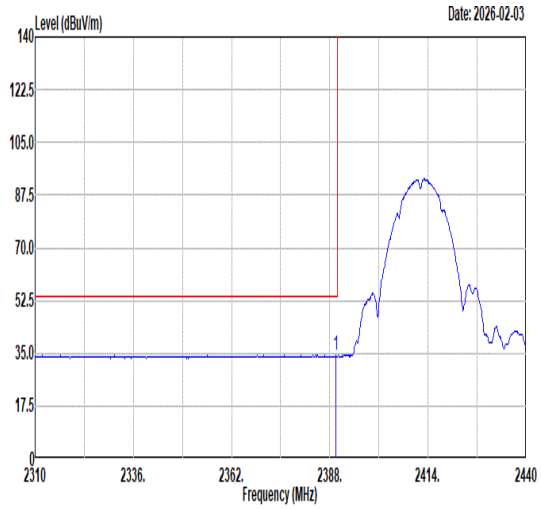 Freq Level Limit Line Margin (dB) Read Level Ant Factor Cable Loss Preamp Factor APos TPos Remark MHz dBuV/m dBuV/m dBuV dB/m dB dB cm deg 1 2389.69 34.30 54.00 -19.70 29.66 30.41 6.87 32.64 316 36 AVERAGE	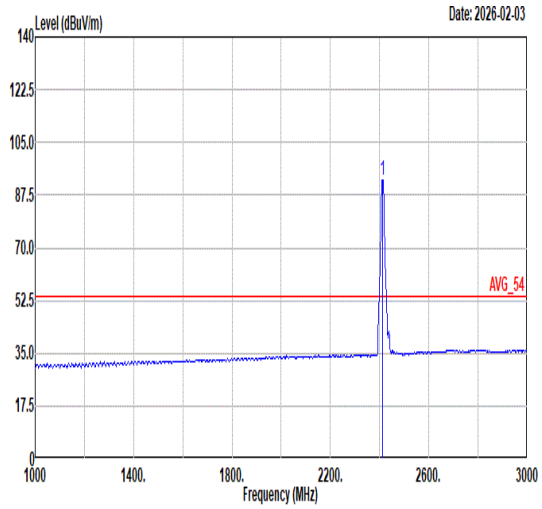 Freq Level Limit Line Margin (dB) Read Level Ant Factor Cable Loss Preamp Factor APos TPos Remark MHz dBuV/m dBuV/m dBuV dB/m dB dB cm deg 1 2412.00 92.69 ------ ------ 88.01 30.43 6.89 32.64 316 36 AVERAGE

Mode	4	
	Harmonic	
	2400-2483.5_802.11b_CH01_2412MHz	
ANT	6	
Pol.	Horizontal	Vertical
Peak Avg	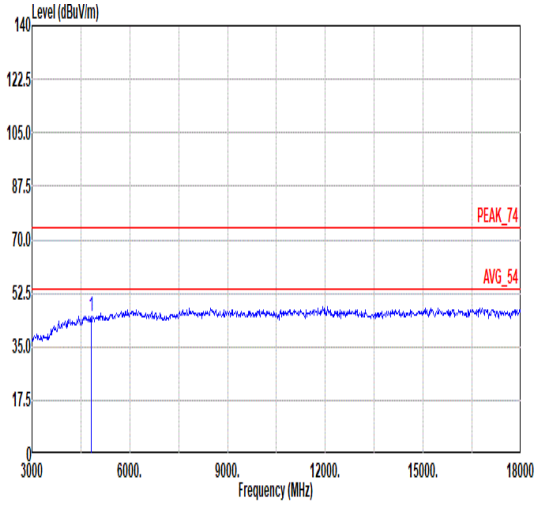 Freq Level Limit Line Margin Read Level Ant Factor Cable Loss Preamp Factor APos TPos Remark MHz dBuV/m dBuV/m dB dBuV dB/m dB dB cm deg 1 4824.00 44.69 74.00 -29.31 51.71 35.41 10.16 52.59 --- --- Peak	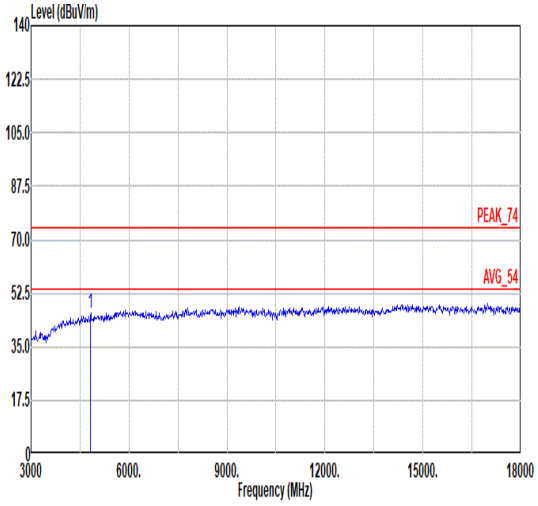 Freq Level Limit Line Margin Read Level Ant Factor Cable Loss Preamp Factor APos TPos Remark MHz dBuV/m dBuV/m dB dBuV dB/m dB dB cm deg 1 4824.00 45.73 74.00 -28.27 52.75 35.41 10.16 52.59 --- --- Peak

Mode	5	
	Harmonic	
	2400-2483.5_802.11b_CH06_2437MHz	
ANT	6	
Pol.	Horizontal	Vertical
Peak Avg	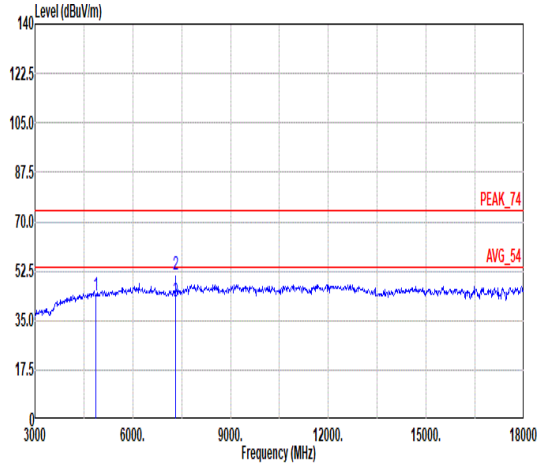 Freq Level Limit Line Margin Read Level Ant Factor Cable Loss Preamp Factor APos TPos Remark MHz dBuV/m dBuV/m dB dBuV dB/m dB dB cm deg 1 4874.00 43.92 74.00 -30.08 50.75 35.52 10.27 52.62 --- --- Peak 2 7311.00 51.49 74.00 -22.51 55.23 36.47 12.01 52.22 400 350 Peak 3 7311.00 41.82 54.00 -12.18 45.56 36.47 12.01 52.22 400 350 Average	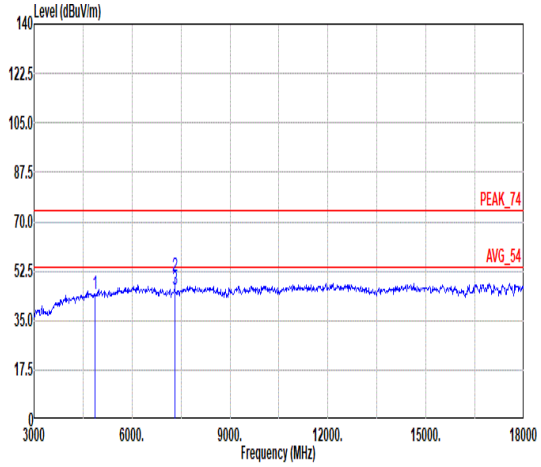 Freq Level Limit Line Margin Read Level Ant Factor Cable Loss Preamp Factor APos TPos Remark MHz dBuV/m dBuV/m dB dBuV dB/m dB dB cm deg 1 4874.00 44.52 74.00 -29.48 51.35 35.52 10.27 52.62 --- --- Peak 2 7311.00 50.91 74.00 -23.09 54.65 36.47 12.01 52.22 400 344 Peak 3 7311.00 45.89 54.00 -8.11 49.63 36.47 12.01 52.22 400 344 Average

Mode	6	
	Band Edge	
	2400-2483.5_802.11b_CH11_2462MHz	
ANT	6	
Pol.	Horizontal	Fundamental
Peak	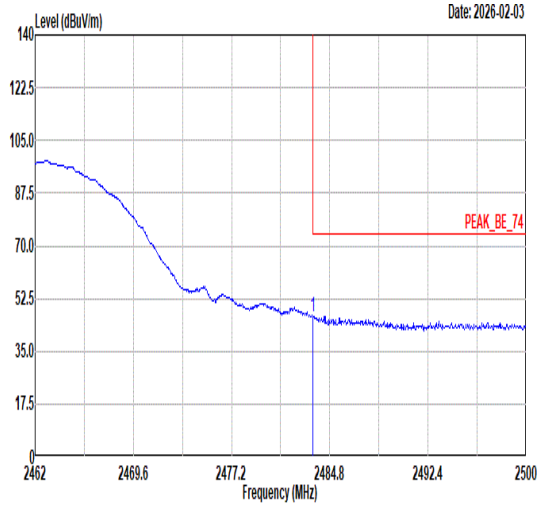 Freq Level Limit Line Margin (dB) Read Level Ant Factor Cable Loss Preamp Factor APos TPos Remark MHz dBuV/m dBuV/m dBuV dB/m dB dB cm deg 1 2483.51 46.68 74.00 -27.32 41.82 30.49 6.98 32.61 100 356 PEAK	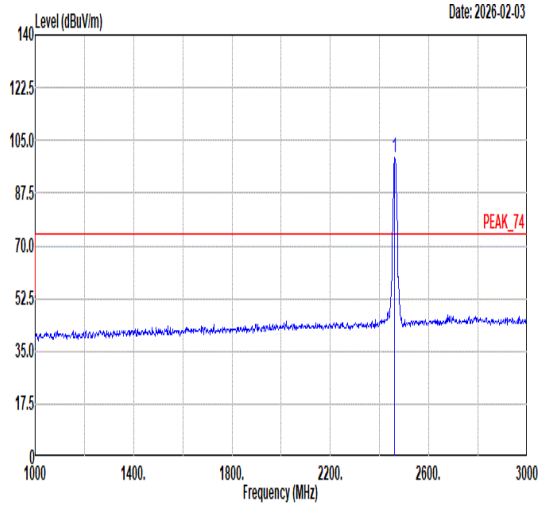 Freq Level Limit Line Margin (dB) Read Level Ant Factor Cable Loss Preamp Factor APos TPos Remark MHz dBuV/m dBuV/m dBuV dB/m dB dB cm deg 1 2462.00 99.52 ------ ------ 94.72 30.47 6.95 32.62 100 356 PEAK
Avg	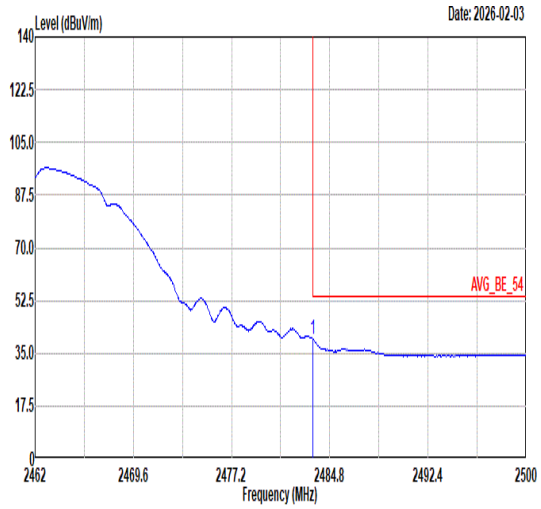 Freq Level Limit Line Margin (dB) Read Level Ant Factor Cable Loss Preamp Factor APos TPos Remark MHz dBuV/m dBuV/m dBuV dB/m dB dB cm deg 1 2483.51 39.55 54.00 -14.45 34.69 30.49 6.98 32.61 100 356 AVERAGE	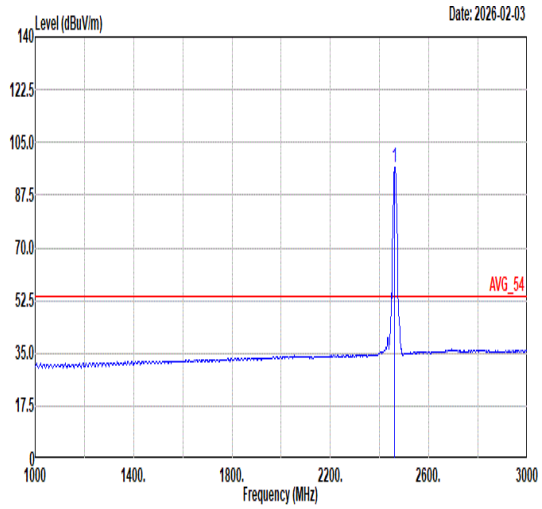 Freq Level Limit Line Margin (dB) Read Level Ant Factor Cable Loss Preamp Factor APos TPos Remark MHz dBuV/m dBuV/m dBuV dB/m dB dB cm deg 1 2462.00 96.75 ------ ------ 91.95 30.47 6.95 32.62 100 356 AVERAGE

Mode	6	
	Band Edge	
	2400-2483.5_802.11b_CH11_2462MHz	
ANT	6	
Pol.	Vertical	Fundamental
Peak	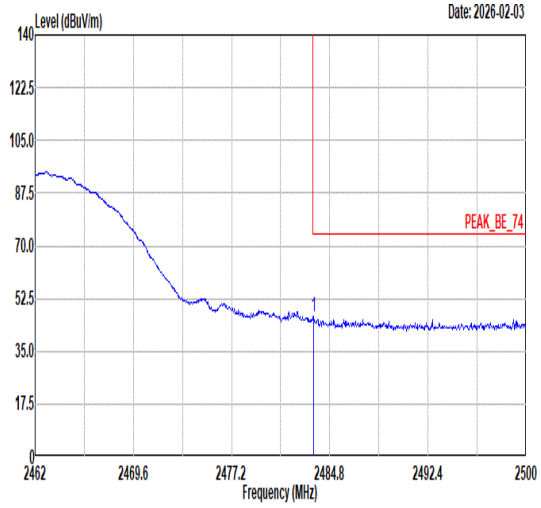 Freq Level Limit Line Margin (dB) Read Level Ant Factor Cable Loss Preamp Factor APos TPos Remark MHz dBuV/m dBuV/m dBuV dB/m dB dB cm deg 1 2483.55 46.64 74.00 -27.36 41.78 30.49 6.98 32.61 190 27 PEAK	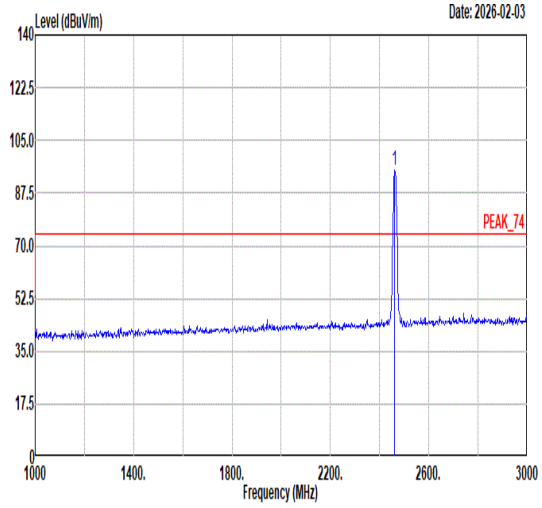 Freq Level Limit Line Margin (dB) Read Level Ant Factor Cable Loss Preamp Factor APos TPos Remark MHz dBuV/m dBuV/m dBuV dB/m dB dB cm deg 1 2462.00 95.19 ------ ------ 90.39 30.47 6.95 32.62 190 27 PEAK
Avg	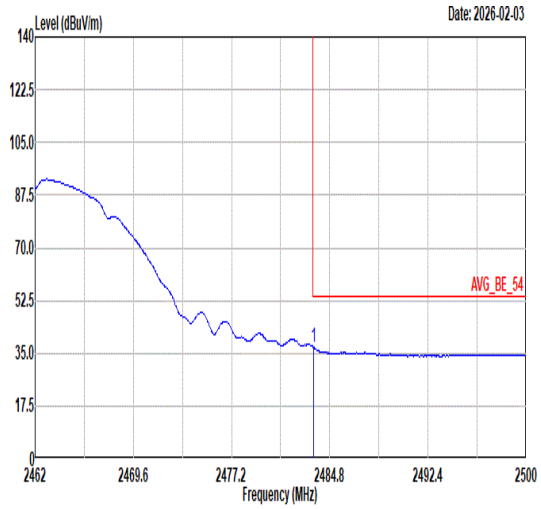 Freq Level Limit Line Margin (dB) Read Level Ant Factor Cable Loss Preamp Factor APos TPos Remark MHz dBuV/m dBuV/m dBuV dB/m dB dB cm deg 1 2483.55 37.01 54.00 -16.99 32.15 30.49 6.98 32.61 190 27 AVERAGE	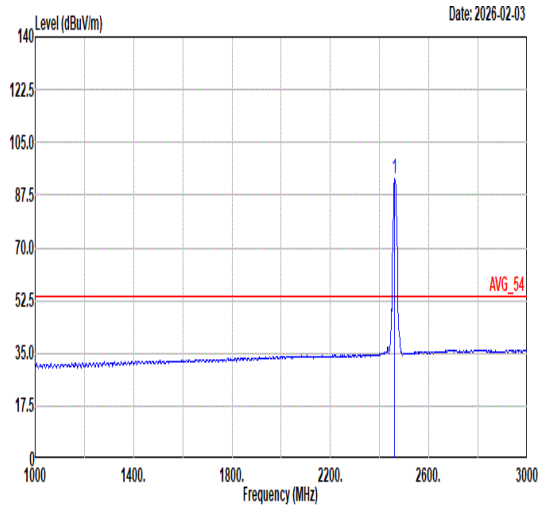 Freq Level Limit Line Margin (dB) Read Level Ant Factor Cable Loss Preamp Factor APos TPos Remark MHz dBuV/m dBuV/m dBuV dB/m dB dB cm deg 1 2462.00 92.76 ------ ------ 87.96 30.47 6.95 32.62 190 27 AVERAGE

Mode	6	
	Harmonic	
	2400-2483.5_802.11b_CH11_2462MHz	
ANT	6	
Pol.	Horizontal	Vertical
Peak Avg	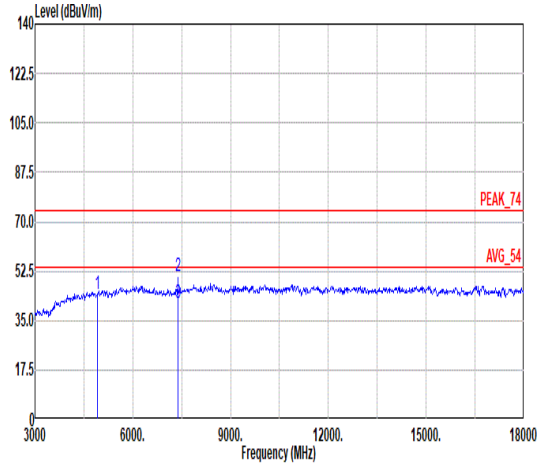 Freq Level Limit Line Margin Read Level Ant Factor Cable Loss Preamp Factor APos TPos Remark MHz dBuV/m dBuV/m dB dBuV dB/m dB dB cm deg 1 4924.00 44.54 74.00 -29.46 51.24 35.63 10.32 52.65 --- --- Peak 2 7386.00 50.52 74.00 -23.48 54.23 36.56 11.98 52.25 393 344 Peak 3 7386.00 41.14 54.00 -12.86 44.85 36.56 11.98 52.25 393 344 Average	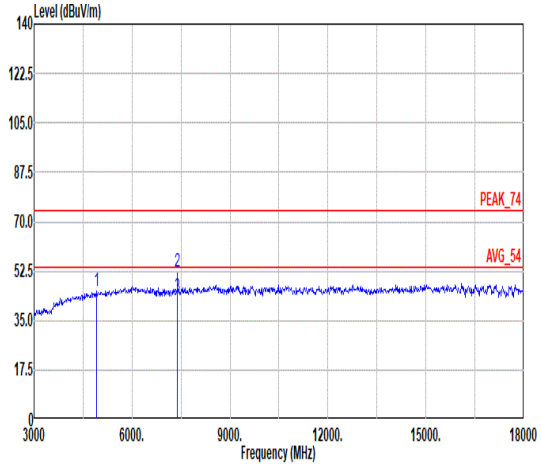 Freq Level Limit Line Margin Read Level Ant Factor Cable Loss Preamp Factor APos TPos Remark MHz dBuV/m dBuV/m dB dBuV dB/m dB dB cm deg 1 4924.00 45.58 74.00 -28.42 52.28 35.63 10.32 52.65 --- --- Peak 2 7386.00 52.14 74.00 -21.86 55.85 36.56 11.98 52.25 389 354 Peak 3 7386.00 43.14 54.00 -10.86 46.85 36.56 11.98 52.25 389 354 Average

Mode	7	
	Band Edge	
	2400-2483.5_802.11g_CH01_2412MHz	
ANT	3+6	
Pol.	Horizontal	Fundamental
Peak	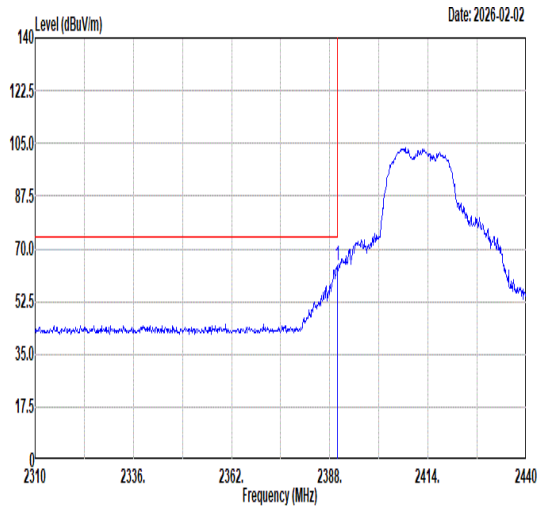 Freq Level Limit Line Margin (dB) Read Level Ant Factor Cable Loss Preamp Factor APos TPos Remark MHz dBuV/m dBuV/m dBuV dB/m dB dB cm deg 1 2389.95 64.54 74.00 -9.46 59.90 30.41 6.87 32.64 367 137 PEAK	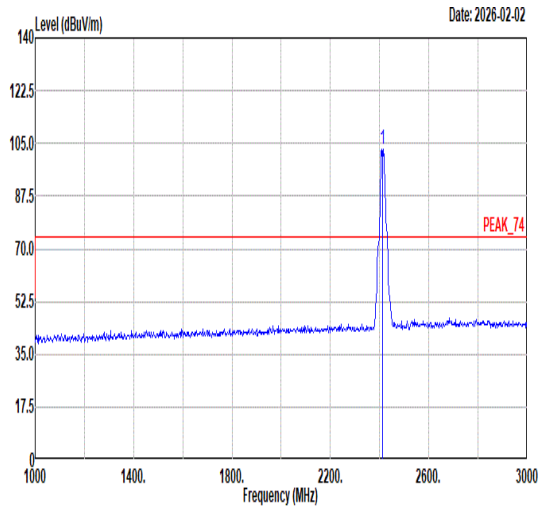 Freq Level Limit Line Margin (dB) Read Level Ant Factor Cable Loss Preamp Factor APos TPos Remark MHz dBuV/m dBuV/m dBuV dB/m dB dB cm deg 1 2412.00 103.23 ------ ------ 98.55 30.43 6.89 32.64 367 137 PEAK
Avg	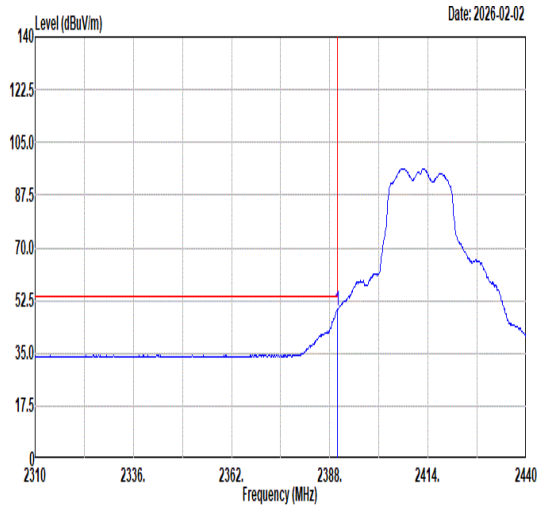 Freq Level Limit Line Margin (dB) Read Level Ant Factor Cable Loss Preamp Factor APos TPos Remark MHz dBuV/m dBuV/m dBuV dB/m dB dB cm deg 1 2389.95 49.20 54.00 -4.80 44.56 30.41 6.87 32.64 367 137 AVERAGE	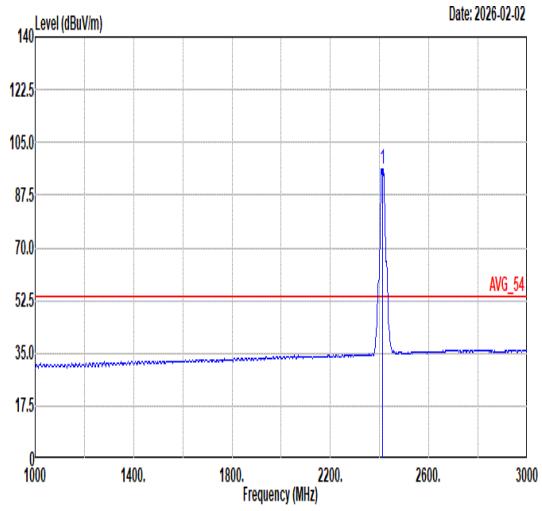 Freq Level Limit Line Margin (dB) Read Level Ant Factor Cable Loss Preamp Factor APos TPos Remark MHz dBuV/m dBuV/m dBuV dB/m dB dB cm deg 1 2412.00 96.24 ------ ------ 91.56 30.43 6.89 32.64 367 137 AVERAGE

Mode	7	
	Band Edge	
	2400-2483.5_802.11g_CH01_2412MHz	
ANT	3+6	
Pol.	Vertical	Fundamental
Peak	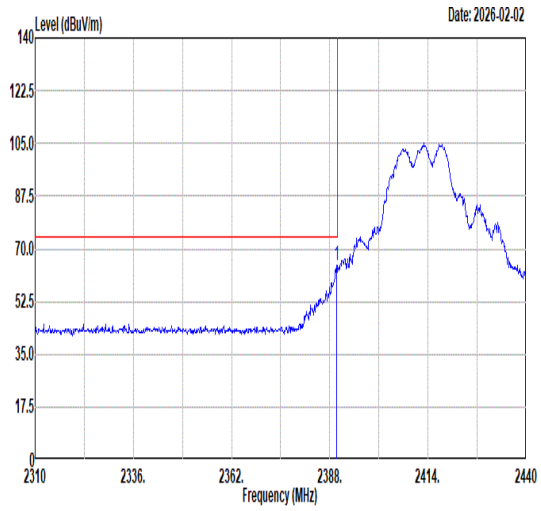 Freq Level Limit Line Margin (dB) Read Level Ant Factor Cable Loss Preamp Factor APos TPos Remark MHz dBuV/m dBuV/m dBuV dB/m dB dB cm deg 1 2389.82 64.23 74.00 -9.77 59.59 30.41 6.87 32.64 133 4 PEAK	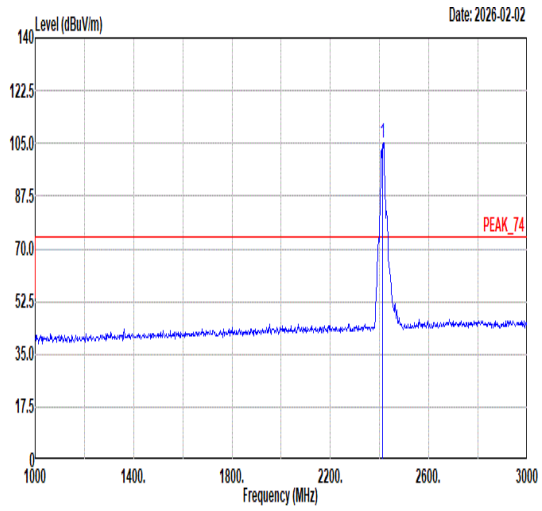 Freq Level Limit Line Margin (dB) Read Level Ant Factor Cable Loss Preamp Factor APos TPos Remark MHz dBuV/m dBuV/m dBuV dB/m dB dB cm deg 1 2412.00 104.99 ------ ------ 100.30 30.43 6.89 32.63 133 4 PEAK
Avg	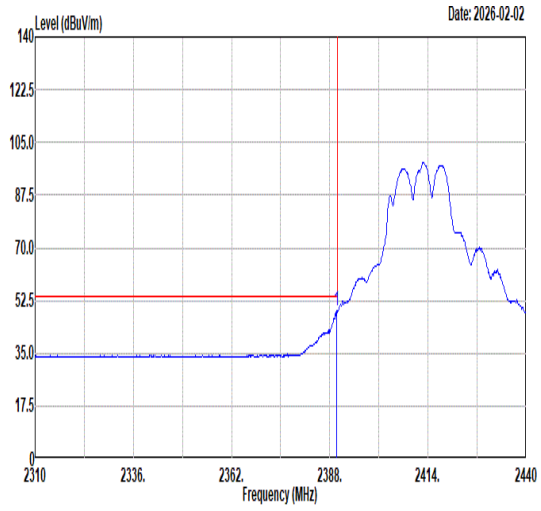 Freq Level Limit Line Margin (dB) Read Level Ant Factor Cable Loss Preamp Factor APos TPos Remark MHz dBuV/m dBuV/m dBuV dB/m dB dB cm deg 1 2389.82 49.00 54.00 -5.00 44.36 30.41 6.87 32.64 133 4 AVERAGE	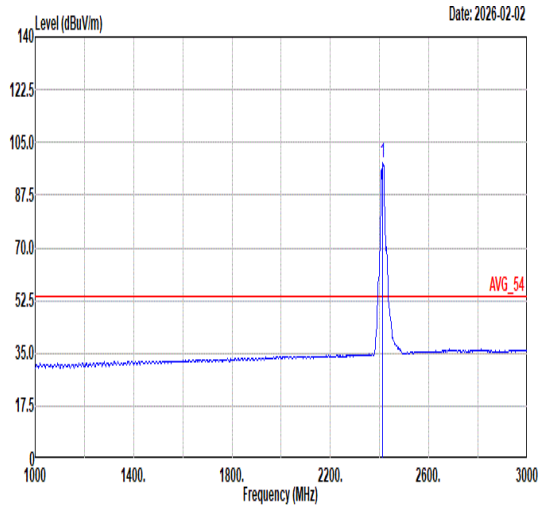 Freq Level Limit Line Margin (dB) Read Level Ant Factor Cable Loss Preamp Factor APos TPos Remark MHz dBuV/m dBuV/m dBuV dB/m dB dB cm deg 1 2412.00 98.03 ------ ------ 93.35 30.43 6.89 32.64 133 4 AVERAGE

Mode	7	
	Harmonic	
	2400-2483.5_802.11g_CH01_2412MHz	
ANT	3+6	
Pol.	Horizontal	Vertical
Peak Avg	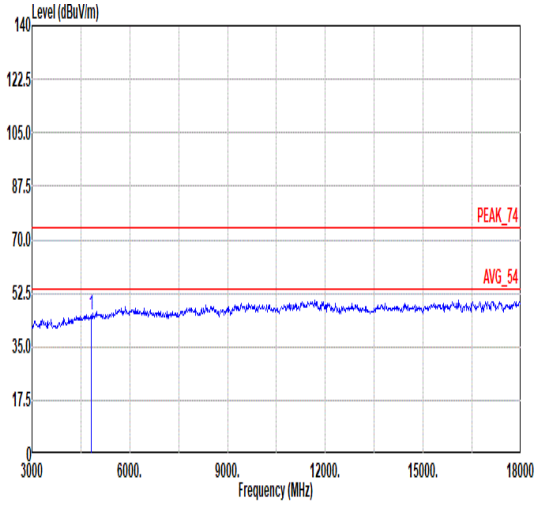 Freq Level Limit Line Margin Read Level Ant Factor Cable Loss Preamp Factor APos TPos Remark MHz dBuV/m dBuV/m dB dBuV dB/m dB dB cm deg 1 4824.00 45.23 74.00 -28.77 52.25 35.41 10.16 52.59 --- --- Peak	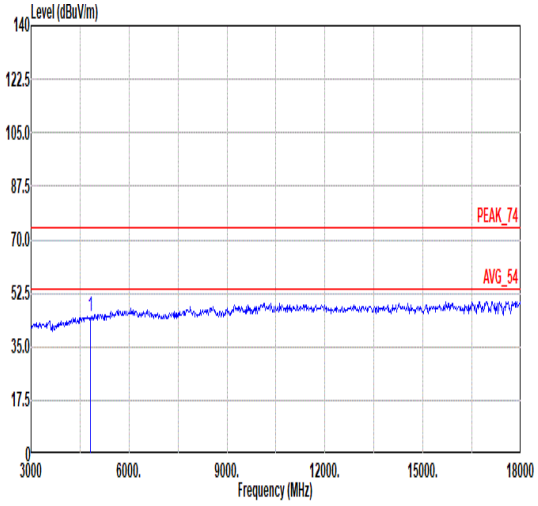 Freq Level Limit Line Margin Read Level Ant Factor Cable Loss Preamp Factor APos TPos Remark MHz dBuV/m dBuV/m dB dBuV dB/m dB dB cm deg 1 4824.00 45.05 74.00 -28.95 52.07 35.41 10.16 52.59 --- --- Peak

Mode	8	
	Harmonic	
	2400-2483.5_802.11g_CH06_2437MHz	
ANT	3+6	
Pol.	Horizontal	Vertical
Peak Avg	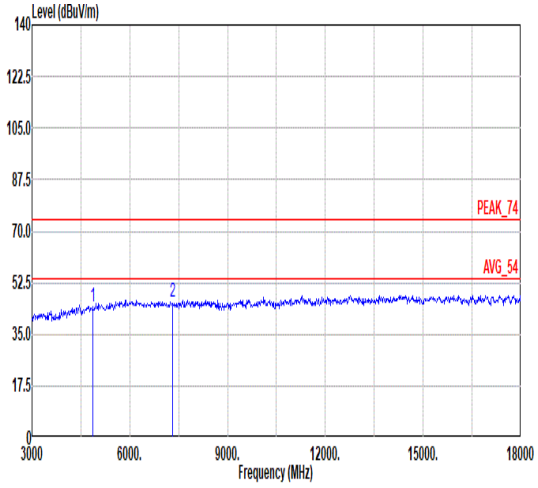 Freq Level Limit Line Margin Read Level Ant Factor Cable Loss Preamp Factor APos TPos Remark MHz dBuV/m dBuV/m dB dBuV dB/m dB dB cm deg 1 4874.00 44.22 74.00 -29.78 51.05 35.52 10.27 52.62 --- --- Peak 2 7311.00 46.01 74.00 -27.99 49.75 36.47 12.01 52.22 --- --- Peak	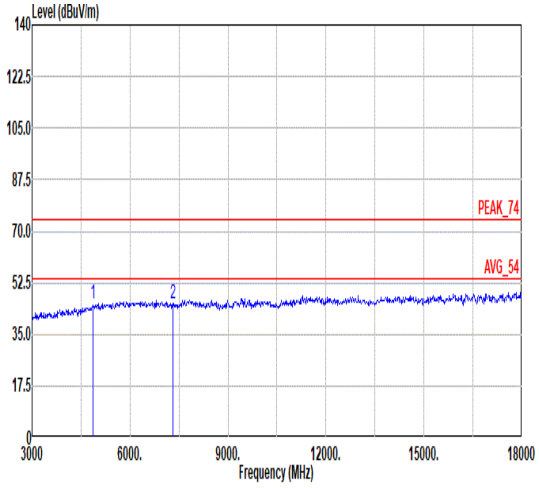 Freq Level Limit Line Margin Read Level Ant Factor Cable Loss Preamp Factor APos TPos Remark MHz dBuV/m dBuV/m dB dBuV dB/m dB dB cm deg 1 4874.00 45.27 74.00 -28.73 52.10 35.52 10.27 52.62 --- --- Peak 2 7311.00 45.55 74.00 -28.45 49.29 36.47 12.01 52.22 --- --- Peak

Mode	9	
	Band Edge	
	2400-2483.5_802.11g_CH11_2462MHz	
ANT	3+6	
Pol.	Horizontal	Fundamental
Peak	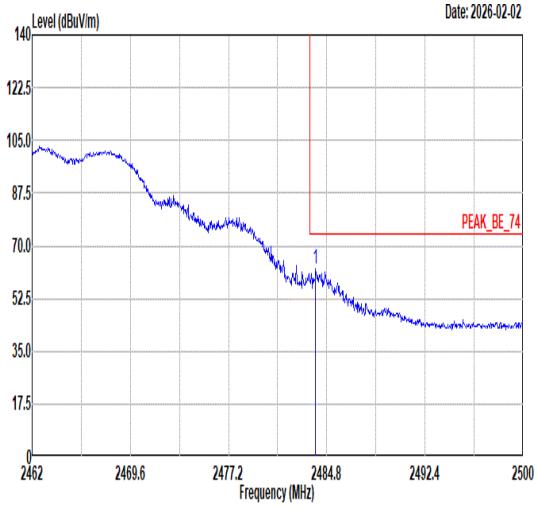 Freq Level Limit Line Margin (dB) Read Level Ant Factor Cable Loss Preamp Factor APos TPos Remark MHz dBuV/m dBuV/m dBuV dB/m dB dB cm deg 1 2483.93 62.49 74.00 -11.51 57.63 30.49 6.98 32.61 383 131 PEAK	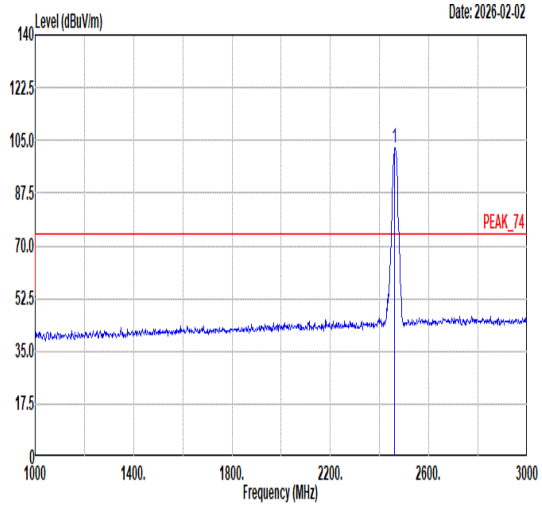 Freq Level Limit Line Margin (dB) Read Level Ant Factor Cable Loss Preamp Factor APos TPos Remark MHz dBuV/m dBuV/m dBuV dB/m dB dB cm deg 1 2462.00 102.57 ------ ------ 97.77 30.47 6.95 32.62 383 131 PEAK
Avg	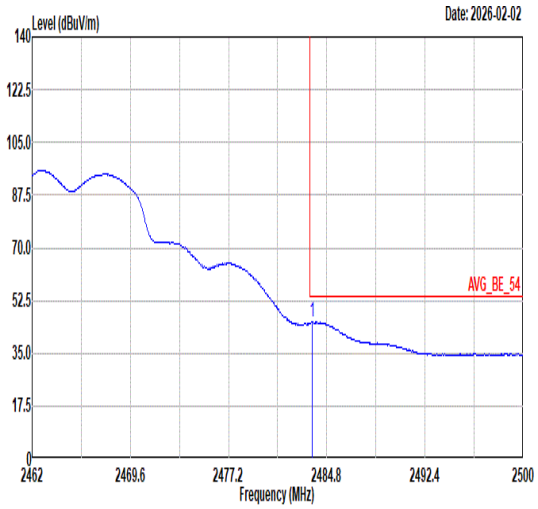 Freq Level Limit Line Margin (dB) Read Level Ant Factor Cable Loss Preamp Factor APos TPos Remark MHz dBuV/m dBuV/m dBuV dB/m dB dB cm deg 1 2483.70 45.62 54.00 -8.38 40.76 30.49 6.98 32.61 383 131 AVERAGE	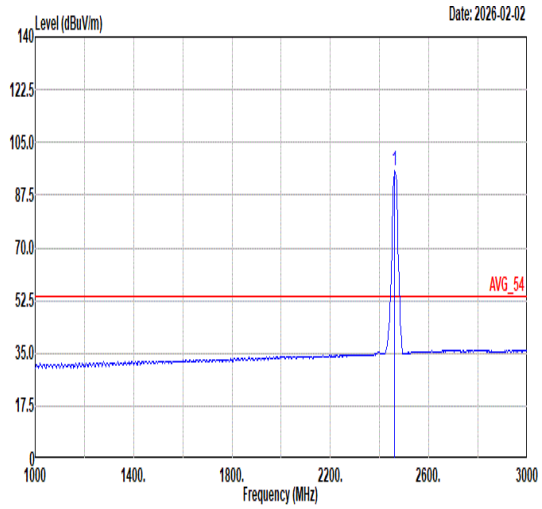 Freq Level Limit Line Margin (dB) Read Level Ant Factor Cable Loss Preamp Factor APos TPos Remark MHz dBuV/m dBuV/m dBuV dB/m dB dB cm deg 1 2462.00 95.59 ------ ------ 90.79 30.47 6.95 32.62 383 131 AVERAGE

Mode	9	
	Band Edge	
	2400-2483.5_802.11g_CH11_2462MHz	
ANT	3+6	
Pol.	Vertical	Fundamental
Peak	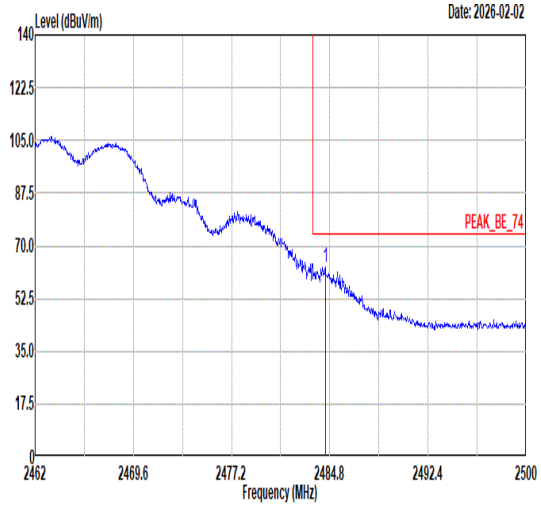 Freq Level Limit Line Margin (dB) Read Level Ant Factor Cable Loss Preamp Factor APos TPos Remark MHz dBuV/m dBuV/m dBuV dB/m dB dB cm deg 1 2484.46 63.07 74.00 -10.93 58.21 30.49 6.98 32.61 125 8 PEAK	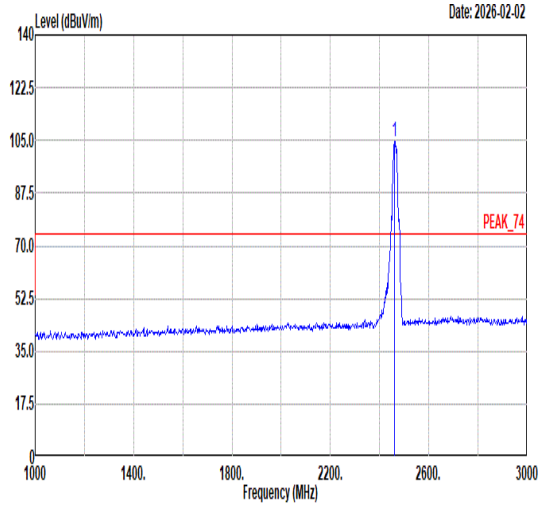 Freq Level Limit Line Margin (dB) Read Level Ant Factor Cable Loss Preamp Factor APos TPos Remark MHz dBuV/m dBuV/m dBuV dB/m dB dB cm deg 1 2462.00 104.81 ------ ------ 100.00 30.47 6.95 32.61 125 8 PEAK
Avg	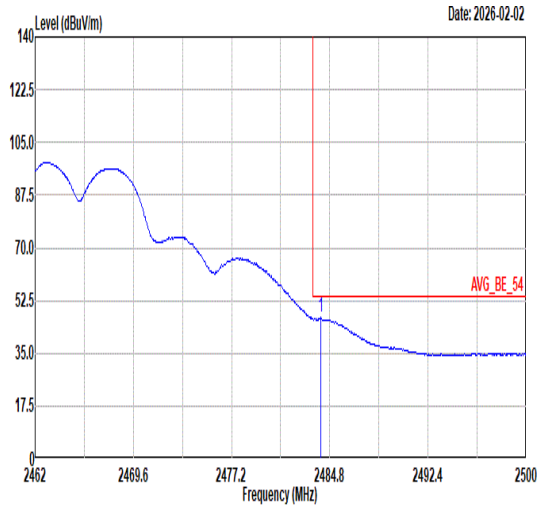 Freq Level Limit Line Margin (dB) Read Level Ant Factor Cable Loss Preamp Factor APos TPos Remark MHz dBuV/m dBuV/m dBuV dB/m dB dB cm deg 1 2484.12 46.83 54.00 -7.17 41.97 30.49 6.98 32.61 125 8 AVERAGE	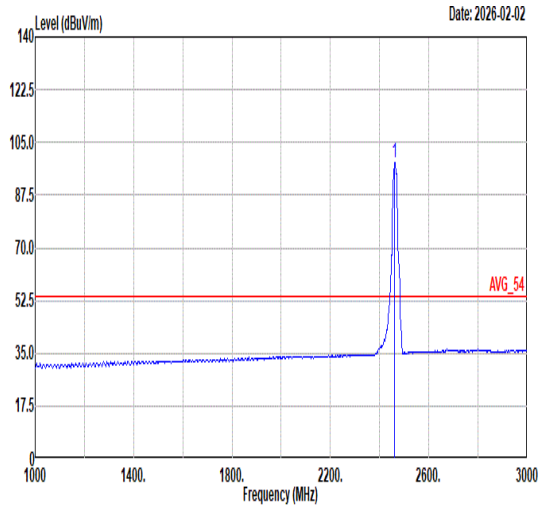 Freq Level Limit Line Margin (dB) Read Level Ant Factor Cable Loss Preamp Factor APos TPos Remark MHz dBuV/m dBuV/m dBuV dB/m dB dB cm deg 1 2462.00 98.10 ------ ------ 93.30 30.47 6.95 32.62 125 8 AVERAGE

Mode	9	
	Harmonic	
	2400-2483.5_802.11g_CH11_2462MHz	
ANT	3+6	
Pol.	Horizontal	Vertical
Peak Avg	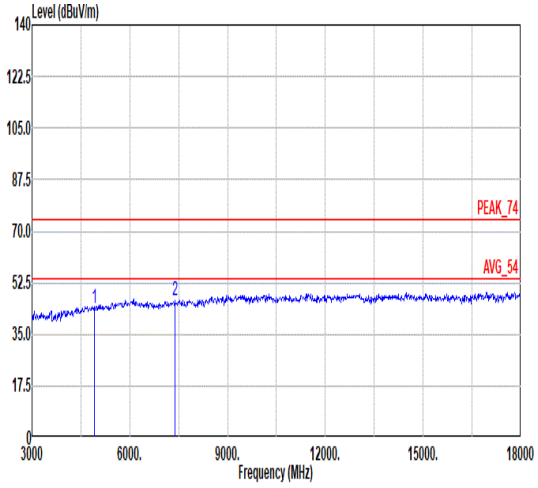 Freq Level Limit Line Margin Read Level Ant Factor Cable Loss Preamp Factor APos TPos Remark MHz dBuV/m dBuV/m dB dBuV dB/m dB dB cm deg 1 4924.00 44.00 74.00 -30.00 50.70 35.63 10.32 52.65 --- --- Peak 2 7386.00 46.51 74.00 -27.49 50.22 36.56 11.98 52.25 --- --- Peak	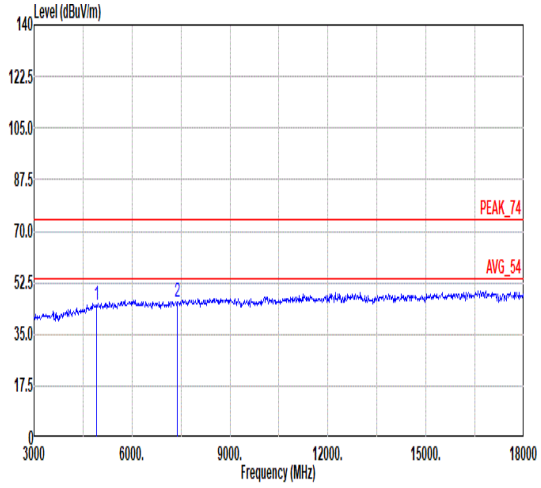 Freq Level Limit Line Margin Read Level Ant Factor Cable Loss Preamp Factor APos TPos Remark MHz dBuV/m dBuV/m dB dBuV dB/m dB dB cm deg 1 4924.00 45.05 74.00 -28.95 51.75 35.63 10.32 52.65 --- --- Peak 2 7386.00 45.76 74.00 -28.24 49.47 36.56 11.98 52.25 --- --- Peak

Mode	10	
	Band Edge	
	2400-2483.5_802.11ax HE20_CH01_Full RU_2412MHz	
ANT	3+6	
Pol.	Horizontal	Fundamental
Peak	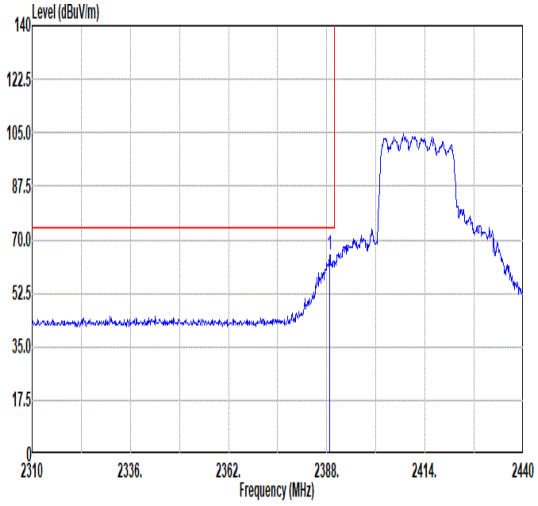 Freq Level Limit Line Margin Read Level Ant Factor Cable Loss Preamp Factor APos TPos Remark MHz dBuV/m dBuV/m dB dBuV dB/m dB dB cm deg 1 2388.78 64.97 74.00 -9.03 60.34 30.41 6.86 32.64 366 139 PEAK	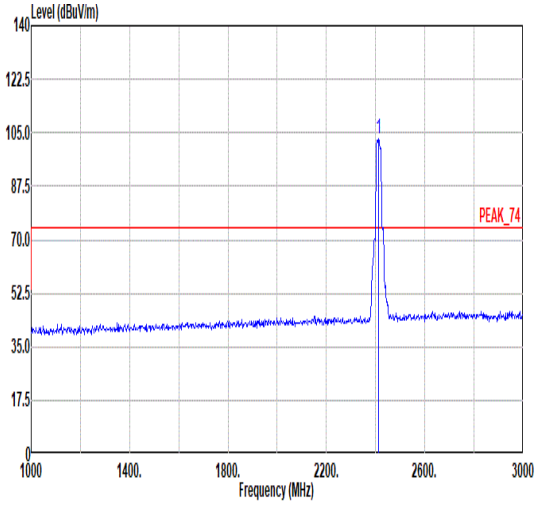 Freq Level Limit Line Margin Read Level Ant Factor Cable Loss Preamp Factor APos TPos Remark MHz dBuV/m dBuV/m dB dBuV dB/m dB dB cm deg 1 2412.00 102.96 ------ ------ 98.28 30.43 6.89 32.64 366 139 PEAK
Avg	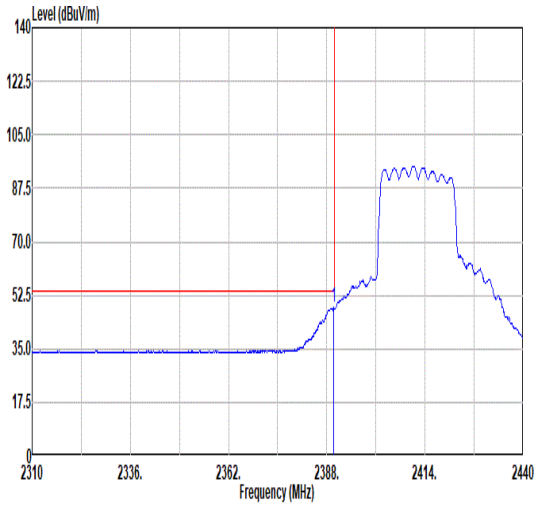 Freq Level Limit Line Margin Read Level Ant Factor Cable Loss Preamp Factor APos TPos Remark MHz dBuV/m dBuV/m dB dBuV dB/m dB dB cm deg 1 2389.82 48.35 54.00 -5.65 43.71 30.41 6.87 32.64 366 139 AVERAGE	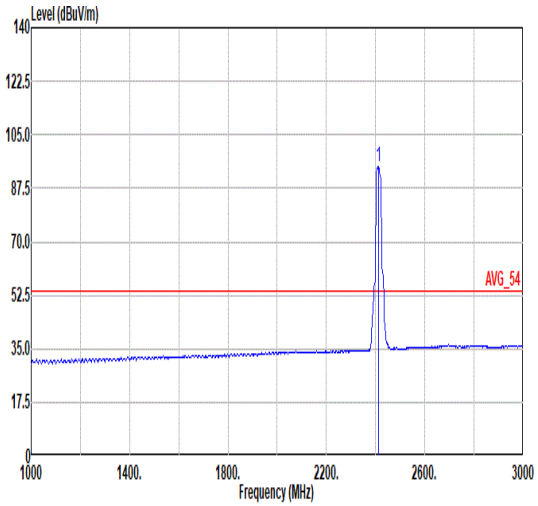 Freq Level Limit Line Margin Read Level Ant Factor Cable Loss Preamp Factor APos TPos Remark MHz dBuV/m dBuV/m dB dBuV dB/m dB dB cm deg 1 2412.00 94.65 ------ ------ 89.97 30.43 6.89 32.64 366 139 AVERAGE

Mode	10	
	Band Edge	
	2400-2483.5_802.11ax HE20_CH01_Full RU_2412MHz	
ANT	3+6	
Pol.	Vertical	Fundamental
Peak	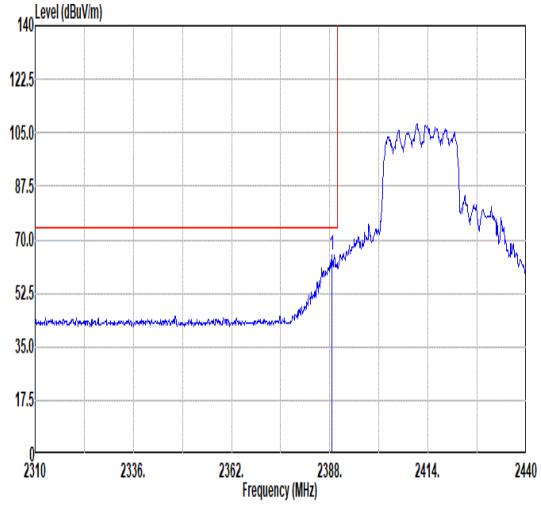 Freq Level Limit Line Margin Read Level Ant Factor Cable Loss Preamp Factor APos TPos Remark MHz dBuV/m dBuV/m dB dBuV dB/m dB dB cm deg 1 2388.65 64.86 74.00 -9.14 60.23 30.41 6.86 32.64 255 17 PEAK	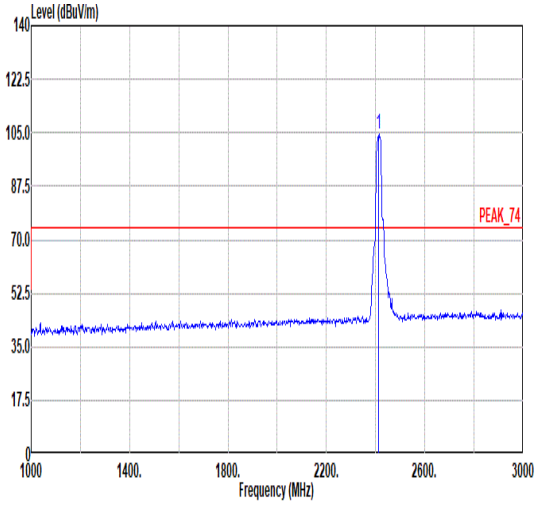 Freq Level Limit Line Margin Read Level Ant Factor Cable Loss Preamp Factor APos TPos Remark MHz dBuV/m dBuV/m dB dBuV dB/m dB dB cm deg 1 2412.00 104.34 ------ ------ 99.65 30.43 6.89 32.63 255 17 PEAK
Avg	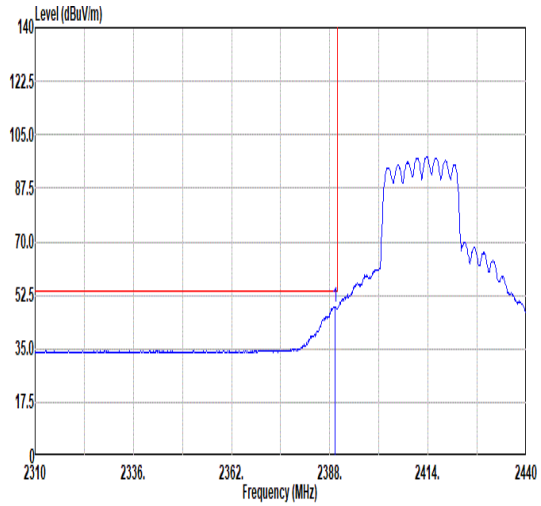 Freq Level Limit Line Margin Read Level Ant Factor Cable Loss Preamp Factor APos TPos Remark MHz dBuV/m dBuV/m dB dBuV dB/m dB dB cm deg 1 2389.30 48.71 54.00 -5.29 44.08 30.41 6.86 32.64 255 17 AVERAGE	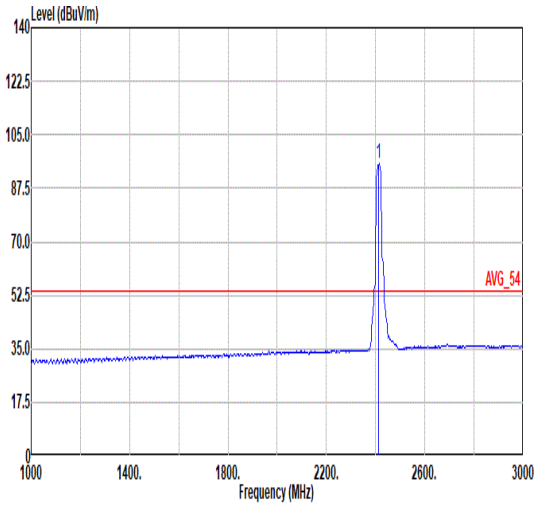 Freq Level Limit Line Margin Read Level Ant Factor Cable Loss Preamp Factor APos TPos Remark MHz dBuV/m dBuV/m dB dBuV dB/m dB dB cm deg 1 2412.00 95.83 ------ ------ 91.14 30.43 6.89 32.63 255 17 AVERAGE

Mode	10	
	Harmonic	
	2400-2483.5_802.11ax HE20_CH01_Full RU_2412MHz	
ANT	3+6	
Pol.	Horizontal	Vertical
Peak Avg	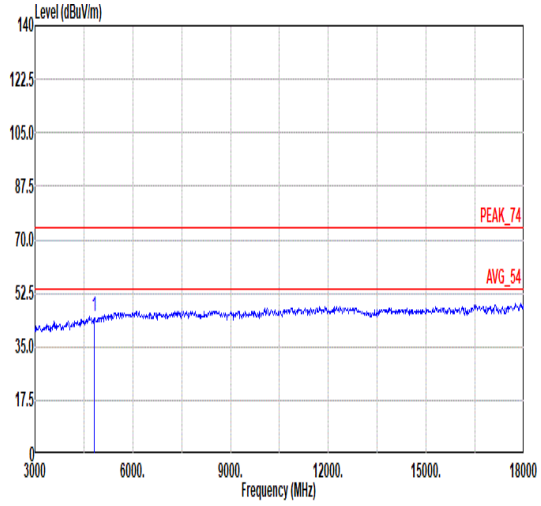 Freq Level Limit Line Margin Read Level Ant Factor Cable Loss Preamp Factor APos TPos Remark MHz dBuV/m dBuV/m dB dBuV dB/m dB dB cm deg 1 4824.00 44.95 74.00 -29.05 51.97 35.41 10.16 52.59 --- --- Peak	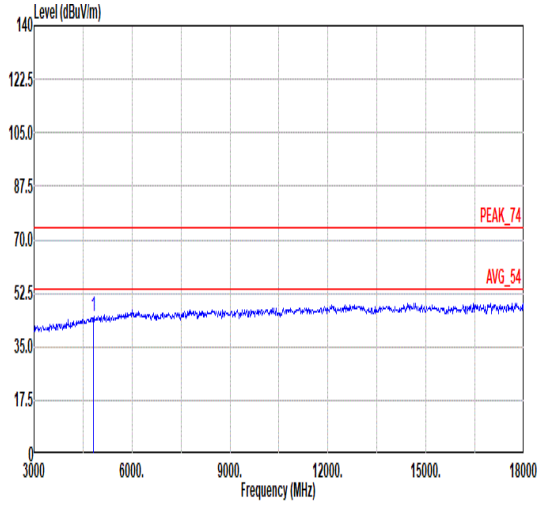 Freq Level Limit Line Margin Read Level Ant Factor Cable Loss Preamp Factor APos TPos Remark MHz dBuV/m dBuV/m dB dBuV dB/m dB dB cm deg 1 4824.00 44.71 74.00 -29.29 51.73 35.41 10.16 52.59 --- --- Peak

Mode	11	
	Harmonic	
	2400-2483.5_802.11ax HE20_CH06_Full RU_2437MHz	
ANT	3+6	
Pol.	Horizontal	Vertical
Peak Avg	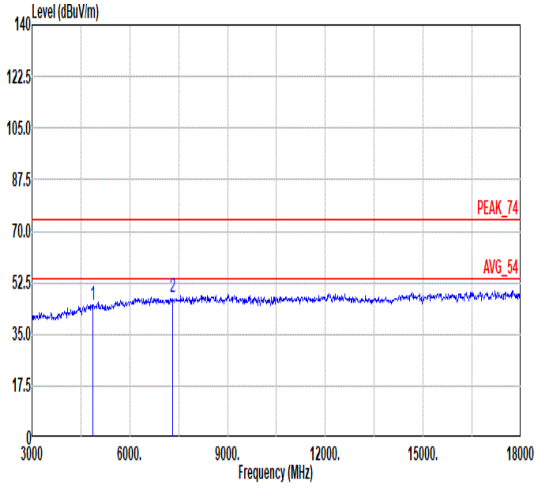 Freq Level Limit Line Margin Read Level Ant Factor Cable Loss Preamp Factor APos TPos Remark MHz dBuV/m dBuV/m dB dBuV dB/m dB dB cm deg 1 4874.00 44.75 74.00 -29.25 51.58 35.52 10.27 52.62 --- --- Peak 2 7311.00 47.47 74.00 -26.53 51.21 36.47 12.01 52.22 --- --- Peak	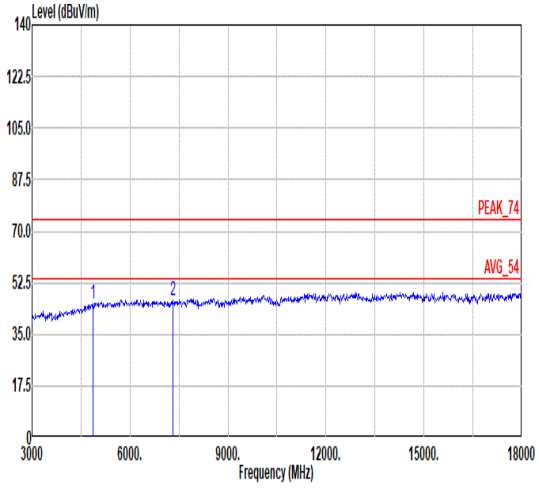 Freq Level Limit Line Margin Read Level Ant Factor Cable Loss Preamp Factor APos TPos Remark MHz dBuV/m dBuV/m dB dBuV dB/m dB dB cm deg 1 4874.00 45.36 74.00 -28.64 52.19 35.52 10.27 52.62 --- --- Peak 2 7311.00 46.59 74.00 -27.41 50.33 36.47 12.01 52.22 --- --- Peak

Mode	12	
	Band Edge	
	2400-2483.5_802.11ax HE20_CH11_Full RU_2462MHz	
ANT	3+6	
Pol.	Horizontal	Fundamental
Peak	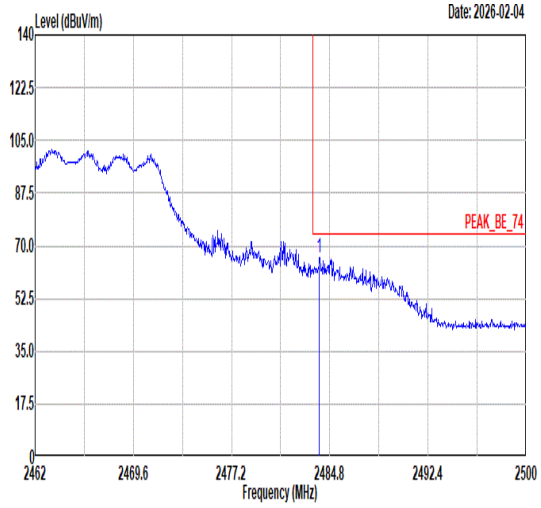 Freq Level Limit Line Margin (dB) Read Level Ant Factor Cable Loss Preamp Factor APos TPos Remark MHz dBuV/m dBuV/m dBuV dB/m dB dB cm deg 1 2484.00 66.29 74.00 -7.71 61.43 30.49 6.98 32.61 384 9 PEAK	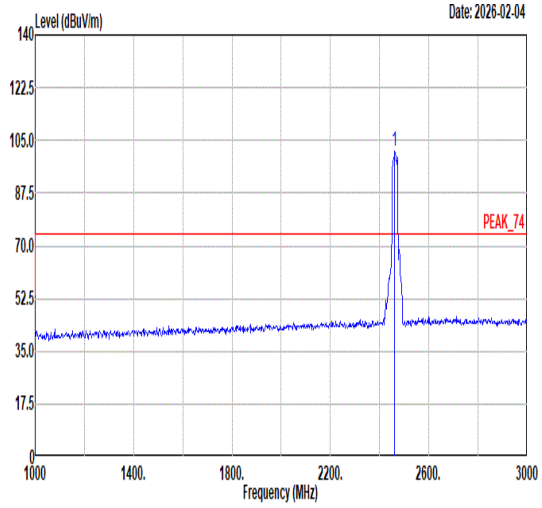 Freq Level Limit Line Margin (dB) Read Level Ant Factor Cable Loss Preamp Factor APos TPos Remark MHz dBuV/m dBuV/m dBuV dB/m dB dB cm deg 1 2462.00 101.20 ------ ------ 96.40 30.47 6.95 32.62 384 9 PEAK
Avg	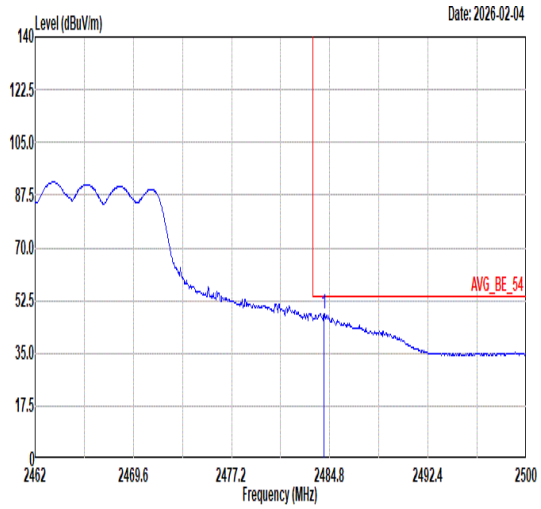 Freq Level Limit Line Margin (dB) Read Level Ant Factor Cable Loss Preamp Factor APos TPos Remark MHz dBuV/m dBuV/m dBuV dB/m dB dB cm deg 1 2484.34 47.96 54.00 -6.04 43.10 30.49 6.98 32.61 384 9 AVERAGE	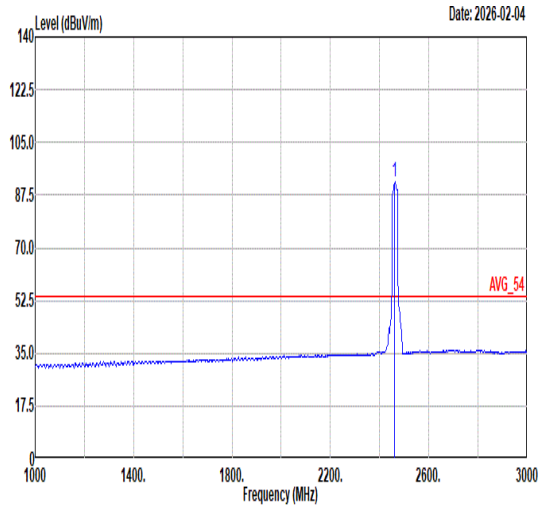 Freq Level Limit Line Margin (dB) Read Level Ant Factor Cable Loss Preamp Factor APos TPos Remark MHz dBuV/m dBuV/m dBuV dB/m dB dB cm deg 1 2462.00 91.68 ------ ------ 86.87 30.47 6.95 32.61 384 9 AVERAGE

Mode	12	
	Band Edge	
	2400-2483.5_802.11ax HE20_CH11_Full RU_2462MHz	
ANT	3+6	
Pol.	Vertical	Fundamental
Peak	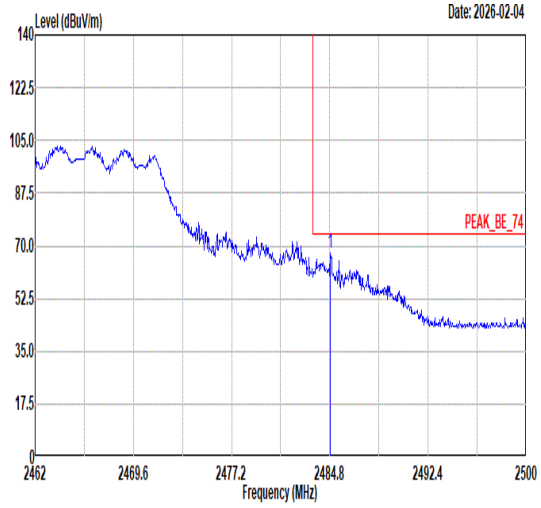 Freq Level Limit Line Margin (dB) Read Level Ant Factor Cable Loss Preamp Factor APos TPos Remark MHz dBuV/m dBuV/m dBuV dB/m dB dB cm deg 1 2484.84 67.64 74.00 -6.36 62.78 30.49 6.98 32.61 229 3 PEAK	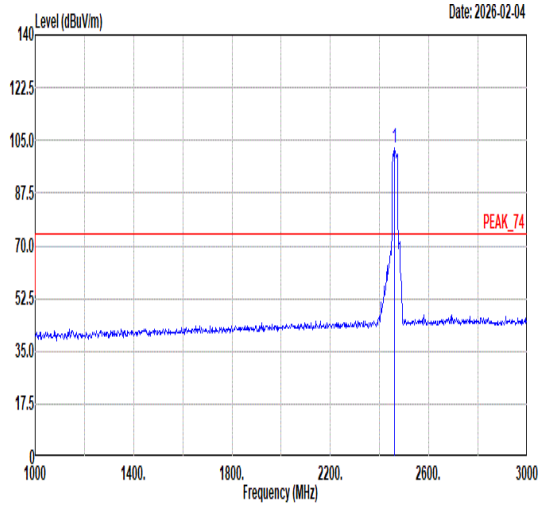 Freq Level Limit Line Margin (dB) Read Level Ant Factor Cable Loss Preamp Factor APos TPos Remark MHz dBuV/m dBuV/m dBuV dB/m dB dB cm deg 1 2462.00 102.24 ------ ------ 97.44 30.47 6.95 32.62 229 3 PEAK
Avg	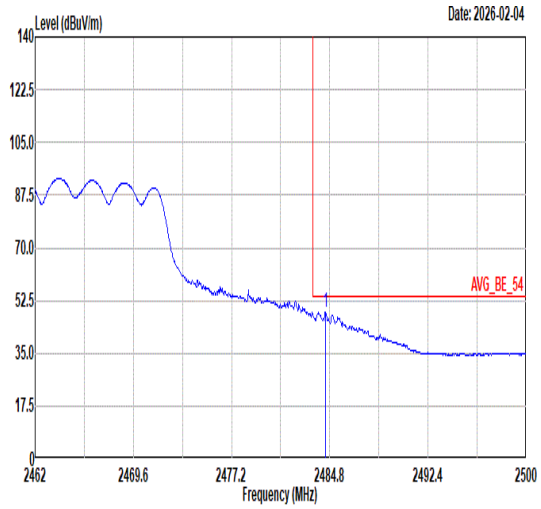 Freq Level Limit Line Margin (dB) Read Level Ant Factor Cable Loss Preamp Factor APos TPos Remark MHz dBuV/m dBuV/m dBuV dB/m dB dB cm deg 1 2484.50 48.74 54.00 -5.26 43.88 30.49 6.98 32.61 229 3 AVERAGE	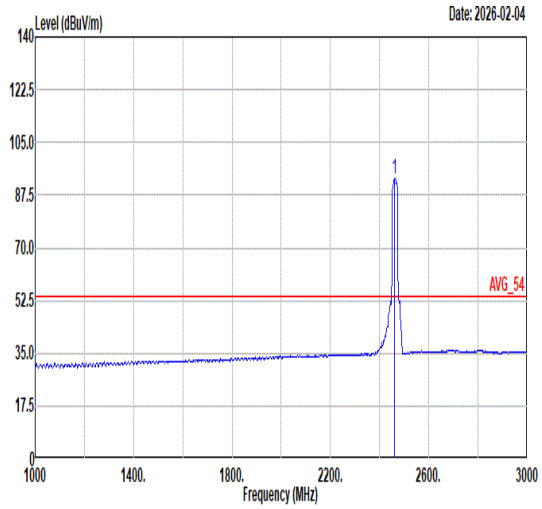 Freq Level Limit Line Margin (dB) Read Level Ant Factor Cable Loss Preamp Factor APos TPos Remark MHz dBuV/m dBuV/m dBuV dB/m dB dB cm deg 1 2462.00 93.10 ------ ------ 88.30 30.47 6.95 32.62 229 3 AVERAGE

Mode	12	
	Harmonic	
	2400-2483.5_802.11ax HE20_CH11_Full RU_2462MHz	
ANT	3+6	
Pol.	Horizontal	Vertical
Peak Avg	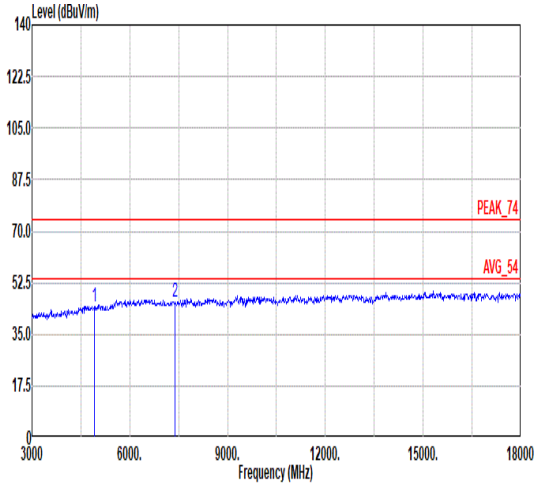 Freq Level Limit Line Margin Read Level Ant Factor Cable Loss Preamp Factor APos TPos Remark MHz dBuV/m dBuV/m dB dBuV dB/m dB dB cm deg 1 4924.00 44.61 74.00 -29.39 51.31 35.63 10.32 52.65 --- --- Peak 2 7386.00 46.21 74.00 -27.79 49.92 36.56 11.98 52.25 --- --- Peak	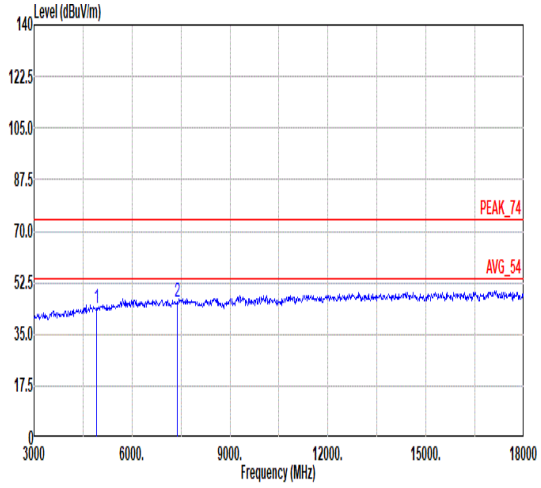 Freq Level Limit Line Margin Read Level Ant Factor Cable Loss Preamp Factor APos TPos Remark MHz dBuV/m dBuV/m dB dBuV dB/m dB dB cm deg 1 4924.00 43.66 74.00 -30.34 50.36 35.63 10.32 52.65 --- --- Peak 2 7386.00 46.17 74.00 -27.83 49.88 36.56 11.98 52.25 --- --- Peak

Mode	13	
	Band Edge - L	
	2400-2483.5_802.11ax HE40_CH03_Full RU_2422MHz	
ANT	3+6	
Pol.	Horizontal	Fundamental
Peak	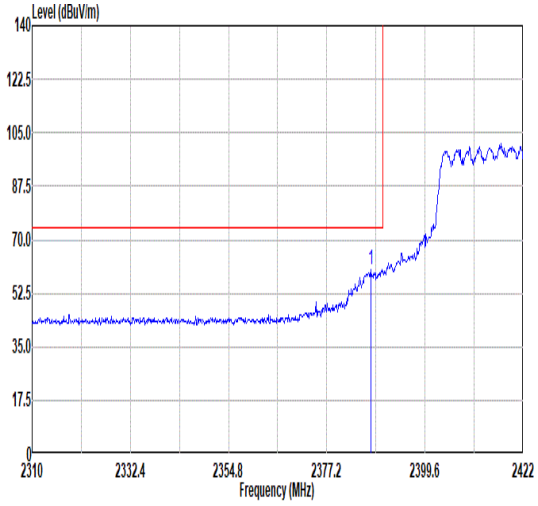 Freq Level Limit Line Margin Read Level Ant Factor Cable Loss Preamp Factor APos TPos Remark MHz dBuV/m dBuV/m dB dBuV dB/m dB dB cm deg 1 2387.28 60.23 74.00 -13.77 55.61 30.41 6.86 32.65 330 355 PEAK	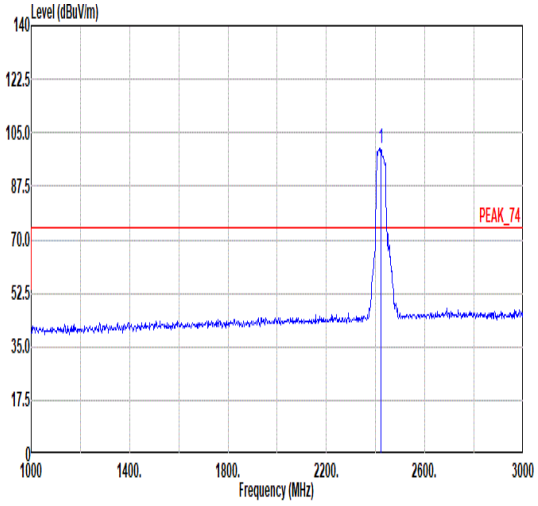 Freq Level Limit Line Margin Read Level Ant Factor Cable Loss Preamp Factor APos TPos Remark MHz dBuV/m dBuV/m dB dBuV dB/m dB dB cm deg 1 2422.00 99.61 ------ ------ 94.91 30.43 6.90 32.63 330 355 PEAK
Avg	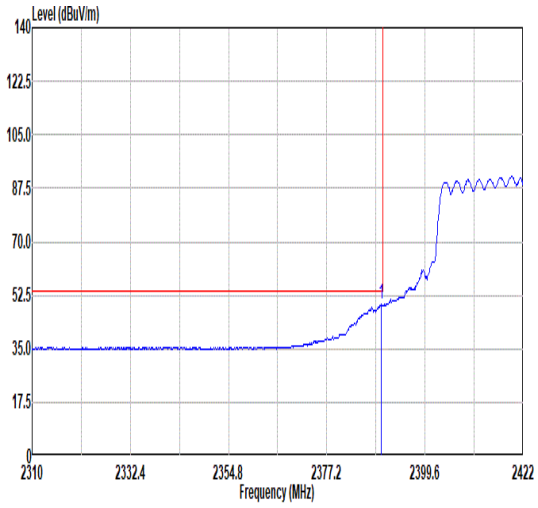 Freq Level Limit Line Margin Read Level Ant Factor Cable Loss Preamp Factor APos TPos Remark MHz dBuV/m dBuV/m dB dBuV dB/m dB dB cm deg 1 2389.63 49.56 54.00 -4.44 44.92 30.41 6.87 32.64 330 355 AVERAGE	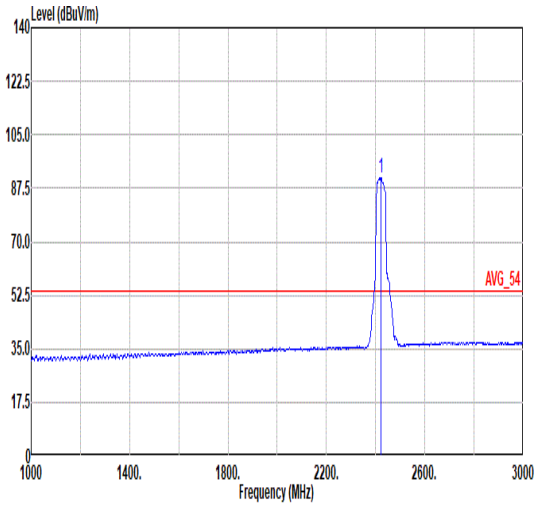 Freq Level Limit Line Margin Read Level Ant Factor Cable Loss Preamp Factor APos TPos Remark MHz dBuV/m dBuV/m dB dBuV dB/m dB dB cm deg 1 2422.00 91.04 ------ ------ 86.33 30.44 6.90 32.63 330 355 AVERAGE

Mode	13	
	Band Edge - R	
	2400-2483.5_802.11ax HE40_CH03_Full RU_2422MHz	
ANT	3+6	
Pol.	Horizontal	Fundamental
Peak	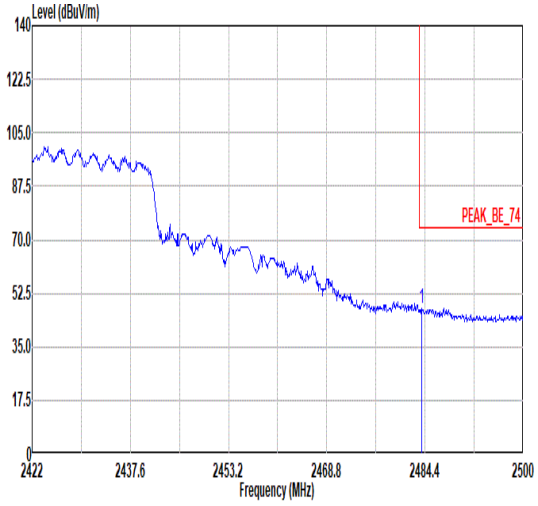 Freq Level Limit Line Margin Read Level Ant Factor Cable Loss Preamp Factor APos TPos Remark MHz dBuV/m dBuV/m dB dBuV dB/m dB dB cm deg 1 2483.93 47.47 74.00 -26.53 42.61 30.49 6.98 32.61 330 355 PEAK	Blank
Avg	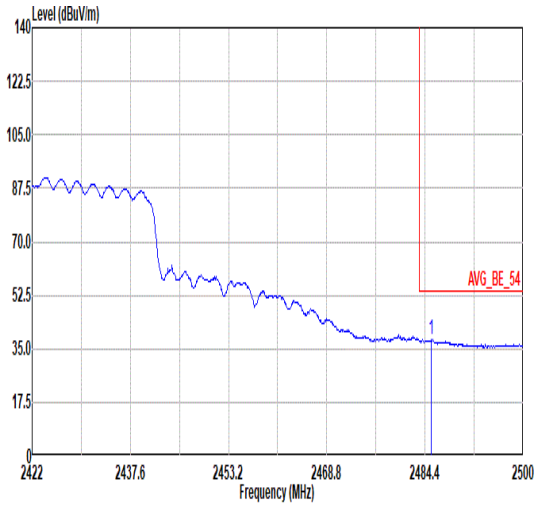 Freq Level Limit Line Margin Read Level Ant Factor Cable Loss Preamp Factor APos TPos Remark MHz dBuV/m dBuV/m dB dBuV dB/m dB dB cm deg 1 2485.34 38.07 54.00 -15.93 33.21 30.49 6.98 32.61 330 355 AVERAGE	Blank

Mode	13	
	Band Edge - L	
	2400-2483.5_802.11ax HE40_CH03_Full RU_2422MHz	
ANT	3+6	
Pol.	Vertical	Fundamental
Peak	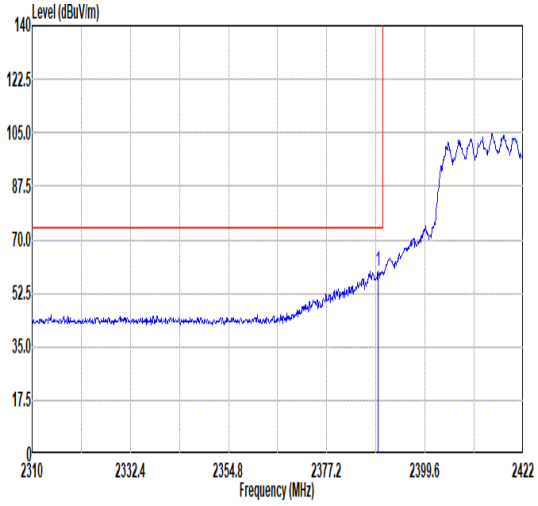 Freq Level Limit Line Margin Read Level Ant Factor Cable Loss Preamp Factor APos TPos Remark MHz dBuV/m dBuV/m dB dBuV dB/m dB dB cm deg 1 2388.85 59.64 74.00 -14.36 55.01 30.41 6.86 32.64 231 21 PEAK	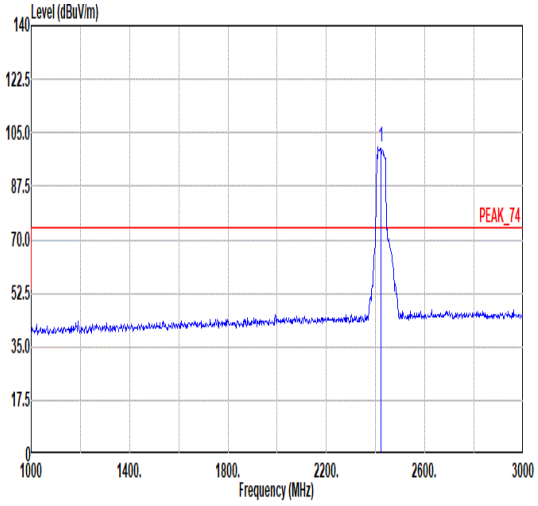 Freq Level Limit Line Margin Read Level Ant Factor Cable Loss Preamp Factor APos TPos Remark MHz dBuV/m dBuV/m dB dBuV dB/m dB dB cm deg 1 2422.00 100.30 ------ ------ 95.62 30.43 6.89 32.64 231 21 PEAK
Avg	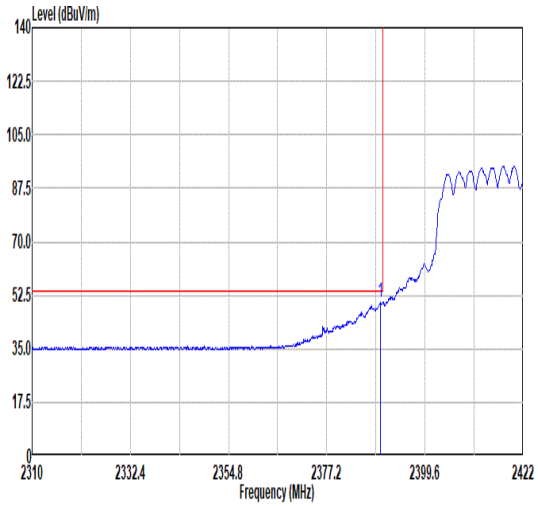 Freq Level Limit Line Margin Read Level Ant Factor Cable Loss Preamp Factor APos TPos Remark MHz dBuV/m dBuV/m dB dBuV dB/m dB dB cm deg 1 2389.52 50.33 54.00 -3.67 45.69 30.41 6.87 32.64 231 21 AVERAGE	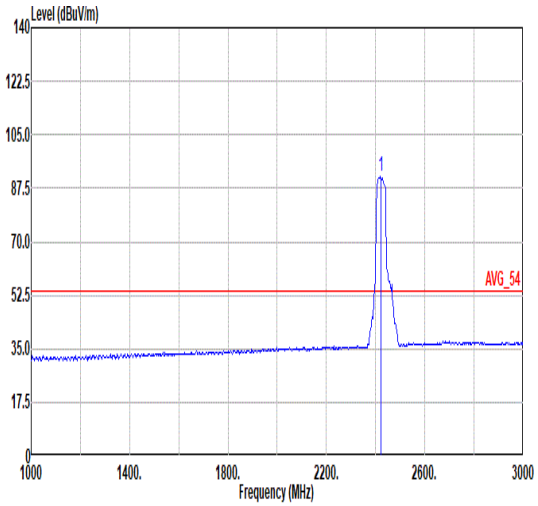 Freq Level Limit Line Margin Read Level Ant Factor Cable Loss Preamp Factor APos TPos Remark MHz dBuV/m dBuV/m dB dBuV dB/m dB dB cm deg 1 2422.00 91.35 ------ ------ 86.65 30.43 6.90 32.63 231 21 AVERAGE

Mode	13	
	Band Edge - R	
	2400-2483.5_802.11ax HE40_CH03_Full RU_2422MHz	
ANT	3+6	
Pol.	Vertical	Fundamental
Peak	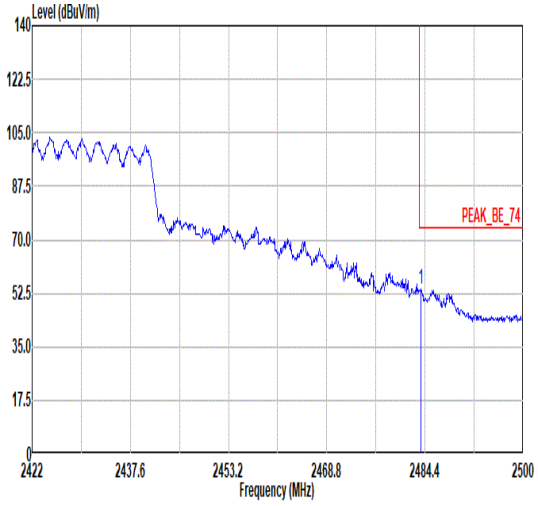 Freq Level Limit Line Margin Read Level Ant Factor Cable Loss Preamp Factor APos TPos Remark MHz dBuV/m dBuV/m dB dBuV dB/m dB dB cm deg 1 2483.78 53.63 74.00 -20.37 48.77 30.49 6.98 32.61 231 21 PEAK	Blank
Avg	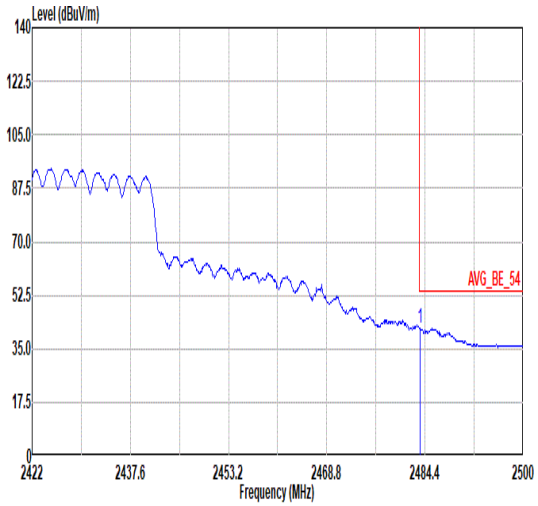 Freq Level Limit Line Margin Read Level Ant Factor Cable Loss Preamp Factor APos TPos Remark MHz dBuV/m dBuV/m dB dBuV dB/m dB dB cm deg 1 2483.62 41.82 54.00 -12.18 36.96 30.49 6.98 32.61 231 21 AVERAGE	Blank

Mode	13	
	Harmonic	
	2400-2483.5_802.11ax HE40_CH03_Full RU_2422MHz	
ANT	3+6	
Pol.	Horizontal	Vertical
Peak Avg	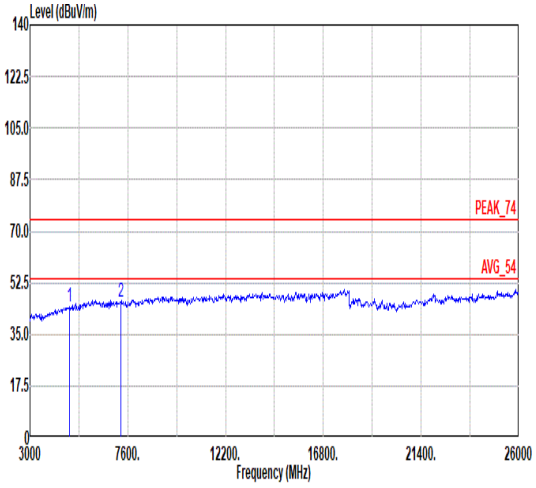 Freq Level Limit Line Margin Read Level Ant Factor Cable Loss Preamp Factor APos TPos Remark MHz dBuV/m dBuV/m dB dBuV dB/m dB dB cm deg 1 4844.00 44.45 74.00 -29.55 51.40 35.46 10.20 52.61 --- --- Peak 2 7266.00 45.96 74.00 -28.04 49.81 36.42 11.94 52.21 --- --- Peak	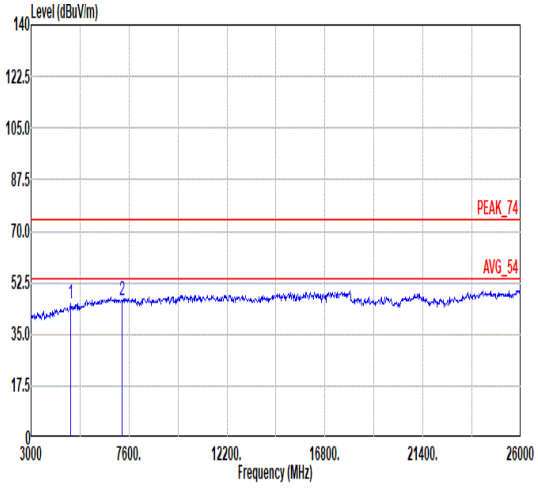 Freq Level Limit Line Margin Read Level Ant Factor Cable Loss Preamp Factor APos TPos Remark MHz dBuV/m dBuV/m dB dBuV dB/m dB dB cm deg 1 4844.00 45.18 74.00 -28.82 52.13 35.46 10.20 52.61 --- --- Peak 2 7266.00 46.53 74.00 -27.47 50.38 36.42 11.94 52.21 --- --- Peak

Mode	14	
	Harmonic	
	2400-2483.5_802.11ax HE40_CH06_Full RU_2437MHz	
ANT	3+6	
Pol.	Horizontal	Vertical
Peak Avg	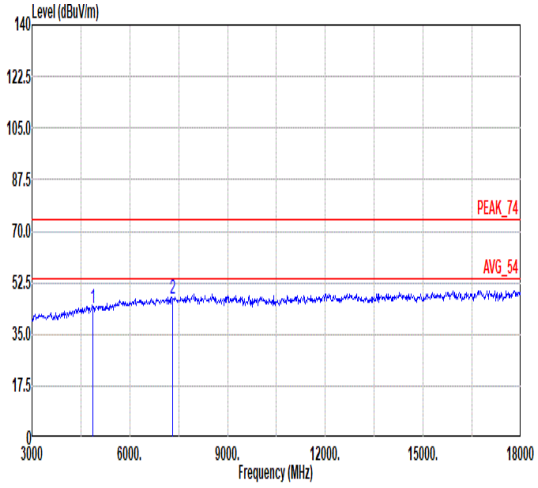 Freq Level Limit Line Margin Read Level Ant Factor Cable Loss Preamp Factor APos TPos Remark MHz dBuV/m dBuV/m dB dBuV dB/m dB dB cm deg 1 4874.00 44.05 74.00 -29.95 50.88 35.52 10.27 52.62 --- --- Peak 2 7311.00 47.26 74.00 -26.74 51.00 36.47 12.01 52.22 --- --- Peak	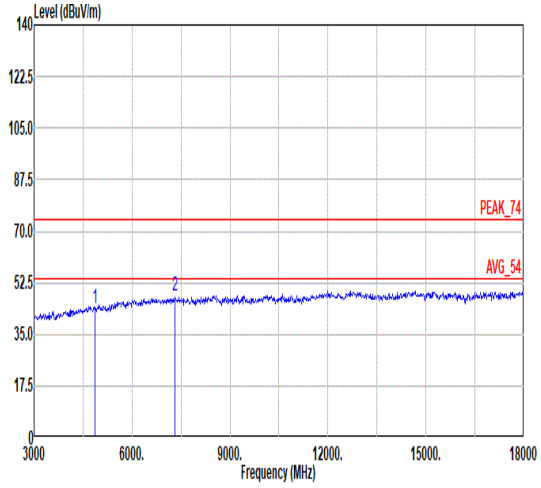 Freq Level Limit Line Margin Read Level Ant Factor Cable Loss Preamp Factor APos TPos Remark MHz dBuV/m dBuV/m dB dBuV dB/m dB dB cm deg 1 4874.00 43.80 74.00 -30.20 50.63 35.52 10.27 52.62 --- --- Peak 2 7311.00 47.86 74.00 -26.14 51.60 36.47 12.01 52.22 --- --- Peak

Mode	15	
	Band Edge - L	
	2400-2483.5_802.11ax HE40_CH09_Full RU_2452MHz	
ANT	3+6	
Pol.	Horizontal	Fundamental
Peak	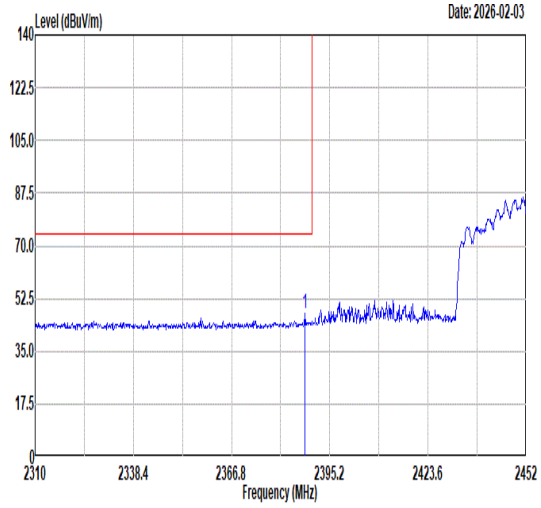 Freq Level Limit Line Margin (dB) Read Level Ant Factor Cable Loss Preamp Factor APos TPos Remark MHz dBuV/m dBuV/m dBuV dB/m dB dB cm deg 1 2388.10 47.54 74.00 -26.46 42.91 30.41 6.86 32.64 378 21 PEAK	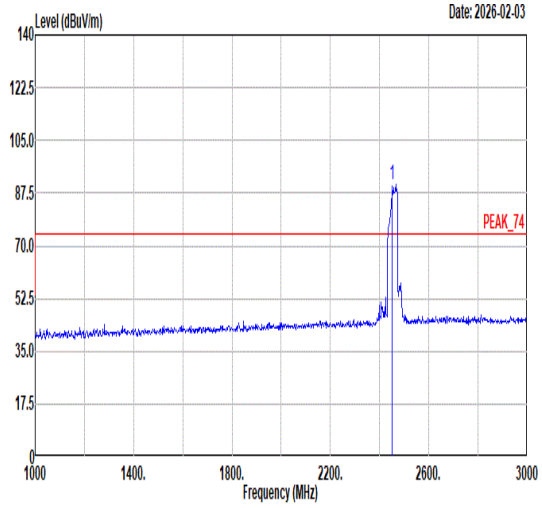 Freq Level Limit Line Margin (dB) Read Level Ant Factor Cable Loss Preamp Factor APos TPos Remark MHz dBuV/m dBuV/m dBuV dB/m dB dB cm deg 1 2452.00 90.17 ------ ------ 85.36 30.47 6.95 32.61 378 21 PEAK
Avg	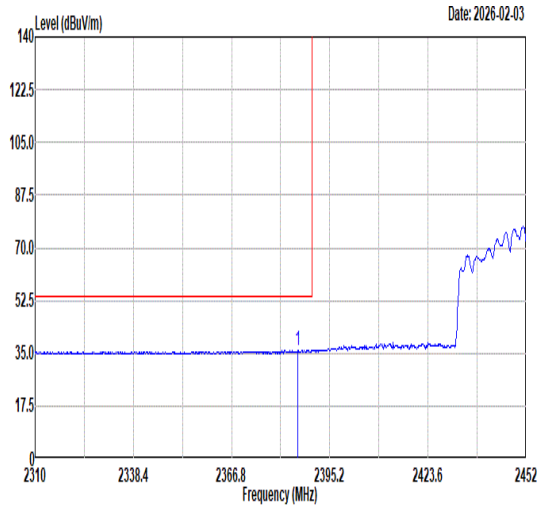 Freq Level Limit Line Margin (dB) Read Level Ant Factor Cable Loss Preamp Factor APos TPos Remark MHz dBuV/m dBuV/m dBuV dB/m dB dB cm deg 1 2385.97 36.02 54.00 -17.98 31.40 30.41 6.86 32.65 378 21 AVERAGE	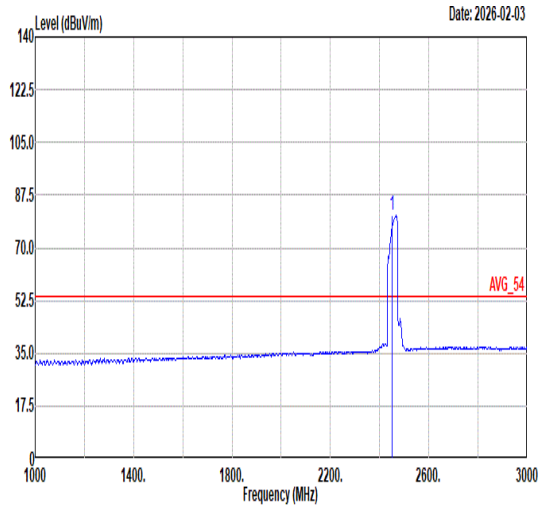 Freq Level Limit Line Margin (dB) Read Level Ant Factor Cable Loss Preamp Factor APos TPos Remark MHz dBuV/m dBuV/m dBuV dB/m dB dB cm deg 1 2452.00 80.58 ------ ------ 75.77 30.47 6.95 32.61 378 21 AVERAGE

Mode	15	
	Band Edge - R	
	2400-2483.5_802.11ax HE40_CH09_Full RU_2452MHz	
ANT	3+6	
Pol.	Horizontal	Fundamental
Peak	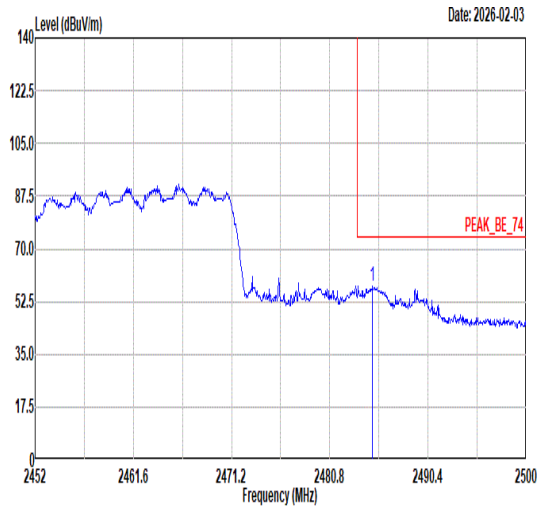 Freq Level Limit Line Margin (dB) Read Level Ant Factor Cable Loss Preamp Factor APos TPos Remark MHz dBuV/m dBuV/m dBuV dB/m dB dB cm deg 1 2484.98 57.54 74.00 -16.46 52.68 30.49 6.98 32.61 378 21 PEAK	Blank
Avg	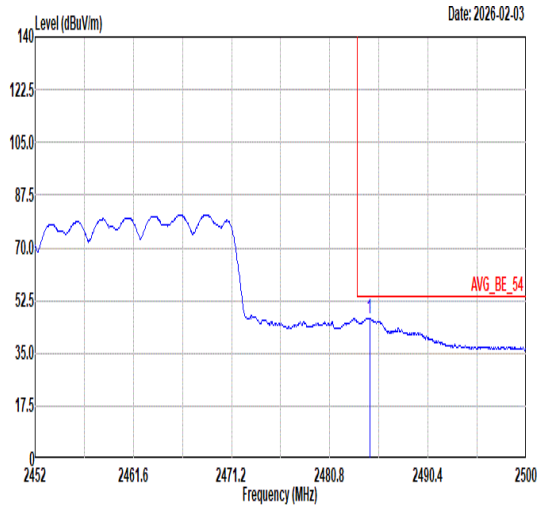 Freq Level Limit Line Margin (dB) Read Level Ant Factor Cable Loss Preamp Factor APos TPos Remark MHz dBuV/m dBuV/m dBuV dB/m dB dB cm deg 1 2484.69 46.65 54.00 -7.35 41.79 30.49 6.98 32.61 378 21 AVERAGE	Blank

Mode	15	
	Band Edge - L	
	2400-2483.5_802.11ax HE40_CH09_Full RU_2452MHz	
ANT	3+6	
Pol.	Vertical	Fundamental
Peak	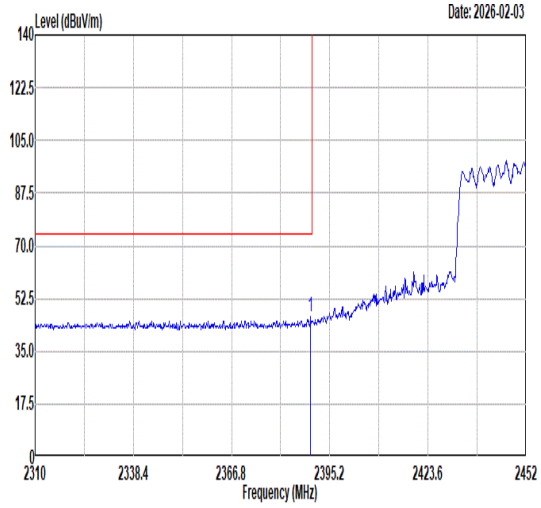 Freq Level Limit Line Margin (dB) Read Level Ant Factor Cable Loss Preamp Factor APos TPos Remark MHz dBuV/m dBuV/m dBuV dB/m dB dB cm deg 1 2389.66 46.30 74.00 -27.70 41.66 30.41 6.87 32.64 217 22 PEAK	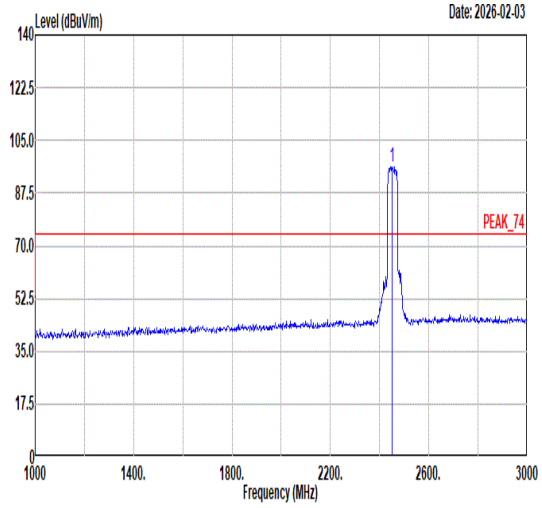 Freq Level Limit Line Margin (dB) Read Level Ant Factor Cable Loss Preamp Factor APos TPos Remark MHz dBuV/m dBuV/m dBuV dB/m dB dB cm deg 1 2452.00 96.26 ------ ------ 91.46 30.47 6.95 32.62 217 22 PEAK
Avg	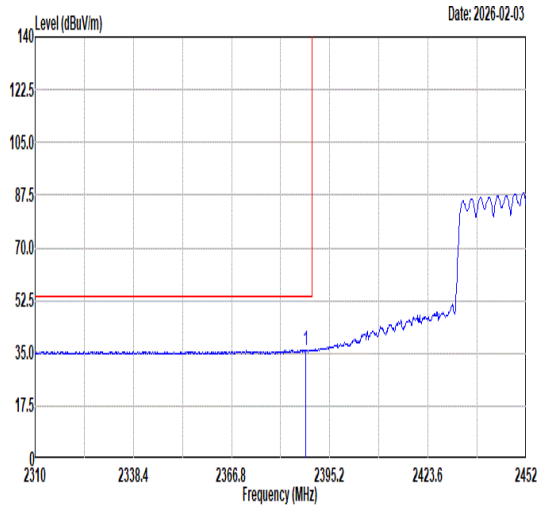 Freq Level Limit Line Margin (dB) Read Level Ant Factor Cable Loss Preamp Factor APos TPos Remark MHz dBuV/m dBuV/m dBuV dB/m dB dB cm deg 1 2388.24 36.00 54.00 -18.00 31.37 30.41 6.86 32.64 217 22 AVERAGE	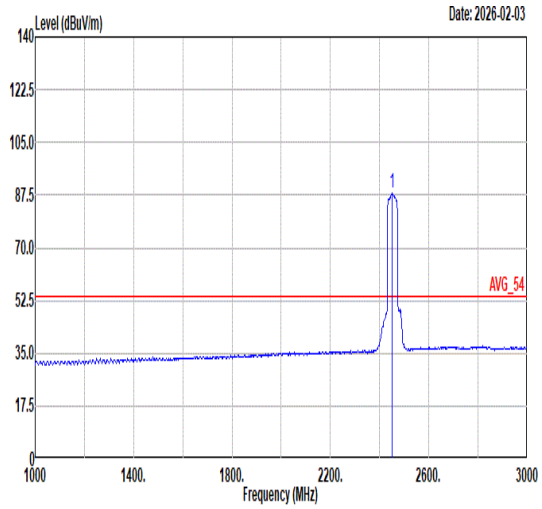 Freq Level Limit Line Margin (dB) Read Level Ant Factor Cable Loss Preamp Factor APos TPos Remark MHz dBuV/m dBuV/m dBuV dB/m dB dB cm deg 1 2452.00 88.13 ------ ------ 83.35 30.46 6.94 32.62 217 22 AVERAGE

Mode	15	
	Band Edge - R	
	2400-2483.5_802.11ax HE40_CH09_Full RU_2452MHz	
ANT	3+6	
Pol.	Vertical	Fundamental
Peak	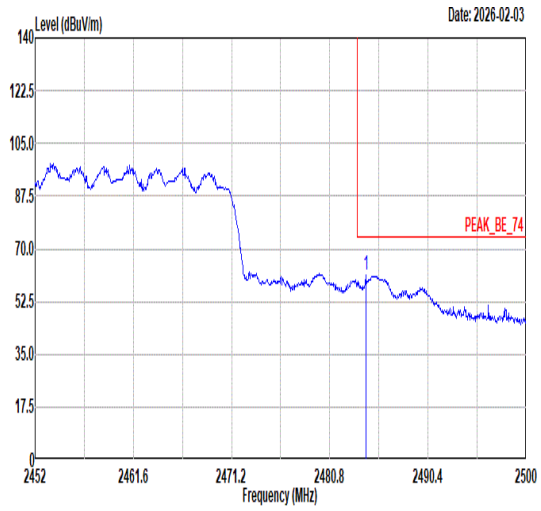 Freq Level Limit Line Margin (dB) Read Level Ant Factor Cable Loss Preamp Factor APos TPos Remark MHz dBuV/m dBuV/m dBuV dB/m dB dB cm deg 1 2484.30 61.45 74.00 -12.55 56.59 30.49 6.98 32.61 217 22 PEAK	Blank
Avg	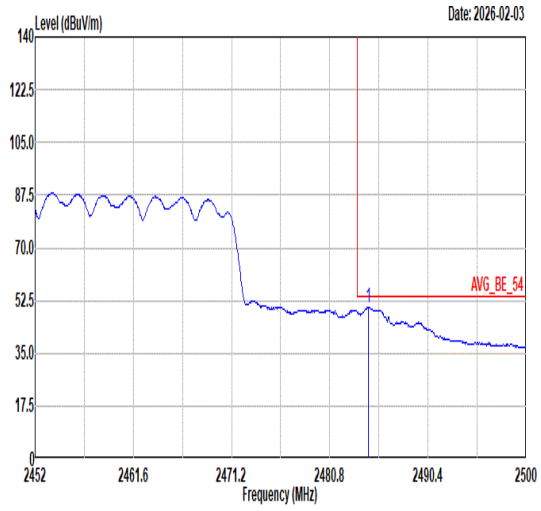 Freq Level Limit Line Margin (dB) Read Level Ant Factor Cable Loss Preamp Factor APos TPos Remark MHz dBuV/m dBuV/m dBuV dB/m dB dB cm deg 1 2484.59 50.24 54.00 -3.76 45.38 30.49 6.98 32.61 217 22 AVERAGE	Blank

Mode	15	
	Harmonic	
	2400-2483.5_802.11ax HE40_CH09_Full RU_2452MHz	
ANT	3+6	
Pol.	Horizontal	Vertical
Peak Avg	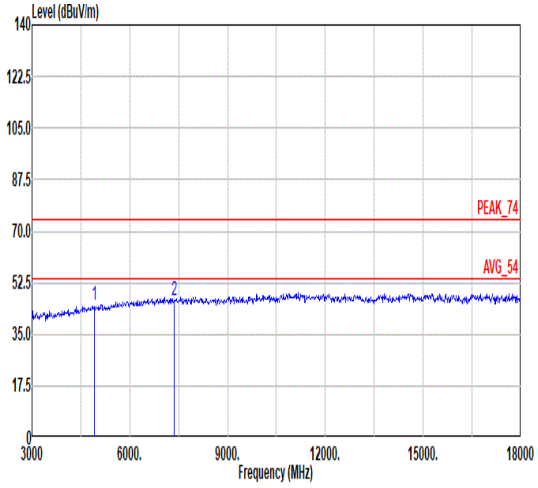 Freq Level Limit Line Margin Read Level Ant Factor Cable Loss Preamp Factor APos TPos Remark MHz dBuV/m dBuV/m dB dBuV dB/m dB dB cm deg 1 4904.00 44.85 74.00 -29.15 51.59 35.59 10.31 52.64 --- --- Peak 2 7356.00 46.25 74.00 -27.75 49.97 36.53 11.99 52.24 --- --- Peak	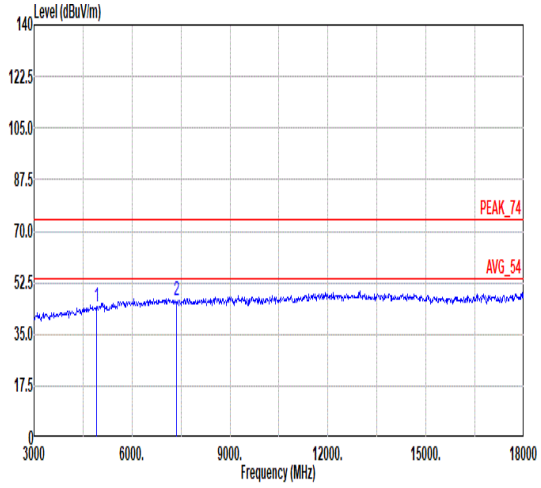 Freq Level Limit Line Margin Read Level Ant Factor Cable Loss Preamp Factor APos TPos Remark MHz dBuV/m dBuV/m dB dBuV dB/m dB dB cm deg 1 4904.00 44.56 74.00 -29.44 51.30 35.59 10.31 52.64 --- --- Peak 2 7356.00 46.73 74.00 -27.27 50.45 36.53 11.99 52.24 --- --- Peak

Mode	16	
	Band Edge	
	2400-2483.5_802.11ax HE20_CH01_Partial RU 26/0_2412MHz	
ANT	3+6	
Pol.	Horizontal	Fundamental
Peak	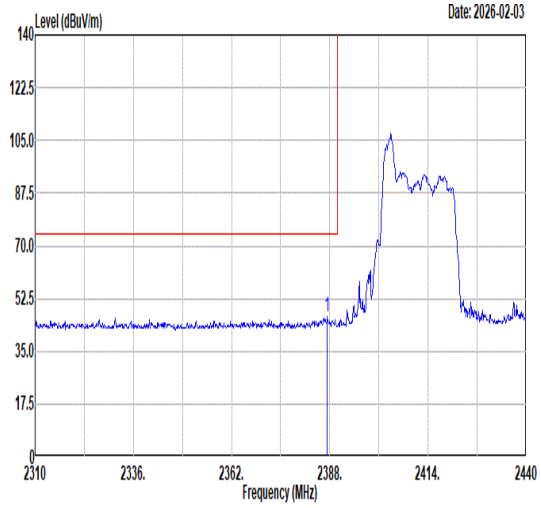 Freq Level Limit Line Margin (dB) Read Level Ant Factor Cable Loss Preamp Factor APos TPos Remark MHz dBuV/m dBuV/m dBuV dB/m dB dB cm deg 1 2387.35 46.23 74.00 -27.77 41.61 30.41 6.86 32.65 329 124 PEAK	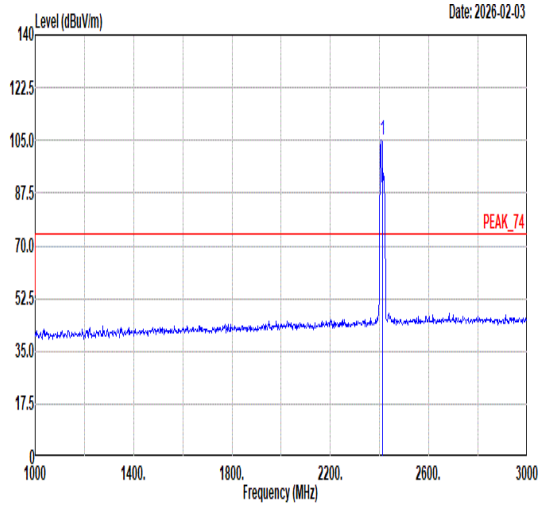 Freq Level Limit Line Margin (dB) Read Level Ant Factor Cable Loss Preamp Factor APos TPos Remark MHz dBuV/m dBuV/m dBuV dB/m dB dB cm deg 1 2412.00 105.15 ------ ------ 100.49 30.42 6.88 32.64 329 124 PEAK
Avg	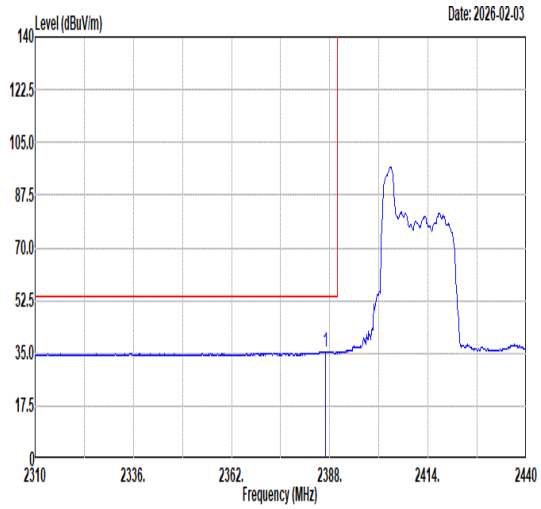 Freq Level Limit Line Margin (dB) Read Level Ant Factor Cable Loss Preamp Factor APos TPos Remark MHz dBuV/m dBuV/m dBuV dB/m dB dB cm deg 1 2386.83 35.62 54.00 -18.38 31.00 30.41 6.86 32.65 329 124 AVERAGE	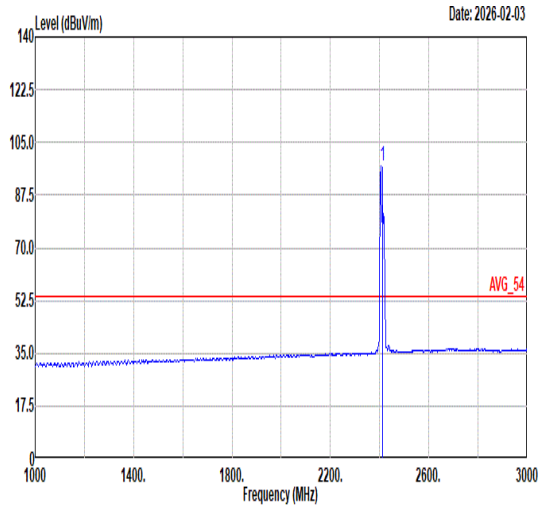 Freq Level Limit Line Margin (dB) Read Level Ant Factor Cable Loss Preamp Factor APos TPos Remark MHz dBuV/m dBuV/m dBuV dB/m dB dB cm deg 1 2412.00 97.00 ------ ------ 92.34 30.42 6.88 32.64 329 124 AVERAGE

Mode	16	
	Band Edge	
	2400-2483.5_802.11ax HE20_CH01_Partial RU 26/0_2412MHz	
ANT	3+6	
Pol.	Vertical	Fundamental
Peak	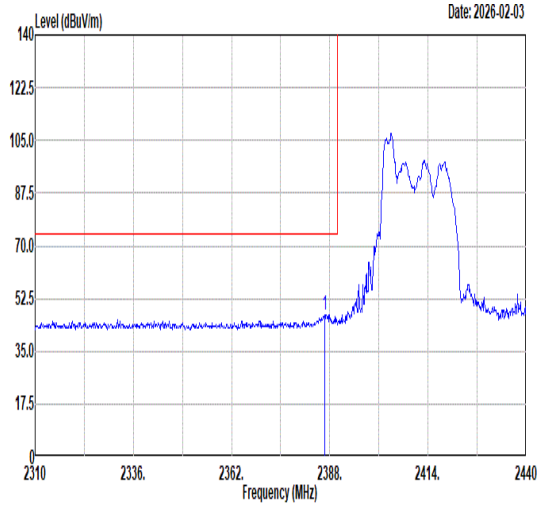 Freq Level Limit Line Margin (dB) Read Level Ant Factor Cable Loss Preamp Factor APos TPos Remark MHz dBuV/m dBuV/m dBuV dB/m dB dB cm deg 1 2386.70 47.23 74.00 -26.77 42.61 30.41 6.86 32.65 225 24 PEAK	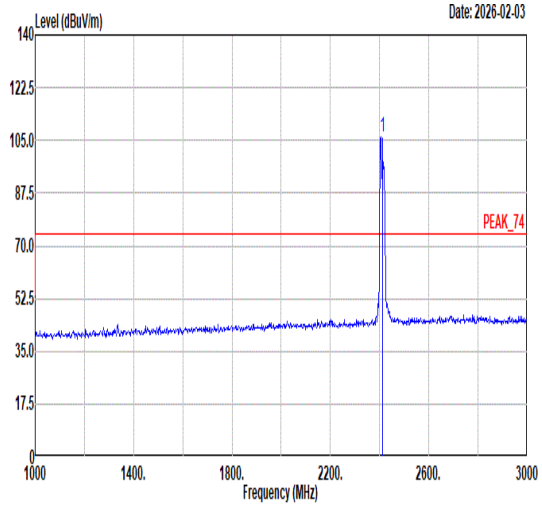 Freq Level Limit Line Margin (dB) Read Level Ant Factor Cable Loss Preamp Factor APos TPos Remark MHz dBuV/m dBuV/m dBuV dB/m dB dB cm deg 1 2412.00 106.36 ------ ------ 101.70 30.42 6.88 32.64 225 24 PEAK
Avg	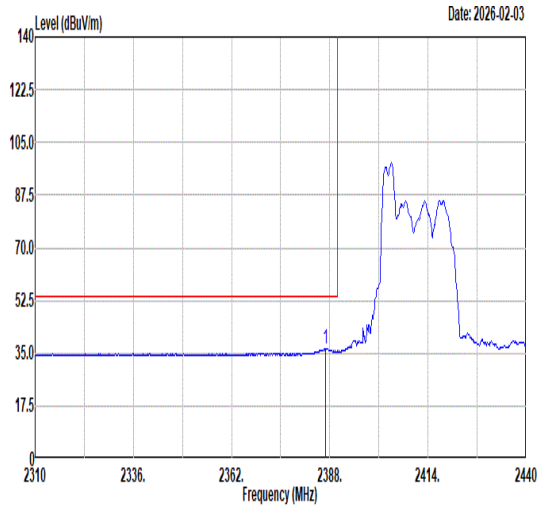 Freq Level Limit Line Margin (dB) Read Level Ant Factor Cable Loss Preamp Factor APos TPos Remark MHz dBuV/m dBuV/m dBuV dB/m dB dB cm deg 1 2386.83 36.50 54.00 -17.50 31.88 30.41 6.86 32.65 225 24 AVERAGE	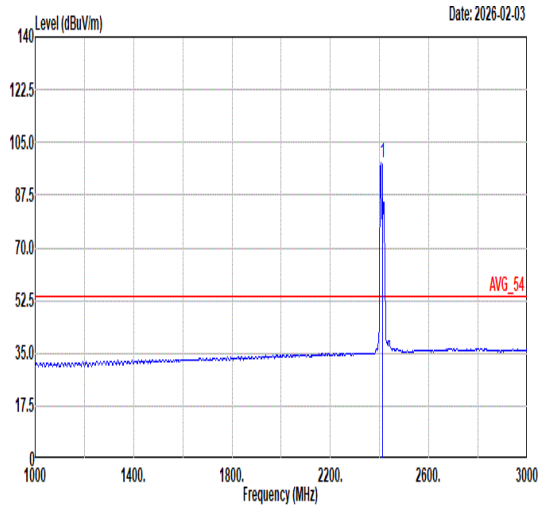 Freq Level Limit Line Margin (dB) Read Level Ant Factor Cable Loss Preamp Factor APos TPos Remark MHz dBuV/m dBuV/m dBuV dB/m dB dB cm deg 1 2412.00 98.01 ------ ------ 93.35 30.42 6.88 32.64 225 24 AVERAGE

Mode	17	
	Band Edge	
	2400-2483.5_802.11ax HE20_CH11_Partial RU 26/8_2462MHz	
ANT	3+6	
Pol.	Horizontal	Fundamental
Peak	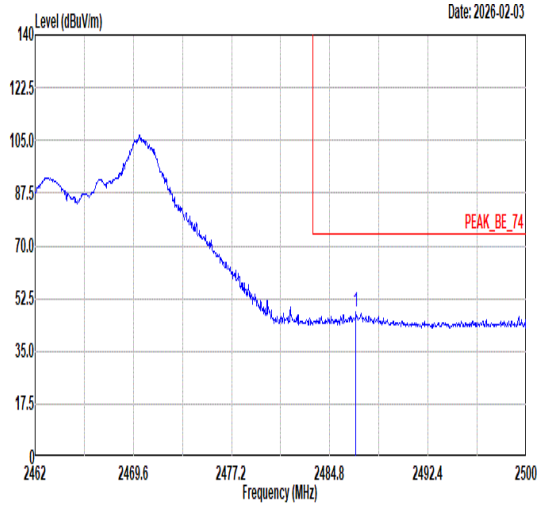 Freq Level Limit Line Margin (dB) Read Level Ant Factor Cable Loss Preamp Factor APos TPos Remark MHz dBuV/m dBuV/m dBuV dB/m dB dB cm deg 1 2486.81 48.02 74.00 -25.98 43.16 30.49 6.98 32.61 384 144 PEAK	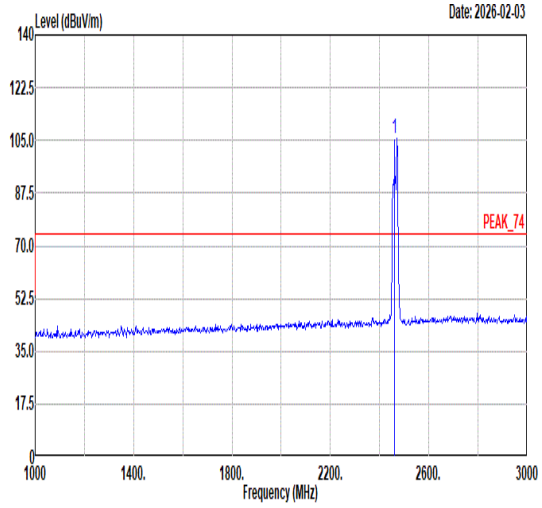 Freq Level Limit Line Margin (dB) Read Level Ant Factor Cable Loss Preamp Factor APos TPos Remark MHz dBuV/m dBuV/m dBuV dB/m dB dB cm deg 1 2462.00 105.73 ------ ------ 100.90 30.48 6.96 32.61 384 144 PEAK
Avg	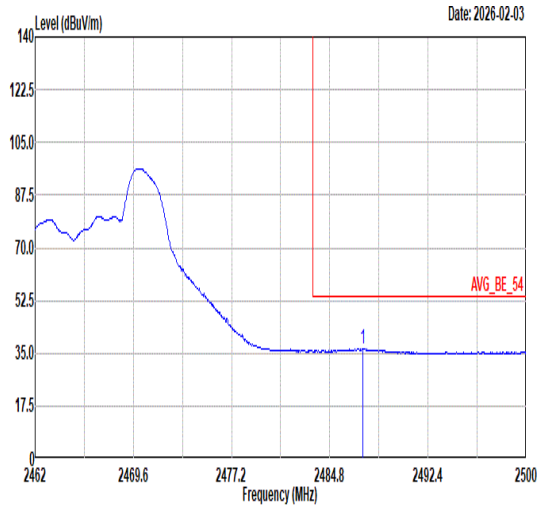 Freq Level Limit Line Margin (dB) Read Level Ant Factor Cable Loss Preamp Factor APos TPos Remark MHz dBuV/m dBuV/m dBuV dB/m dB dB cm deg 1 2487.35 36.29 54.00 -17.71 31.43 30.49 6.98 32.61 384 144 AVERAGE	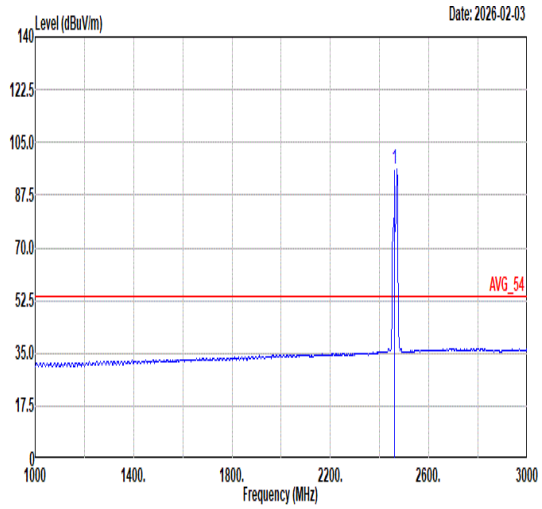 Freq Level Limit Line Margin (dB) Read Level Ant Factor Cable Loss Preamp Factor APos TPos Remark MHz dBuV/m dBuV/m dBuV dB/m dB dB cm deg 1 2462.00 96.20 ------ ------ 91.37 30.48 6.96 32.61 384 144 AVERAGE

Mode	17	
	Band Edge	
	2400-2483.5_802.11ax HE20_CH11_Partial RU 26/8_2462MHz	
ANT	3+6	
Pol.	Vertical	Fundamental
Peak	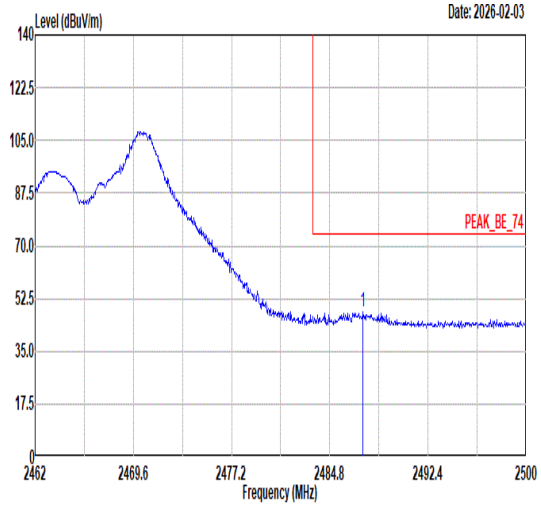 Freq Level Limit Line Margin (dB) Read Level Ant Factor Cable Loss Preamp Factor APos TPos Remark MHz dBuV/m dBuV/m dBuV dB/m dB dB cm deg 1 2487.38 48.28 74.00 -25.72 43.42 30.49 6.98 32.61 204 35 PEAK	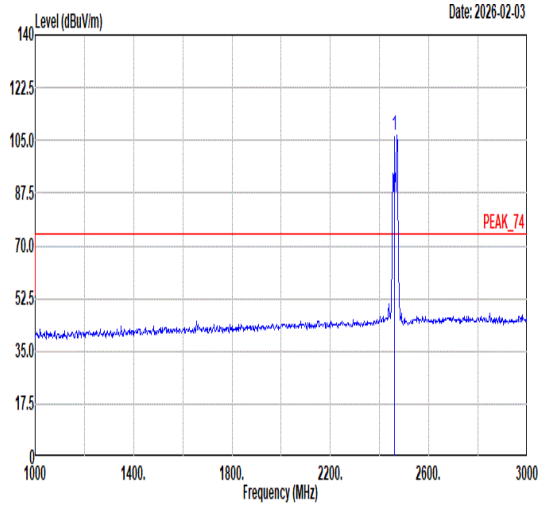 Freq Level Limit Line Margin (dB) Read Level Ant Factor Cable Loss Preamp Factor APos TPos Remark MHz dBuV/m dBuV/m dBuV dB/m dB dB cm deg 1 2462.00 106.67 ------ ------ 101.84 30.48 6.96 32.61 204 35 PEAK
Avg	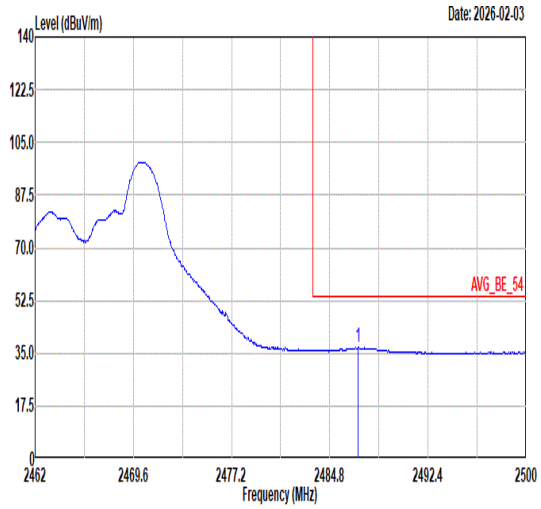 Freq Level Limit Line Margin (dB) Read Level Ant Factor Cable Loss Preamp Factor APos TPos Remark MHz dBuV/m dBuV/m dBuV dB/m dB dB cm deg 1 2487.00 36.80 54.00 -17.20 31.94 30.49 6.98 32.61 204 35 AVERAGE	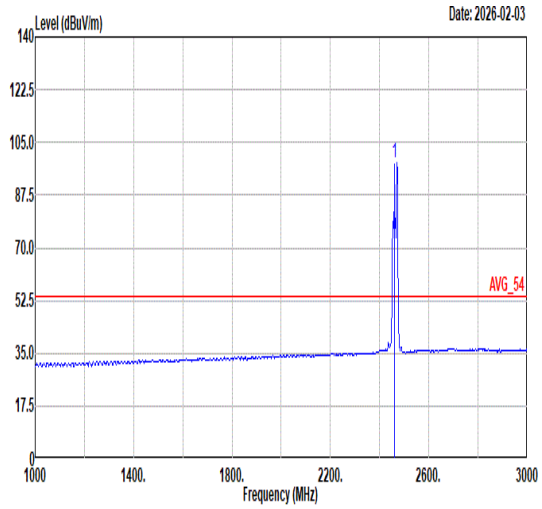 Freq Level Limit Line Margin (dB) Read Level Ant Factor Cable Loss Preamp Factor APos TPos Remark MHz dBuV/m dBuV/m dBuV dB/m dB dB cm deg 1 2462.00 98.29 ------ ------ 93.46 30.48 6.96 32.61 204 35 AVERAGE

Mode	18	
	LF	
	2400-2483.5_802.11ax HE40_CH03_Full RU_2427MHz	
ANT	3+6	
Pol.	Horizontal	Vertical
QP/ Peak	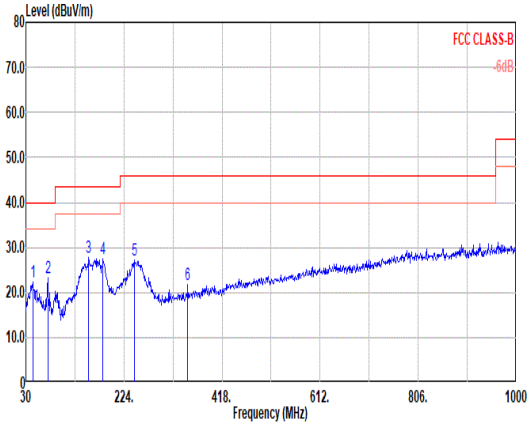	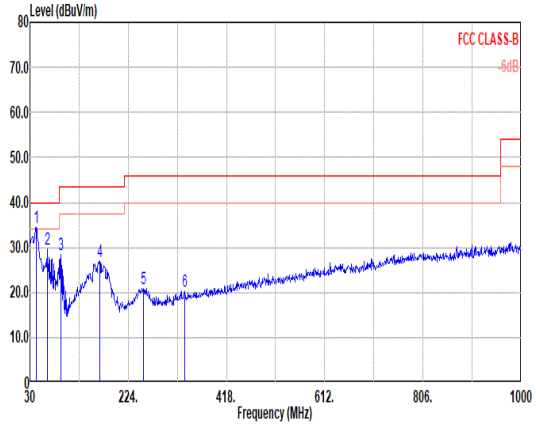

	Freq	Level	Limit Line	Margin	Read Level	Ant Factor	Cable Loss	Preamp Factor	APos	TPos	Remark
	MHz	dBuV/m	dBuV/m	dB	dBuV	dB/m	dB	dB	cm	deg	
1	43.58	22.37	40.00	-17.63	40.95	20.12	1.22	39.92	---	---	Peak
2	73.65	23.25	40.00	-16.75	44.90	16.78	1.57	40.00	---	---	Peak
3	154.16	27.66	43.50	-15.84	46.17	19.27	2.25	40.03	---	---	Peak
4	182.29	27.60	43.50	-15.90	47.41	17.74	2.45	40.00	---	---	Peak
5	245.34	27.31	46.00	-18.69	46.28	18.17	2.83	39.97	---	---	Peak
6	350.10	21.70	46.00	-24.30	37.30	20.87	3.37	39.84	---	---	Peak

	Freq	Level	Limit Line	Margin	Read Level	Ant Factor	Cable Loss	Preamp Factor	APos	TPos	Remark
	MHz	dBuV/m	dBuV/m	dB	dBuV	dB/m	dB	dB	cm	deg	
1	42.61	34.30	40.00	-5.70	53.00	20.01	1.20	39.91	---	---	Peak
2	63.95	29.60	40.00	-10.40	49.09	19.01	1.47	39.97	---	---	Peak
3	91.11	28.26	43.50	-15.24	52.70	13.87	1.74	40.05	---	---	Peak
4	167.74	26.79	43.50	-16.71	45.22	19.24	2.35	40.02	---	---	Peak
5	254.07	20.91	46.00	-25.09	39.67	18.32	2.88	39.96	---	---	Peak
6	335.55	20.29	46.00	-25.71	36.15	20.71	3.30	39.87	---	---	Peak

Mode	19	
	Band Edge - L	
	2400-2483.5_802.11ax HE20_CH06_Full RU_2437MHz	
ANT	3+6	
Pol.	Horizontal	Fundamental
Peak	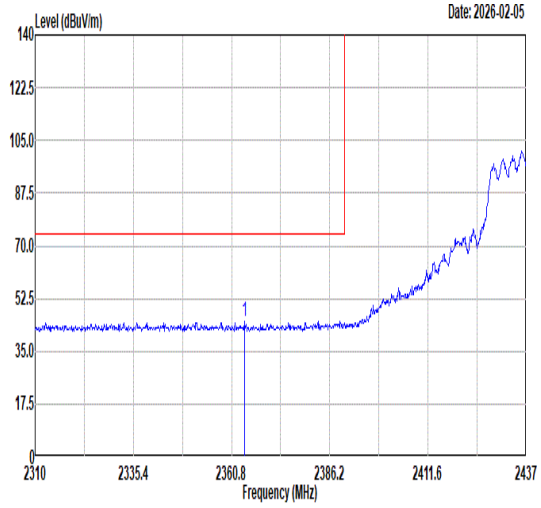 Freq Level Limit Line Margin (dB) Read Level Ant Factor Cable Loss Preamp Factor APos TPos Remark MHz dBuV/m dBuV/m dBuV dB/m dB dB cm deg 1 2364.10 45.03 74.00 -28.97 40.45 30.39 6.84 32.65 346 336 PEAK	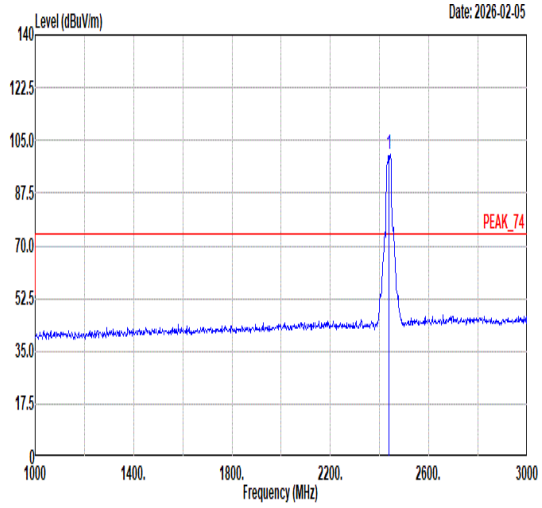 Freq Level Limit Line Margin (dB) Read Level Ant Factor Cable Loss Preamp Factor APos TPos Remark MHz dBuV/m dBuV/m dBuV dB/m dB dB cm deg 1 2437.00 100.58 ------ ------ 95.81 30.46 6.93 32.62 346 336 PEAK
Avg	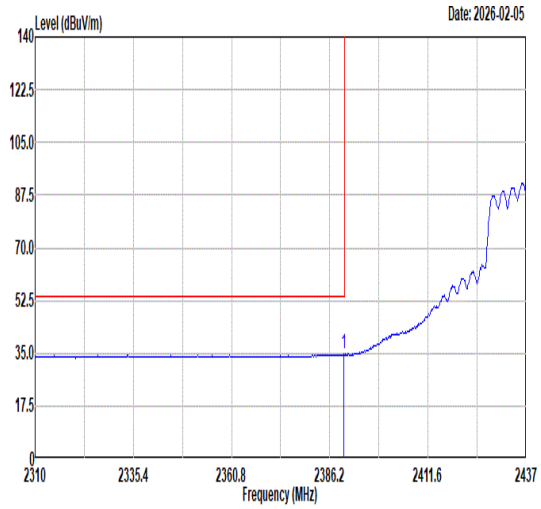 Freq Level Limit Line Margin (dB) Read Level Ant Factor Cable Loss Preamp Factor APos TPos Remark MHz dBuV/m dBuV/m dBuV dB/m dB dB cm deg 1 2389.88 34.68 54.00 -19.32 30.04 30.41 6.87 32.64 346 336 AVERAGE	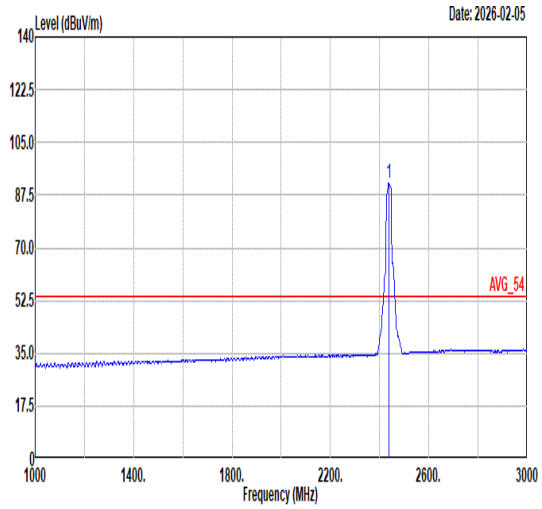 Freq Level Limit Line Margin (dB) Read Level Ant Factor Cable Loss Preamp Factor APos TPos Remark MHz dBuV/m dBuV/m dBuV dB/m dB dB cm deg 1 2437.00 91.57 ------ ------ 86.82 30.45 6.92 32.62 346 336 AVERAGE

Mode	19	
	Band Edge - R	
	2400-2483.5_802.11ax HE20_CH06_Full RU_2437MHz	
ANT	3+6	
Pol.	Horizontal	Fundamental
Peak	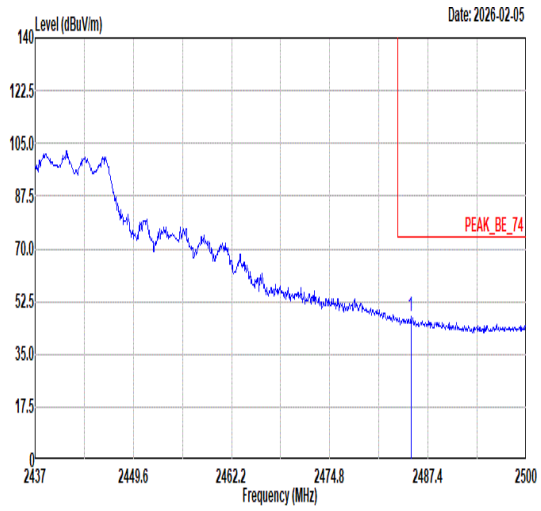 Freq Level Limit Line Margin (dB) Read Level Ant Factor Cable Loss Preamp Factor APos TPos Remark MHz dBuV/m dBuV/m dBuV dB/m dB dB cm deg 1 2485.20 47.43 74.00 -26.57 42.57 30.49 6.98 32.61 346 336 PEAK	Blank
Avg	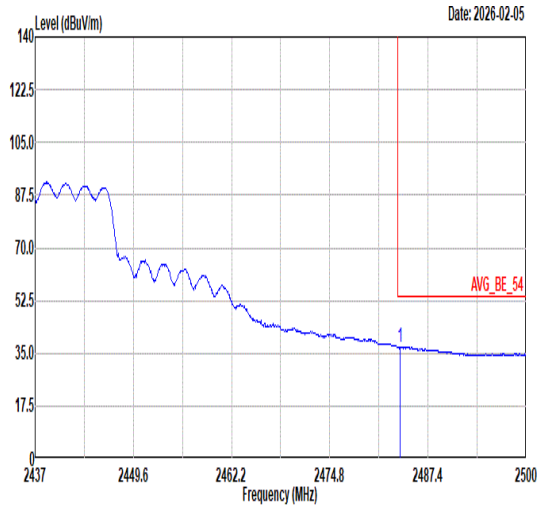 Freq Level Limit Line Margin (dB) Read Level Ant Factor Cable Loss Preamp Factor APos TPos Remark MHz dBuV/m dBuV/m dBuV dB/m dB dB cm deg 1 2483.81 37.08 54.00 -16.92 32.22 30.49 6.98 32.61 346 336 AVERAGE	Blank

Mode	19	
	Band Edge - L	
	2400-2483.5_802.11ax HE20_CH06_Full RU_2437MHz	
ANT	3+6	
Pol.	Vertical	Fundamental
Peak	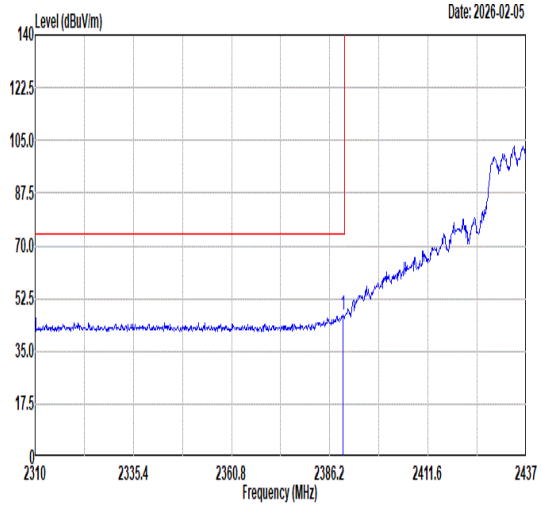 Freq Level Limit Line Margin (dB) Read Level Ant Factor Cable Loss Preamp Factor APos TPos Remark MHz dBuV/m dBuV/m dBuV dB/m dB dB cm deg 1 2389.63 46.88 74.00 -27.12 42.24 30.41 6.87 32.64 329 354 PEAK	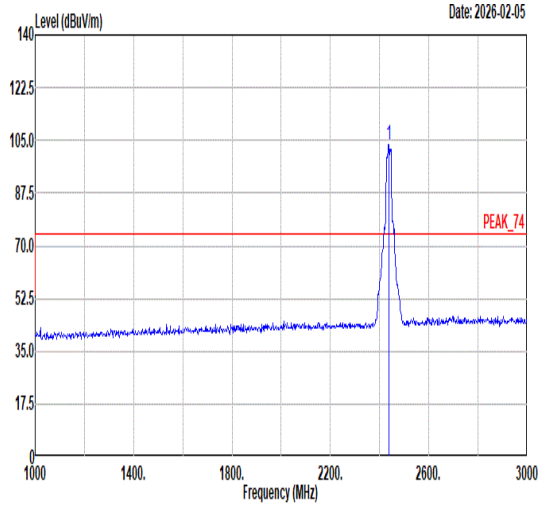 Freq Level Limit Line Margin (dB) Read Level Ant Factor Cable Loss Preamp Factor APos TPos Remark MHz dBuV/m dBuV/m dBuV dB/m dB dB cm deg 1 2437.00 103.46 ------ ------ 98.71 30.45 6.92 32.62 329 354 PEAK
Avg	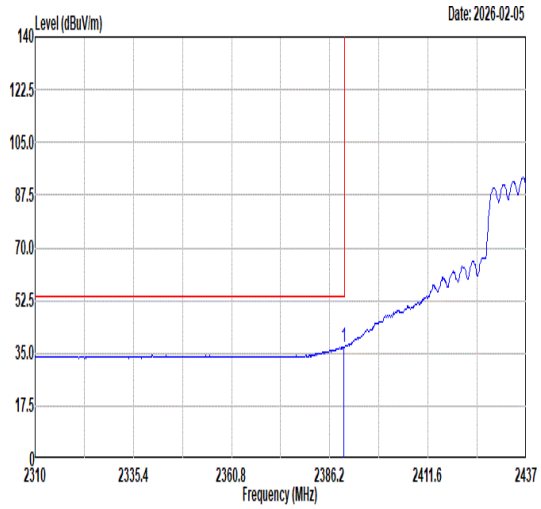 Freq Level Limit Line Margin (dB) Read Level Ant Factor Cable Loss Preamp Factor APos TPos Remark MHz dBuV/m dBuV/m dBuV dB/m dB dB cm deg 1 2389.88 37.05 54.00 -16.95 32.41 30.41 6.87 32.64 329 354 AVERAGE	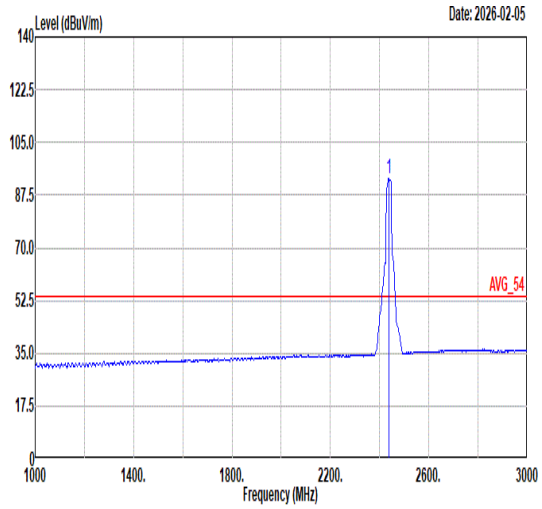 Freq Level Limit Line Margin (dB) Read Level Ant Factor Cable Loss Preamp Factor APos TPos Remark MHz dBuV/m dBuV/m dBuV dB/m dB dB cm deg 1 2437.00 93.22 ------ ------ 88.47 30.45 6.92 32.62 329 354 AVERAGE

Mode	19	
	Band Edge - R	
	2400-2483.5_802.11ax HE20_CH06_Full RU_2437MHz	
ANT	3+6	
Pol.	Vertical	Fundamental
Peak	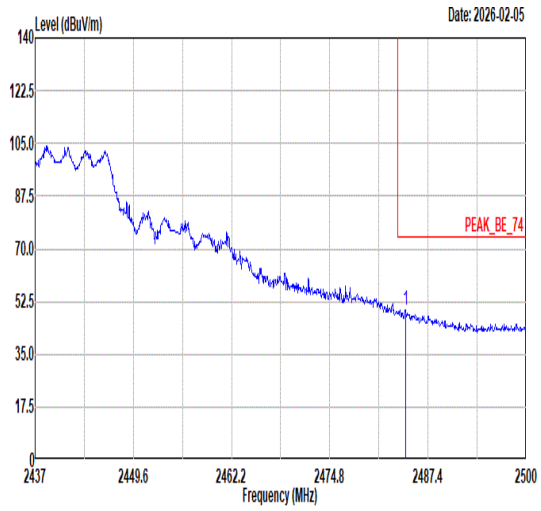 Freq Level Limit Line Margin (dB) Read Level Ant Factor Cable Loss Preamp Factor APos TPos Remark MHz dBuV/m dBuV/m dBuV dB/m dB dB cm deg 1 2484.50 49.83 74.00 -24.17 44.97 30.49 6.98 32.61 329 354 PEAK	Blank
Avg	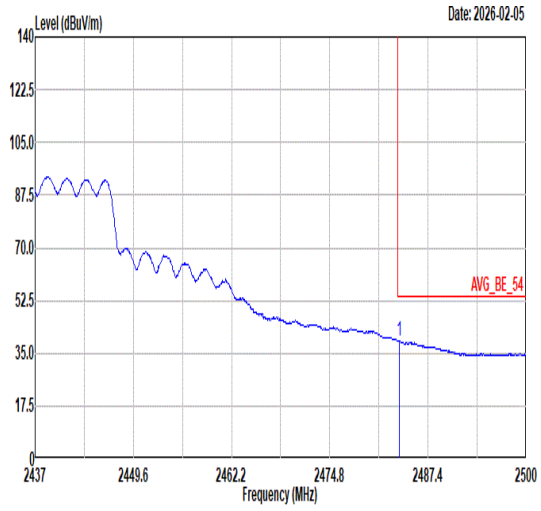 Freq Level Limit Line Margin (dB) Read Level Ant Factor Cable Loss Preamp Factor APos TPos Remark MHz dBuV/m dBuV/m dBuV dB/m dB dB cm deg 1 2483.75 39.15 54.00 -14.85 34.29 30.49 6.98 32.61 329 354 AVERAGE	Blank

Mode	20	
	Band Edge - L	
	2400-2483.5_802.11ax HE40_CH06_Full RU_2437MHz	
ANT	3+6	
Pol.	Horizontal	Fundamental
Peak	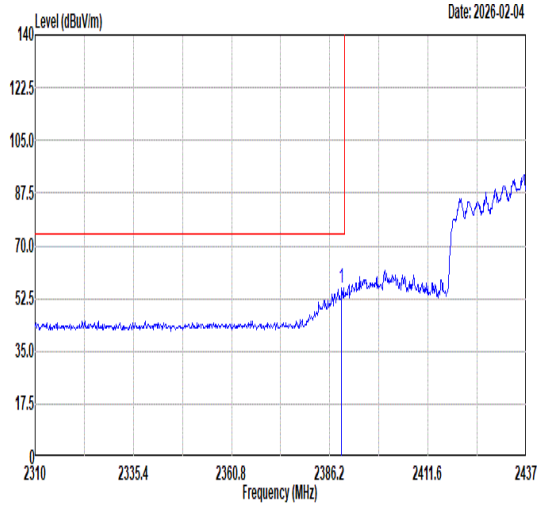 Freq Level Limit Line Margin (dB) Read Level Ant Factor Cable Loss Preamp Factor APos TPos Remark MHz dBuV/m dBuV/m dBuV dB/m dB dB cm deg 1 2389.25 56.06 74.00 -17.94 51.43 30.41 6.86 32.64 381 20 PEAK	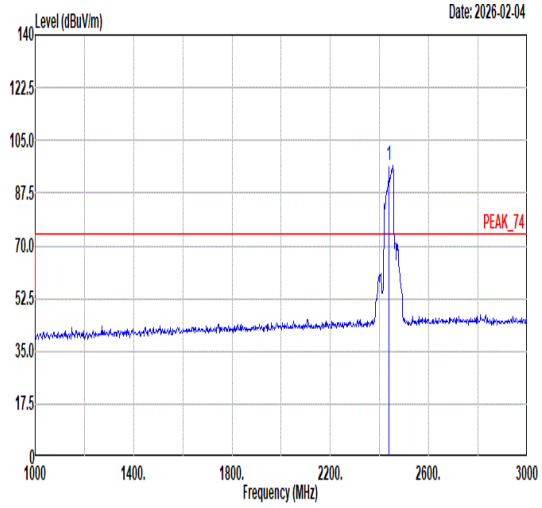 Freq Level Limit Line Margin (dB) Read Level Ant Factor Cable Loss Preamp Factor APos TPos Remark MHz dBuV/m dBuV/m dBuV dB/m dB dB cm deg 1 2437.00 96.73 ------ ------ 91.95 30.46 6.94 32.62 381 20 PEAK
Avg	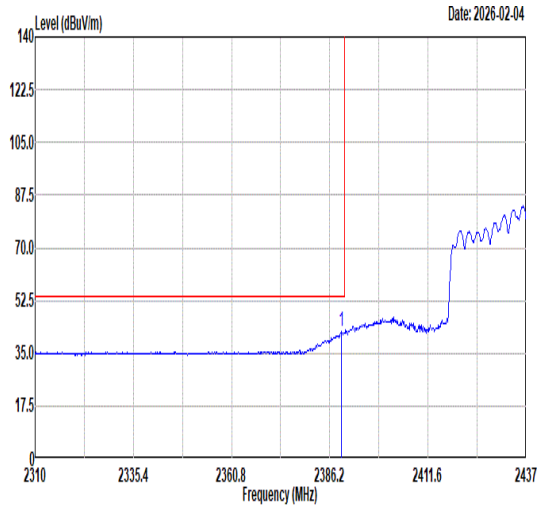 Freq Level Limit Line Margin (dB) Read Level Ant Factor Cable Loss Preamp Factor APos TPos Remark MHz dBuV/m dBuV/m dBuV dB/m dB dB cm deg 1 2389.25 42.08 54.00 -11.92 37.45 30.41 6.86 32.64 381 20 AVERAGE	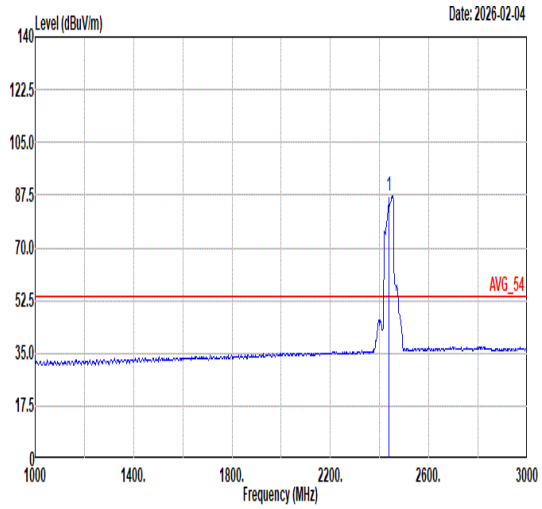 Freq Level Limit Line Margin (dB) Read Level Ant Factor Cable Loss Preamp Factor APos TPos Remark MHz dBuV/m dBuV/m dBuV dB/m dB dB cm deg 1 2437.00 87.00 ------ ------ 82.22 30.46 6.94 32.62 381 20 AVERAGE

Mode	20	
	Band Edge - R	
	2400-2483.5_802.11ax HE40_CH06_Full RU_2437MHz	
ANT	3+6	
Pol.	Horizontal	Fundamental
Peak	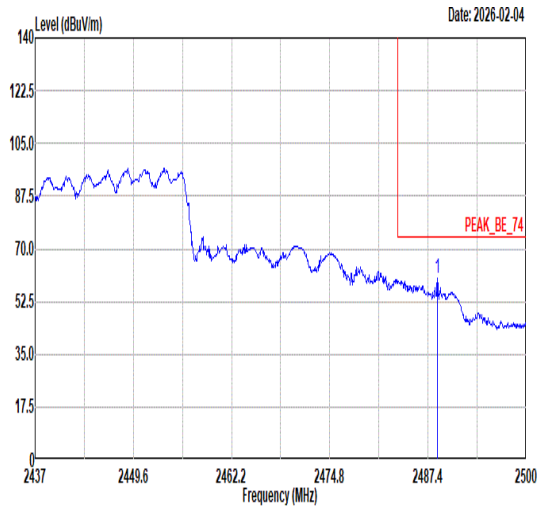 Freq Level Limit Line Margin (dB) Read Level Ant Factor Cable Loss Preamp Factor APos TPos Remark MHz dBuV/m dBuV/m dBuV dB/m dB dB cm deg 1 2488.60 60.07 74.00 -13.93 55.20 30.49 6.98 32.60 381 20 PEAK	Blank
Avg	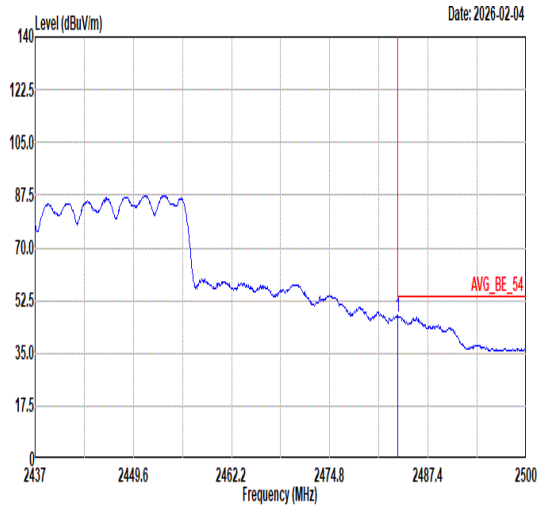 Freq Level Limit Line Margin (dB) Read Level Ant Factor Cable Loss Preamp Factor APos TPos Remark MHz dBuV/m dBuV/m dBuV dB/m dB dB cm deg 1 2483.56 47.23 54.00 -6.77 42.37 30.49 6.98 32.61 381 20 AVERAGE	Blank

Mode	20	
	Band Edge - L	
	2400-2483.5_802.11ax HE40_CH06_Full RU_2437MHz	
ANT	3+6	
Pol.	Vertical	Fundamental
Peak	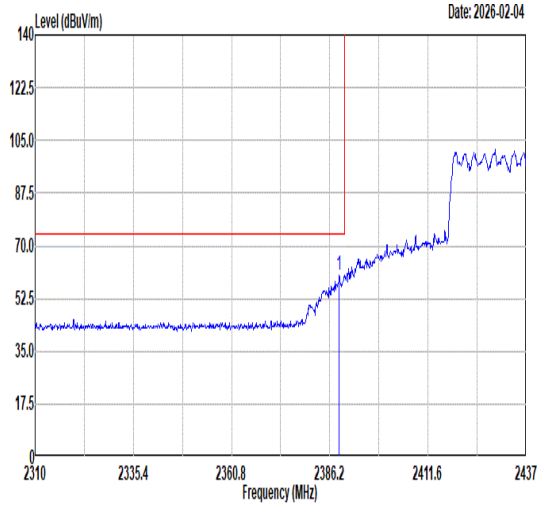 Freq Level Limit Line Margin (dB) Read Level Ant Factor Cable Loss Preamp Factor APos TPos Remark MHz dBuV/m dBuV/m dBuV dB/m dB dB cm deg 1 2388.61 60.04 74.00 -13.96 55.41 30.41 6.86 32.64 228 21 PEAK	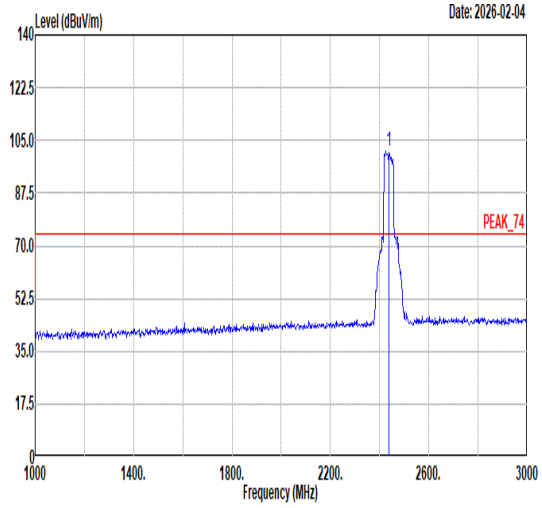 Freq Level Limit Line Margin (dB) Read Level Ant Factor Cable Loss Preamp Factor APos TPos Remark MHz dBuV/m dBuV/m dBuV dB/m dB dB cm deg 1 2437.00 101.52 ------ ------ 96.80 30.44 6.91 32.63 228 21 PEAK
Avg	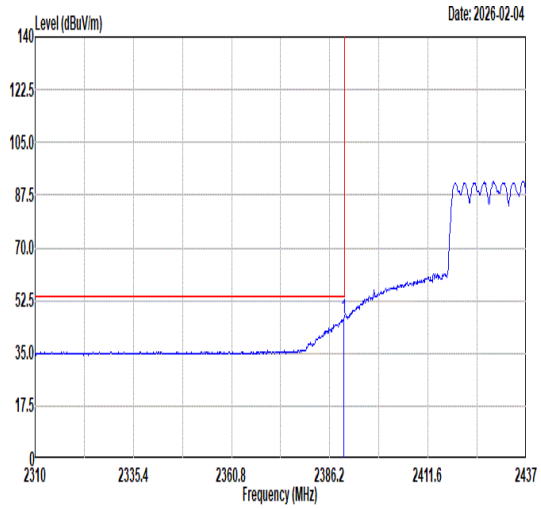 Freq Level Limit Line Margin (dB) Read Level Ant Factor Cable Loss Preamp Factor APos TPos Remark MHz dBuV/m dBuV/m dBuV dB/m dB dB cm deg 1 2389.88 46.73 54.00 -7.27 42.09 30.41 6.87 32.64 228 21 AVERAGE	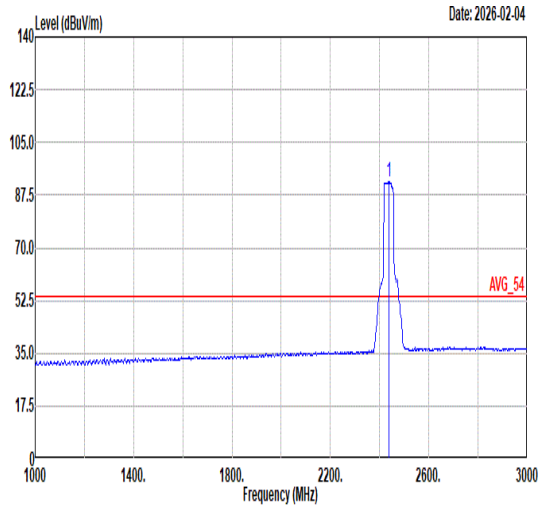 Freq Level Limit Line Margin (dB) Read Level Ant Factor Cable Loss Preamp Factor APos TPos Remark MHz dBuV/m dBuV/m dBuV dB/m dB dB cm deg 1 2437.00 92.01 ------ ------ 87.25 30.45 6.93 32.62 228 21 AVERAGE

Mode	20	
	Band Edge - R	
	2400-2483.5_802.11ax HE40_CH06_Full RU_2437MHz	
ANT	3+6	
Pol.	Vertical	Fundamental
Peak	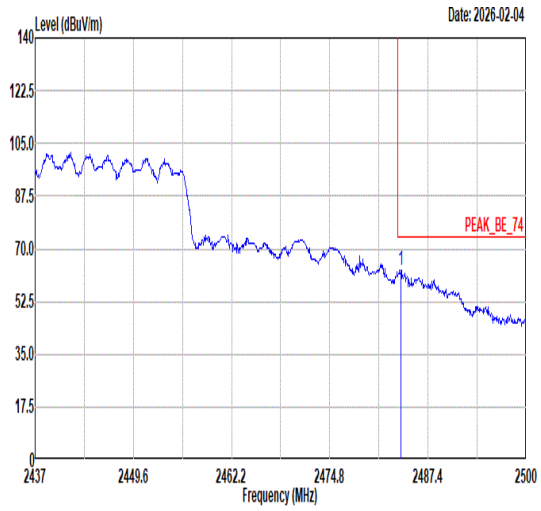 Freq Level Limit Line Margin (dB) Read Level Ant Factor Cable Loss Preamp Factor APos TPos Remark MHz dBuV/m dBuV/m dBuV dB/m dB dB cm deg 1 2483.94 62.67 74.00 -11.33 57.81 30.49 6.98 32.61 228 21 PEAK	Blank
Avg	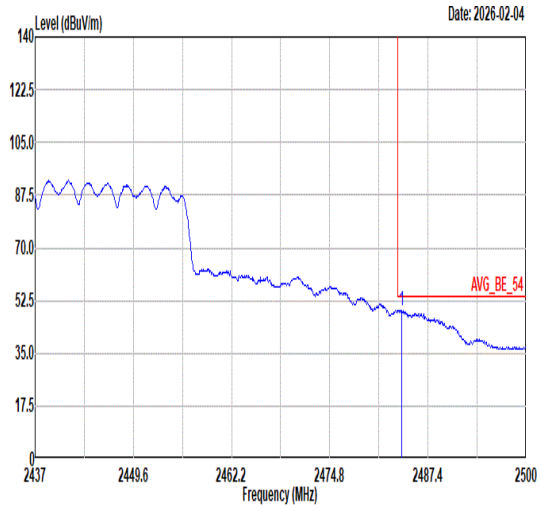 Freq Level Limit Line Margin (dB) Read Level Ant Factor Cable Loss Preamp Factor APos TPos Remark MHz dBuV/m dBuV/m dBuV dB/m dB dB cm deg 1 2484.06 49.16 54.00 -4.84 44.30 30.49 6.98 32.61 228 21 AVERAGE	Blank

Mode	21	
	Band Edge	
	2400-2483.5_802.11ax HE20_CH10_Full RU_2457MHz	
ANT	3+6	
Pol.	Horizontal	Fundamental
Peak	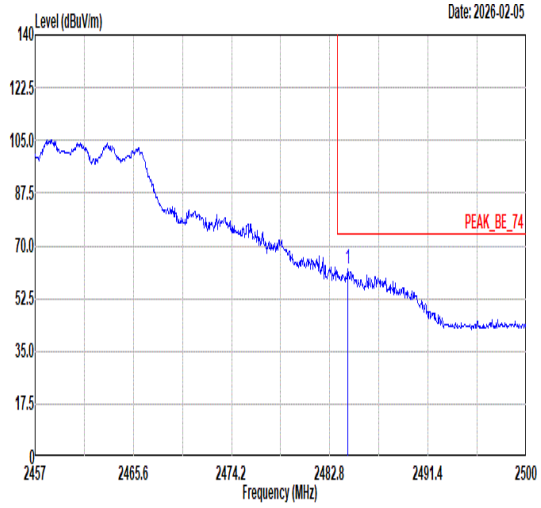 Freq Level Limit Line Margin (dB) Read Level Ant Factor Cable Loss Preamp Factor APos TPos Remark MHz dBuV/m dBuV/m dBuV dB/m dB dB cm deg 1 2484.35 62.50 74.00 -11.50 57.64 30.49 6.98 32.61 384 10 PEAK	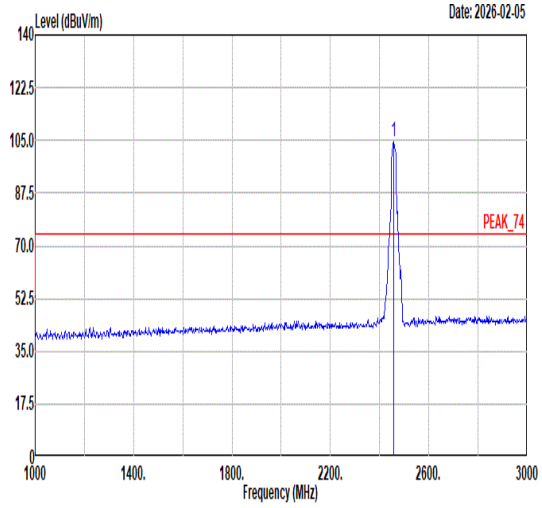 Freq Level Limit Line Margin (dB) Read Level Ant Factor Cable Loss Preamp Factor APos TPos Remark MHz dBuV/m dBuV/m dBuV dB/m dB dB cm deg 1 2457.00 104.45 ------ ------ 99.67 30.46 6.94 32.62 384 10 PEAK
Avg	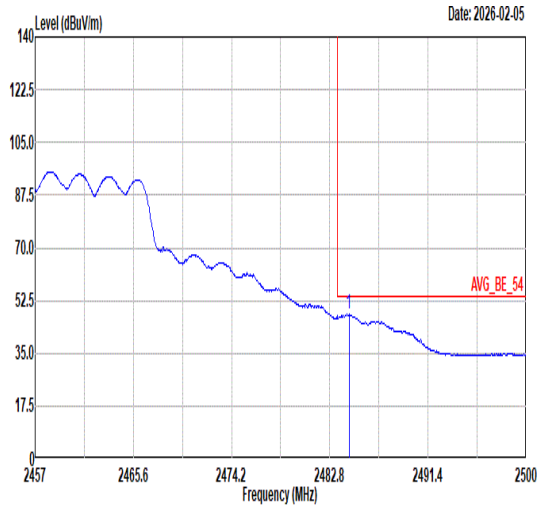 Freq Level Limit Line Margin (dB) Read Level Ant Factor Cable Loss Preamp Factor APos TPos Remark MHz dBuV/m dBuV/m dBuV dB/m dB dB cm deg 1 2484.48 47.94 54.00 -6.06 43.08 30.49 6.98 32.61 384 10 AVERAGE	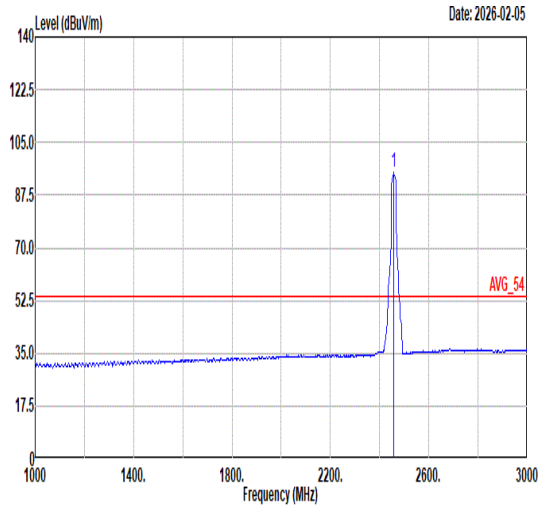 Freq Level Limit Line Margin (dB) Read Level Ant Factor Cable Loss Preamp Factor APos TPos Remark MHz dBuV/m dBuV/m dBuV dB/m dB dB cm deg 1 2457.00 95.02 ------ ------ 90.22 30.47 6.95 32.62 384 10 AVERAGE

Mode	21	
	Band Edge	
	2400-2483.5_802.11ax HE20_CH10_Full RU_2457MHz	
ANT	3+6	
Pol.	Vertical	Fundamental
Peak	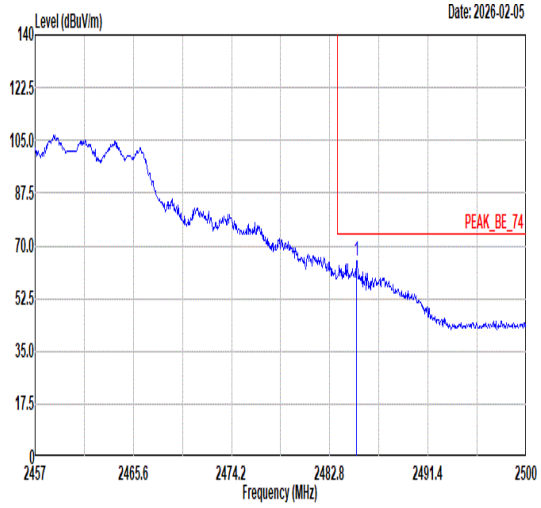 Freq Level Limit Line Margin (dB) Read Level Ant Factor Cable Loss Preamp Factor APos TPos Remark MHz dBuV/m dBuV/m dBuV dB/m dB dB cm deg 1 2485.12 65.08 74.00 -8.92 60.22 30.49 6.98 32.61 230 18 PEAK	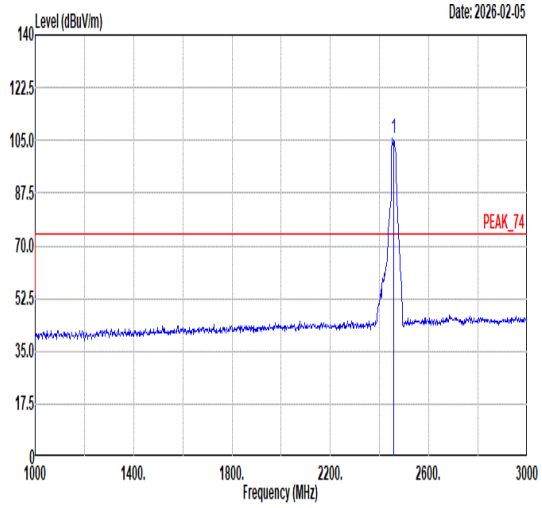 Freq Level Limit Line Margin (dB) Read Level Ant Factor Cable Loss Preamp Factor APos TPos Remark MHz dBuV/m dBuV/m dBuV dB/m dB dB cm deg 1 2457.00 105.57 ------ ------ 100.79 30.46 6.94 32.62 230 18 PEAK
Avg	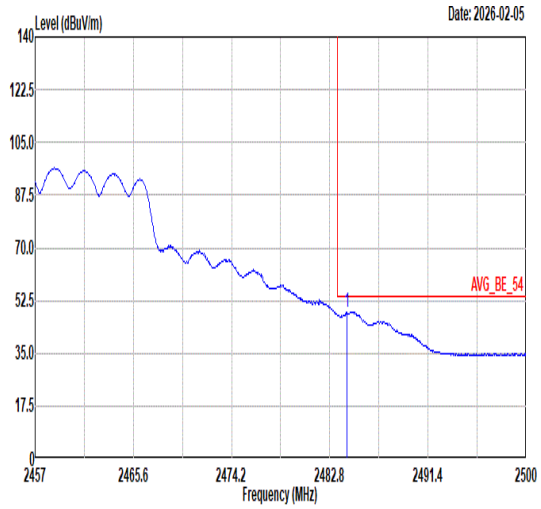 Freq Level Limit Line Margin (dB) Read Level Ant Factor Cable Loss Preamp Factor APos TPos Remark MHz dBuV/m dBuV/m dBuV dB/m dB dB cm deg 1 2484.31 48.62 54.00 -5.38 43.76 30.49 6.98 32.61 230 18 AVERAGE	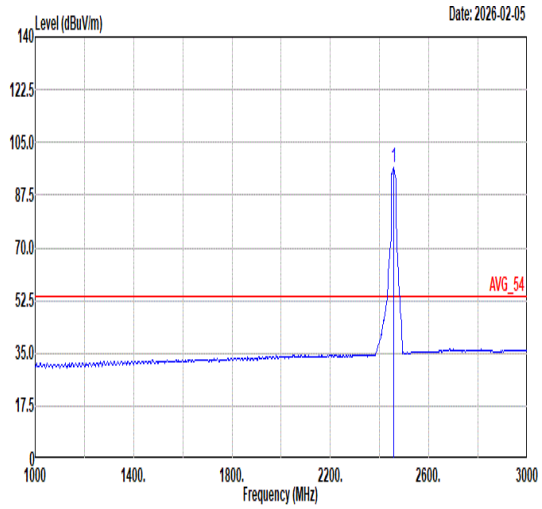 Freq Level Limit Line Margin (dB) Read Level Ant Factor Cable Loss Preamp Factor APos TPos Remark MHz dBuV/m dBuV/m dBuV dB/m dB dB cm deg 1 2457.00 96.49 ------ ------ 91.71 30.46 6.94 32.62 230 18 AVERAGE

Mode	22	
	Band Edge - L	
	2400-2483.5_802.11ax HE40_CH08_Full RU_2447MHz	
ANT	3+6	
Pol.	Horizontal	Fundamental
Peak	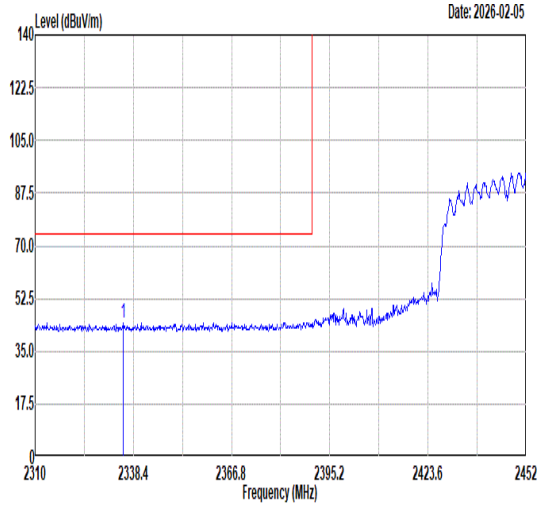 Freq Level Limit Line Margin (dB) Read Level Ant Factor Cable Loss Preamp Factor APos TPos Remark MHz dBuV/m dBuV/m dBuV dB/m dB dB cm deg 1 2335.56 44.49 74.00 -29.51 39.98 30.37 6.81 32.67 382 27 PEAK	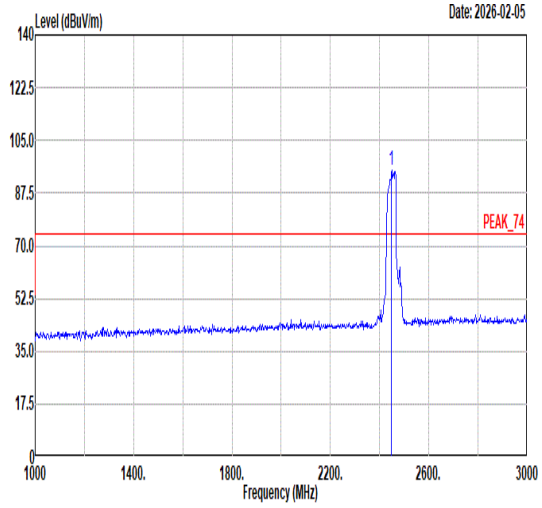 Freq Level Limit Line Margin (dB) Read Level Ant Factor Cable Loss Preamp Factor APos TPos Remark MHz dBuV/m dBuV/m dBuV dB/m dB dB cm deg 1 2447.00 94.87 ------ ------ 90.09 30.46 6.94 32.62 382 26 PEAK
Avg	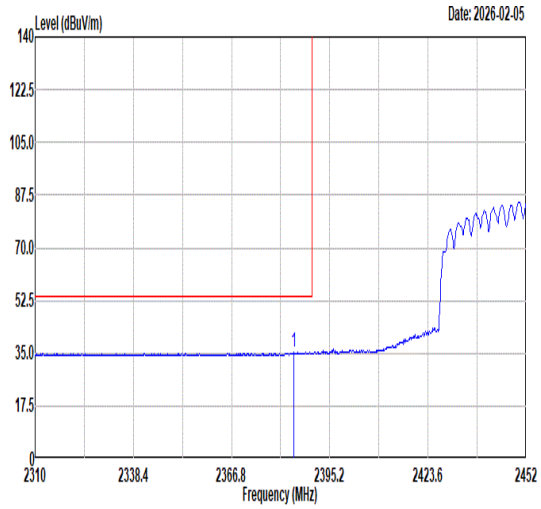 Freq Level Limit Line Margin (dB) Read Level Ant Factor Cable Loss Preamp Factor APos TPos Remark MHz dBuV/m dBuV/m dBuV dB/m dB dB cm deg 1 2384.83 35.38 54.00 -18.62 30.76 30.41 6.86 32.65 382 27 AVERAGE	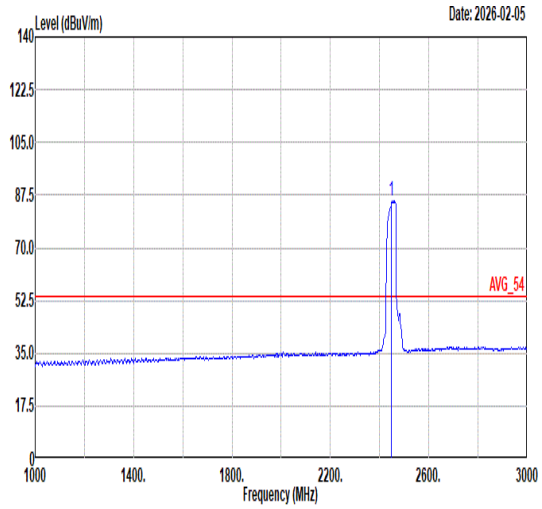 Freq Level Limit Line Margin (dB) Read Level Ant Factor Cable Loss Preamp Factor APos TPos Remark MHz dBuV/m dBuV/m dBuV dB/m dB dB cm deg 1 2447.00 85.43 ------ ------ 80.65 30.46 6.94 32.62 382 26 AVERAGE

Mode	22	
	Band Edge - R	
	2400-2483.5_802.11ax HE40_CH08_Full RU_2447MHz	
ANT	3+6	
Pol.	Horizontal	Fundamental
Peak	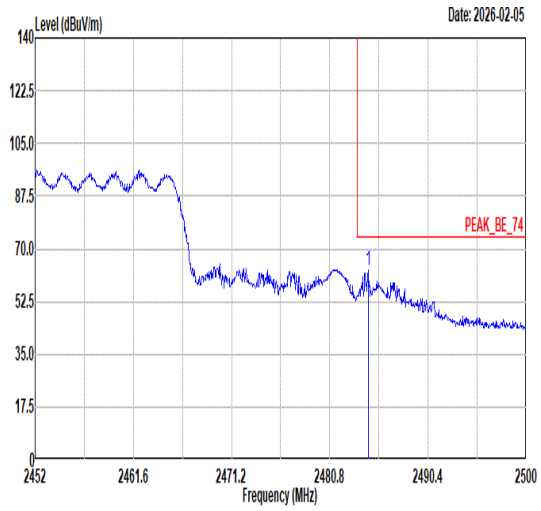 Freq Level Limit Line Margin (dB) Read Level Ant Factor Cable Loss Preamp Factor APos TPos Remark MHz dBuV/m dBuV/m dBuV dB/m dB dB cm deg 1 2484.54 62.83 74.00 -11.17 57.97 30.49 6.98 32.61 382 26 PEAK	Blank
Avg	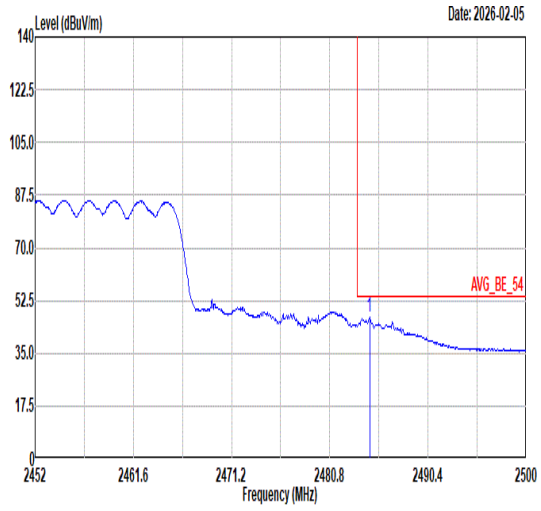 Freq Level Limit Line Margin (dB) Read Level Ant Factor Cable Loss Preamp Factor APos TPos Remark MHz dBuV/m dBuV/m dBuV dB/m dB dB cm deg 1 2484.69 46.87 54.00 -7.13 42.01 30.49 6.98 32.61 382 26 AVERAGE	Blank

Mode	22	
	Band Edge - L	
	2400-2483.5_802.11ax HE40_CH08_Full RU_2447MHz	
ANT	3+6	
Pol.	Vertical	Fundamental
Peak	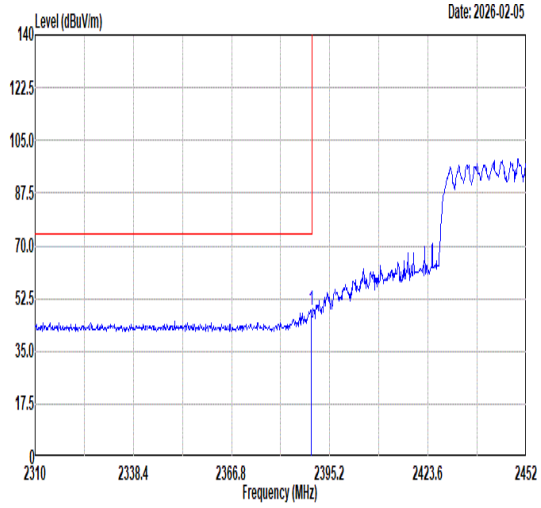 Freq Level Limit Line Margin (dB) Read Level Ant Factor Cable Loss Preamp Factor APos TPos Remark MHz dBuV/m dBuV/m dBuV dB/m dB dB cm deg 1 2389.80 48.77 74.00 -25.23 44.13 30.41 6.87 32.64 268 358 PEAK	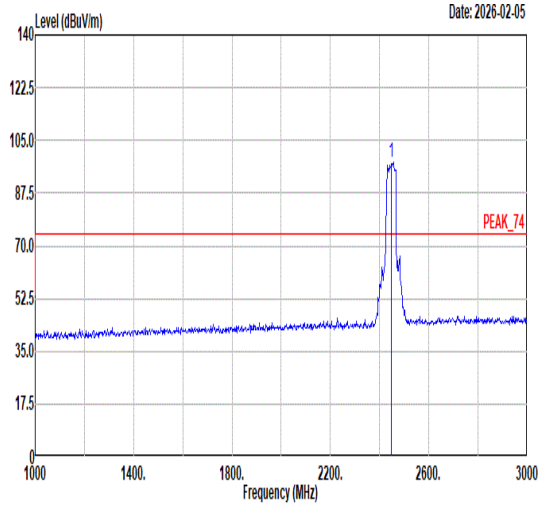 Freq Level Limit Line Margin (dB) Read Level Ant Factor Cable Loss Preamp Factor APos TPos Remark MHz dBuV/m dBuV/m dBuV dB/m dB dB cm deg 1 2447.00 97.55 ------ ------ 92.77 30.46 6.94 32.62 268 358 PEAK
Avg	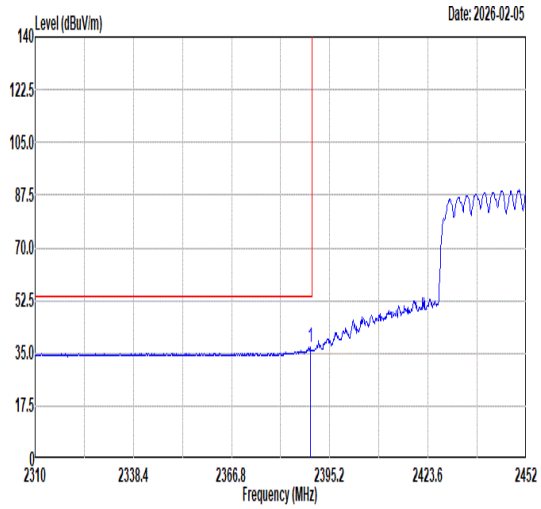 Freq Level Limit Line Margin (dB) Read Level Ant Factor Cable Loss Preamp Factor APos TPos Remark MHz dBuV/m dBuV/m dBuV dB/m dB dB cm deg 1 2389.52 36.88 54.00 -17.12 32.24 30.41 6.87 32.64 268 358 AVERAGE	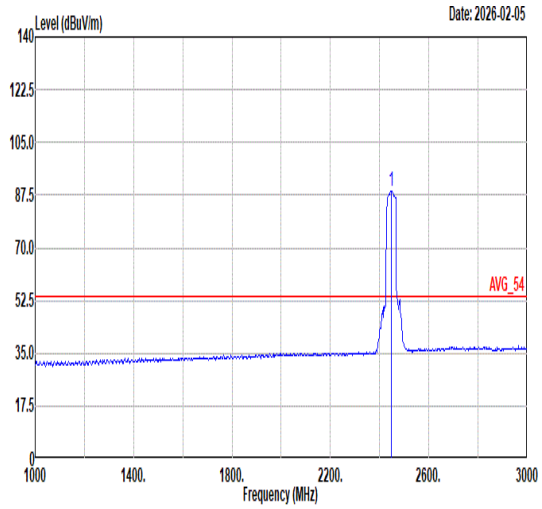 Freq Level Limit Line Margin (dB) Read Level Ant Factor Cable Loss Preamp Factor APos TPos Remark MHz dBuV/m dBuV/m dBuV dB/m dB dB cm deg 1 2447.00 88.80 ------ ------ 84.02 30.46 6.94 32.62 268 358 AVERAGE

Mode	22	
	Band Edge - R	
	2400-2483.5_802.11ax HE40_CH08_Full RU_2447MHz	
ANT	3+6	
Pol.	Vertical	Fundamental
Peak	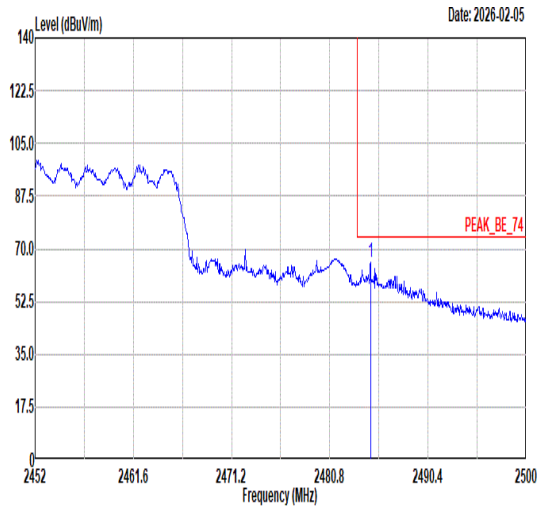 Freq Level Limit Line Margin (dB) Read Level Ant Factor Cable Loss Preamp Factor APos TPos Remark MHz dBuV/m dBuV/m dBuV dB/m dB dB cm deg 1 2484.78 65.34 74.00 -8.66 60.48 30.49 6.98 32.61 268 358 PEAK	Blank
Avg	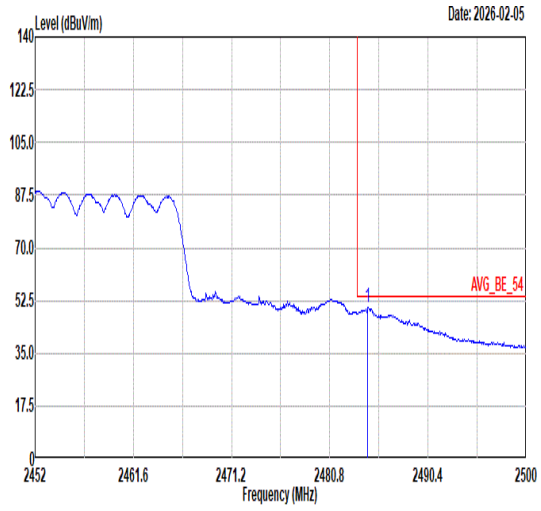 Freq Level Limit Line Margin (dB) Read Level Ant Factor Cable Loss Preamp Factor APos TPos Remark MHz dBuV/m dBuV/m dBuV dB/m dB dB cm deg 1 2484.50 50.29 54.00 -3.71 45.43 30.49 6.98 32.61 268 358 AVERAGE	Blank

Appendix D. Duty Cycle Plots

Antenna	Band	Duty Cycle(%)	T(ms)	1/T(kHz)	VBW Setting
3	802.11b	98.39	-	-	10Hz
3	802.11g	93.69	1.399	0.715	1KHz
3	802.11ax HE20	90.95	1.015	0.985	1KHz
3	802.11ax HE40	85.02	0.535	1.870	3KHz
6	802.11b	98.38	-	-	10Hz
6	802.11g	93.69	1.399	0.715	1KHz
6	802.11ax HE20	90.95	1.015	0.985	1KHz
6	802.11ax HE40	85.02	0.535	1.870	3KHz

<Ant 3>

802.11b

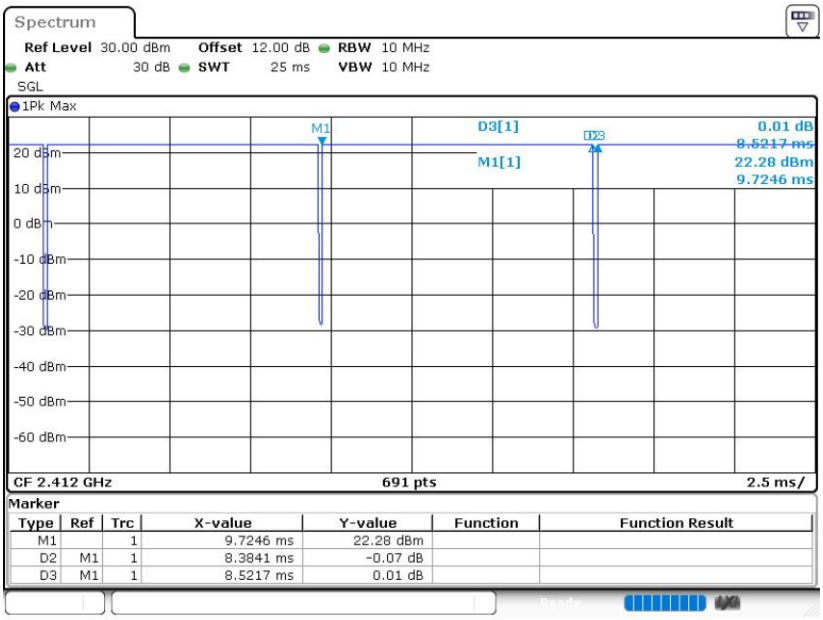

802.11g

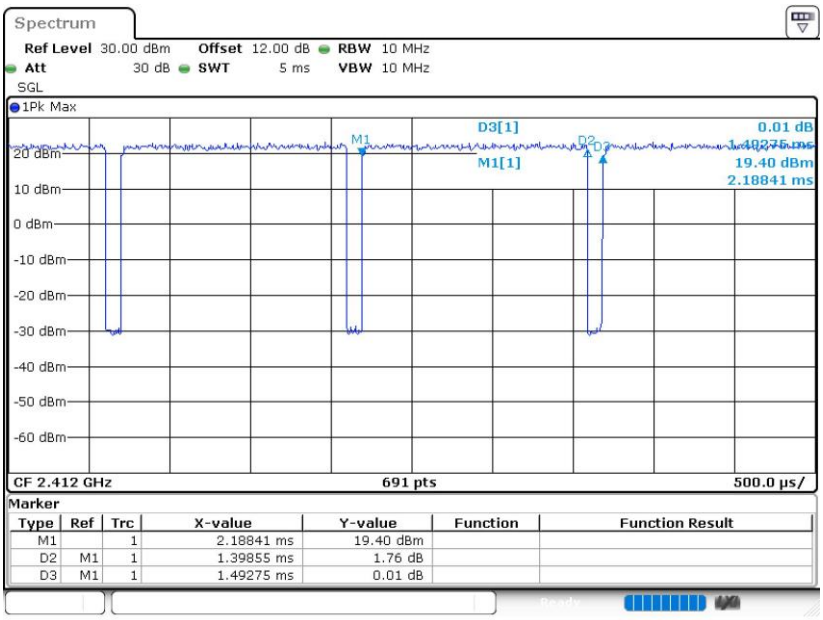

802.11ax HE20

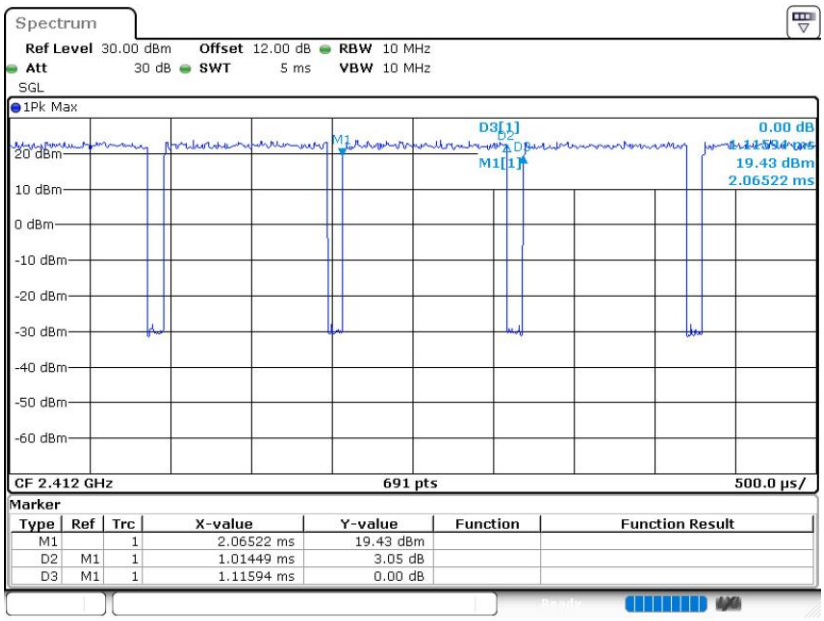

802.11ax HE40

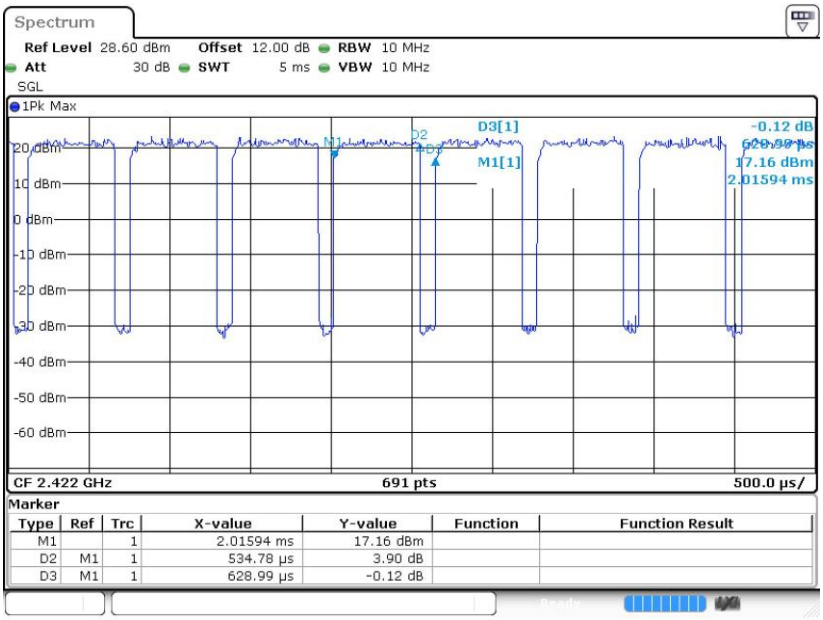

<Ant 6>

802.11b

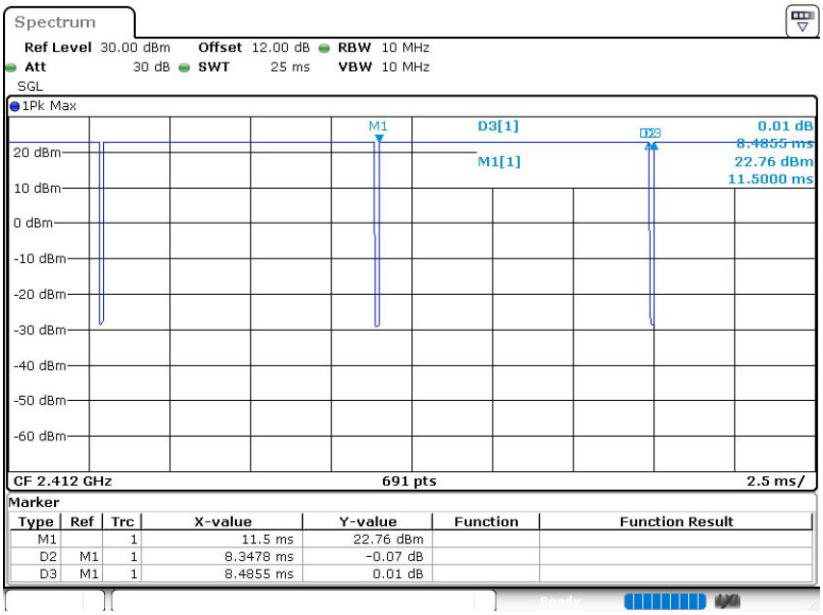

802.11g

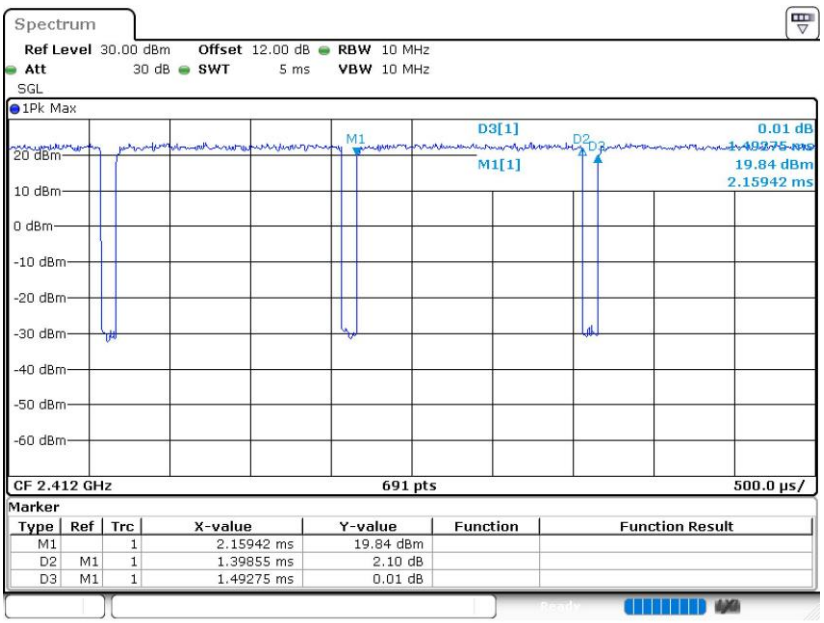

802.11ax HE20

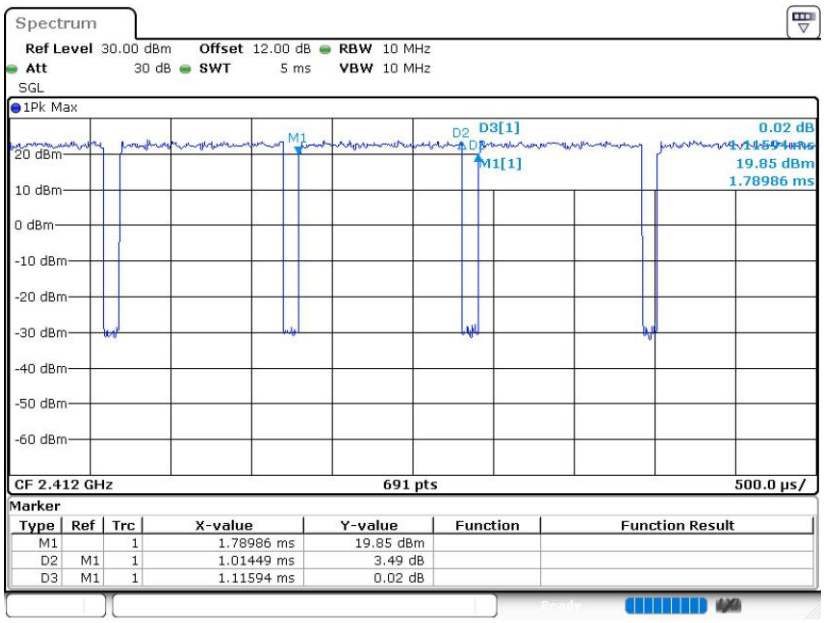
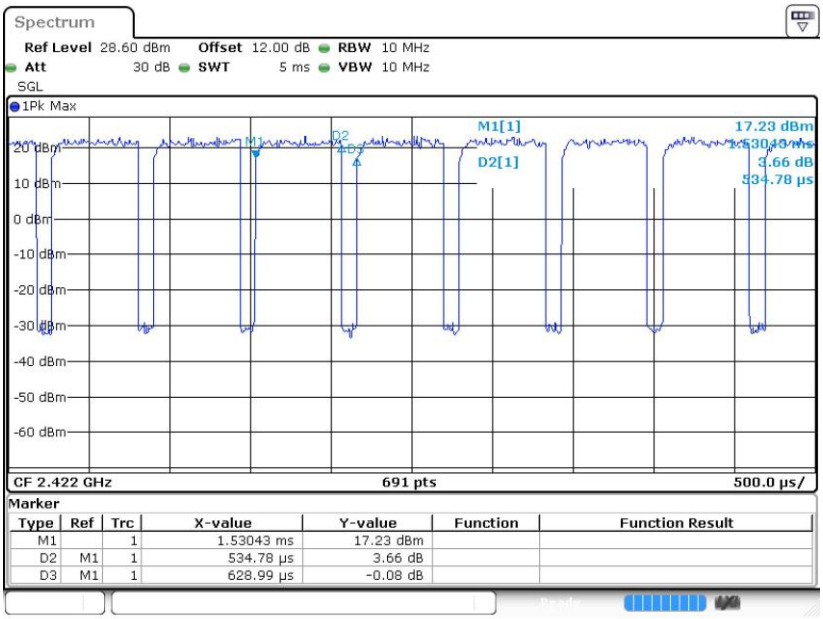
802.11ax HE40