Mode	26	
	Band Edge - L	
	U-NII-2A_5.25-5.35_802.11ac VHT80_CH58_5290MHz	
ANT	5+7	
Pol.	Horizontal	Fundamental
Peak	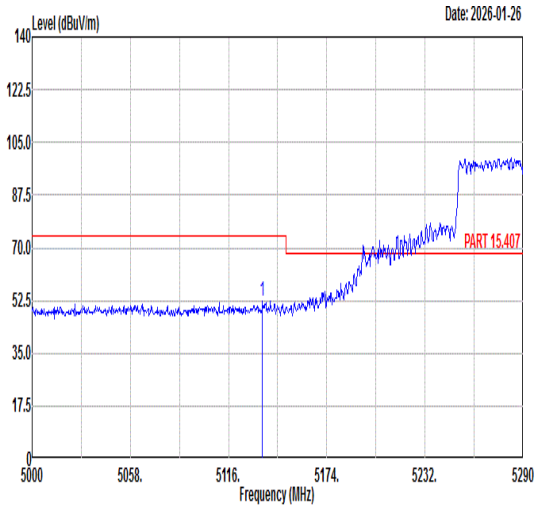 Freq Level Limit Line Margin (dB) Read Level Ant Factor Cable Loss Preamp Factor APos TPos Remark MHz dBuV/m dBuV/m dBuV dB/m dB dB cm deg 1 5136.01 52.23 74.00 -21.77 41.91 35.28 8.51 33.47 101 91 PEAK	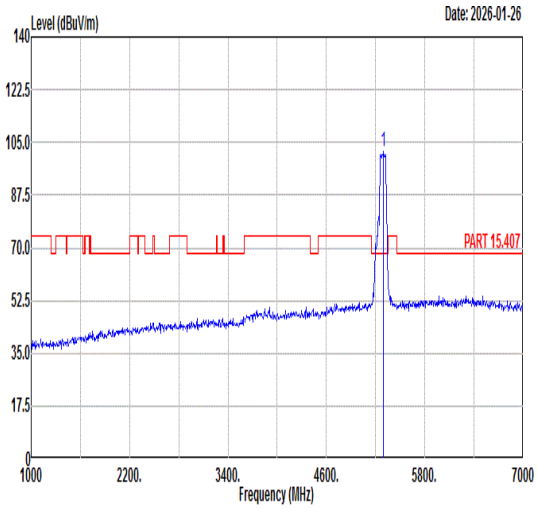 Freq Level Limit Line Margin (dB) Read Level Ant Factor Cable Loss Preamp Factor APos TPos Remark MHz dBuV/m dBuV/m dBuV dB/m dB dB cm deg 1 5290.00 101.91 ------ ------ 90.88 35.38 9.09 33.44 101 91 PEAK
Avg	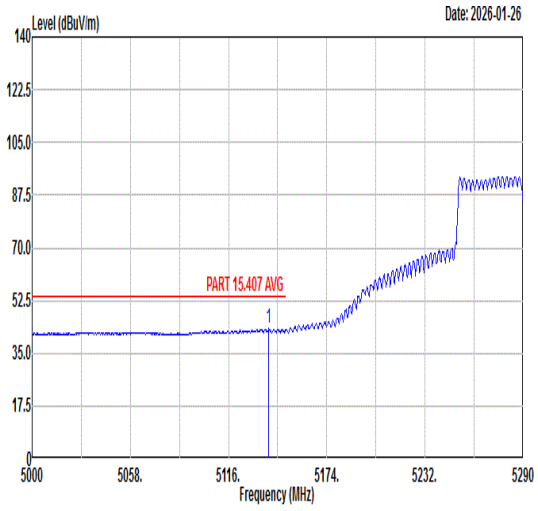 Freq Level Limit Line Margin (dB) Read Level Ant Factor Cable Loss Preamp Factor APos TPos Remark MHz dBuV/m dBuV/m dBuV dB/m dB dB cm deg 1 5139.78 43.10 54.00 -10.90 32.77 35.28 8.52 33.47 101 91 AVERAGE	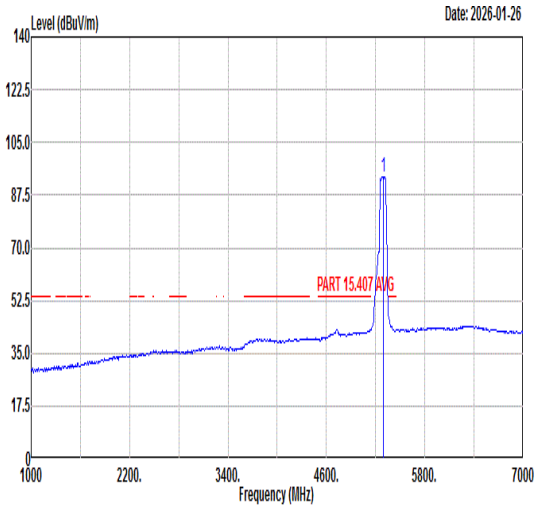 Freq Level Limit Line Margin (dB) Read Level Ant Factor Cable Loss Preamp Factor APos TPos Remark MHz dBuV/m dBuV/m dBuV dB/m dB dB cm deg 1 5290.00 93.50 ------ ------ 82.37 35.39 9.18 33.44 101 91 AVERAGE

Mode	26	
	Band Edge - R	
	U-NII-2A_5.25-5.35_802.11ac VHT80_CH58_5290MHz	
ANT	5+7	
Pol.	Horizontal	Fundamental
Peak	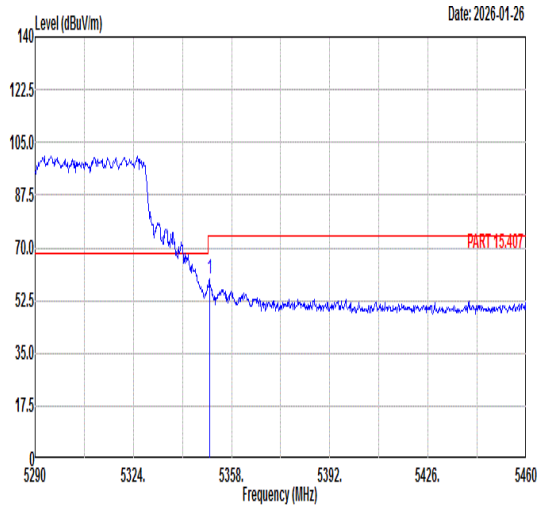 Freq Level Limit Line Margin (dB) Read Level Ant Factor Cable Loss Preamp Factor APos TPos Remark MHz dBuV/m dBuV/m dBuV dB/m dB dB cm deg 1 5350.35 59.49 74.00 -14.51 48.14 35.41 9.37 33.43 101 91 PEAK	Blank
Avg	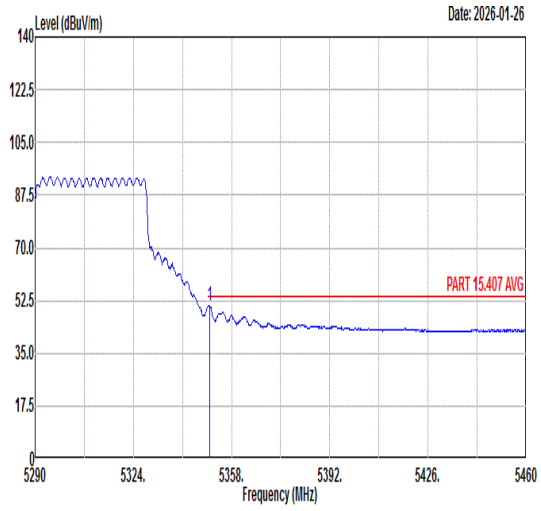 Freq Level Limit Line Margin (dB) Read Level Ant Factor Cable Loss Preamp Factor APos TPos Remark MHz dBuV/m dBuV/m dBuV dB/m dB dB cm deg 1 5350.35 50.90 54.00 -3.10 39.55 35.41 9.37 33.43 101 91 AVERAGE	Blank

Mode	26	
	Band Edge - L	
	U-NII-2A_5.25-5.35_802.11ac VHT80_CH58_5290MHz	
ANT	5+7	
Pol.	Vertical	Fundamental
Peak	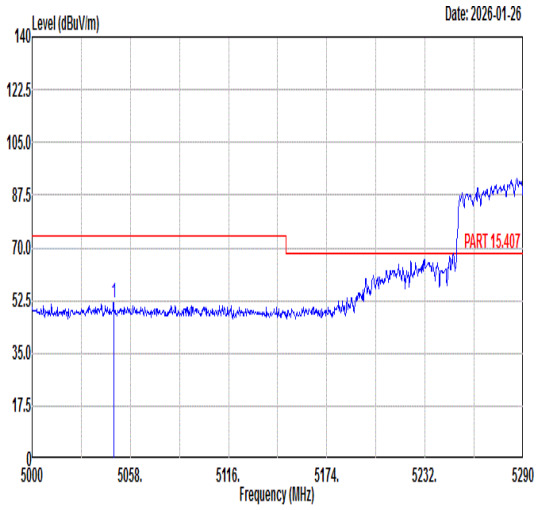 Freq Level Limit Line Margin (dB) Read Level Ant Factor Cable Loss Preamp Factor APos TPos Remark 1 5048.14 51.71 74.00 -22.29 41.62 35.23 8.35 33.49 387 226 PEAK	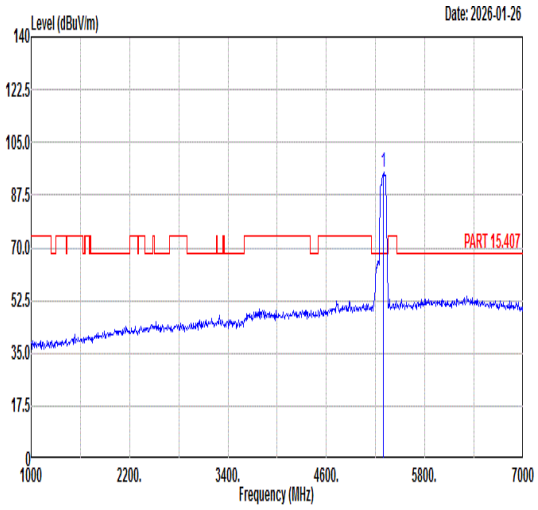 Freq Level Limit Line Margin (dB) Read Level Ant Factor Cable Loss Preamp Factor APos TPos Remark 1 5290.00 95.00 ------ ------ 83.94 35.38 9.12 33.44 387 226 PEAK
Avg	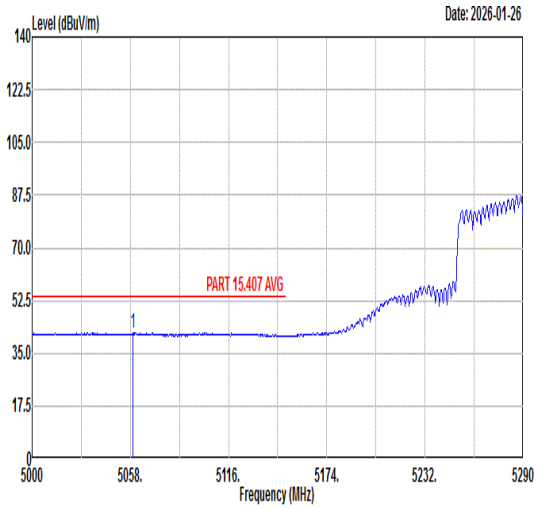 Freq Level Limit Line Margin (dB) Read Level Ant Factor Cable Loss Preamp Factor APos TPos Remark 1 5059.45 41.67 54.00 -12.33 31.55 35.24 8.37 33.49 387 226 AVERAGE	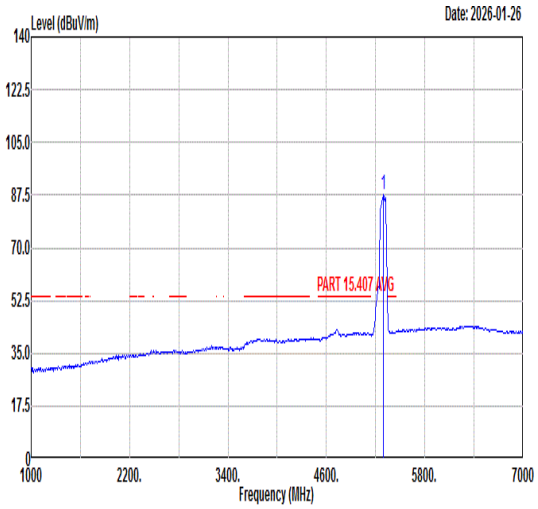 Freq Level Limit Line Margin (dB) Read Level Ant Factor Cable Loss Preamp Factor APos TPos Remark 1 5290.00 87.50 ------ ------ 76.47 35.38 9.09 33.44 387 226 AVERAGE

Mode	26	
	Band Edge - R	
	U-NII-2A_5.25-5.35_802.11ac VHT80_CH58_5290MHz	
ANT	5+7	
Pol.	Vertical	Fundamental
Peak	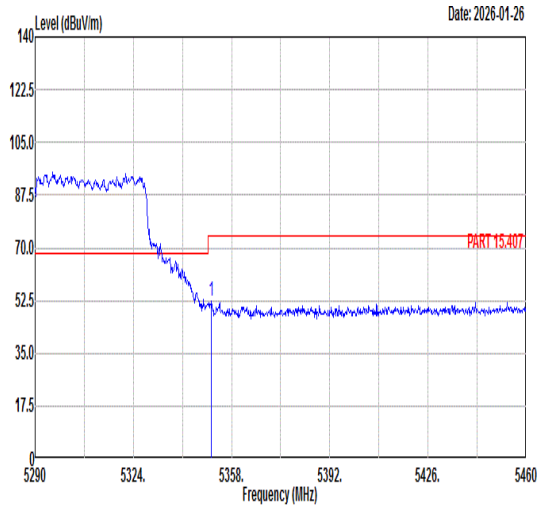 Freq Level Limit Line Margin (dB) Read Level Ant Factor Cable Loss Preamp Factor APos TPos Remark MHz dBuV/m dBuV/m dBuV dB/m dB dB cm deg 1 5351.03 52.19 74.00 -21.81 40.84 35.41 9.37 33.43 387 226 PEAK	Blank
Avg	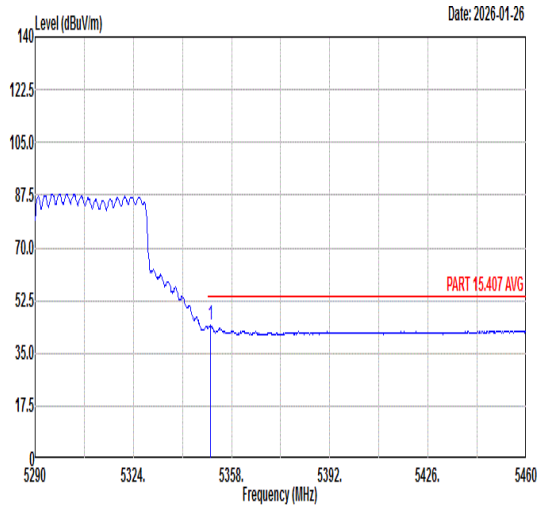 Freq Level Limit Line Margin (dB) Read Level Ant Factor Cable Loss Preamp Factor APos TPos Remark MHz dBuV/m dBuV/m dBuV dB/m dB dB cm deg 1 5350.69 44.15 54.00 -9.85 32.80 35.41 9.37 33.43 387 226 AVERAGE	Blank

Mode	26	
	Harmonic	
	U-NII-2A_5.25-5.35_802.11ac VHT80_CH58_5290MHz	
ANT	5+7	
Pol.	Horizontal	Vertical
Peak Avg	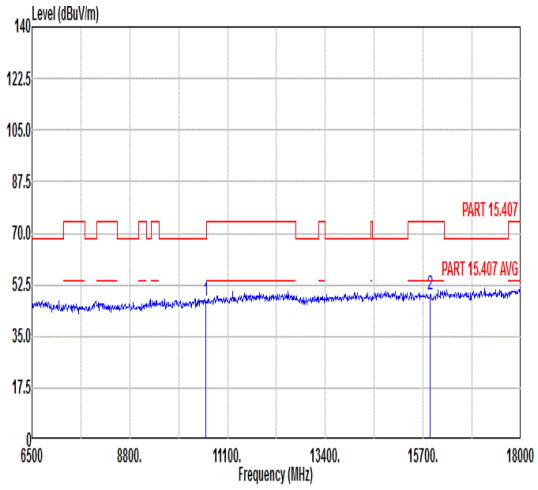 Freq Level Limit Line Margin Read Level Ant Factor Cable Loss Preamp Factor APos TPos Remark MHz dBuV/m dBuV/m dB dBuV dB/m dB dB cm deg 1 10580.00 47.22 68.30 -21.08 47.91 38.13 12.22 51.04 --- --- Peak 2 15870.00 49.02 74.00 -24.98 45.71 41.29 14.73 52.71 --- --- Peak	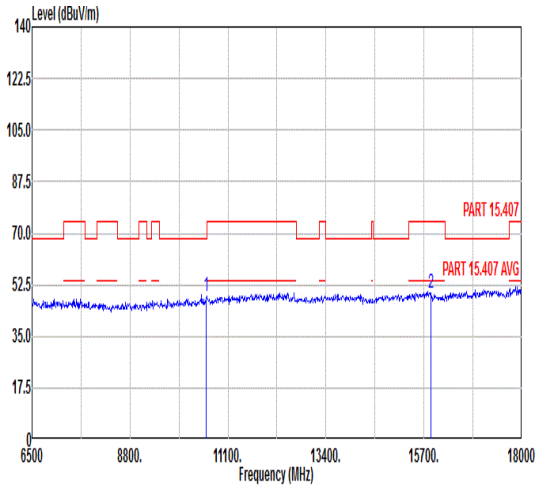 Freq Level Limit Line Margin Read Level Ant Factor Cable Loss Preamp Factor APos TPos Remark MHz dBuV/m dBuV/m dB dBuV dB/m dB dB cm deg 1 10580.00 48.61 68.30 -19.69 49.30 38.13 12.22 51.04 --- --- Peak 2 15870.00 49.74 74.00 -24.26 46.43 41.29 14.73 52.71 --- --- Peak

Mode	27	
	Band Edge - L	
	U-NII-2C_5.47-5.725_802.11ac VHT80_CH106_5530MHz	
ANT	5+7	
Pol.	Horizontal	Fundamental
Peak	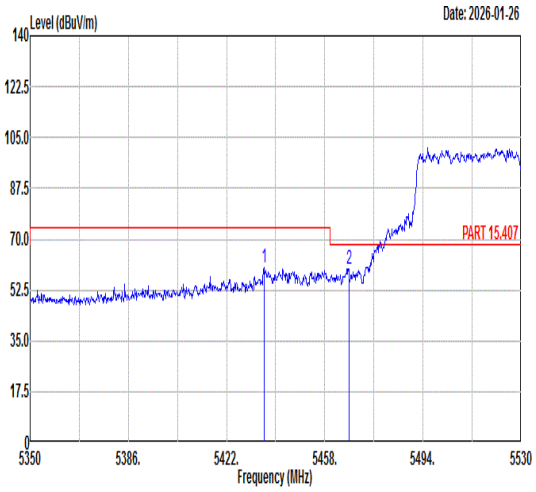 Freq Level Limit Line Margin (dB) Read Level Ant Factor Cable Loss Preamp Factor APos TPos Remark MHz dBuV/m dBuV/m dBuV dB/m dB dB cm deg 1 5435.68 60.19 74.00 -13.81 48.47 35.46 9.67 33.41 100 91 PEAK 2 5466.82 59.80 68.30 -8.50 48.04 35.48 9.69 33.41 100 91 PEAK	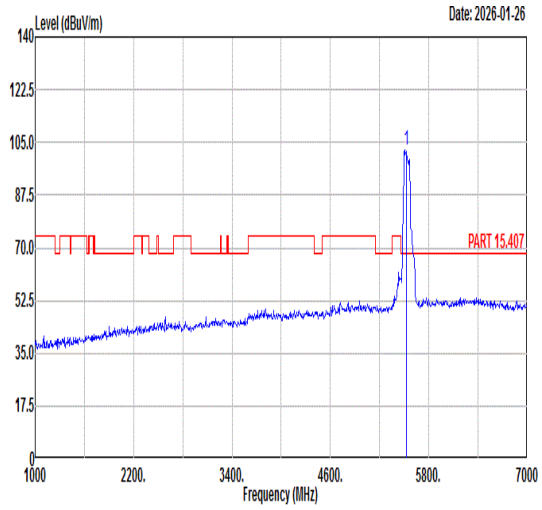 Freq Level Limit Line Margin (dB) Read Level Ant Factor Cable Loss Preamp Factor APos TPos Remark MHz dBuV/m dBuV/m dBuV dB/m dB dB cm deg 1 5530.00 102.26 ------ ------ 90.44 35.51 9.71 33.40 100 91 PEAK
Avg	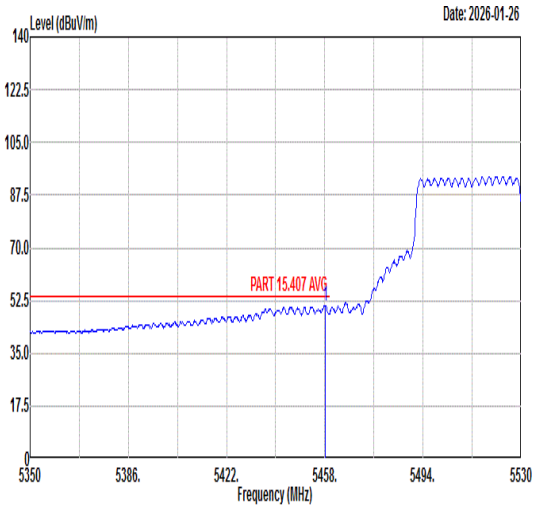 Freq Level Limit Line Margin (dB) Read Level Ant Factor Cable Loss Preamp Factor APos TPos Remark MHz dBuV/m dBuV/m dBuV dB/m dB dB cm deg 1 5458.18 50.95 54.00 -3.05 39.20 35.47 9.69 33.41 100 91 AVERAGE	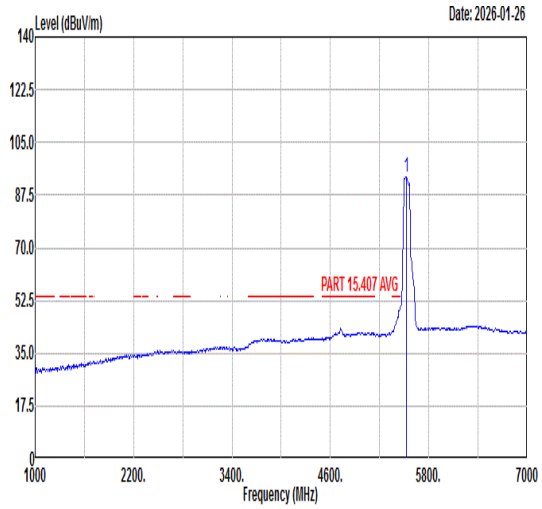 Freq Level Limit Line Margin (dB) Read Level Ant Factor Cable Loss Preamp Factor APos TPos Remark MHz dBuV/m dBuV/m dBuV dB/m dB dB cm deg 1 5530.00 93.48 ------ ------ 81.63 35.53 9.72 33.40 100 91 AVERAGE

Mode	27	
	Band Edge - R	
	U-NII-2C_5.47-5.725_802.11ac VHT80_CH106_5530MHz	
ANT	5+7	
Pol.	Horizontal	Fundamental
Peak	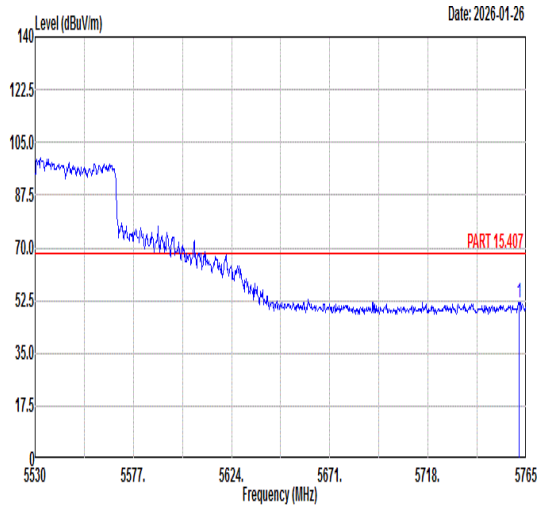 Freq Level Limit Line Margin (dB) Read Level Ant Factor Cable Loss Preamp Factor APos TPos Remark MHz dBuV/m dBuV/m dBuV dB/m dB dB cm deg 1 5761.48 51.84 68.30 -16.46 39.32 35.87 10.10 33.45 100 91 PEAK	Blank

Mode	27	
	Band Edge - L	
	U-NII-2C_5.47-5.725_802.11ac VHT80_CH106_5530MHz	
ANT	5+7	
Pol.	Vertical	Fundamental
Peak	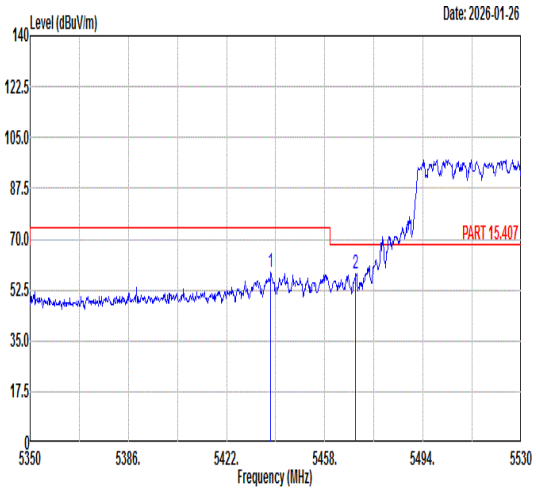 Freq Level Limit Line Margin (dB) Read Level Ant Factor Cable Loss Preamp Factor APos TPos Remark MHz dBuV/m dBuV/m dBuV dB/m dB dB cm deg 1 5438.20 58.46 74.00 -15.54 46.73 35.46 9.68 33.41 300 264 PEAK 2 5469.34 58.10 68.30 -10.20 46.34 35.48 9.69 33.41 300 264 PEAK	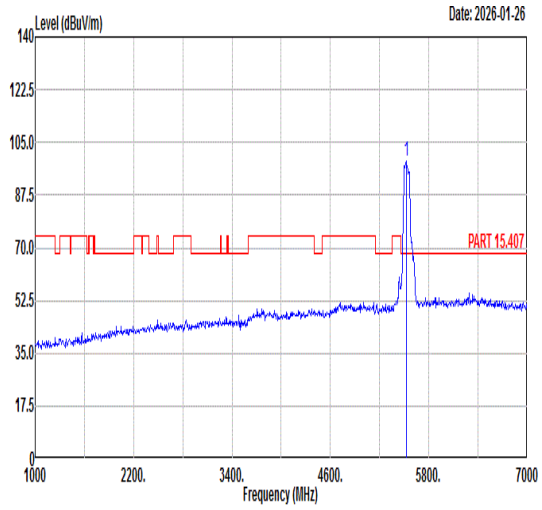 Freq Level Limit Line Margin (dB) Read Level Ant Factor Cable Loss Preamp Factor APos TPos Remark MHz dBuV/m dBuV/m dBuV dB/m dB dB cm deg 1 5530.00 98.57 ------ ------ 86.72 35.53 9.72 33.40 300 264 PEAK
Avg	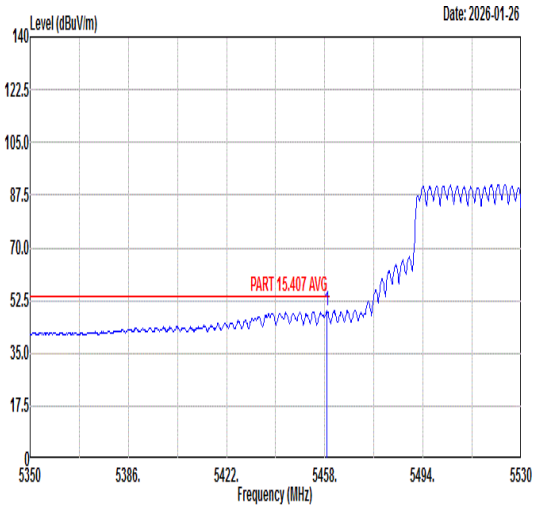 Freq Level Limit Line Margin (dB) Read Level Ant Factor Cable Loss Preamp Factor APos TPos Remark MHz dBuV/m dBuV/m dBuV dB/m dB dB cm deg 1 5458.90 48.99 54.00 -5.01 37.23 35.48 9.69 33.41 300 264 AVERAGE	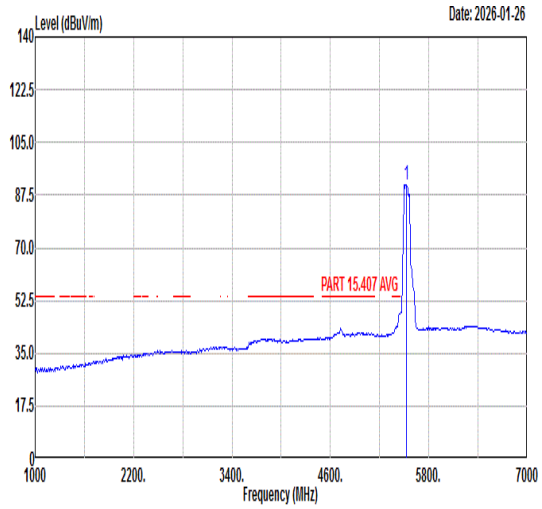 Freq Level Limit Line Margin (dB) Read Level Ant Factor Cable Loss Preamp Factor APos TPos Remark MHz dBuV/m dBuV/m dBuV dB/m dB dB cm deg 1 5530.00 90.78 ------ ------ 78.93 35.53 9.72 33.40 300 264 AVERAGE

Mode	27	
	Band Edge - R	
	U-NII-2C_5.47-5.725_802.11ac VHT80_CH106_5530MHz	
ANT	5+7	
Pol.	Vertical	Fundamental
Peak	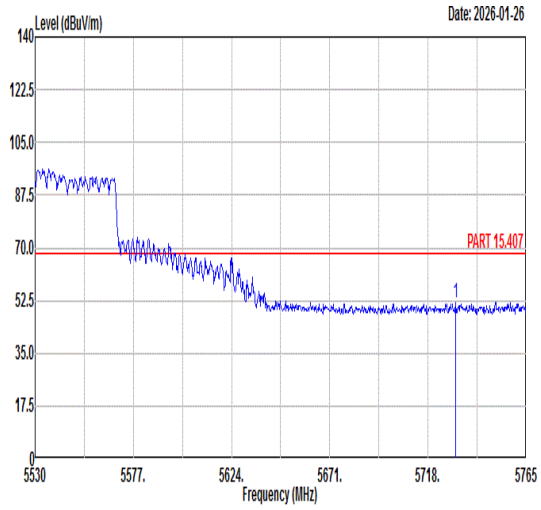 Freq Level Limit Line Margin (dB) Read Level Ant Factor Cable Loss Preamp Factor APos TPos Remark MHz dBuV/m dBuV/m dBuV dB/m dB dB cm deg 1 5731.16 51.90 68.30 -16.40 39.50 35.82 10.03 33.45 300 264 PEAK	Blank

Mode	27	
	Harmonic	
	U-NII-2C_5.47-5.725_802.11ac VHT80_CH106_5530MHz	
ANT	5+7	
Pol.	Horizontal	Vertical
Peak Avg	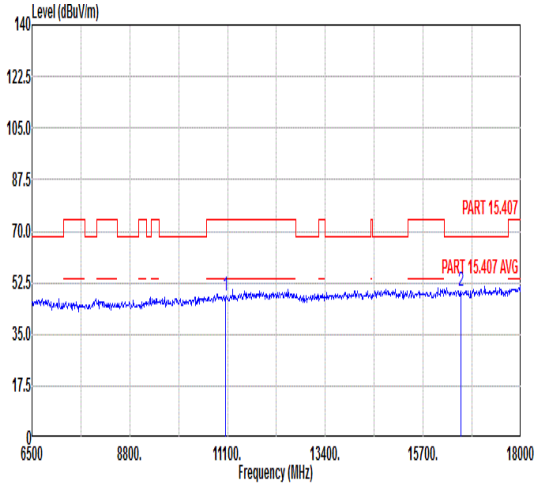 Freq Level Limit Line Margin Read Level Ant Factor Cable Loss Preamp Factor APos TPos Remark MHz dBuV/m dBuV/m dB dBuV dB/m dB dB cm deg 1 11060.00 48.19 74.00 -25.81 47.55 38.32 12.57 50.25 --- --- Peak 2 16590.00 49.76 68.30 -18.54 45.23 42.10 15.23 52.80 --- --- Peak	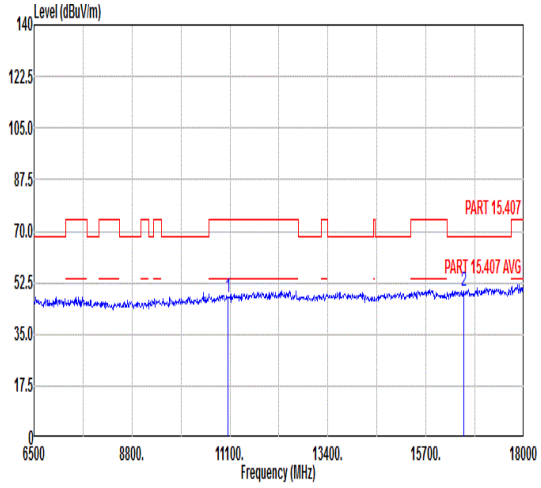 Freq Level Limit Line Margin Read Level Ant Factor Cable Loss Preamp Factor APos TPos Remark MHz dBuV/m dBuV/m dB dBuV dB/m dB dB cm deg 1 11060.00 47.52 74.00 -26.48 46.88 38.32 12.57 50.25 --- --- Peak 2 16590.00 49.61 68.30 -18.69 45.08 42.10 15.23 52.80 --- --- Peak

Mode	28	
	Band Edge - L	
	U-NII-2C_5.47-5.725_802.11ac VHT80_CH122_5610MHz	
ANT	5+7	
Pol.	Horizontal	Fundamental
Peak	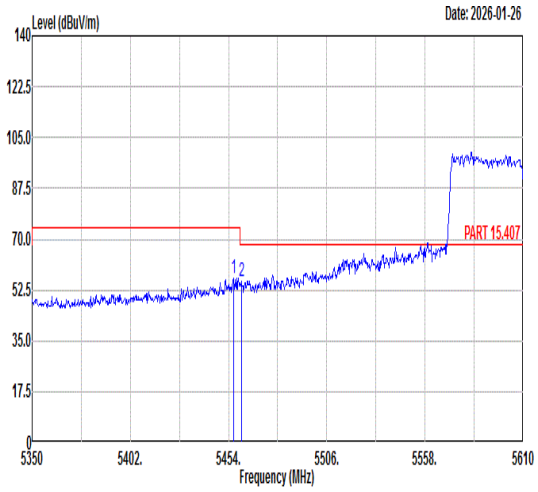 Freq Level Limit Line Margin (dB) Read Level Ant Factor Cable Loss Preamp Factor APos TPos Remark MHz dBuV/m dBuV/m dBuV dB/m dB dB cm deg 1 5456.60 56.70 74.00 -17.30 44.95 35.47 9.69 33.41 119 67 PEAK 2 5460.76 55.66 68.30 -12.64 43.90 35.48 9.69 33.41 119 67 PEAK	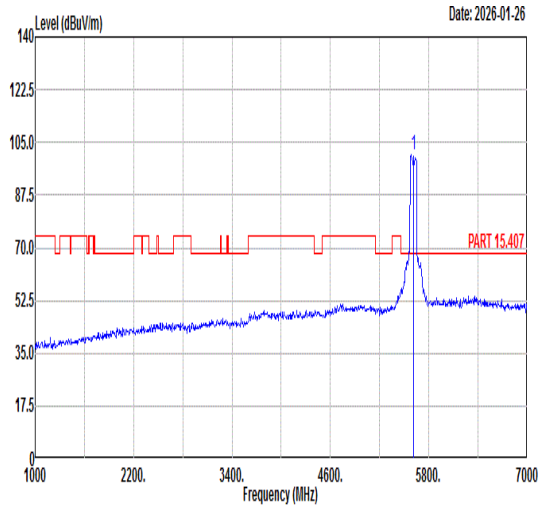 Freq Level Limit Line Margin (dB) Read Level Ant Factor Cable Loss Preamp Factor APos TPos Remark MHz dBuV/m dBuV/m dBuV dB/m dB dB cm deg 1 5610.00 100.97 ------ ------ 89.02 35.62 9.75 33.42 119 67 PEAK
Avg	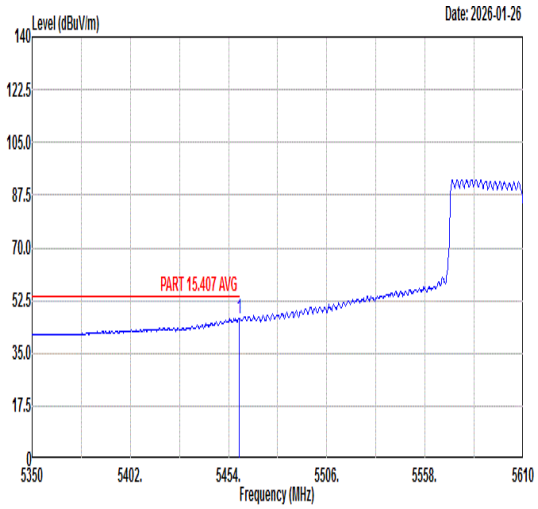 Freq Level Limit Line Margin (dB) Read Level Ant Factor Cable Loss Preamp Factor APos TPos Remark MHz dBuV/m dBuV/m dBuV dB/m dB dB cm deg 1 5459.72 46.73 54.00 -7.27 34.97 35.48 9.69 33.41 119 67 AVERAGE	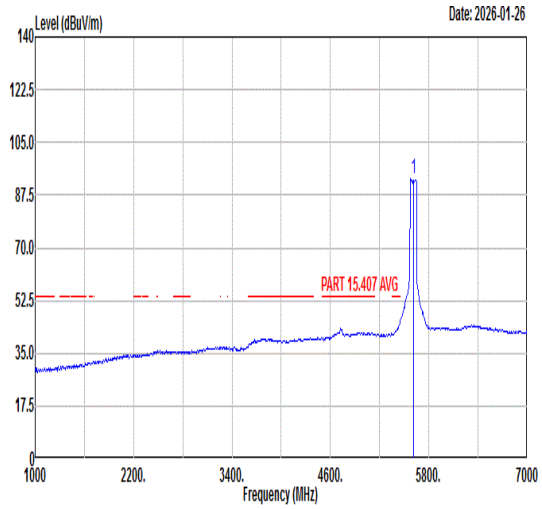 Freq Level Limit Line Margin (dB) Read Level Ant Factor Cable Loss Preamp Factor APos TPos Remark MHz dBuV/m dBuV/m dBuV dB/m dB dB cm deg 1 5610.00 92.73 ------ ------ 80.79 35.61 9.75 33.42 119 67 AVERAGE

Mode	28	
	Band Edge - R	
	U-NII-2C_5.47-5.725_802.11ac VHT80_CH122_5610MHz	
ANT	5+7	
Pol.	Horizontal	Fundamental
Peak	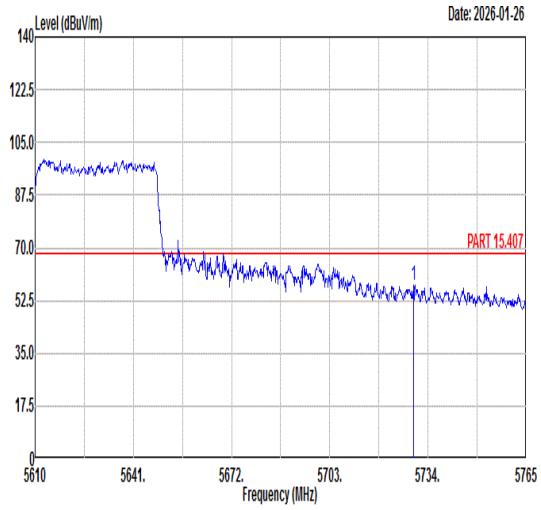 Freq Level Limit Line Margin (dB) Read Level Ant Factor Cable Loss Preamp Factor APos TPos Remark MHz dBuV/m dBuV/m dBuV dB/m dB dB cm deg 1 5729.35 57.41 68.30 -10.89 45.01 35.82 10.03 33.45 119 67 PEAK	Blank

Mode	28	
	Band Edge - L	
	U-NII-2C_5.47-5.725_802.11ac VHT80_CH122_5610MHz	
ANT	5+7	
Pol.	Vertical	Fundamental
Peak	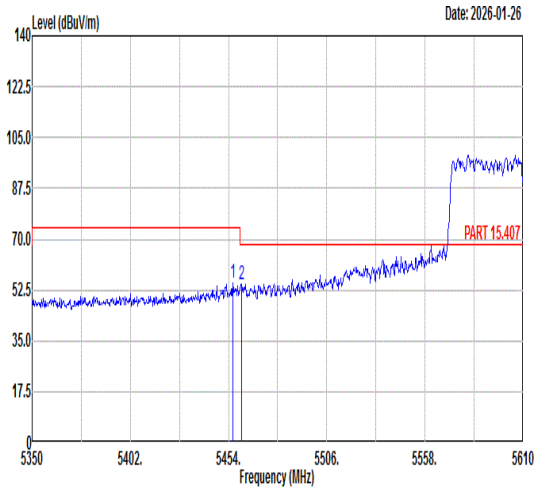 Freq Level Limit Line Margin (dB) Read Level Ant Factor Cable Loss Preamp Factor APos TPos Remark MHz dBuV/m dBuV/m dBuV dB/m dB dB cm deg 1 5456.08 54.88 74.00 -19.12 43.13 35.47 9.69 33.41 301 255 PEAK 2 5460.76 54.52 68.30 -13.78 42.76 35.48 9.69 33.41 301 255 PEAK	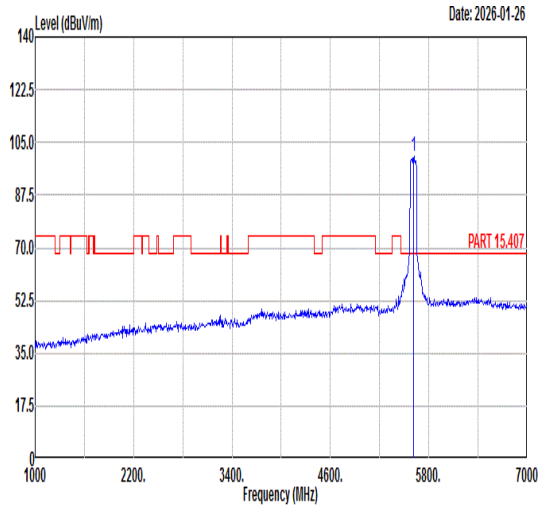 Freq Level Limit Line Margin (dB) Read Level Ant Factor Cable Loss Preamp Factor APos TPos Remark MHz dBuV/m dBuV/m dBuV dB/m dB dB cm deg 1 5610.00 100.19 ------ ------ 88.14 35.67 9.80 33.42 301 255 PEAK
Avg	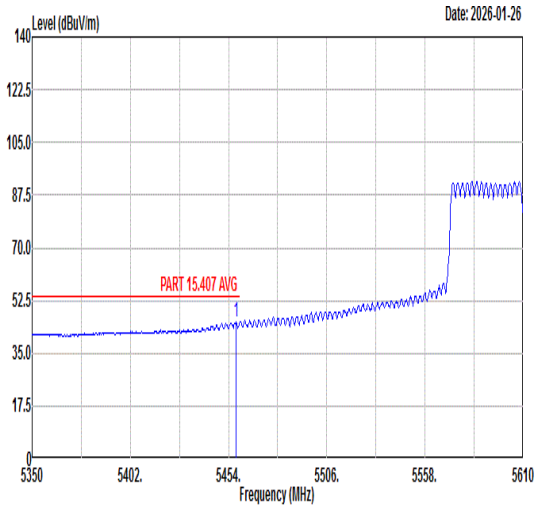 Freq Level Limit Line Margin (dB) Read Level Ant Factor Cable Loss Preamp Factor APos TPos Remark MHz dBuV/m dBuV/m dBuV dB/m dB dB cm deg 1 5457.90 45.42 54.00 -8.58 33.67 35.47 9.69 33.41 301 255 AVERAGE	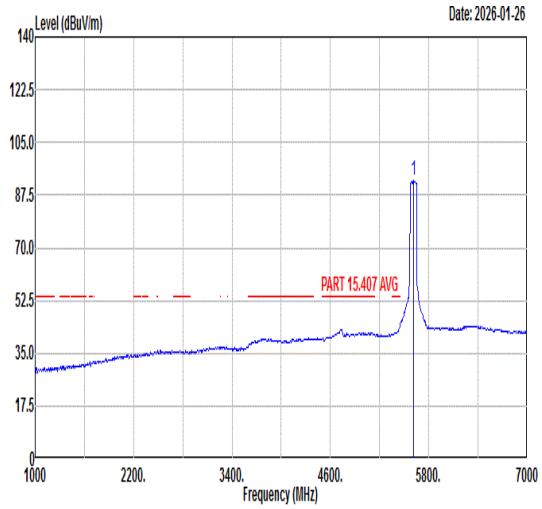 Freq Level Limit Line Margin (dB) Read Level Ant Factor Cable Loss Preamp Factor APos TPos Remark MHz dBuV/m dBuV/m dBuV dB/m dB dB cm deg 1 5610.00 92.26 ------ ------ 80.23 35.66 9.79 33.42 301 255 AVERAGE

Mode	28	
	Band Edge - R	
	U-NII-2C_5.47-5.725_802.11ac VHT80_CH122_5610MHz	
ANT	5+7	
Pol.	Vertical	Fundamental
Peak	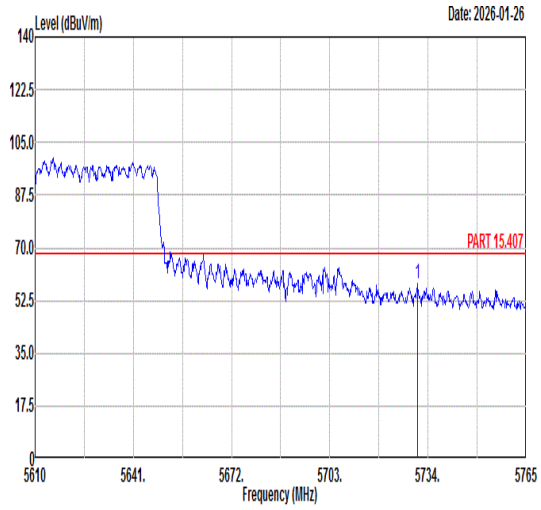 Freq Level Limit Line Margin (dB) Read Level Ant Factor Cable Loss Preamp Factor APos TPos Remark MHz dBuV/m dBuV/m dBuV dB/m dB dB cm deg 1 5730.59 57.96 68.30 -10.34 45.56 35.82 10.03 33.45 301 255 PEAK	Blank

Mode	28	
	Harmonic	
	U-NII-2C_5.47-5.725_802.11ac VHT80_CH122_5610MHz	
ANT	5+7	
Pol.	Horizontal	Vertical
Peak Avg	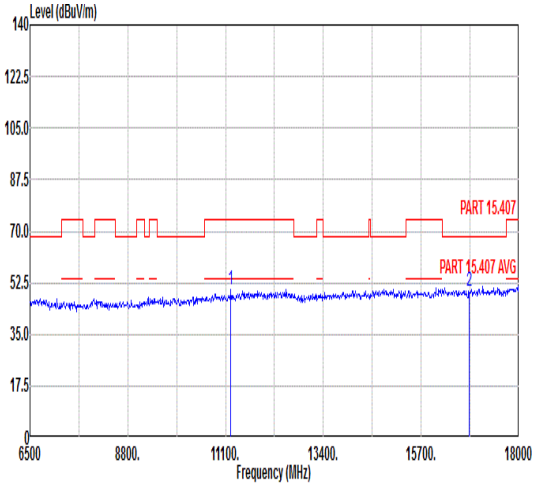 Freq Level Limit Line Margin Read Level Ant Factor Cable Loss Preamp Factor APos TPos Remark MHz dBuV/m dBuV/m dB dBuV dB/m dB dB cm deg 1 11220.00 49.94 74.00 -24.06 49.29 38.37 12.68 50.40 --- --- Peak 2 16830.00 49.69 68.30 -18.61 44.71 42.37 15.41 52.80 --- --- Peak	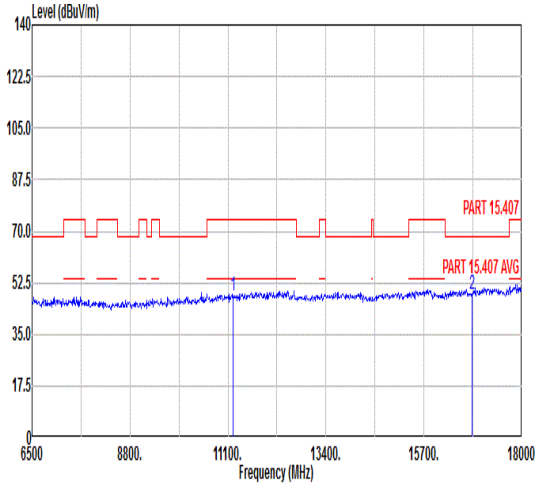 Freq Level Limit Line Margin Read Level Ant Factor Cable Loss Preamp Factor APos TPos Remark MHz dBuV/m dBuV/m dB dBuV dB/m dB dB cm deg 1 11220.00 48.27 74.00 -25.73 47.62 38.37 12.68 50.40 --- --- Peak 2 16830.00 48.61 68.30 -19.69 43.63 42.37 15.41 52.80 --- --- Peak

Mode	29	
	Band Edge - L	
	U-NII-2A_5.25-5.35_802.11ac VHT160_CH50_5250MHz	
ANT	5+7	
Pol.	Horizontal	Fundamental
Peak	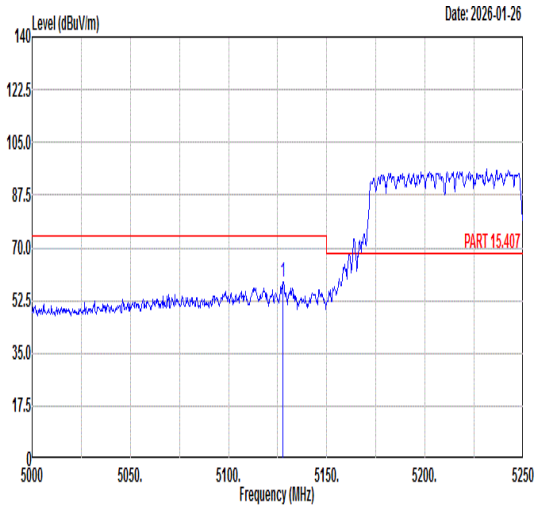 Freq Level Limit Line Margin (dB) Read Level Ant Factor Cable Loss Preamp Factor APos TPos Remark MHz dBuV/m dBuV/m dBuV dB/m dB dB cm deg 1 5127.75 58.77 74.00 -15.23 48.47 35.28 8.49 33.47 107 51 PEAK	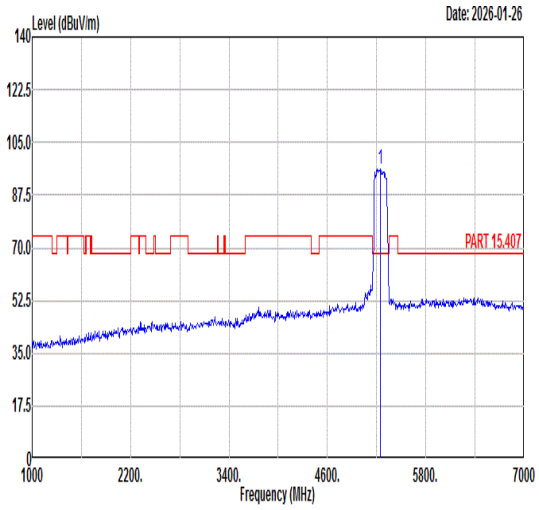 Freq Level Limit Line Margin (dB) Read Level Ant Factor Cable Loss Preamp Factor APos TPos Remark MHz dBuV/m dBuV/m dBuV dB/m dB dB cm deg 1 5250.00 96.00 ------ ------ 85.29 35.35 8.81 33.45 107 51 PEAK
Avg	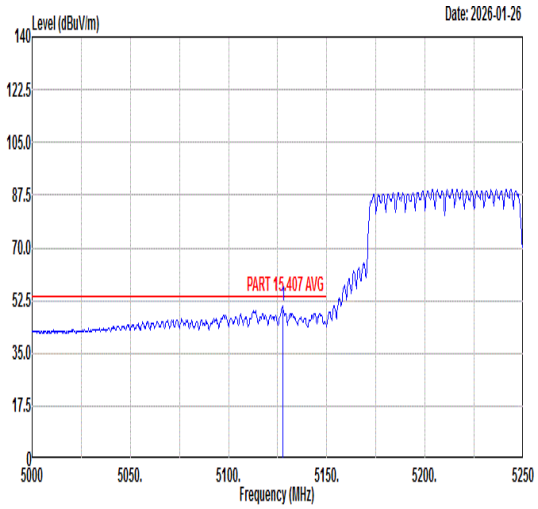 Freq Level Limit Line Margin (dB) Read Level Ant Factor Cable Loss Preamp Factor APos TPos Remark MHz dBuV/m dBuV/m dBuV dB/m dB dB cm deg 1 5127.50 50.69 54.00 -3.31 40.39 35.28 8.49 33.47 107 51 AVERAGE	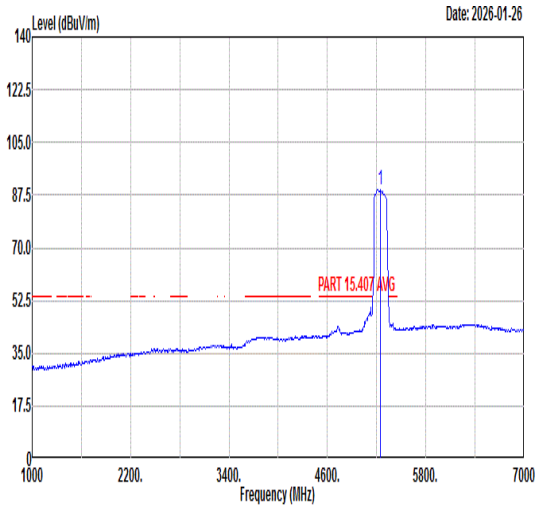 Freq Level Limit Line Margin (dB) Read Level Ant Factor Cable Loss Preamp Factor APos TPos Remark MHz dBuV/m dBuV/m dBuV dB/m dB dB cm deg 1 5250.00 89.18 ------ ------ 78.66 35.33 8.65 33.46 107 51 AVERAGE

Mode	29	
	Band Edge - R	
	U-NII-2A_5.25-5.35_802.11ac VHT160_CH50_5250MHz	
ANT	5+7	
Pol.	Horizontal	Fundamental
Peak	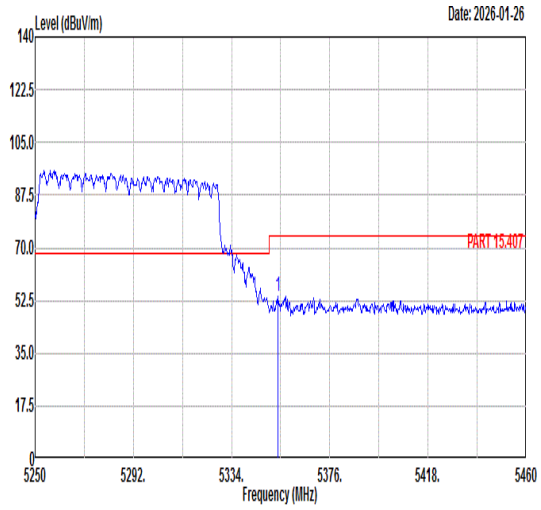 Freq Level Limit Line Margin (dB) Read Level Ant Factor Cable Loss Preamp Factor APos TPos Remark MHz dBuV/m dBuV/m dBuV dB/m dB dB cm deg 1 5353.74 53.83 74.00 -20.17 42.47 35.41 9.38 33.43 107 51 PEAK	Blank
Avg	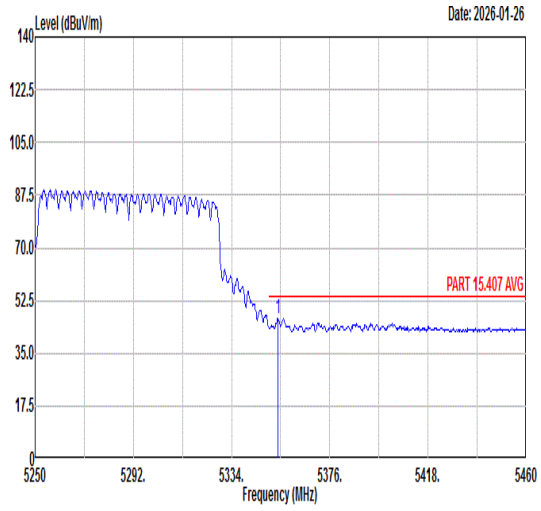 Freq Level Limit Line Margin (dB) Read Level Ant Factor Cable Loss Preamp Factor APos TPos Remark MHz dBuV/m dBuV/m dBuV dB/m dB dB cm deg 1 5353.74 46.57 54.00 -7.43 35.21 35.41 9.38 33.43 107 51 AVERAGE	Blank

Mode	29	
	Band Edge - L	
	U-NII-2A_5.25-5.35_802.11ac VHT160_CH50_5250MHz	
ANT	5+7	
Pol.	Vertical	Fundamental
Peak	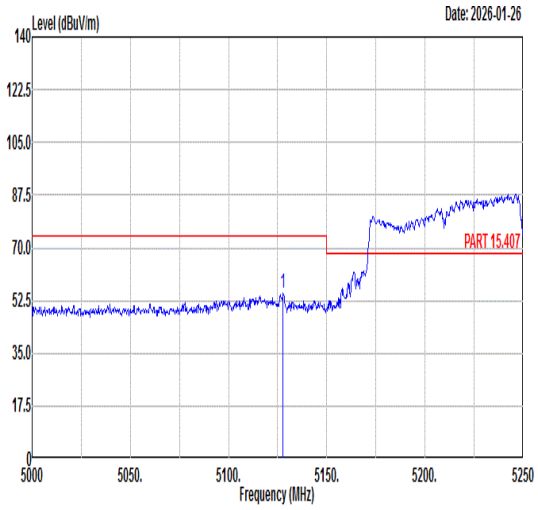 Freq Level Limit Line Margin (dB) Read Level Ant Factor Cable Loss Preamp Factor APos TPos Remark MHz dBuV/m dBuV/m dBuV dB/m dB dB cm deg 1 5127.75 55.06 74.00 -18.94 44.76 35.28 8.49 33.47 393 105 PEAK	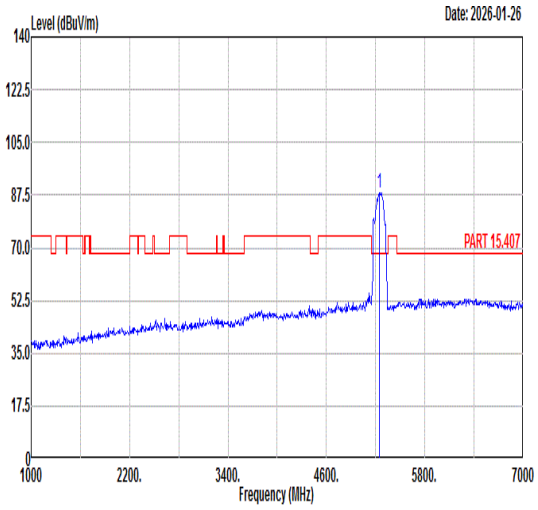 Freq Level Limit Line Margin (dB) Read Level Ant Factor Cable Loss Preamp Factor APos TPos Remark MHz dBuV/m dBuV/m dBuV dB/m dB dB cm deg 1 5250.00 88.43 ------ ------ 77.72 35.35 8.81 33.45 393 105 PEAK
Avg	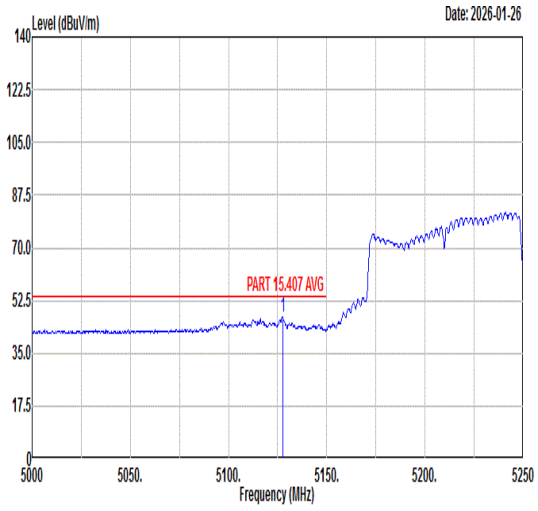 Freq Level Limit Line Margin (dB) Read Level Ant Factor Cable Loss Preamp Factor APos TPos Remark MHz dBuV/m dBuV/m dBuV dB/m dB dB cm deg 1 5127.50 46.98 54.00 -7.02 36.68 35.28 8.49 33.47 393 105 AVERAGE	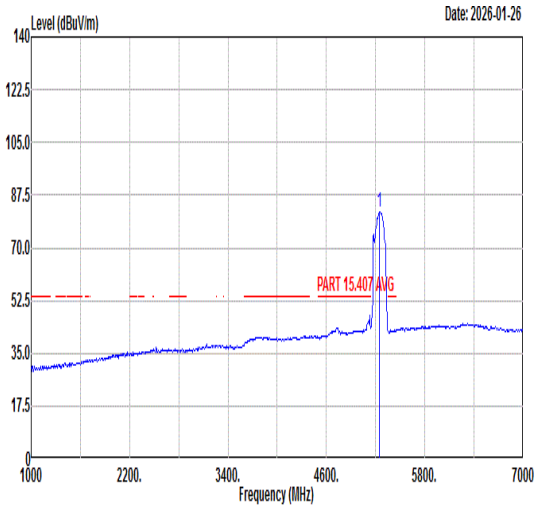 Freq Level Limit Line Margin (dB) Read Level Ant Factor Cable Loss Preamp Factor APos TPos Remark MHz dBuV/m dBuV/m dBuV dB/m dB dB cm deg 1 5250.00 81.94 ------ ------ 71.13 35.36 8.90 33.45 393 105 AVERAGE

Mode	29	
	Band Edge - R	
	U-NII-2A_5.25-5.35_802.11ac VHT160_CH50_5250MHz	
ANT	5+7	
Pol.	Vertical	Fundamental
Peak	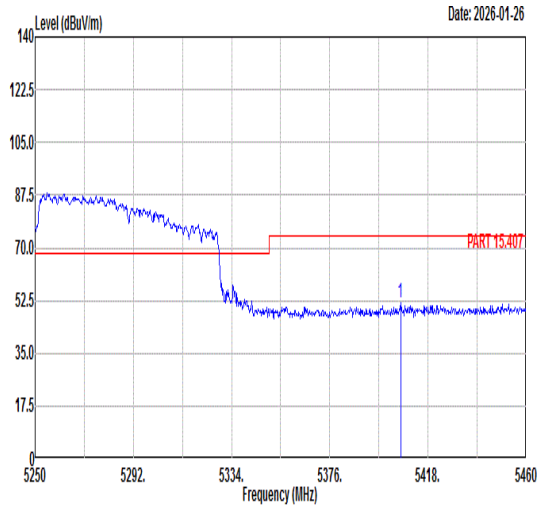 Limit Margin Read Ant Cable Preamp APos TPos Freq Level Line (dB) Level Factor Loss Factor Remark MHz dBuV/m dBuV/m dBuV dB/m dB dB cm deg 1 5406.24 51.77 74.00 -22.23 40.09 35.44 9.66 33.42 393 105 PEAK	Blank
Avg	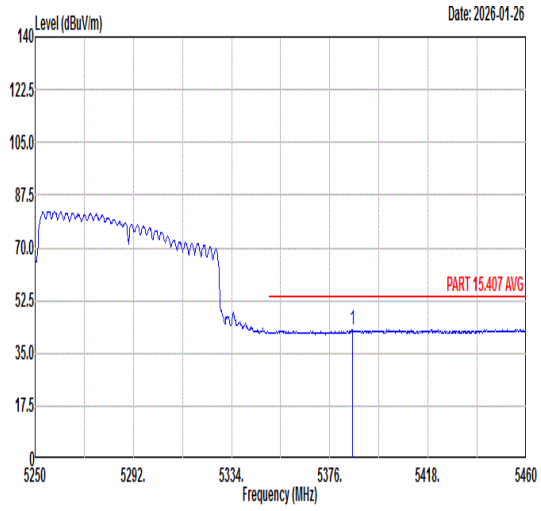 Limit Margin Read Ant Cable Preamp APos TPos Freq Level Line (dB) Level Factor Loss Factor Remark MHz dBuV/m dBuV/m dBuV dB/m dB dB cm deg 1 5385.66 42.86 54.00 -11.14 31.30 35.43 9.55 33.42 393 105 AVERAGE	Blank

Mode	29	
	Harmonic	
	U-NII-2A_5.25-5.35_802.11ac VHT160_CH50_5250MHz	
ANT	5+7	
Pol.	Horizontal	Vertical
Peak Avg	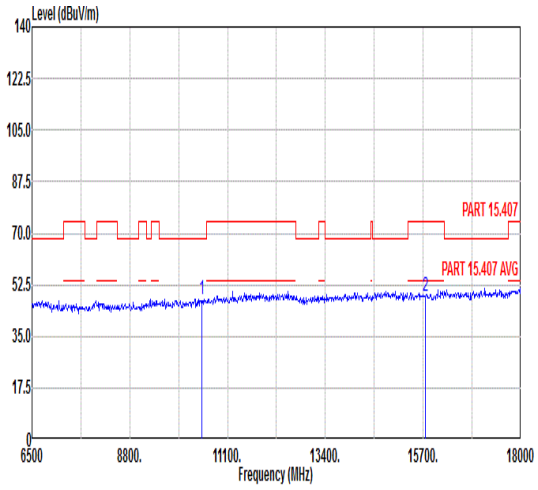 Freq Level Limit Line Margin Read Level Ant Factor Cable Loss Preamp Factor APos TPos Remark MHz dBuV/m dBuV/m dB dBuV dB/m dB dB cm deg 1 10500.00 47.42 68.30 -20.88 48.36 38.10 12.16 51.20 --- --- Peak 2 15750.00 48.63 74.00 -25.37 45.42 41.15 14.68 52.62 --- --- Peak	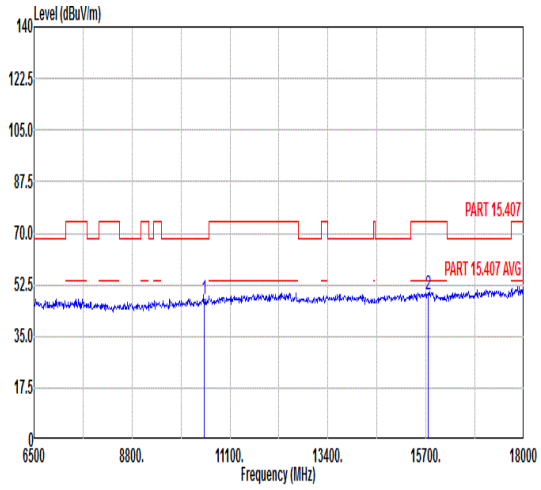 Freq Level Limit Line Margin Read Level Ant Factor Cable Loss Preamp Factor APos TPos Remark MHz dBuV/m dBuV/m dB dBuV dB/m dB dB cm deg 1 10500.00 47.29 68.30 -21.01 48.23 38.10 12.16 51.20 --- --- Peak 2 15750.00 48.94 74.00 -25.06 45.73 41.15 14.68 52.62 --- --- Peak

Mode	30	
	Band Edge - L	
	U-NII-2C_5.47-5.725_802.11ac VHT160_CH114_5570MHz	
ANT	5+7	
Pol.	Horizontal	Fundamental
Peak	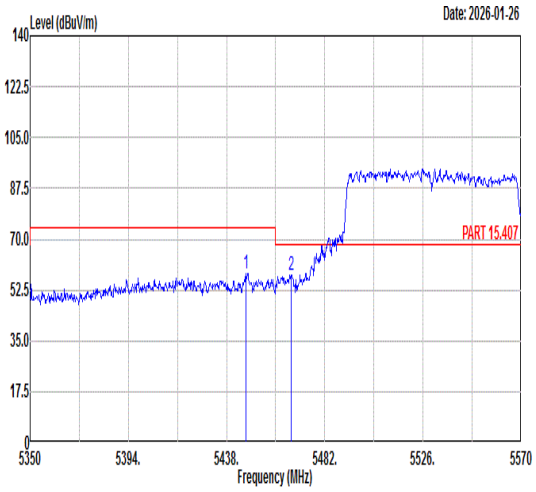 Freq Level Limit Line Margin (dB) Read Level Ant Factor Cable Loss Preamp Factor APos TPos Remark MHz dBuV/m dBuV/m dBuV dB/m dB dB cm deg 1 5446.80 58.13 74.00 -15.87 46.39 35.47 9.68 33.41 101 80 PEAK 2 5466.82 57.62 68.30 -10.68 45.86 35.48 9.69 33.41 101 80 PEAK	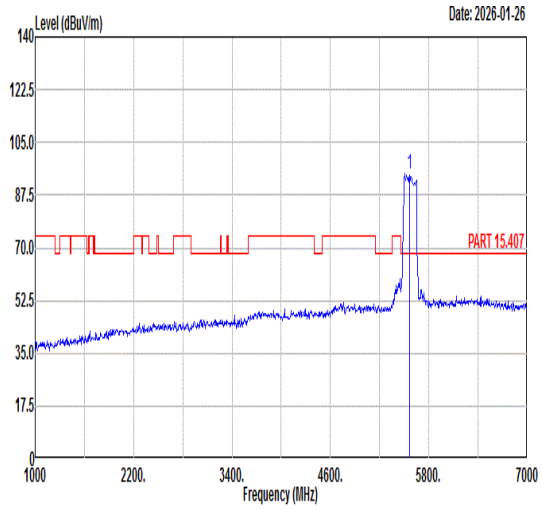 Freq Level Limit Line Margin (dB) Read Level Ant Factor Cable Loss Preamp Factor APos TPos Remark MHz dBuV/m dBuV/m dBuV dB/m dB dB cm deg 1 5570.00 94.51 ------ ------ 82.68 35.52 9.71 33.40 101 80 PEAK
Avg	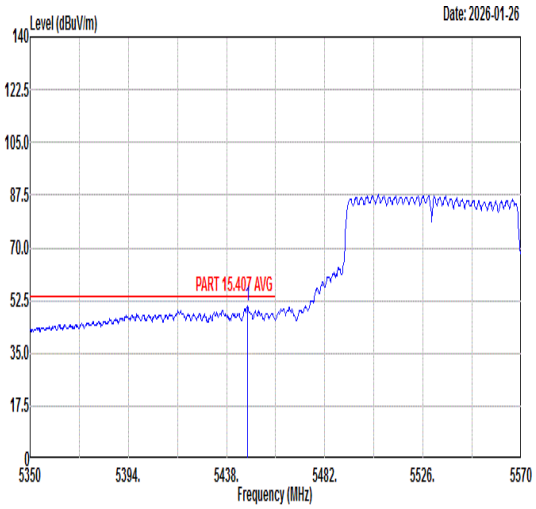 Freq Level Limit Line Margin (dB) Read Level Ant Factor Cable Loss Preamp Factor APos TPos Remark MHz dBuV/m dBuV/m dBuV dB/m dB dB cm deg 1 5447.24 50.82 54.00 -3.18 39.08 35.47 9.68 33.41 101 80 AVERAGE	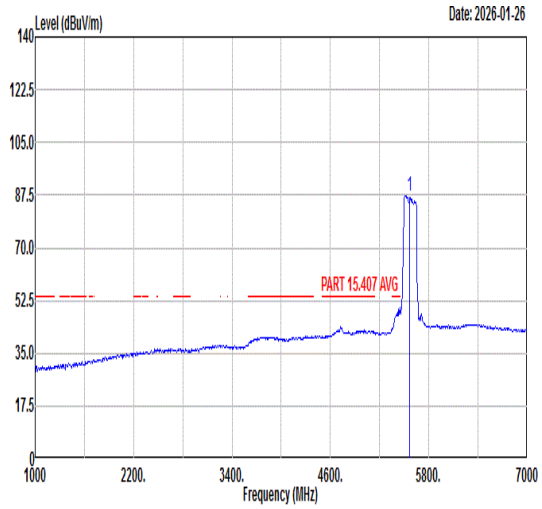 Freq Level Limit Line Margin (dB) Read Level Ant Factor Cable Loss Preamp Factor APos TPos Remark MHz dBuV/m dBuV/m dBuV dB/m dB dB cm deg 1 5570.00 87.18 ------ ------ 75.36 35.51 9.71 33.40 101 80 AVERAGE

Mode	30	
	Band Edge - R	
	U-NII-2C_5.47-5.725_802.11ac VHT160_CH114_5570MHz	
ANT	5+7	
Pol.	Horizontal	Fundamental
Peak	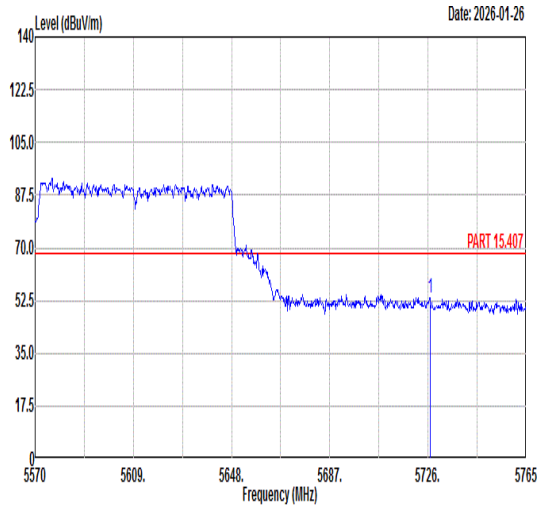 Freq Level Limit Line Margin (dB) Read Level Ant Factor Cable Loss Preamp Factor APos TPos Remark MHz dBuV/m dBuV/m dBuV dB/m dB dB cm deg 1 5726.78 53.23 68.30 -15.07 40.84 35.82 10.02 33.45 101 80 PEAK	Blank

Mode	30	
	Band Edge - L	
	U-NII-2C_5.47-5.725_802.11ac VHT160_CH114_5570MHz	
ANT	5+7	
Pol.	Vertical	Fundamental
Peak	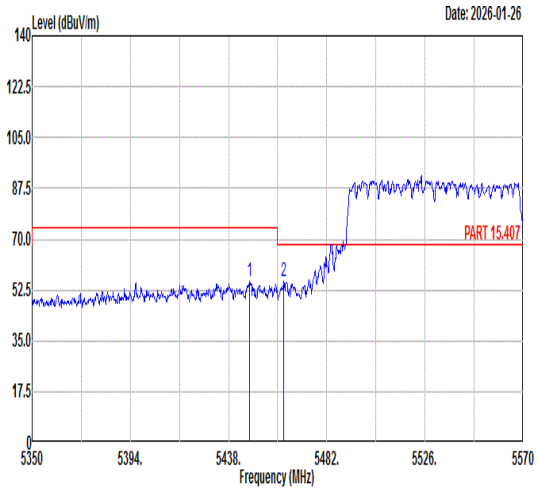 Freq Level Limit Line Margin (dB) Read Level Ant Factor Cable Loss Preamp Factor APos TPos Remark MHz dBuV/m dBuV/m dBuV dB/m dB dB cm deg 1 5447.24 55.71 74.00 -18.29 43.97 35.47 9.68 33.41 300 259 PEAK 2 5462.64 55.23 68.30 -13.07 43.47 35.48 9.69 33.41 300 259 PEAK	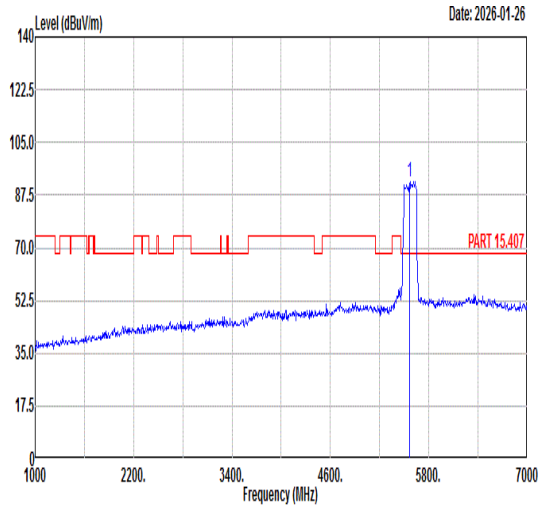 Freq Level Limit Line Margin (dB) Read Level Ant Factor Cable Loss Preamp Factor APos TPos Remark MHz dBuV/m dBuV/m dBuV dB/m dB dB cm deg 1 5570.00 92.18 ------ ------ 80.11 35.68 9.82 33.43 300 259 PEAK
Avg	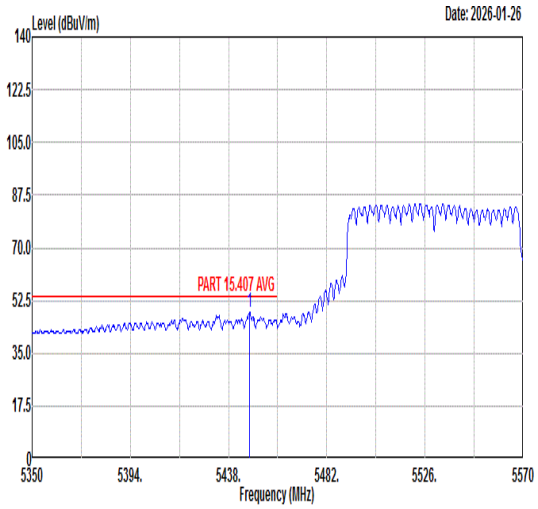 Freq Level Limit Line Margin (dB) Read Level Ant Factor Cable Loss Preamp Factor APos TPos Remark MHz dBuV/m dBuV/m dBuV dB/m dB dB cm deg 1 5447.46 48.86 54.00 -5.14 37.12 35.47 9.68 33.41 300 259 AVERAGE	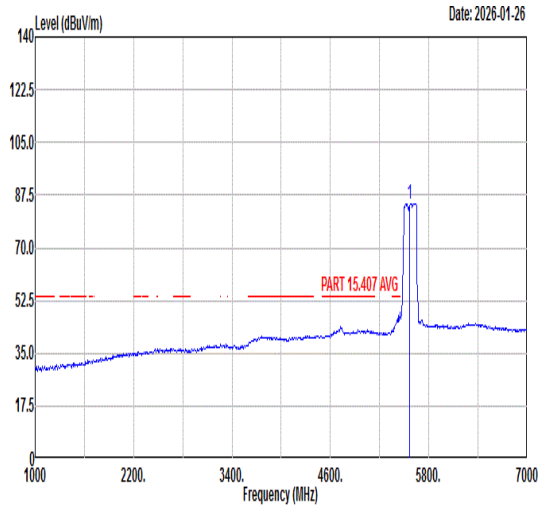 Freq Level Limit Line Margin (dB) Read Level Ant Factor Cable Loss Preamp Factor APos TPos Remark MHz dBuV/m dBuV/m dBuV dB/m dB dB cm deg 1 5570.00 84.68 ------ ------ 72.63 35.67 9.80 33.42 300 259 AVERAGE

Mode	30	
	Band Edge - R	
	U-NII-2C_5.47-5.725_802.11ac VHT160_CH114_5570MHz	
ANT	5+7	
Pol.	Vertical	Fundamental
Peak	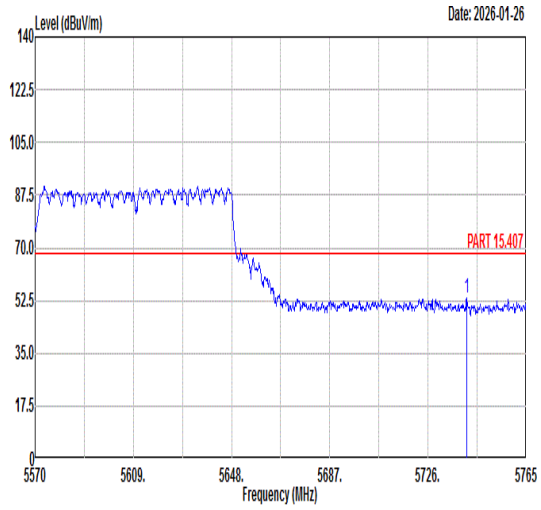 Freq Level Limit Line Margin (dB) Read Level Ant Factor Cable Loss Preamp Factor APos TPos Remark MHz dBuV/m dBuV/m dBuV dB/m dB dB cm deg 1 5741.41 53.15 68.30 -15.15 40.71 35.84 10.05 33.45 300 259 PEAK	Blank

Mode	30	
	Harmonic	
	U-NII-2C_5.47-5.725_802.11ac VHT160_CH114_5570MHz	
ANT	5+7	
Pol.	Horizontal	Vertical
Peak Avg	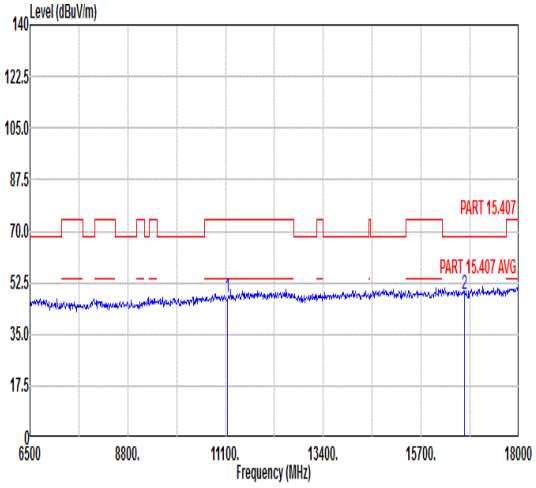 Freq Level Limit Line Margin Read Level Ant Factor Cable Loss Preamp Factor APos TPos Remark MHz dBuV/m dBuV/m dB dBuV dB/m dB dB cm deg 1 11140.00 47.69 74.00 -26.31 47.06 38.34 12.62 50.33 --- --- Peak 2 16710.00 48.52 68.30 -19.78 43.76 42.24 15.32 52.80 --- --- Peak	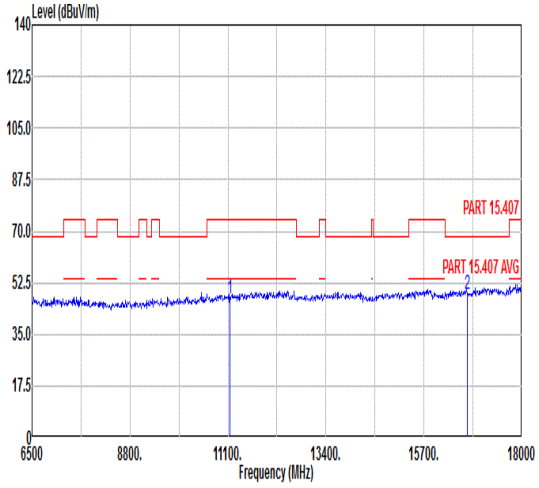 Freq Level Limit Line Margin Read Level Ant Factor Cable Loss Preamp Factor APos TPos Remark MHz dBuV/m dBuV/m dB dBuV dB/m dB dB cm deg 1 11140.00 47.28 74.00 -26.72 46.65 38.34 12.62 50.33 --- --- Peak 2 16710.00 48.87 68.30 -19.43 44.11 42.24 15.32 52.80 --- --- Peak

Mode	31	
	Harmonic	
	U-NII-2C_5.47-5.725_802.11a_CH144_5720MHz	
ANT	5+7	
Pol.	Horizontal	Vertical
Peak Avg	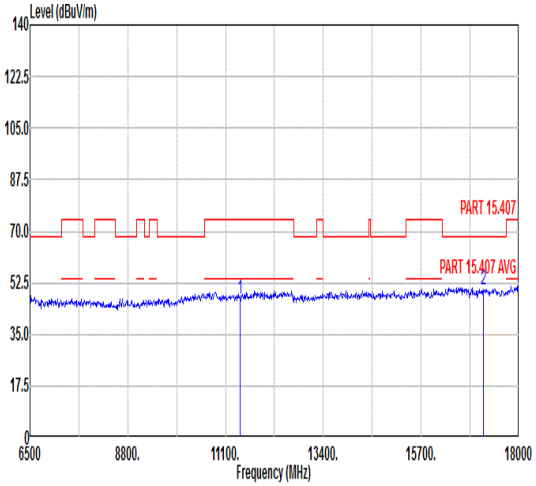 Freq Level Limit Line Margin Read Level Ant Factor Cable Loss Preamp Factor APos TPos Remark MHz dBuV/m dBuV/m dB dBuV dB/m dB dB cm deg 1 11440.00 47.07 74.00 -26.93 46.40 38.43 12.84 50.60 --- --- Peak 2 17160.00 50.37 68.30 -17.93 44.79 42.75 15.66 52.83 --- --- Peak	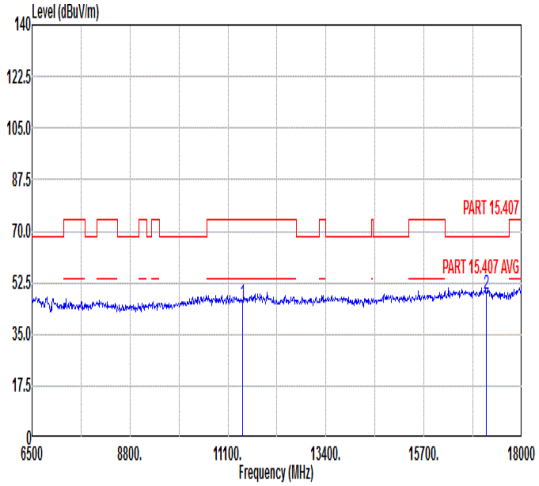 Freq Level Limit Line Margin Read Level Ant Factor Cable Loss Preamp Factor APos TPos Remark MHz dBuV/m dBuV/m dB dBuV dB/m dB dB cm deg 1 11440.00 45.29 74.00 -28.71 44.62 38.43 12.84 50.60 --- --- Peak 2 17160.00 48.63 68.30 -19.67 43.05 42.75 15.66 52.83 --- --- Peak

Mode	32	
	Band Edge	
	U-NII-2C_5.47-5.725_802.11n HT20_CH144_5720MHz	
ANT	5+7	
Pol.	Horizontal	Fundamental
Peak	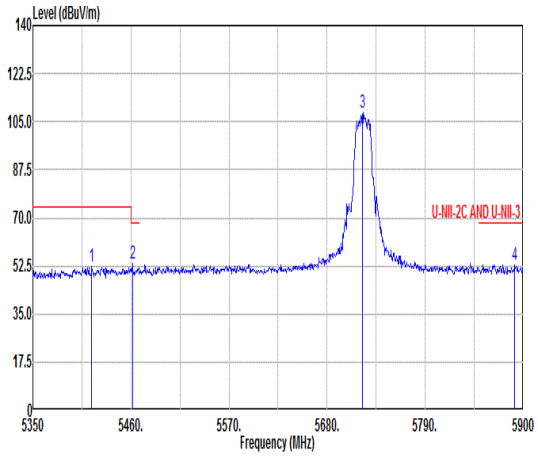 Freq Level Limit Line Margin Read Level Ant Factor Cable Loss Preamp Factor APos TPos Remark MHz dBuV/m dBuV/m dB dBuV dB/m dB dB cm deg 1 5416.00 52.41 74.00 -21.59 40.72 35.45 9.66 33.42 100 93 Peak 2 5461.65 53.21 68.30 -15.09 41.45 35.48 9.69 33.41 100 93 Peak 3 5720.00 108.24 ------ ------ 95.86 35.81 10.01 33.44 100 93 Peak 4 5890.65 52.76 68.30 -15.54 39.82 36.05 10.37 33.48 100 93 Peak	Blank
Avg	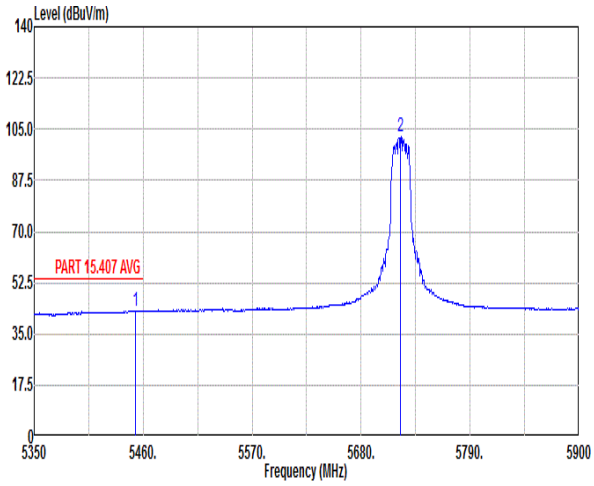 Freq Level Limit Line Margin Read Level Ant Factor Cable Loss Preamp Factor APos TPos Remark MHz dBuV/m dBuV/m dB dBuV dB/m dB dB cm deg 1 5452.30 42.96 54.00 -11.04 31.22 35.47 9.68 33.41 100 93 Average 2 5720.00 102.53 ------ ------ 90.15 35.81 10.01 33.44 100 93 Average	

Mode	32	
	Band Edge	
	U-NII-2C_5.47-5.725_802.11n HT20_CH144_5720MHz	
ANT	5+7	
Pol.	Vertical	Fundamental
Peak	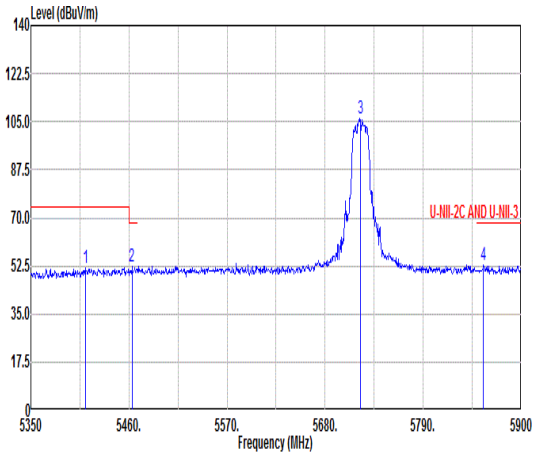 Freq Level Limit Line Margin Read Level Ant Factor Cable Loss Preamp Factor APos TPos Remark MHz dBuV/m dBuV/m dB dBuV dB/m dB dB cm deg 1 5411.05 51.71 74.00 -22.29 40.02 35.45 9.66 33.42 301 252 Peak 2 5463.30 52.20 68.30 -16.10 40.44 35.48 9.69 33.41 301 252 Peak 3 5720.00 106.00 ------ ------ 93.62 35.81 10.01 33.44 301 252 Peak 4 5857.65 52.60 68.30 -15.70 39.77 36.00 10.30 33.47 301 252 Peak	Blank
Avg	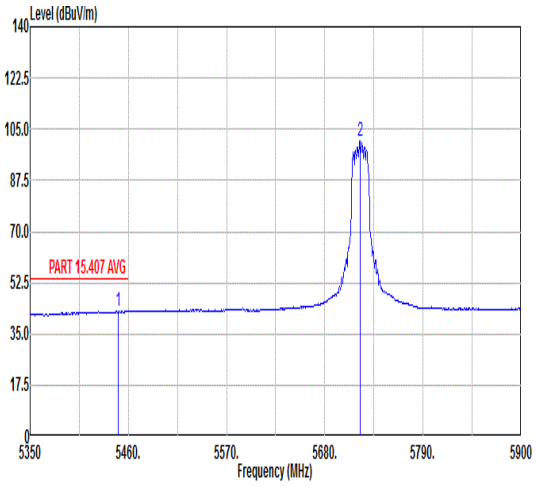 Freq Level Limit Line Margin Read Level Ant Factor Cable Loss Preamp Factor APos TPos Remark MHz dBuV/m dBuV/m dB dBuV dB/m dB dB cm deg 1 5448.45 42.93 54.00 -11.07 31.19 35.47 9.68 33.41 301 252 Average 2 5720.00 100.81 ------ ------ 88.43 35.81 10.01 33.44 301 252 Average	

Mode	32	
	Harmonic	
	U-NII-2C_5.47-5.725_802.11n HT20_CH144_5720MHz	
ANT	5+7	
Pol.	Horizontal	Vertical
Peak Avg	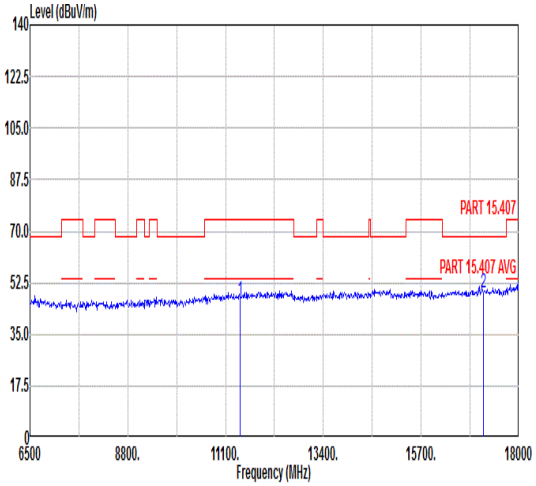 Freq Level Limit Line Margin Read Level Ant Factor Cable Loss Preamp Factor APos TPos Remark MHz dBuV/m dBuV/m dB dBuV dB/m dB dB cm deg 1 11440.00 46.47 74.00 -27.53 45.80 38.43 12.84 50.60 --- --- Peak 2 17160.00 49.34 68.30 -18.96 43.76 42.75 15.66 52.83 --- --- Peak	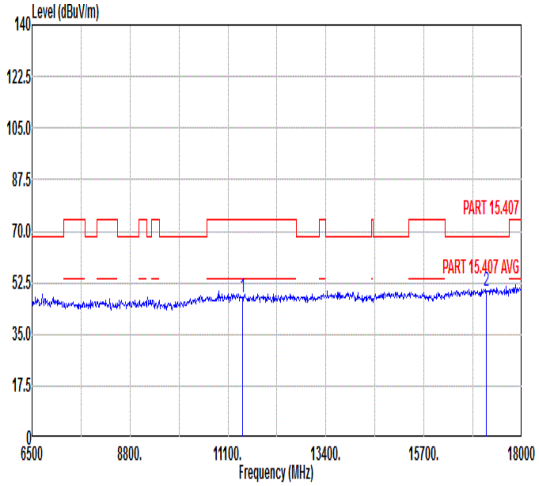 Freq Level Limit Line Margin Read Level Ant Factor Cable Loss Preamp Factor APos TPos Remark MHz dBuV/m dBuV/m dB dBuV dB/m dB dB cm deg 1 11440.00 47.29 74.00 -26.71 46.62 38.43 12.84 50.60 --- --- Peak 2 17160.00 49.44 68.30 -18.86 43.86 42.75 15.66 52.83 --- --- Peak

Mode	33	
	Band Edge	
	U-NII-2C_5.47-5.725_802.11n HT40_CH142_5710MHz	
ANT	5+7	
Pol.	Horizontal	Fundamental
Peak	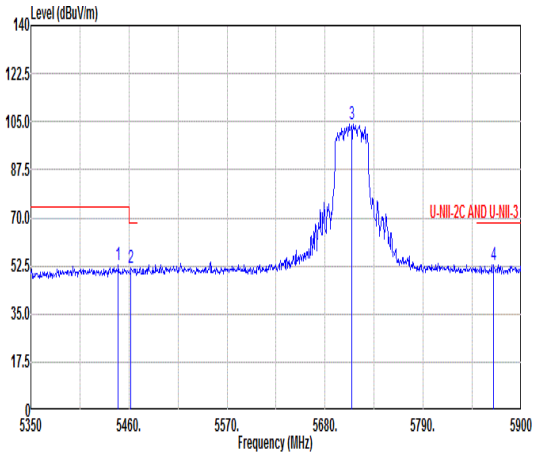 Freq Level Limit Line Margin Read Level Ant Factor Cable Loss Preamp Factor APos Remark TPos MHz dBuV/m dBuV/m dB dBuV dB/m dB dB cm deg 1 5447.90 52.57 74.00 -21.43 40.83 35.47 9.68 33.41 100 93 Peak 2 5462.20 51.56 68.30 -16.74 39.80 35.48 9.69 33.41 100 93 Peak 3 5710.00 104.12 ------ ------ 91.78 35.79 9.99 33.44 100 93 Peak 4 5869.20 53.05 68.30 -15.25 40.18 36.02 10.32 33.47 100 93 Peak	Blank
Avg	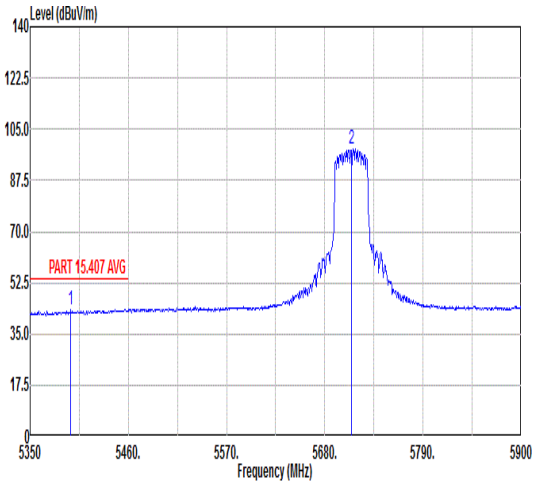 Freq Level Limit Line Margin Read Level Ant Factor Cable Loss Preamp Factor APos Remark TPos MHz dBuV/m dBuV/m dB dBuV dB/m dB dB cm deg 1 5395.65 43.26 54.00 -10.74 31.64 35.44 9.60 33.42 100 93 Average 2 5710.00 98.51 ------ ------ 86.17 35.79 9.99 33.44 100 93 Average	

Mode	33	
	Band Edge	
	U-NII-2C_5.47-5.725_802.11n HT40_CH142_5710MHz	
ANT	5+7	
Pol.	Vertical	Fundamental
Peak	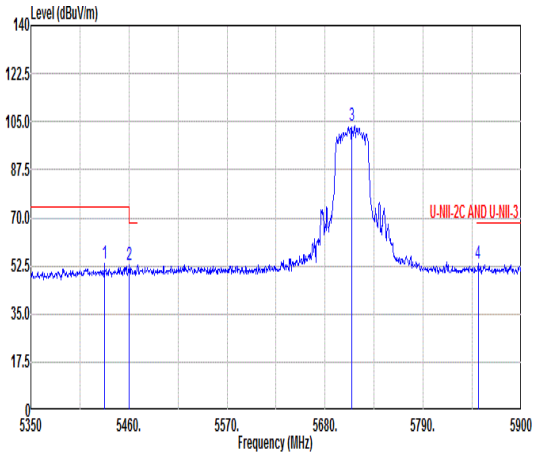 Freq Level Limit Line Margin Read Level Ant Factor Cable Loss Preamp Factor APos TPos Remark MHz dBuV/m dBuV/m dB dBuV dB/m dB dB cm deg 1 5432.50 53.48 74.00 -20.52 41.76 35.46 9.67 33.41 301 252 Peak 2 5460.00 53.01 68.30 -15.29 41.25 35.48 9.69 33.41 301 252 Peak 3 5710.00 103.29 ------ ------ 90.95 35.79 9.99 33.44 301 252 Peak 4 5851.60 53.14 68.30 -15.16 40.34 35.99 10.28 33.47 301 252 Peak	Blank
Avg	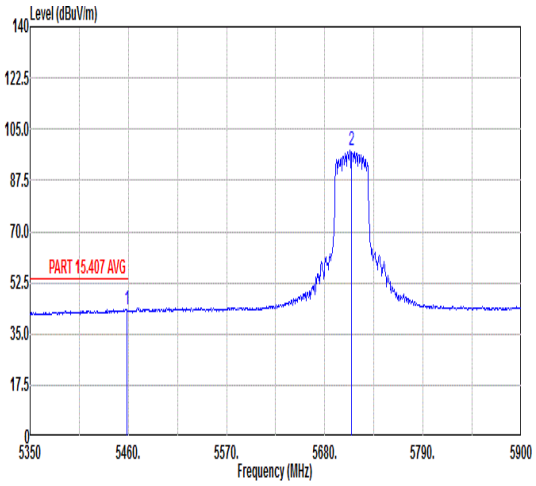 Freq Level Limit Line Margin Read Level Ant Factor Cable Loss Preamp Factor APos TPos Remark MHz dBuV/m dBuV/m dB dBuV dB/m dB dB cm deg 1 5458.35 43.43 54.00 -10.57 31.67 35.48 9.69 33.41 301 252 Average 2 5710.00 97.87 ------ ------ 85.53 35.79 9.99 33.44 301 252 Average	

Mode	33	
	Harmonic	
	U-NII-2C_5.47-5.725_802.11n HT40_CH142_5710MHz	
ANT	5+7	
Pol.	Horizontal	Vertical
Peak Avg	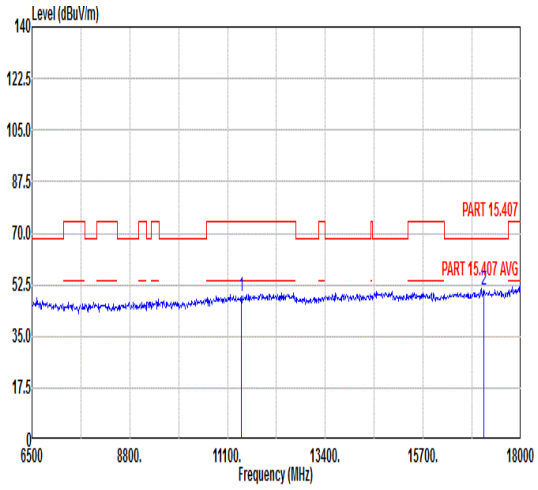 Freq Level Limit Line Margin Read Level Ant Factor Cable Loss Preamp Factor APos TPos Remark MHz dBuV/m dBuV/m dB dBuV dB/m dB dB cm deg 1 11420.00 48.85 74.00 -25.15 48.18 38.43 12.82 50.58 --- --- Peak 2 17130.00 50.57 68.30 -17.73 45.05 42.71 15.64 52.83 --- --- Peak	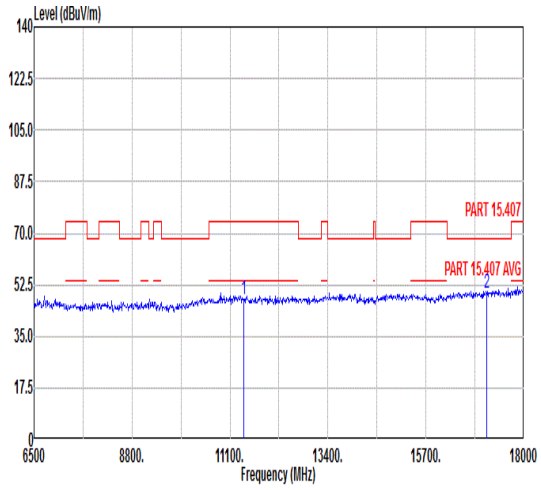 Freq Level Limit Line Margin Read Level Ant Factor Cable Loss Preamp Factor APos TPos Remark MHz dBuV/m dBuV/m dB dBuV dB/m dB dB cm deg 1 11420.00 47.79 74.00 -26.21 47.12 38.43 12.82 50.58 --- --- Peak 2 17130.00 49.86 68.30 -18.44 44.34 42.71 15.64 52.83 --- --- Peak

Mode	34	
	Band Edge	
	U-NII-2C_5.47-5.725_ 802.11ac VHT80_CH138_5690MHz	
ANT	5+7	
Pol.	Horizontal	Fundamental
Peak	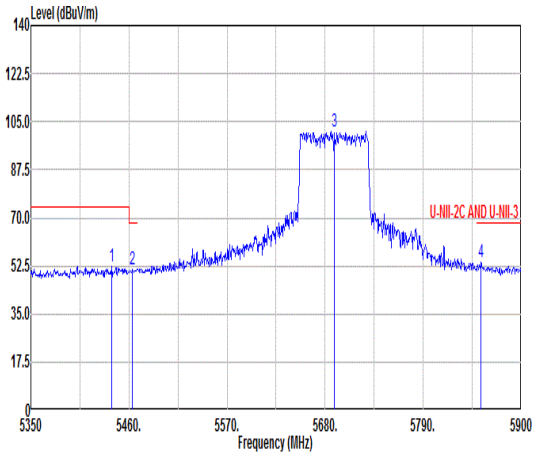 Freq Level Limit Line Margin Read Level Ant Factor Cable Loss Preamp Factor APos TPos Remark MHz dBuV/m dBuV/m dB dBuV dB/m dB dB cm deg 1 5440.75 52.12 74.00 -21.88 40.39 35.46 9.68 33.41 100 93 Peak 2 5463.85 51.47 68.30 -16.83 39.71 35.48 9.69 33.41 100 93 Peak 3 5690.00 101.60 ------ ------ 89.32 35.77 9.95 33.44 100 93 Peak 4 5854.90 53.68 68.30 -14.62 40.86 36.00 10.29 33.47 100 93 Peak	Blank
Avg	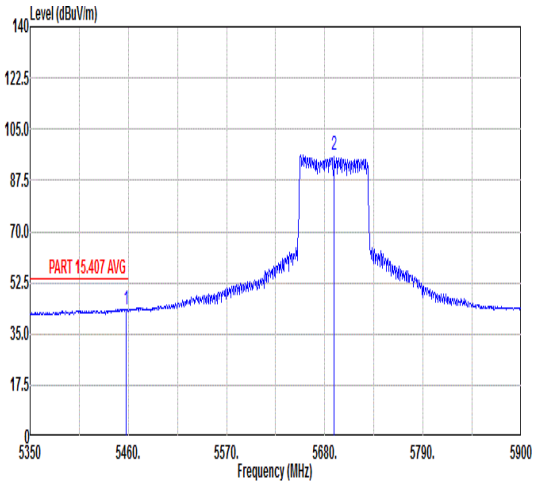 Freq Level Limit Line Margin Read Level Ant Factor Cable Loss Preamp Factor APos TPos Remark MHz dBuV/m dBuV/m dB dBuV dB/m dB dB cm deg 1 5457.25 43.25 54.00 -10.75 31.50 35.47 9.69 33.41 100 93 Average 2 5690.00 95.97 ------ ------ 83.69 35.77 9.95 33.44 100 93 Average	

Mode	34	
	Band Edge	
	U-NII-2C_5.47-5.725_ 802.11ac VHT80_CH138_5690MHz	
ANT	5+7	
Pol.	Vertical	Fundamental
Peak	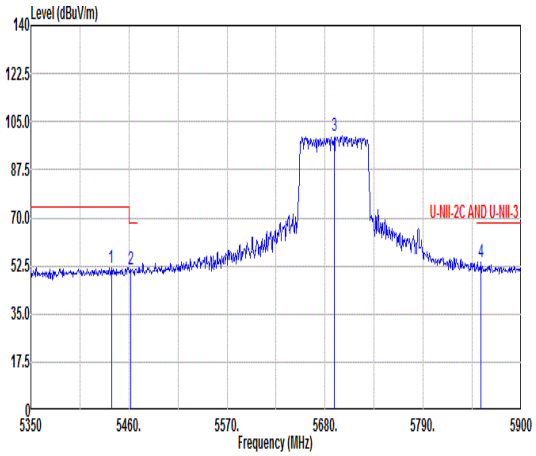 Freq Level Limit Line Margin Read Level Ant Factor Cable Loss Preamp Factor APos TPos Remark MHz dBuV/m dBuV/m dB dBuV dB/m dB dB cm deg 1 5440.20 52.02 74.00 -21.98 40.29 35.46 9.68 33.41 301 253 Peak 2 5461.65 51.26 68.30 -17.04 39.50 35.48 9.69 33.41 301 253 Peak 3 5690.00 99.72 ------ ------ 87.44 35.77 9.95 33.44 301 253 Peak 4 5854.35 54.12 68.30 -14.18 41.30 36.00 10.29 33.47 301 253 Peak	Blank
Avg	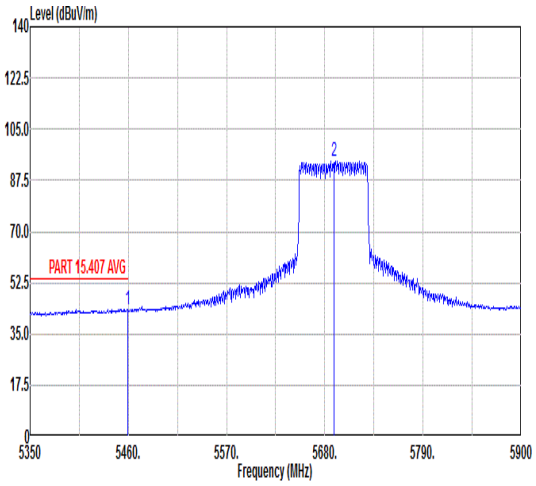 Freq Level Limit Line Margin Read Level Ant Factor Cable Loss Preamp Factor APos TPos Remark MHz dBuV/m dBuV/m dB dBuV dB/m dB dB cm deg 1 5458.90 43.40 54.00 -10.60 31.64 35.48 9.69 33.41 301 253 Average 2 5690.00 93.94 ------ ------ 81.66 35.77 9.95 33.44 301 253 Average	

Mode	34	
	Harmonic	
	U-NII-2C_5.47-5.725_ 802.11ac VHT80_CH138_5690MHz	
ANT	5+7	
Pol.	Horizontal	Vertical
Peak Avg	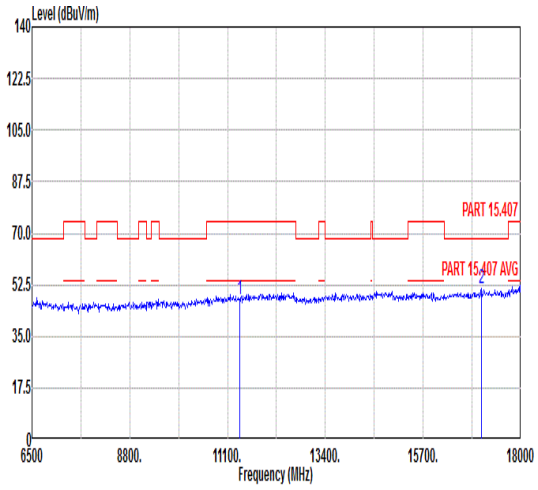 Freq Level Limit Line Margin Read Level Ant Factor Cable Loss Preamp Factor APos TPos Remark MHz dBuV/m dBuV/m dB dBuV dB/m dB dB cm deg 1 11380.00 47.64 74.00 -26.36 46.97 38.41 12.80 50.54 --- --- Peak 2 17070.00 51.38 68.30 -16.92 45.94 42.65 15.60 52.81 --- --- Peak	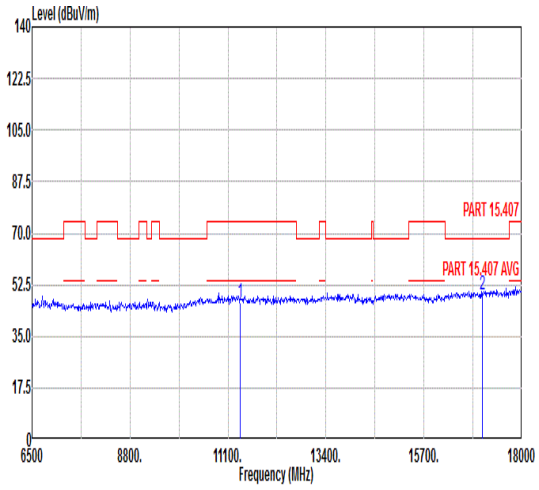 Freq Level Limit Line Margin Read Level Ant Factor Cable Loss Preamp Factor APos TPos Remark MHz dBuV/m dBuV/m dB dBuV dB/m dB dB cm deg 1 11380.00 46.29 74.00 -27.71 45.62 38.41 12.80 50.54 --- --- Peak 2 17070.00 49.25 68.30 -19.05 43.81 42.65 15.60 52.81 --- --- Peak

Mode	35	
	Band Edge	
	U-NII-1_5.15-5.25_802.11ax HE20_CH36_Full RU_5180MHz	
ANT	5+7	
Pol.	Horizontal	Fundamental
Peak	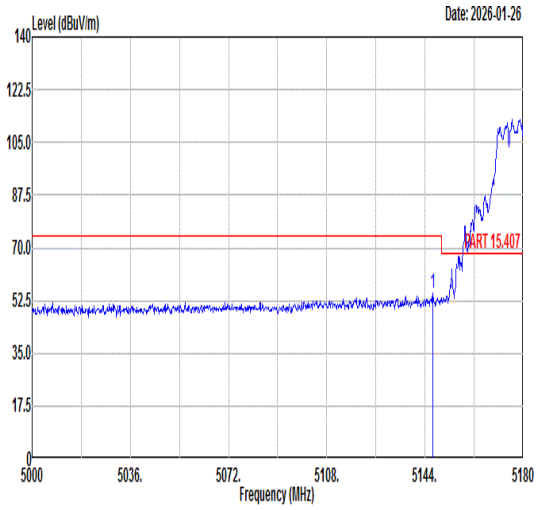 Freq Level Limit Line Margin (dB) Read Level Ant Factor Cable Loss Preamp Factor APos TPos Remark MHz dBuV/m dBuV/m dBuV dB/m dB dB cm deg 1 5146.88 54.70 74.00 -19.30 44.35 35.29 8.53 33.47 108 61 PEAK	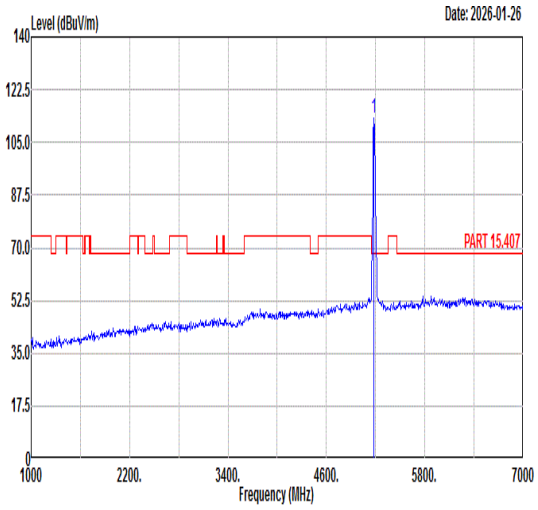 Freq Level Limit Line Margin (dB) Read Level Ant Factor Cable Loss Preamp Factor APos TPos Remark MHz dBuV/m dBuV/m dBuV dB/m dB dB cm deg 1 5180.00 113.09 ------ ------ 102.65 35.31 8.59 33.46 108 61 PEAK
Avg	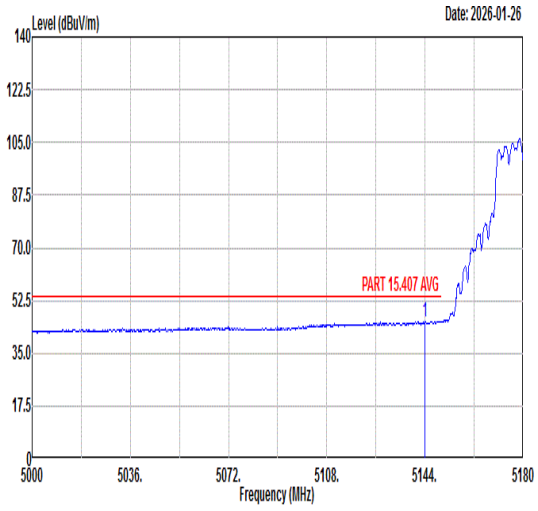 Freq Level Limit Line Margin (dB) Read Level Ant Factor Cable Loss Preamp Factor APos TPos Remark MHz dBuV/m dBuV/m dBuV dB/m dB dB cm deg 1 5144.00 45.49 54.00 -8.51 35.15 35.29 8.52 33.47 108 61 AVERAGE	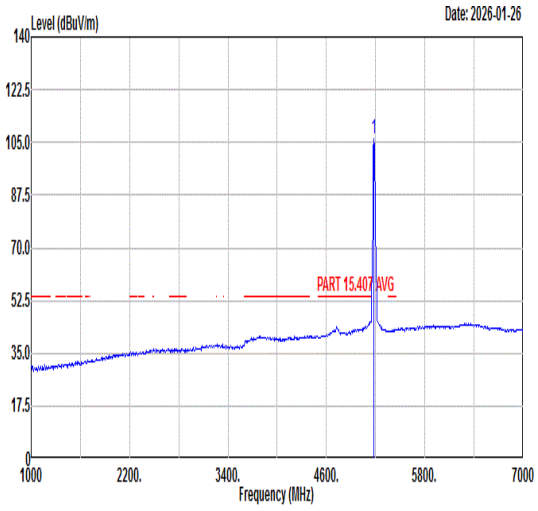 Freq Level Limit Line Margin (dB) Read Level Ant Factor Cable Loss Preamp Factor APos TPos Remark MHz dBuV/m dBuV/m dBuV dB/m dB dB cm deg 1 5180.00 106.08 ------ ------ 95.65 35.31 8.58 33.46 108 61 AVERAGE

Mode	35	
	Band Edge	
	U-NII-1_5.15-5.25_802.11ax HE20_CH36_Full RU_5180MHz	
ANT	5+7	
Pol.	Vertical	Fundamental
Peak	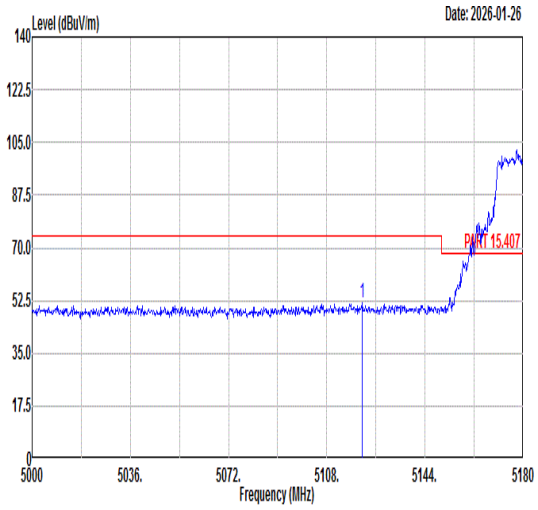 Freq Level Limit Line Margin (dB) Read Level Ant Factor Cable Loss Preamp Factor APos TPos Remark MHz dBuV/m dBuV/m dBuV dB/m dB dB cm deg 1 5120.96 51.68 74.00 -22.32 41.41 35.27 8.48 33.48 390 124 PEAK	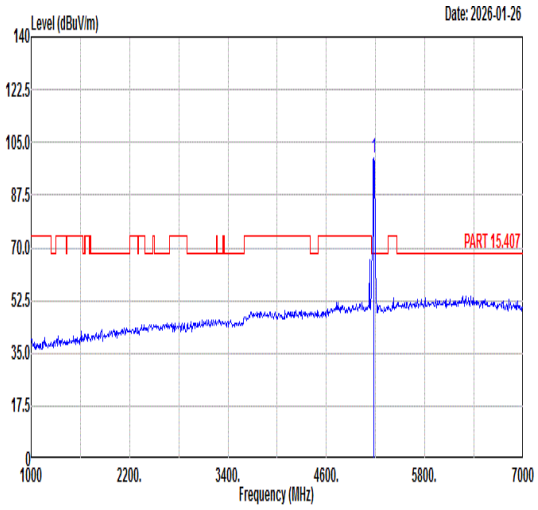 Freq Level Limit Line Margin (dB) Read Level Ant Factor Cable Loss Preamp Factor APos TPos Remark MHz dBuV/m dBuV/m dBuV dB/m dB dB cm deg 1 5180.00 99.98 ------ ------ 89.55 35.31 8.58 33.46 390 124 PEAK
Avg	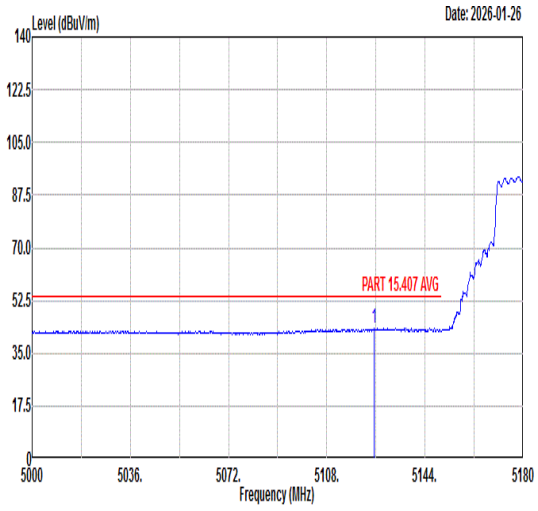 Freq Level Limit Line Margin (dB) Read Level Ant Factor Cable Loss Preamp Factor APos TPos Remark MHz dBuV/m dBuV/m dBuV dB/m dB dB cm deg 1 5125.46 43.40 54.00 -10.60 33.10 35.28 8.49 33.47 390 124 AVERAGE	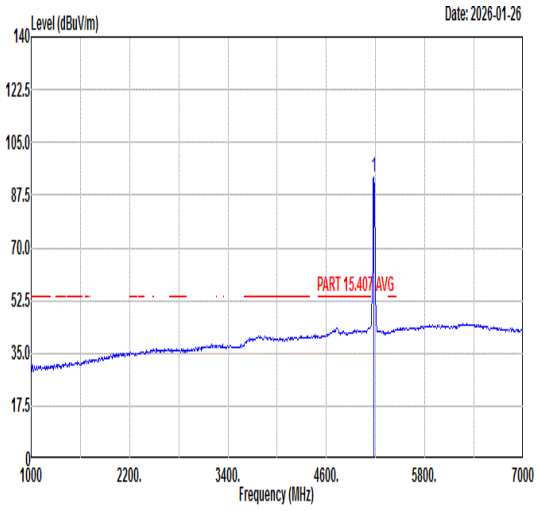 Freq Level Limit Line Margin (dB) Read Level Ant Factor Cable Loss Preamp Factor APos TPos Remark MHz dBuV/m dBuV/m dBuV dB/m dB dB cm deg 1 5180.00 93.45 ------ ------ 83.01 35.31 8.59 33.46 390 124 AVERAGE

Mode	35	
	Harmonic	
	U-NII-1_5.15-5.25_802.11ax HE20_CH36_Full RU_5180MHz	
ANT	5+7	
Pol.	Horizontal	Vertical
Peak Avg	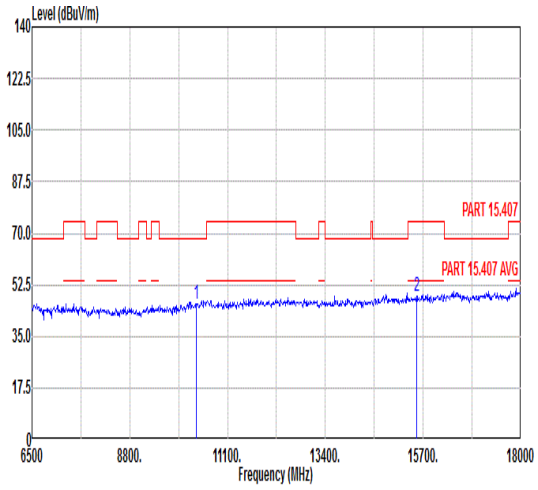 Freq Level Limit Line Margin Read Level Ant Factor Cable Loss Preamp Factor APos TPos Remark MHz dBuV/m dBuV/m dB dBuV dB/m dB dB cm deg 1 10360.00 46.14 68.30 -22.16 47.52 38.04 12.06 51.48 --- --- Peak 2 15540.00 48.41 74.00 -25.59 45.40 40.91 14.58 52.48 --- --- Peak	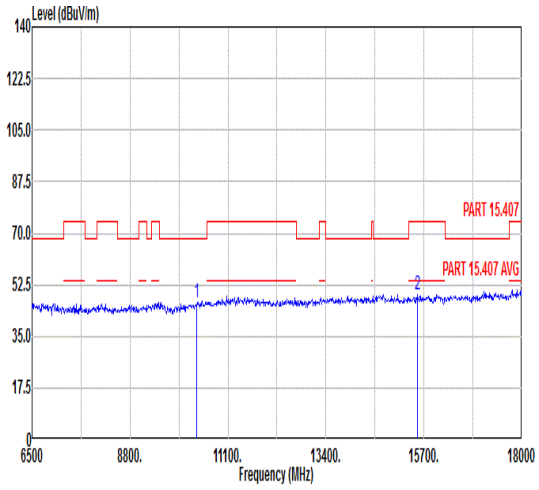 Freq Level Limit Line Margin Read Level Ant Factor Cable Loss Preamp Factor APos TPos Remark MHz dBuV/m dBuV/m dB dBuV dB/m dB dB cm deg 1 10360.00 46.31 68.30 -21.99 47.69 38.04 12.06 51.48 --- --- Peak 2 15540.00 48.96 74.00 -25.04 45.95 40.91 14.58 52.48 --- --- Peak

Mode	36	
	Harmonic	
	U-NII-1_5.15-5.25_802.11ax HE20_CH44_Full RU_5220MHz	
ANT	5+7	
Pol.	Horizontal	Vertical
Peak Avg	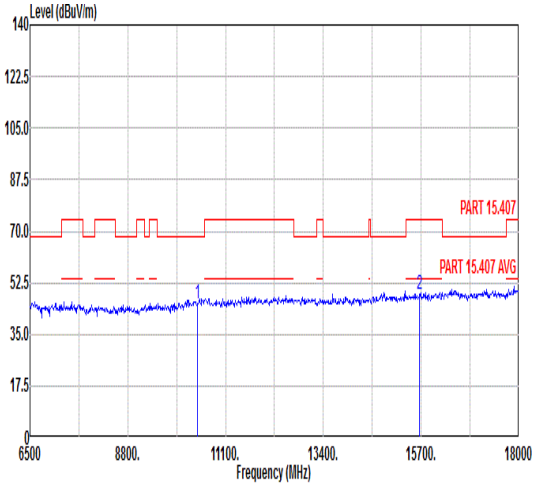 Freq Level Limit Line Margin Read Level Ant Factor Cable Loss Preamp Factor APos TPos Remark MHz dBuV/m dBuV/m dB dBuV dB/m dB dB cm deg 1 10440.00 45.37 68.30 -22.93 46.49 38.08 12.12 51.32 --- --- Peak 2 15660.00 48.79 74.00 -25.21 45.66 41.05 14.64 52.56 --- --- Peak	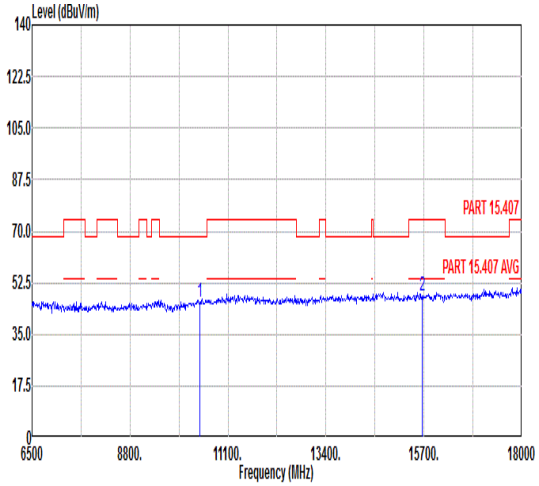 Freq Level Limit Line Margin Read Level Ant Factor Cable Loss Preamp Factor APos TPos Remark MHz dBuV/m dBuV/m dB dBuV dB/m dB dB cm deg 1 10440.00 45.78 68.30 -22.52 46.90 38.08 12.12 51.32 --- --- Peak 2 15660.00 48.12 74.00 -25.88 44.99 41.05 14.64 52.56 --- --- Peak

Mode	37	
	Harmonic	
	U-NII-1_5.15-5.25_802.11ax HE20_CH48_Full RU_5240MHz	
ANT	5+7	
Pol.	Horizontal	Vertical
Peak Avg	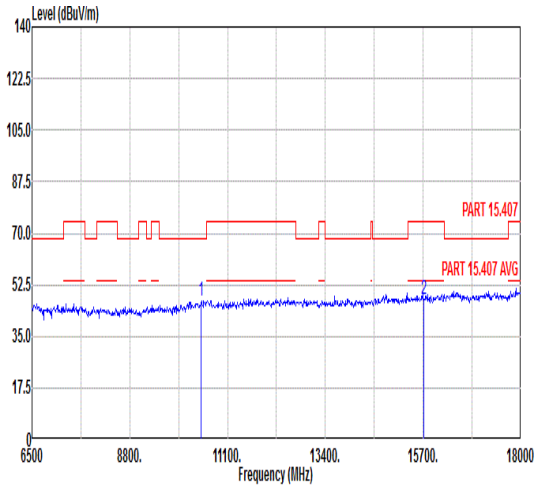 Freq Level Limit Line Margin Read Level Ant Factor Cable Loss Preamp Factor APos TPos Remark MHz dBuV/m dBuV/m dB dBuV dB/m dB dB cm deg 1 10480.00 46.85 68.30 -21.45 47.85 38.09 12.15 51.24 --- --- Peak 2 15720.00 47.57 74.00 -26.43 44.39 41.12 14.66 52.60 --- --- Peak	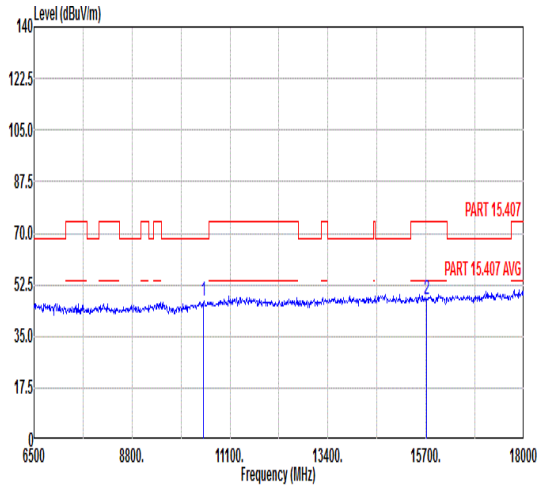 Freq Level Limit Line Margin Read Level Ant Factor Cable Loss Preamp Factor APos TPos Remark MHz dBuV/m dBuV/m dB dBuV dB/m dB dB cm deg 1 10480.00 46.83 68.30 -21.47 47.83 38.09 12.15 51.24 --- --- Peak 2 15720.00 47.67 74.00 -26.33 44.49 41.12 14.66 52.60 --- --- Peak

Mode	38	
	Harmonic	
	U-NII-2A_5.25-5.35_802.11ax HE20_CH52_Full RU_5260MHz	
ANT	5+7	
Pol.	Horizontal	Vertical
Peak Avg	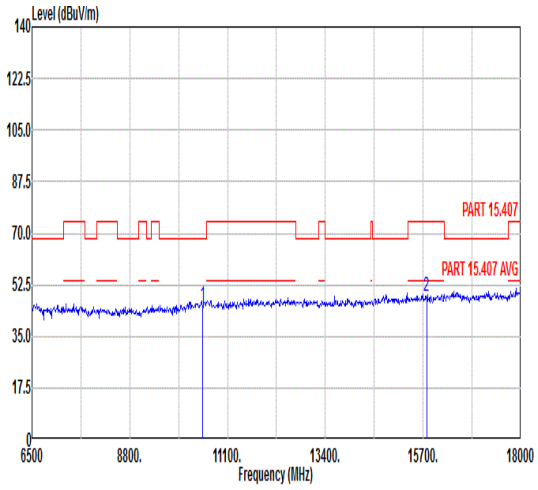 Freq Level Limit Line Margin Read Level Ant Factor Cable Loss Preamp Factor APos TPos Remark MHz dBuV/m dBuV/m dB dBuV dB/m dB dB cm deg 1 10520.00 45.46 68.30 -22.84 46.33 38.11 12.18 51.16 --- --- Peak 2 15780.00 48.35 74.00 -25.65 45.13 41.18 14.69 52.65 --- --- Peak	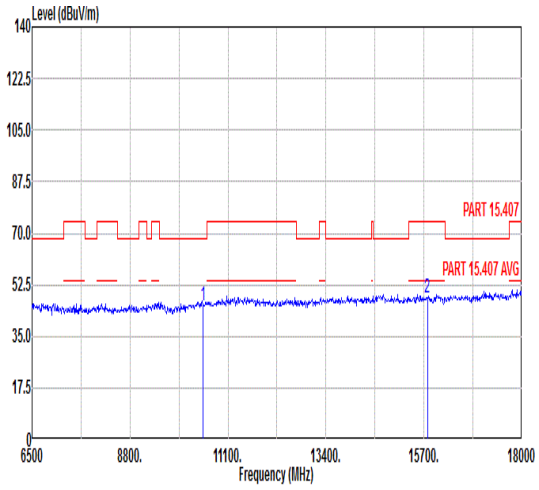 Freq Level Limit Line Margin Read Level Ant Factor Cable Loss Preamp Factor APos TPos Remark MHz dBuV/m dBuV/m dB dBuV dB/m dB dB cm deg 1 10520.00 45.32 68.30 -22.98 46.19 38.11 12.18 51.16 --- --- Peak 2 15780.00 48.26 74.00 -25.74 45.04 41.18 14.69 52.65 --- --- Peak

Mode	39	
	Harmonic	
	U-NII-2A_5.25-5.35_802.11ax HE20_CH60_Full RU_5300MHz	
ANT	5+7	
Pol.	Horizontal	Vertical
Peak Avg	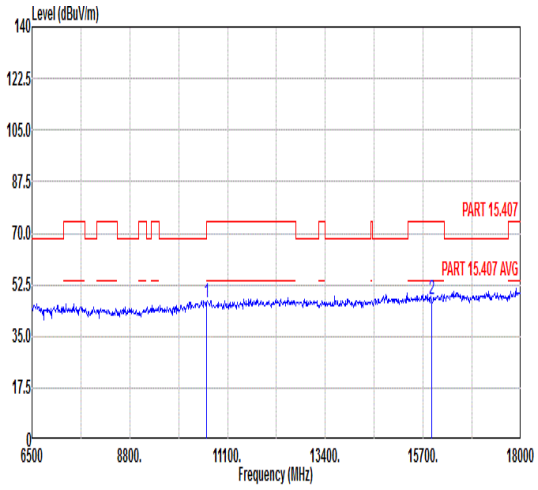 Freq Level Limit Line Margin Read Level Ant Factor Cable Loss Preamp Factor APos TPos Remark MHz dBuV/m dBuV/m dB dBuV dB/m dB dB cm deg 1 10600.00 46.61 74.00 -27.39 47.24 38.14 12.23 51.00 --- --- Peak 2 15900.00 47.74 74.00 -26.26 44.40 41.32 14.75 52.73 --- --- Peak	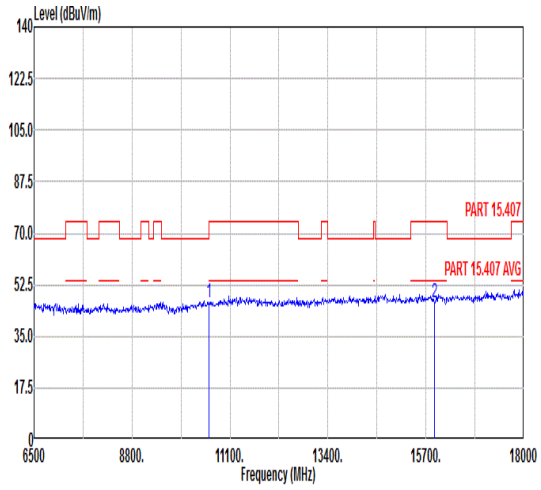 Freq Level Limit Line Margin Read Level Ant Factor Cable Loss Preamp Factor APos TPos Remark MHz dBuV/m dBuV/m dB dBuV dB/m dB dB cm deg 1 10600.00 46.53 74.00 -27.47 47.16 38.14 12.23 51.00 --- --- Peak 2 15900.00 46.75 74.00 -27.25 43.41 41.32 14.75 52.73 --- --- Peak

Mode	40	
	Band Edge	
	U-NII-2A_5.25-5.35_802.11ax HE20_CH64_Full RU_5320MHz	
ANT	5+7	
Pol.	Horizontal	Fundamental
Peak	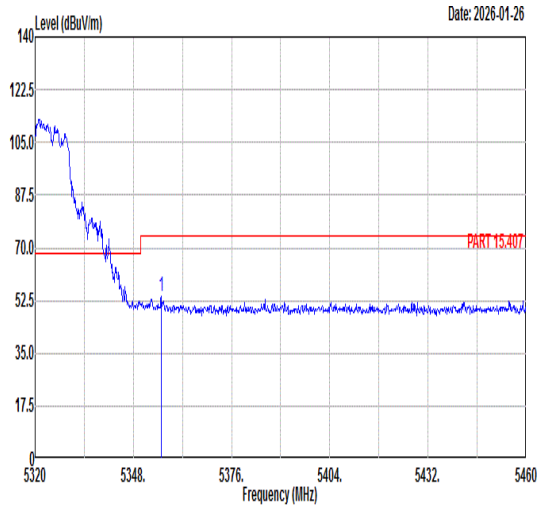 Freq Level Limit Line Margin (dB) Read Level Ant Factor Cable Loss Preamp Factor APos TPos Remark MHz dBuV/m dBuV/m dBuV dB/m dB dB cm deg 1 5355.98 53.89 74.00 -20.11 42.51 35.41 9.40 33.43 100 59 PEAK	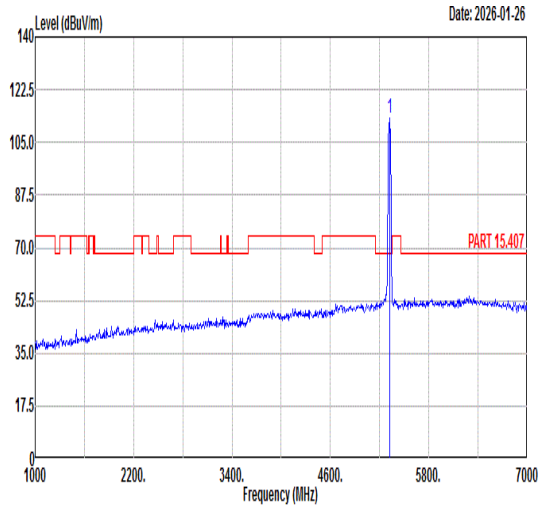 Freq Level Limit Line Margin (dB) Read Level Ant Factor Cable Loss Preamp Factor APos TPos Remark MHz dBuV/m dBuV/m dBuV dB/m dB dB cm deg 1 5320.00 113.09 ------ ------ 101.88 35.40 9.24 33.43 100 59 PEAK
Avg	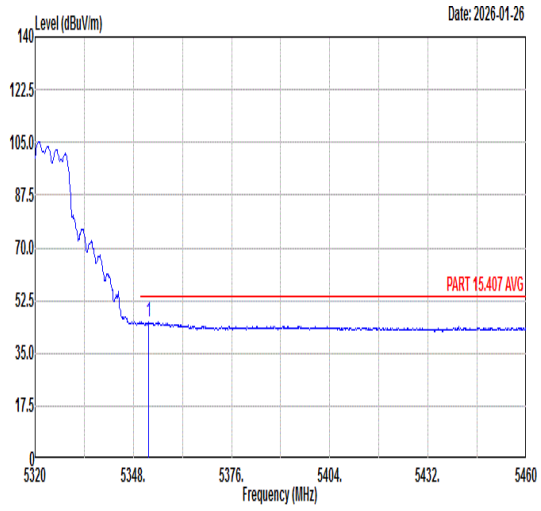 Freq Level Limit Line Margin (dB) Read Level Ant Factor Cable Loss Preamp Factor APos TPos Remark MHz dBuV/m dBuV/m dBuV dB/m dB dB cm deg 1 5352.34 45.33 54.00 -8.67 33.97 35.41 9.38 33.43 100 59 AVERAGE	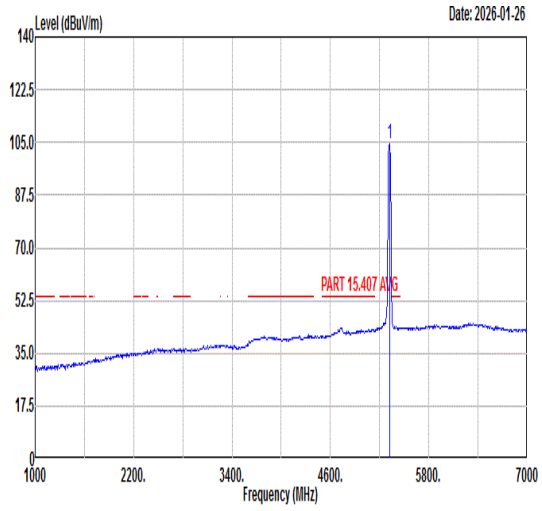 Freq Level Limit Line Margin (dB) Read Level Ant Factor Cable Loss Preamp Factor APos TPos Remark MHz dBuV/m dBuV/m dBuV dB/m dB dB cm deg 1 5320.00 104.80 ------ ------ 93.64 35.39 9.21 33.44 100 59 AVERAGE

Mode	40	
	Band Edge	
	U-NII-2A_5.25-5.35_802.11ax HE20_CH64_Full RU_5320MHz	
ANT	5+7	
Pol.	Vertical	Fundamental
Peak	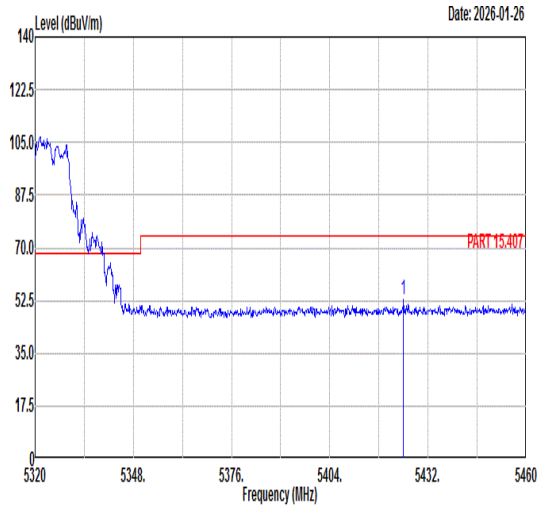 Freq Level Limit Line Margin (dB) Read Level Ant Factor Cable Loss Preamp Factor APos TPos Remark MHz dBuV/m dBuV/m dBuV dB/m dB dB cm deg 1 5425.00 52.59 74.00 -21.41 40.88 35.46 9.67 33.42 280 249 PEAK	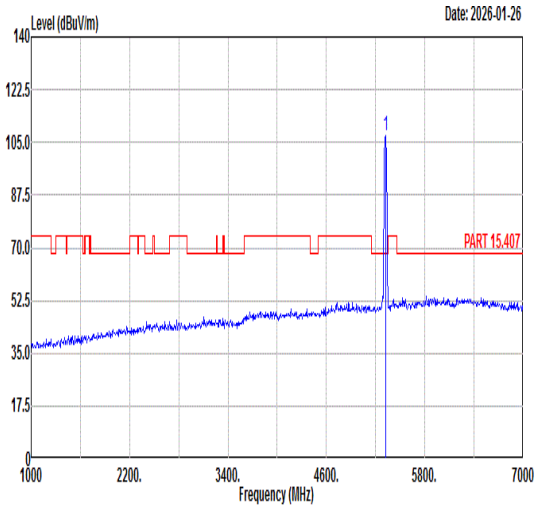 Freq Level Limit Line Margin (dB) Read Level Ant Factor Cable Loss Preamp Factor APos TPos Remark MHz dBuV/m dBuV/m dBuV dB/m dB dB cm deg 1 5320.00 107.50 ------ ------ 96.34 35.39 9.21 33.44 280 249 PEAK
Avg	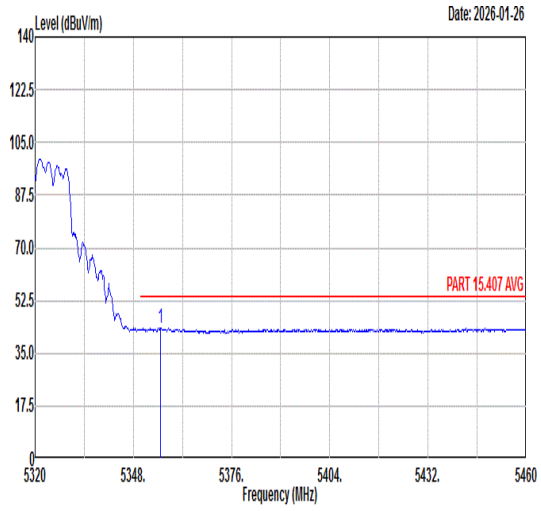 Freq Level Limit Line Margin (dB) Read Level Ant Factor Cable Loss Preamp Factor APos TPos Remark MHz dBuV/m dBuV/m dBuV dB/m dB dB cm deg 1 5355.84 43.27 54.00 -10.73 31.89 35.41 9.40 33.43 280 249 AVERAGE	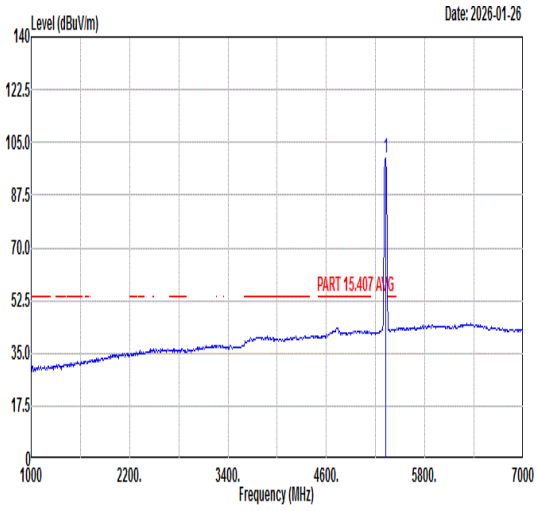 Freq Level Limit Line Margin (dB) Read Level Ant Factor Cable Loss Preamp Factor APos TPos Remark MHz dBuV/m dBuV/m dBuV dB/m dB dB cm deg 1 5320.00 99.77 ------ ------ 88.61 35.39 9.21 33.44 280 249 AVERAGE

Mode	40	
	Harmonic	
	U-NII-2A_5.25-5.35_802.11ax HE20_CH64_Full RU_5320MHz	
ANT	5+7	
Pol.	Horizontal	Vertical
Peak Avg	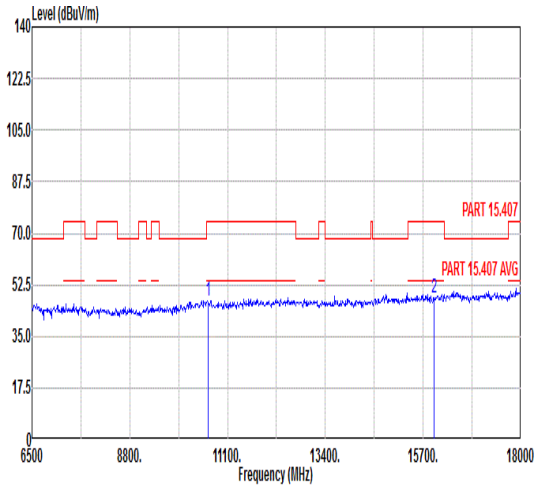 Freq Level Limit Line Margin Read Level Ant Factor Cable Loss Preamp Factor APos TPos Remark MHz dBuV/m dBuV/m dB dBuV dB/m dB dB cm deg 1 10640.00 46.99 74.00 -27.01 47.49 38.16 12.26 50.92 --- --- Peak 2 15960.00 47.85 74.00 -26.15 44.46 41.39 14.77 52.77 --- --- Peak	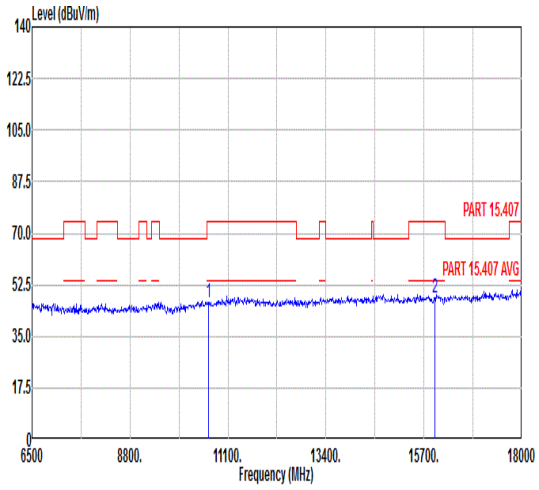 Freq Level Limit Line Margin Read Level Ant Factor Cable Loss Preamp Factor APos TPos Remark MHz dBuV/m dBuV/m dB dBuV dB/m dB dB cm deg 1 10640.00 46.55 74.00 -27.45 47.05 38.16 12.26 50.92 --- --- Peak 2 15960.00 48.13 74.00 -25.87 44.74 41.39 14.77 52.77 --- --- Peak

Mode	41	
	Band Edge	
	U-NII-2C_5.47-5.725_802.11ax HE20_CH100_Full RU_5500MHz	
ANT	5+7	
Pol.	Horizontal	Fundamental
Peak	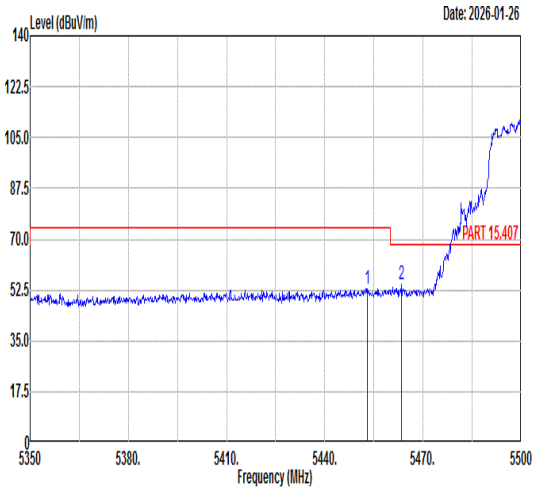 Freq Level Limit Line Margin (dB) Read Level Ant Factor Cable Loss Preamp Factor APos TPos Remark MHz dBuV/m dBuV/m dBuV dB/m dB dB cm deg 1 5453.05 53.03 74.00 -20.97 41.29 35.47 9.68 33.41 100 85 PEAK 2 5463.40 54.21 68.30 -14.09 42.45 35.48 9.69 33.41 100 85 PEAK	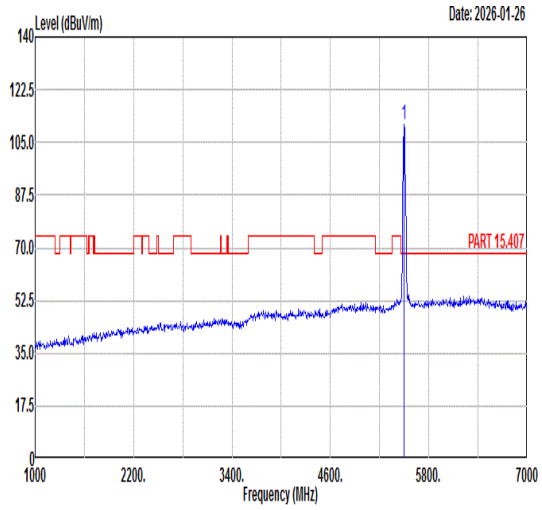 Freq Level Limit Line Margin (dB) Read Level Ant Factor Cable Loss Preamp Factor APos TPos Remark MHz dBuV/m dBuV/m dBuV dB/m dB dB cm deg 1 5500.00 111.16 ------ ------ 99.35 35.50 9.71 33.40 100 85 PEAK
Avg	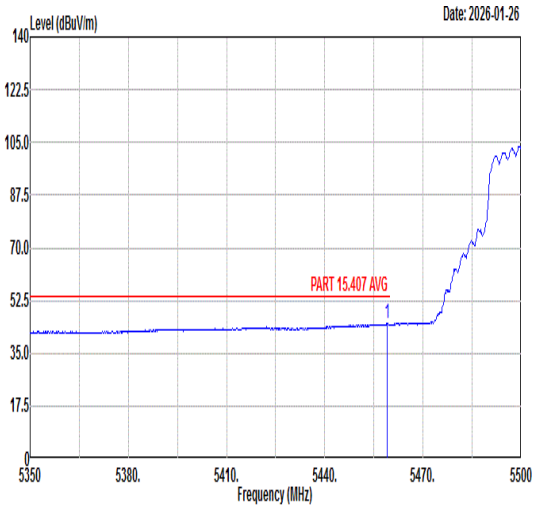 Freq Level Limit Line Margin (dB) Read Level Ant Factor Cable Loss Preamp Factor APos TPos Remark MHz dBuV/m dBuV/m dBuV dB/m dB dB cm deg 1 5459.05 44.88 54.00 -9.12 33.12 35.48 9.69 33.41 100 85 AVERAGE	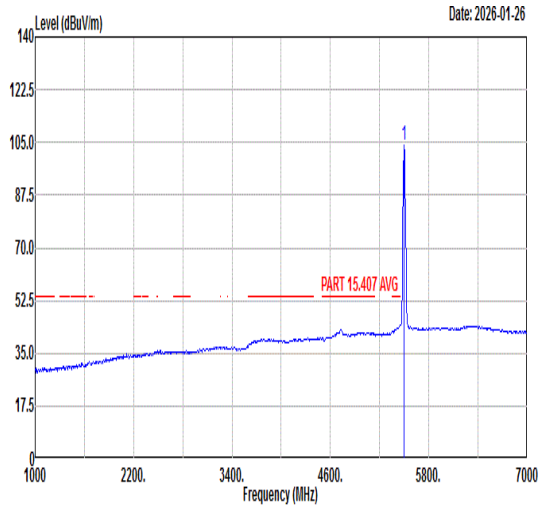 Freq Level Limit Line Margin (dB) Read Level Ant Factor Cable Loss Preamp Factor APos TPos Remark MHz dBuV/m dBuV/m dBuV dB/m dB dB cm deg 1 5500.00 103.85 ------ ------ 92.04 35.50 9.71 33.40 100 85 AVERAGE

Mode	41	
	Band Edge	
	U-NII-2C_5.47-5.725_802.11ax HE20_CH100_Full RU_5500MHz	
ANT	5+7	
Pol.	Vertical	Fundamental
Peak	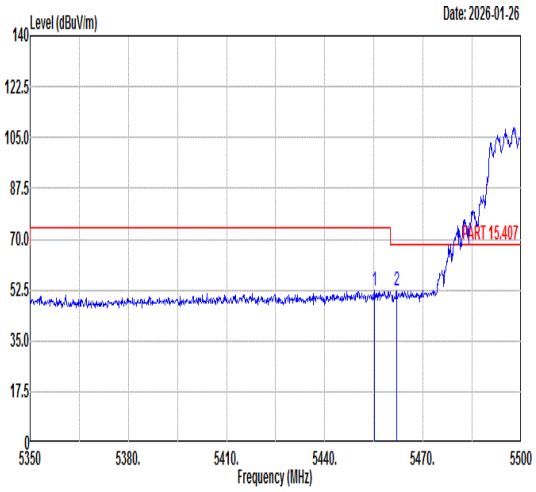 Freq Level Limit Line Margin (dB) Read Level Ant Factor Cable Loss Preamp Factor APos TPos Remark 1 5455.15 52.15 74.00 -21.85 40.41 35.47 9.68 33.41 300 255 PEAK 2 5461.90 52.18 68.30 -16.12 40.42 35.48 9.69 33.41 300 255 PEAK	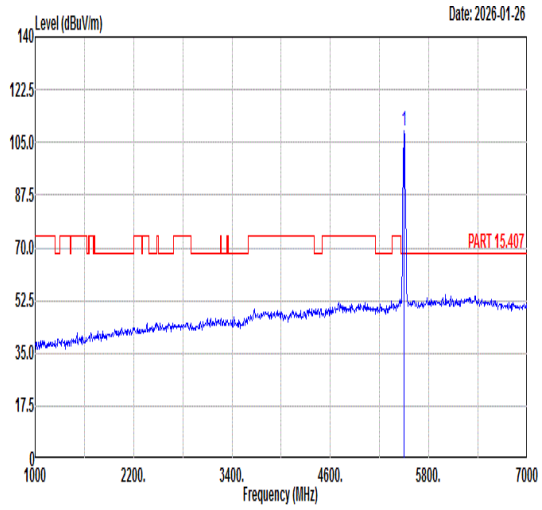 Freq Level Limit Line Margin (dB) Read Level Ant Factor Cable Loss Preamp Factor APos TPos Remark 1 5500.00 108.90 ------ ------ 97.09 35.50 9.71 33.40 300 255 PEAK
Avg	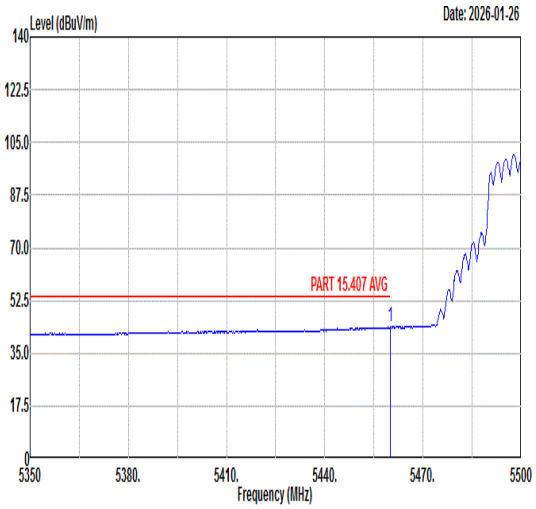 Freq Level Limit Line Margin (dB) Read Level Ant Factor Cable Loss Preamp Factor APos TPos Remark 1 5459.95 43.71 54.00 -10.29 31.95 35.48 9.69 33.41 300 255 AVERAGE	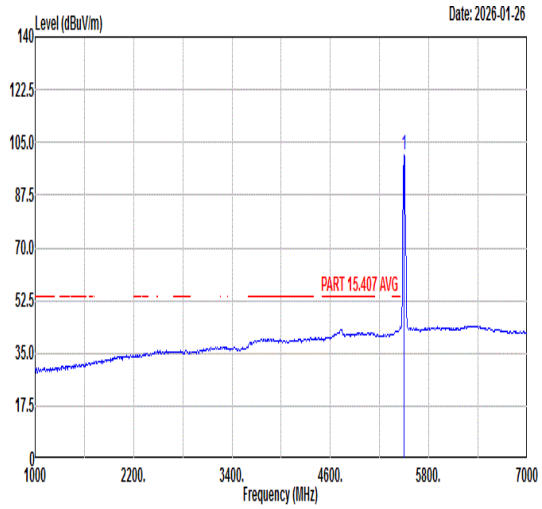 Freq Level Limit Line Margin (dB) Read Level Ant Factor Cable Loss Preamp Factor APos TPos Remark 1 5500.00 101.02 ------ ------ 89.21 35.50 9.71 33.40 300 255 AVERAGE

Mode	41	
	Harmonic	
	U-NII-2C_5.47-5.725_802.11ax HE20_CH100_Full RU_5500MHz	
ANT	5+7	
Pol.	Horizontal	Vertical
Peak Avg	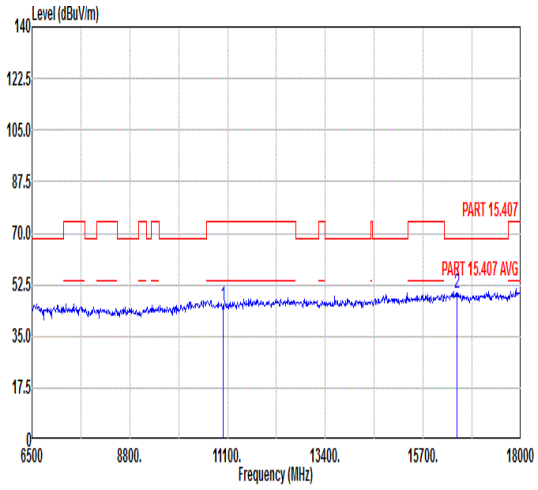 Freq Level Limit Line Margin Read Level Ant Factor Cable Loss Preamp Factor APos TPos Remark MHz dBuV/m dBuV/m dB dBuV dB/m dB dB cm deg 1 11000.00 45.25 74.00 -28.75 44.63 38.30 12.52 50.20 --- --- Peak 2 16500.00 49.47 68.30 -18.83 45.10 42.00 15.17 52.80 --- --- Peak	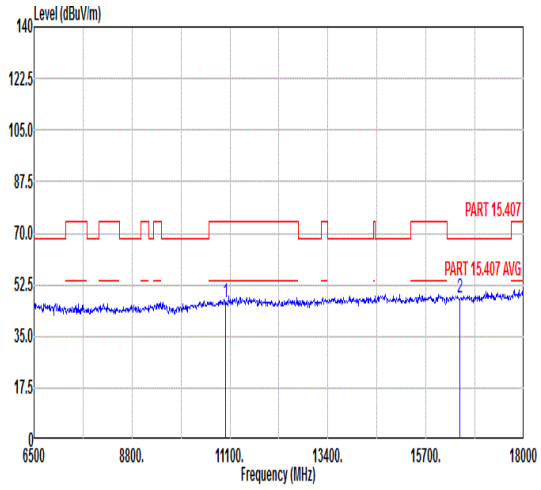 Freq Level Limit Line Margin Read Level Ant Factor Cable Loss Preamp Factor APos TPos Remark MHz dBuV/m dBuV/m dB dBuV dB/m dB dB cm deg 1 11000.00 46.45 74.00 -27.55 45.83 38.30 12.52 50.20 --- --- Peak 2 16500.00 48.09 68.30 -20.21 43.72 42.00 15.17 52.80 --- --- Peak

Mode	42	
	Harmonic	
	U-NII-2C_5.47-5.725_802.11ax HE20_CH116_Full RU_5580MHz	
ANT	5+7	
Pol.	Horizontal	Vertical
Peak Avg	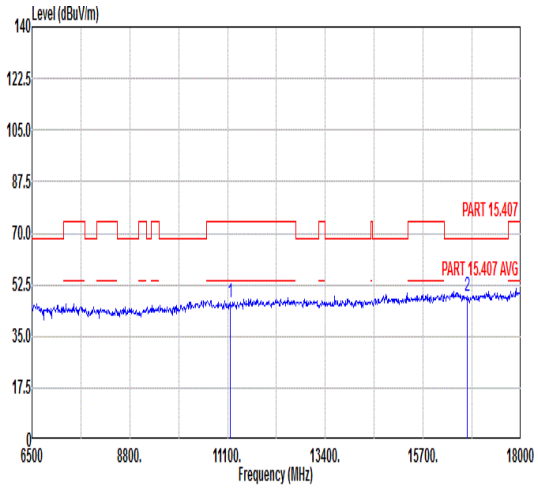 Freq Level Limit Line Margin Read Level Ant Factor Cable Loss Preamp Factor APos TPos Remark MHz dBuV/m dBuV/m dB dBuV dB/m dB dB cm deg 1 11160.00 46.29 74.00 -27.71 45.64 38.35 12.64 50.34 --- --- Peak 2 16740.00 48.77 68.30 -19.53 43.95 42.27 15.35 52.80 --- --- Peak	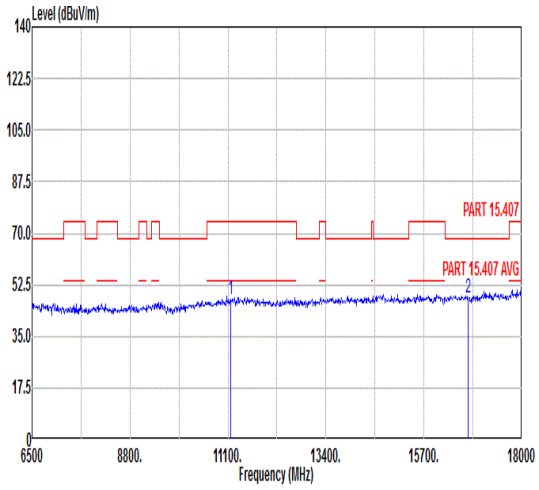 Freq Level Limit Line Margin Read Level Ant Factor Cable Loss Preamp Factor APos TPos Remark MHz dBuV/m dBuV/m dB dBuV dB/m dB dB cm deg 1 11160.00 47.45 74.00 -26.55 46.80 38.35 12.64 50.34 --- --- Peak 2 16740.00 47.84 68.30 -20.46 43.02 42.27 15.35 52.80 --- --- Peak

Mode	43	
	Band Edge	
	U-NII-2C_5.47-5.725_802.11ax HE20_CH140_Full RU_5700MHz	
ANT	5+7	
Pol.	Horizontal	Fundamental
Peak	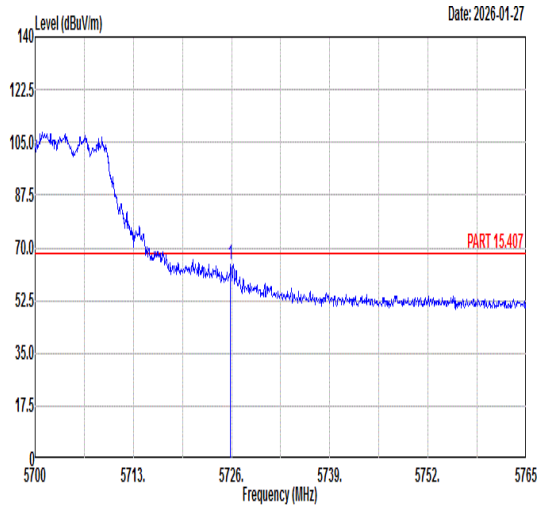 Freq Level Limit Line Margin (dB) Read Level Ant Factor Cable Loss Preamp Factor APos TPos Remark 1 5725.87 64.70 68.30 -3.60 52.31 35.82 10.02 33.45 100 62 PEAK	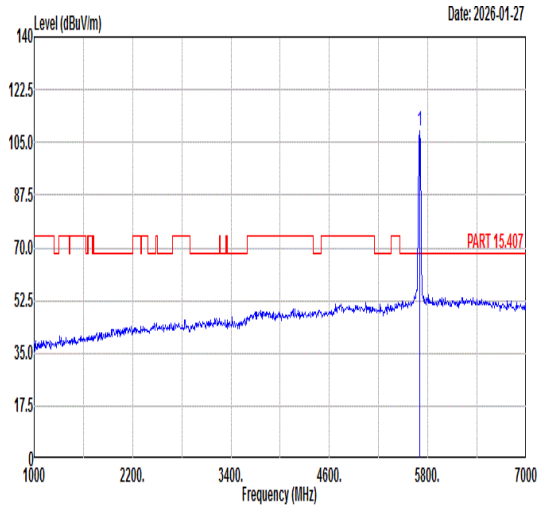 Freq Level Limit Line Margin (dB) Read Level Ant Factor Cable Loss Preamp Factor APos TPos Remark 1 5700.00 109.07 ------ ------ 96.75 35.79 9.97 33.44 100 62 PEAK
Avg	Blank	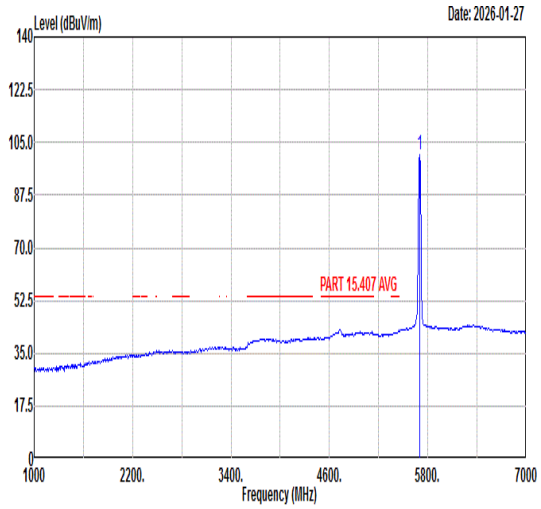 Freq Level Limit Line Margin (dB) Read Level Ant Factor Cable Loss Preamp Factor APos TPos Remark 1 5700.00 100.94 ------ ------ 88.64 35.78 9.96 33.44 100 62 AVERAGE

Mode	43	
	Band Edge	
	U-NII-2C_5.47-5.725_802.11ax HE20_CH140_Full RU_5700MHz	
ANT	5+7	
Pol.	Vertical	Fundamental
Peak	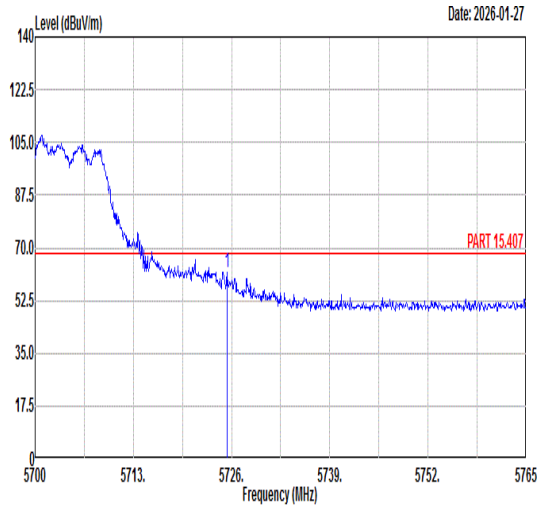 Freq Level Limit Line Margin (dB) Read Level Ant Factor Cable Loss Preamp Factor APos TPos Remark MHz dBuV/m dBuV/m dBuV dB/m dB dB cm deg 1 5725.42 61.77 68.30 -6.53 49.38 35.82 10.02 33.45 331 216 PEAK	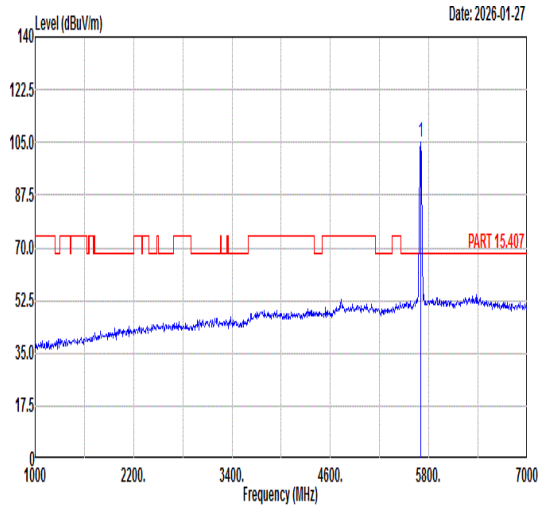 Freq Level Limit Line Margin (dB) Read Level Ant Factor Cable Loss Preamp Factor APos TPos Remark MHz dBuV/m dBuV/m dBuV dB/m dB dB cm deg 1 5700.00 105.03 ------ ------ 92.71 35.79 9.97 33.44 331 216 PEAK
Avg	Blank	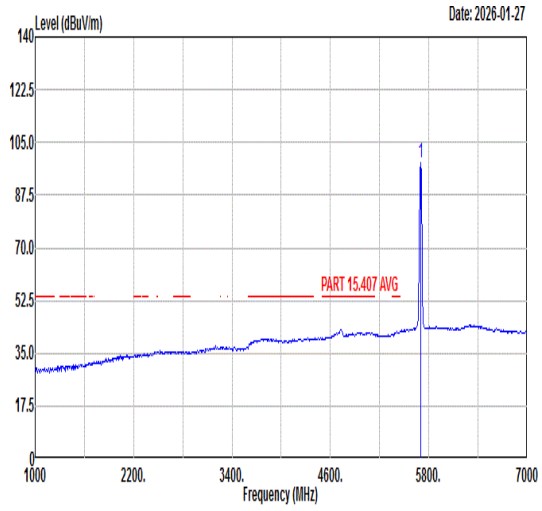 Freq Level Limit Line Margin (dB) Read Level Ant Factor Cable Loss Preamp Factor APos TPos Remark MHz dBuV/m dBuV/m dBuV dB/m dB dB cm deg 1 5700.00 98.41 ------ ------ 86.11 35.78 9.96 33.44 331 216 AVERAGE

Mode	43	
	Harmonic	
	U-NII-2C_5.47-5.725_802.11ax HE20_CH140_Full RU_5700MHz	
ANT	5+7	
Pol.	Horizontal	Vertical
Peak Avg	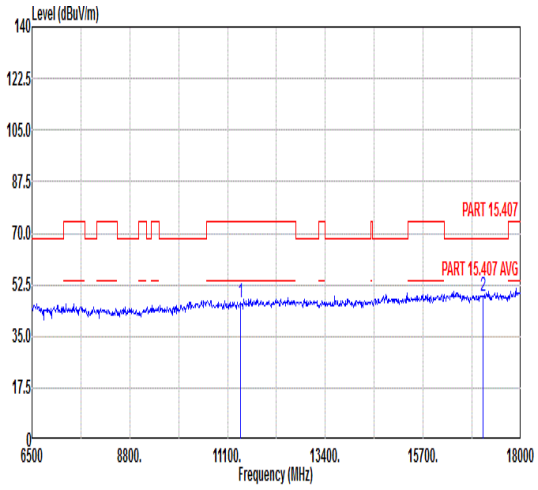 Freq Level Limit Line Margin Read Level Ant Factor Cable Loss Preamp Factor APos TPos Remark MHz dBuV/m dBuV/m dB dBuV dB/m dB dB cm deg 1 11400.00 46.26 74.00 -27.74 45.59 38.42 12.81 50.56 --- --- Peak 2 17100.00 48.58 68.30 -19.72 43.10 42.68 15.62 52.82 --- --- Peak	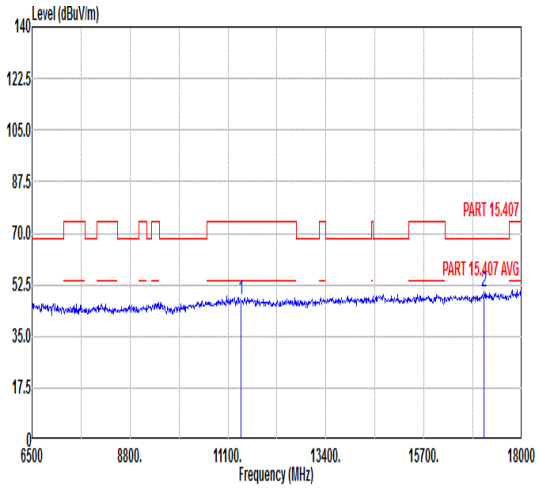 Freq Level Limit Line Margin Read Level Ant Factor Cable Loss Preamp Factor APos TPos Remark MHz dBuV/m dBuV/m dB dBuV dB/m dB dB cm deg 1 11400.00 47.49 74.00 -26.51 46.82 38.42 12.81 50.56 --- --- Peak 2 17100.00 50.08 68.30 -18.22 44.60 42.68 15.62 52.82 --- --- Peak

Mode	44	
	Band Edge - L	
	U-NII-1_5.15-5.25_802.11ax HE40_CH38_Full RU_5190MHz	
ANT	5+7	
Pol.	Horizontal	Fundamental
Peak	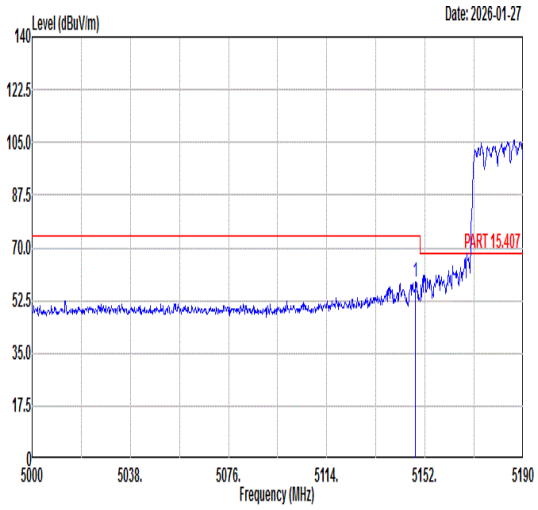 Freq Level Limit Line Margin (dB) Read Level Ant Factor Cable Loss Preamp Factor APos TPos Remark 1 5148.39 58.79 74.00 -15.21 48.44 35.29 8.53 33.47 334 46 PEAK	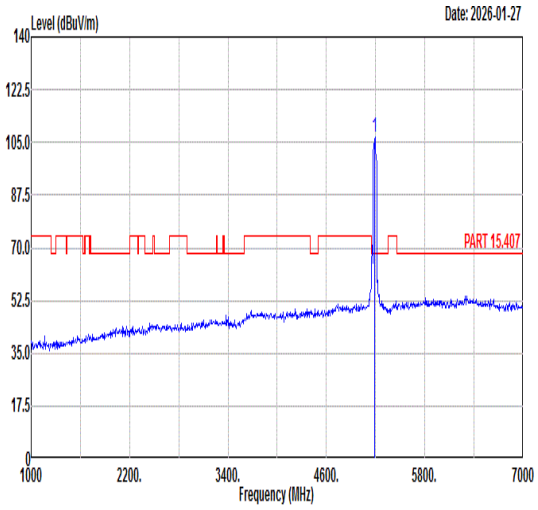 Freq Level Limit Line Margin (dB) Read Level Ant Factor Cable Loss Preamp Factor APos TPos Remark 1 5190.00 106.52 ------ ------ 96.04 35.32 8.62 33.46 334 46 PEAK
Avg	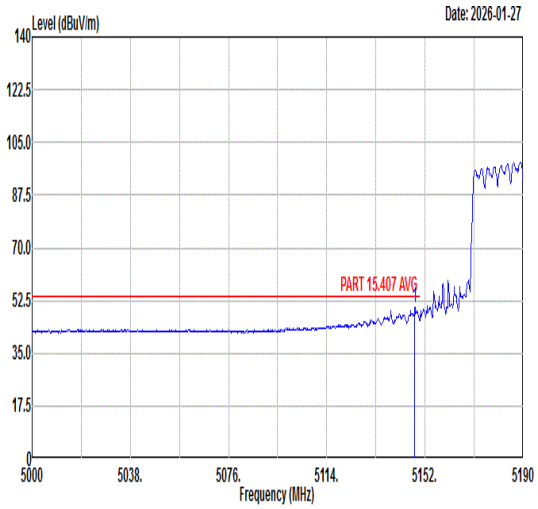 Freq Level Limit Line Margin (dB) Read Level Ant Factor Cable Loss Preamp Factor APos TPos Remark 1 5148.01 50.09 54.00 -3.91 39.74 35.29 8.53 33.47 334 46 AVERAGE	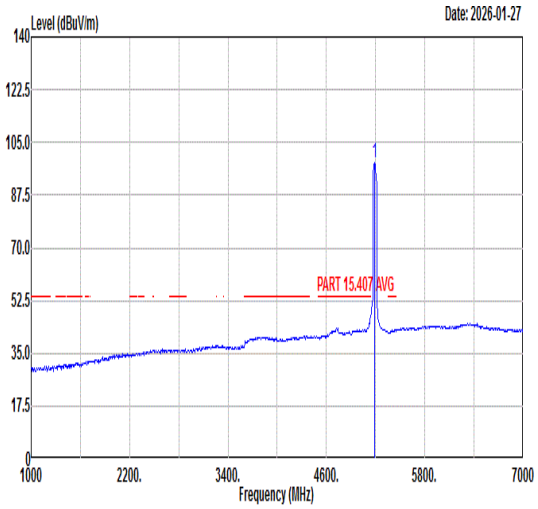 Freq Level Limit Line Margin (dB) Read Level Ant Factor Cable Loss Preamp Factor APos TPos Remark 1 5190.00 98.15 ------ ------ 87.69 35.31 8.61 33.46 334 46 AVERAGE

Mode	44	
	Band Edge - R	
	U-NII-1_5.15-5.25_802.11ax HE40_CH38_Full RU_5190MHz	
ANT	5+7	
Pol.	Horizontal	Fundamental
Peak	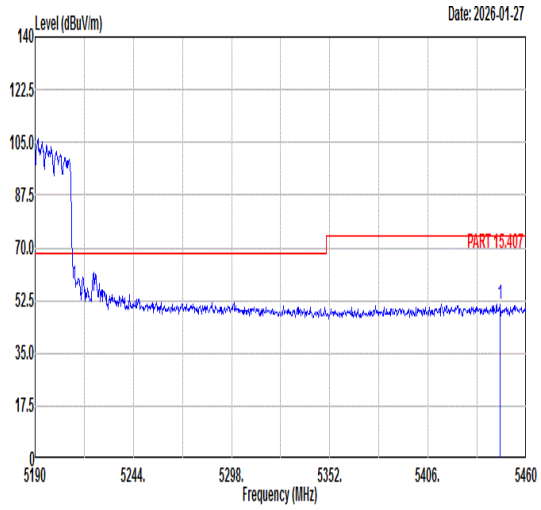 Freq Level Limit Line Margin (dB) Read Level Ant Factor Cable Loss Preamp Factor APos TPos Remark MHz dBuV/m dBuV/m dBuV dB/m dB dB cm deg 1 5445.42 51.23 74.00 -22.77 39.49 35.47 9.68 33.41 334 46 PEAK	Blank
Avg	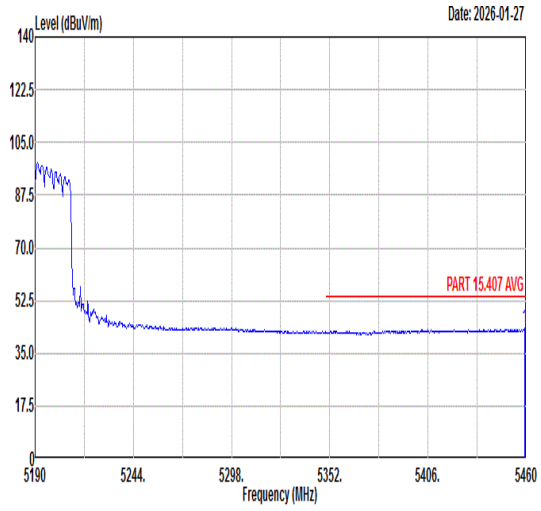 Freq Level Limit Line Margin (dB) Read Level Ant Factor Cable Loss Preamp Factor APos TPos Remark MHz dBuV/m dBuV/m dBuV dB/m dB dB cm deg 1 5459.19 43.09 54.00 -10.91 31.33 35.48 9.69 33.41 334 46 AVERAGE	Blank

Mode	44
	Band Edge - L
	U-NII-1_5.15-5.25_802.11ax HE40_CH38_Full RU_5190MHz
ANT	5+7

Pol.	Vertical	Fundamental
Peak	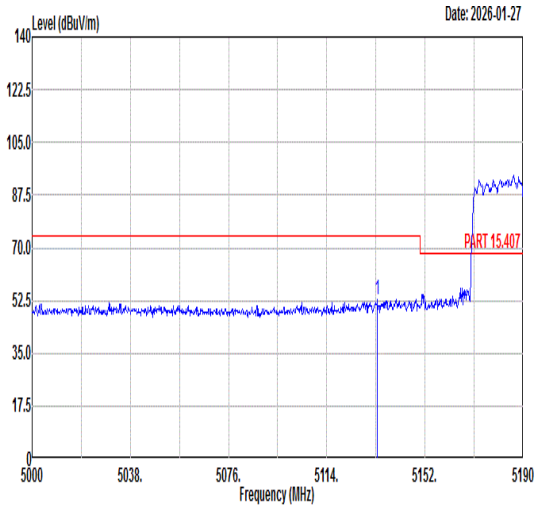 Freq Level Limit Line Margin (dB) Read Level Ant Factor Cable Loss Preamp Factor APos TPos Remark 1 5133.57 52.76 74.00 -21.24 42.44 35.28 8.51 33.47 400 103 PEAK	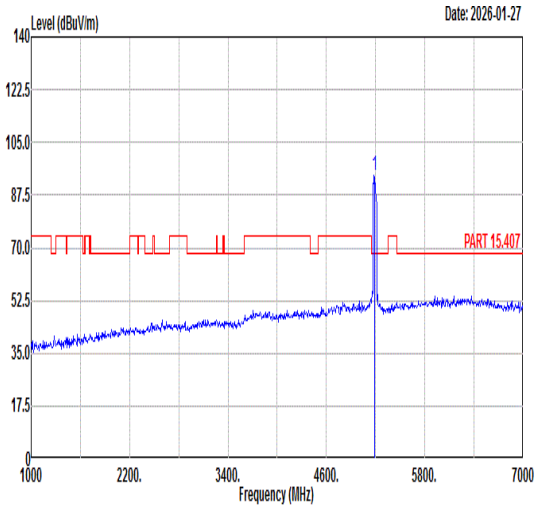 Freq Level Limit Line Margin (dB) Read Level Ant Factor Cable Loss Preamp Factor APos TPos Remark 1 5190.00 93.95 ------ ------ 83.51 35.31 8.59 33.46 400 103 PEAK
Avg	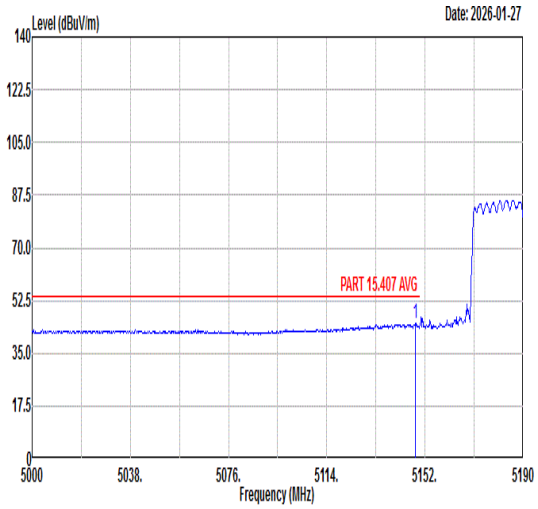 Freq Level Limit Line Margin (dB) Read Level Ant Factor Cable Loss Preamp Factor APos TPos Remark 1 5148.39 44.91 54.00 -9.09 34.56 35.29 8.53 33.47 400 103 AVERAGE	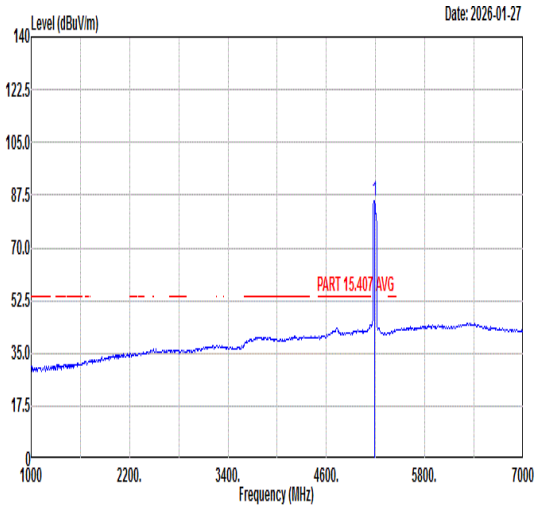 Freq Level Limit Line Margin (dB) Read Level Ant Factor Cable Loss Preamp Factor APos TPos Remark 1 5190.00 85.79 ------ ------ 75.33 35.31 8.61 33.46 400 103 AVERAGE

Mode	44	
	Band Edge - R	
	U-NII-1_5.15-5.25_802.11ax HE40_CH38_Full RU_5190MHz	
ANT	5+7	
Pol.	Vertical	Fundamental
Peak	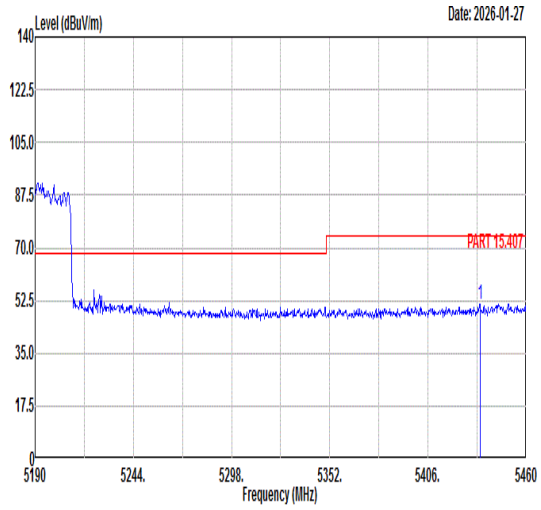 Freq Level Limit Line Margin (dB) Read Level Ant Factor Cable Loss Preamp Factor APos TPos Remark MHz dBuV/m dBuV/m dBuV dB/m dB dB cm deg 1 5434.62 51.45 74.00 -22.55 39.73 35.46 9.67 33.41 400 103 PEAK	Blank
Avg	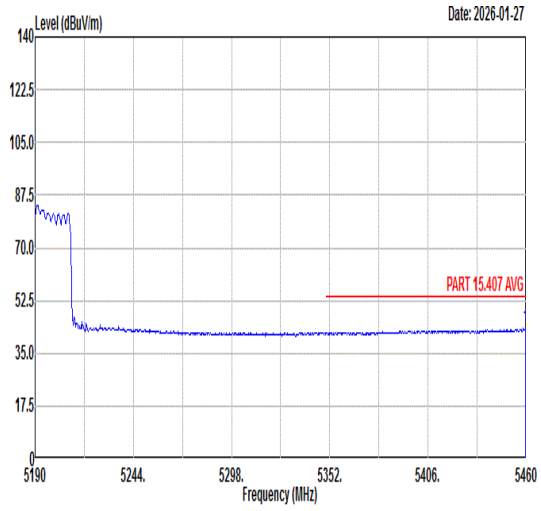 Freq Level Limit Line Margin (dB) Read Level Ant Factor Cable Loss Preamp Factor APos TPos Remark MHz dBuV/m dBuV/m dBuV dB/m dB dB cm deg 1 5459.73 43.07 54.00 -10.93 31.31 35.48 9.69 33.41 400 103 AVERAGE	Blank

Mode	44	
	Harmonic	
	U-NII-1_5.15-5.25_802.11ax HE40_CH38_Full RU_5190MHz	
ANT	5+7	
Pol.	Horizontal	Vertical
Peak Avg	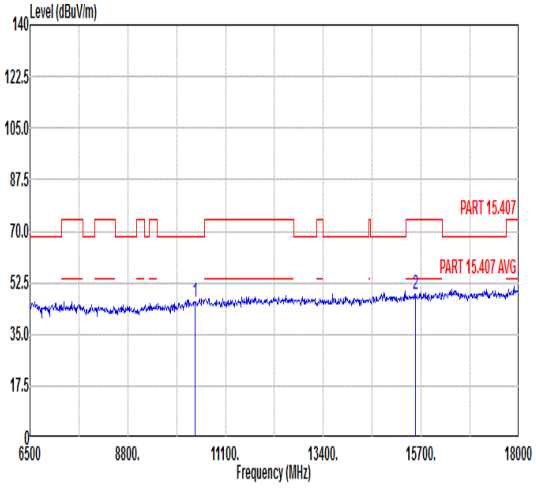 Freq Level Limit Line Margin Read Level Ant Factor Cable Loss Preamp Factor APos TPos Remark MHz dBuV/m dBuV/m dB dBuV dB/m dB dB cm deg 1 10380.00 45.89 68.30 -22.41 47.20 38.05 12.08 51.44 --- --- Peak 2 15570.00 48.49 74.00 -25.51 45.44 40.95 14.60 52.50 --- --- Peak	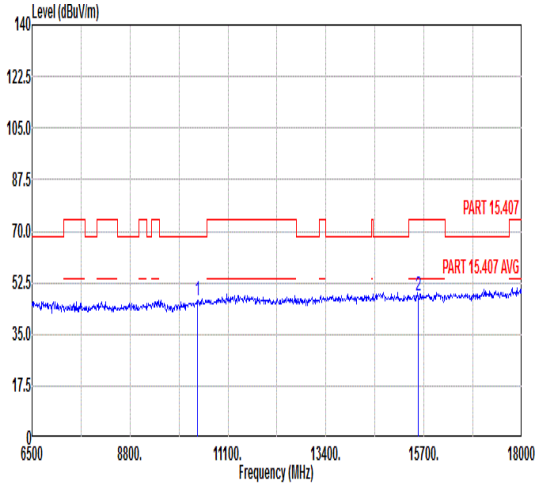 Freq Level Limit Line Margin Read Level Ant Factor Cable Loss Preamp Factor APos TPos Remark MHz dBuV/m dBuV/m dB dBuV dB/m dB dB cm deg 1 10380.00 46.31 68.30 -21.99 47.62 38.05 12.08 51.44 --- --- Peak 2 15570.00 48.08 74.00 -25.92 45.03 40.95 14.60 52.50 --- --- Peak

Mode	45	
	Band Edge - L	
	U-NII-1_5.15-5.25_802.11ax HE40_CH46_Full RU_5230MHz	
ANT	5+7	
Pol.	Horizontal	Fundamental
Peak	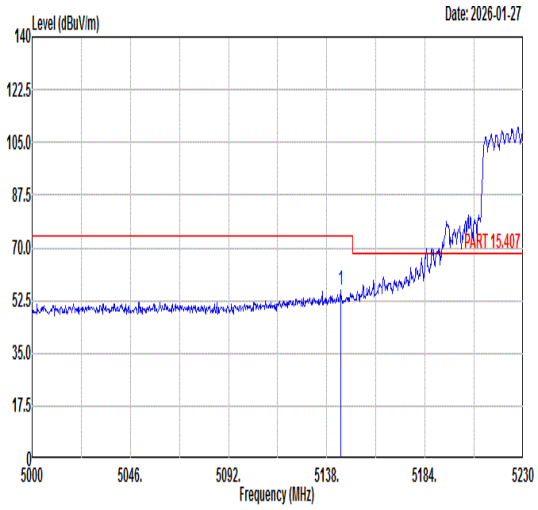 Freq Level Limit Line Margin (dB) Read Level Ant Factor Cable Loss Preamp Factor APos TPos Remark 1 5144.67 56.03 74.00 -17.97 45.68 35.29 8.53 33.47 100 54 PEAK	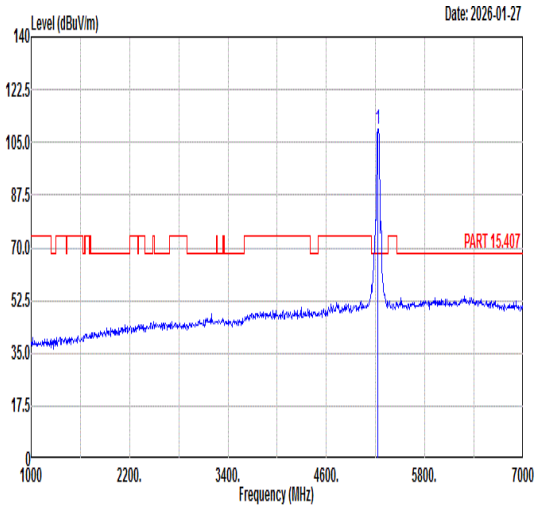 Freq Level Limit Line Margin (dB) Read Level Ant Factor Cable Loss Preamp Factor APos TPos Remark 1 5230.00 109.46 ------ ------ 98.83 35.34 8.74 33.45 100 54 PEAK
Avg	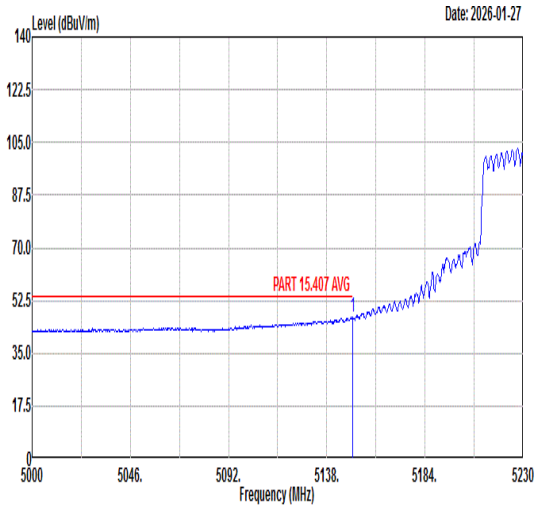 Freq Level Limit Line Margin (dB) Read Level Ant Factor Cable Loss Preamp Factor APos TPos Remark 1 5149.96 47.25 54.00 -6.75 36.89 35.29 8.54 33.47 100 54 AVERAGE	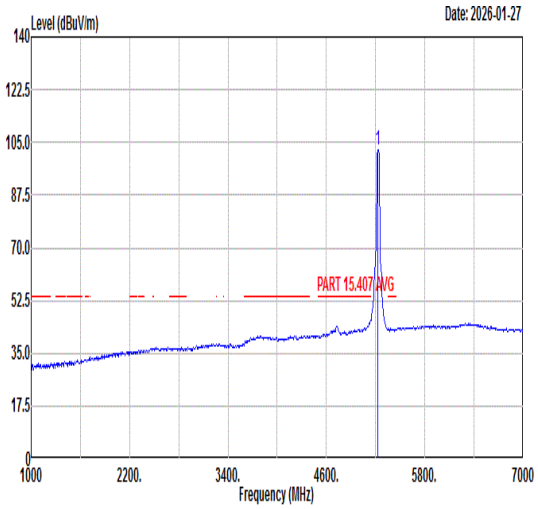 Freq Level Limit Line Margin (dB) Read Level Ant Factor Cable Loss Preamp Factor APos TPos Remark 1 5230.00 102.69 ------ ------ 92.06 35.34 8.74 33.45 100 54 AVERAGE

Mode	45	
	Band Edge - R	
	U-NII-1_5.15-5.25_802.11ax HE40_CH46_Full RU_5230MHz	
ANT	5+7	
Pol.	Horizontal	Fundamental
Peak	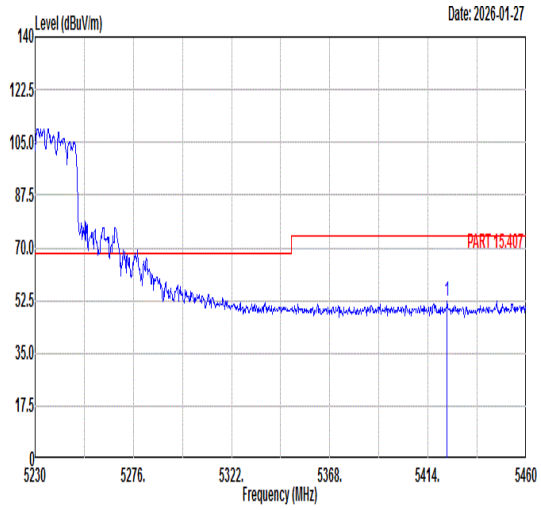 Freq Level Limit Line Margin (dB) Read Level Ant Factor Cable Loss Preamp Factor APos TPos Remark MHz dBuV/m dBuV/m dBuV dB/m dB dB cm deg 1 5422.97 52.54 74.00 -21.46 40.84 35.45 9.67 33.42 100 54 PEAK	Blank
Avg	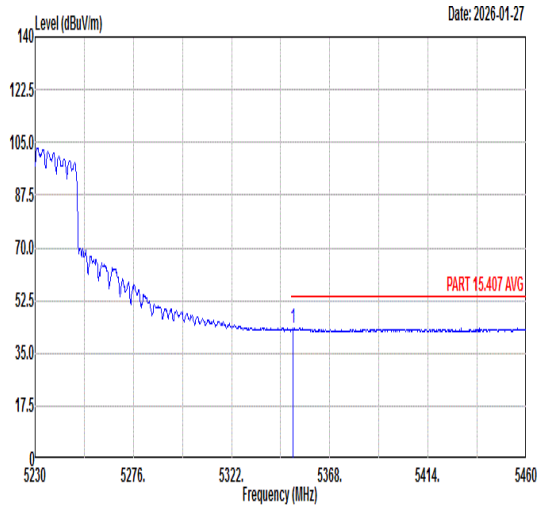 Freq Level Limit Line Margin (dB) Read Level Ant Factor Cable Loss Preamp Factor APos TPos Remark MHz dBuV/m dBuV/m dBuV dB/m dB dB cm deg 1 5350.75 43.40 54.00 -10.60 32.05 35.41 9.37 33.43 100 54 AVERAGE	Blank

Mode	45	
	Band Edge - L	
	U-NII-1_5.15-5.25_802.11ax HE40_CH46_Full RU_5230MHz	
ANT	5+7	
Pol.	Vertical	Fundamental
Peak	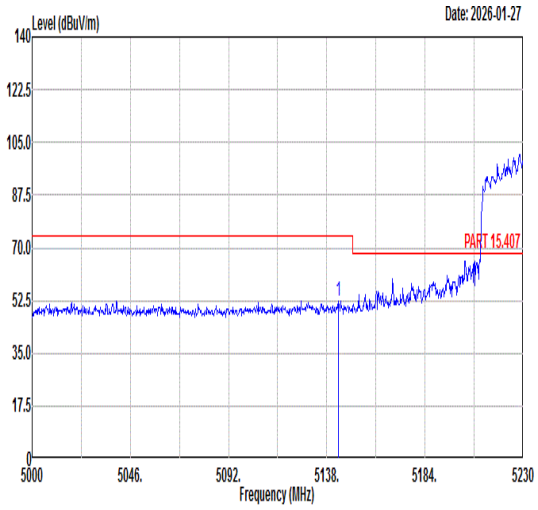 Limit Margin Read Ant Cable Preamp APos TPos Freq Level Line (dB) Level Factor Loss Factor Remark MHz dBuV/m dBuV/m dBuV dB/m dB dB cm deg 1 5143.52 52.33 74.00 -21.67 41.99 35.29 8.52 33.47 400 100 PEAK	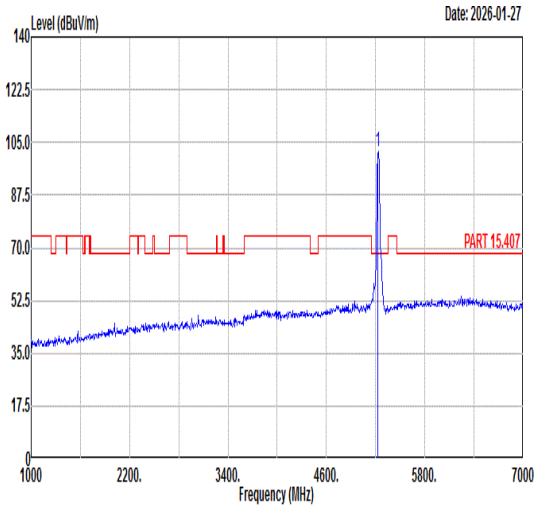 Limit Margin Read Ant Cable Preamp APos TPos Freq Level Line (dB) Level Factor Loss Factor Remark MHz dBuV/m dBuV/m dBuV dB/m dB dB cm deg 1 5230.00 102.22 ------ ------ 91.56 35.34 8.77 33.45 400 100 PEAK
Avg	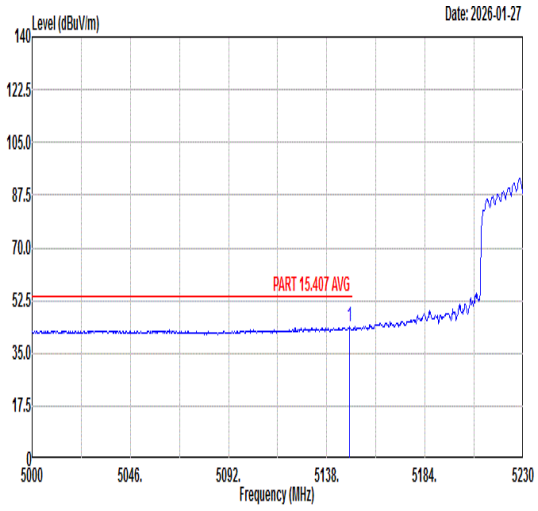 Limit Margin Read Ant Cable Preamp APos TPos Freq Level Line (dB) Level Factor Loss Factor Remark MHz dBuV/m dBuV/m dBuV dB/m dB dB cm deg 1 5148.58 43.67 54.00 -10.33 33.32 35.29 8.53 33.47 400 100 AVERAGE	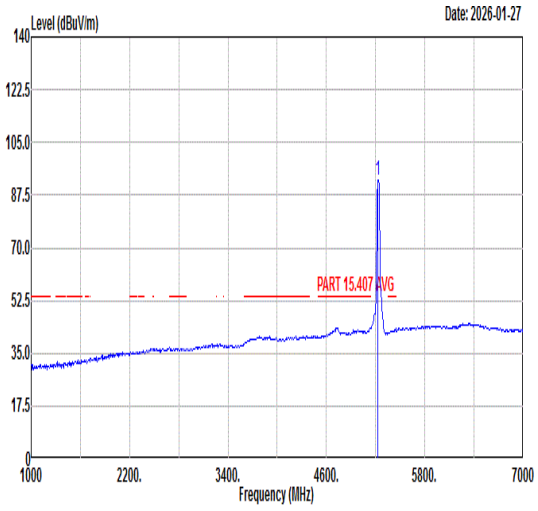 Limit Margin Read Ant Cable Preamp APos TPos Freq Level Line (dB) Level Factor Loss Factor Remark MHz dBuV/m dBuV/m dBuV dB/m dB dB cm deg 1 5230.00 92.67 ------ ------ 82.04 35.34 8.74 33.45 400 100 AVERAGE

Mode	45	
	Band Edge - R	
	U-NII-1_5.15-5.25_802.11ax HE40_CH46_Full RU_5230MHz	
ANT	5+7	
Pol.	Vertical	Fundamental
Peak	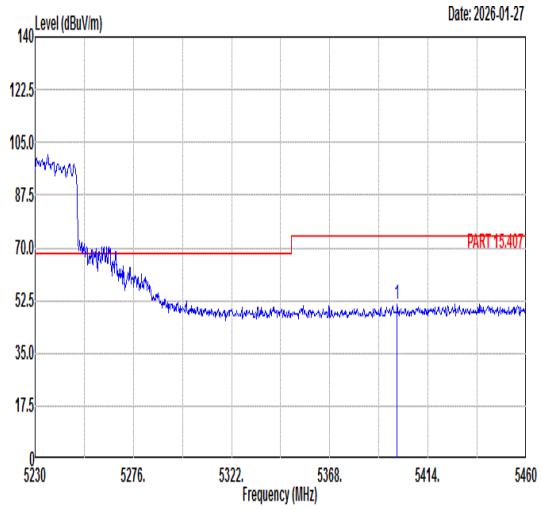 Freq Level Limit Line Margin (dB) Read Level Ant Factor Cable Loss Preamp Factor APos TPos Remark MHz dBuV/m dBuV/m dBuV dB/m dB dB cm deg 1 5399.51 51.25 74.00 -22.75 39.61 35.44 9.62 33.42 400 100 PEAK	Blank
Avg	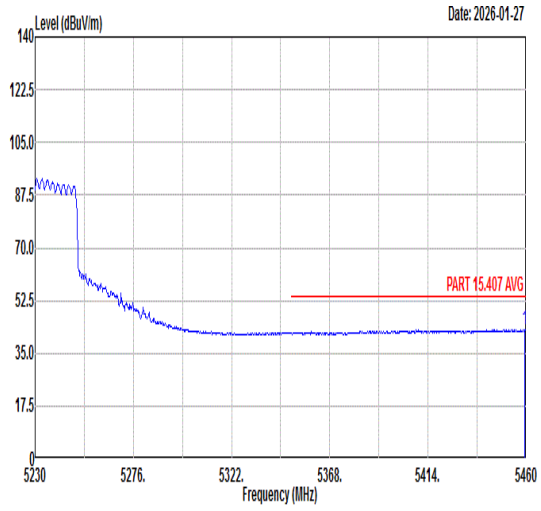 Freq Level Limit Line Margin (dB) Read Level Ant Factor Cable Loss Preamp Factor APos TPos Remark MHz dBuV/m dBuV/m dBuV dB/m dB dB cm deg 1 5459.31 42.99 54.00 -11.01 31.23 35.48 9.69 33.41 400 100 AVERAGE	Blank

Mode	45	
	Harmonic	
	U-NII-1_5.15-5.25_802.11ax HE40_CH46_Full RU_5230MHz	
ANT	5+7	
Pol.	Horizontal	Vertical
Peak Avg	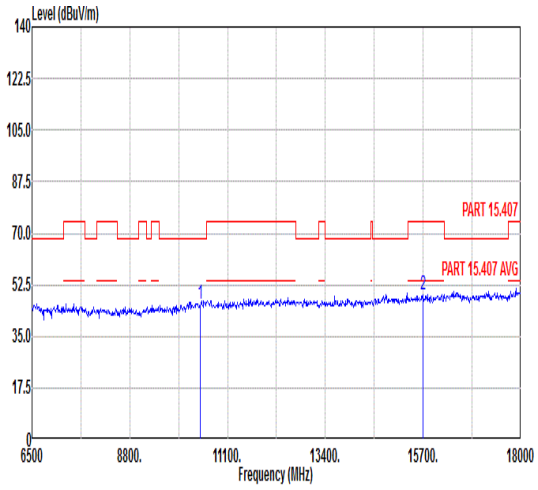 Freq Level Limit Line Margin Read Level Ant Factor Cable Loss Preamp Factor APos TPos Remark MHz dBuV/m dBuV/m dB dBuV dB/m dB dB cm deg 1 10460.00 45.78 68.30 -22.52 46.85 38.08 12.13 51.28 --- --- Peak 2 15690.00 49.12 74.00 -24.88 45.97 41.08 14.65 52.58 --- --- Peak	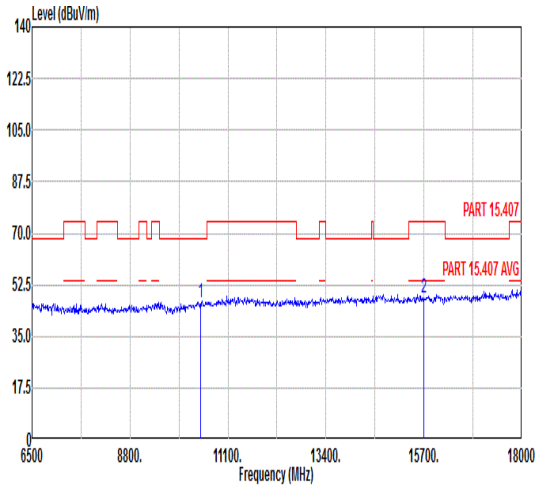 Freq Level Limit Line Margin Read Level Ant Factor Cable Loss Preamp Factor APos TPos Remark MHz dBuV/m dBuV/m dB dBuV dB/m dB dB cm deg 1 10460.00 46.34 68.30 -21.96 47.41 38.08 12.13 51.28 --- --- Peak 2 15690.00 47.94 74.00 -26.06 44.79 41.08 14.65 52.58 --- --- Peak

Mode	46	
	Band Edge - L	
	U-NII-2A_5.25-5.35_802.11ax HE40_CH54_Full RU_5270MHz	
ANT	5+7	
Pol.	Horizontal	Fundamental
Peak	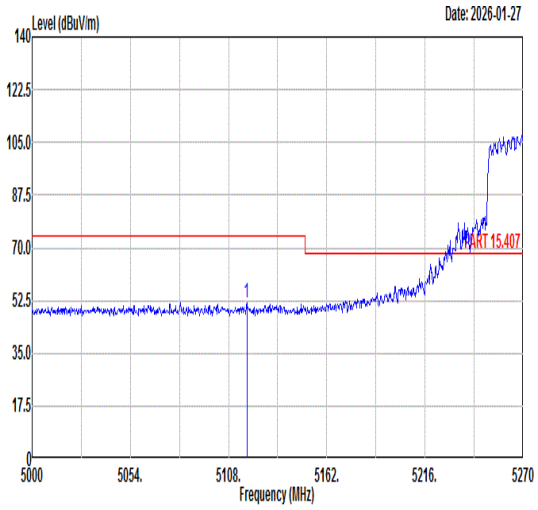 Freq Level Limit Line Margin (dB) Read Level Ant Factor Cable Loss Preamp Factor APos TPos Remark MHz dBuV/m dBuV/m dBuV dB/m dB dB cm deg 1 5117.99 51.69 74.00 -22.31 41.42 35.27 8.48 33.48 100 75 PEAK	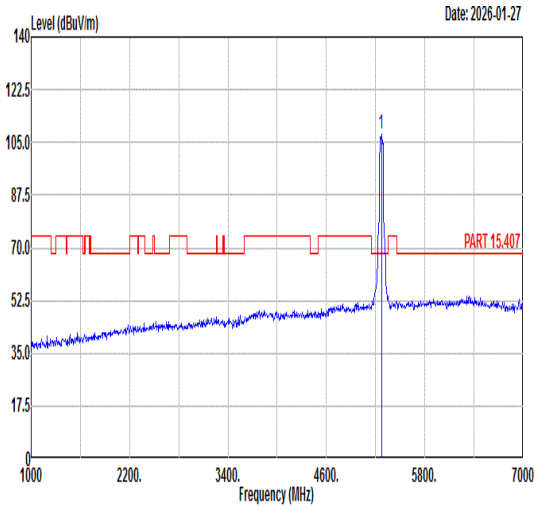 Freq Level Limit Line Margin (dB) Read Level Ant Factor Cable Loss Preamp Factor APos TPos Remark MHz dBuV/m dBuV/m dBuV dB/m dB dB cm deg 1 5270.00 107.55 ------ ------ 96.63 35.37 8.99 33.44 100 75 PEAK
Avg	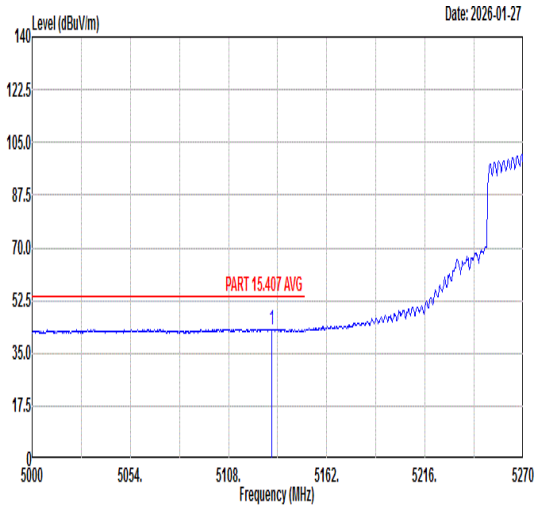 Freq Level Limit Line Margin (dB) Read Level Ant Factor Cable Loss Preamp Factor APos TPos Remark MHz dBuV/m dBuV/m dBuV dB/m dB dB cm deg 1 5131.76 43.06 54.00 -10.94 32.75 35.28 8.50 33.47 100 75 AVERAGE	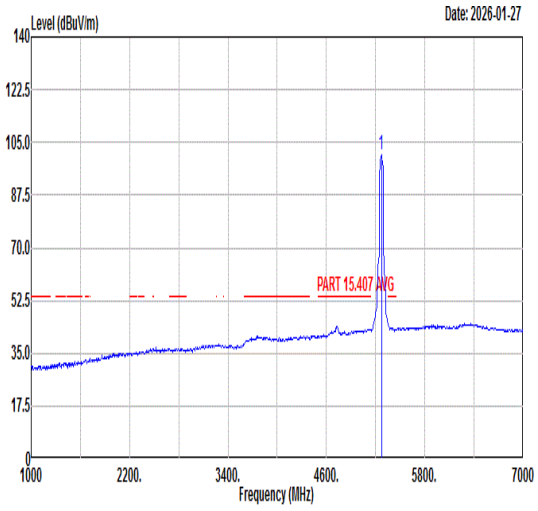 Freq Level Limit Line Margin (dB) Read Level Ant Factor Cable Loss Preamp Factor APos TPos Remark MHz dBuV/m dBuV/m dBuV dB/m dB dB cm deg 1 5270.00 100.87 ------ ------ 90.00 35.36 8.96 33.45 100 75 AVERAGE

Mode	46	
	Band Edge - R	
	U-NII-2A_5.25-5.35_802.11ax HE40_CH54_Full RU_5270MHz	
ANT	5+7	
Pol.	Horizontal	Fundamental
Peak	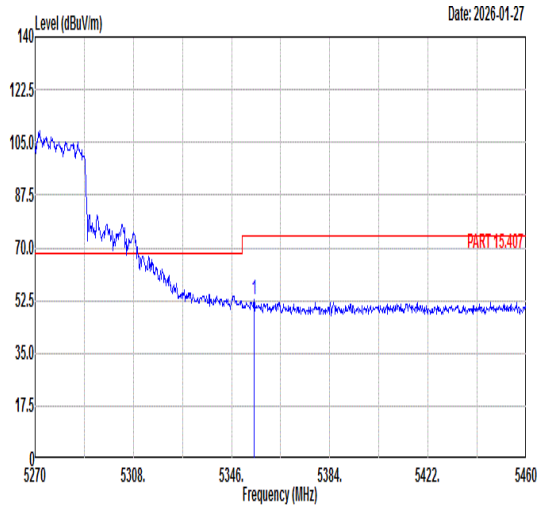 Freq Level Limit Line Margin (dB) Read Level Ant Factor Cable Loss Preamp Factor APos TPos Remark MHz dBuV/m dBuV/m dBuV dB/m dB dB cm deg 1 5354.74 52.68 74.00 -21.32 41.31 35.41 9.39 33.43 100 75 PEAK	Blank
Avg	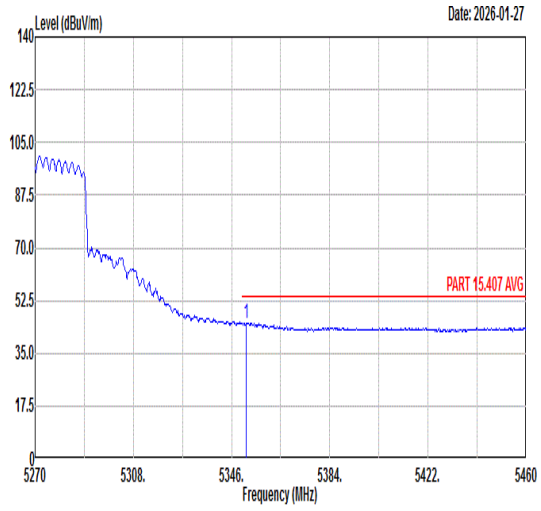 Freq Level Limit Line Margin (dB) Read Level Ant Factor Cable Loss Preamp Factor APos TPos Remark MHz dBuV/m dBuV/m dBuV dB/m dB dB cm deg 1 5351.70 45.08 54.00 -8.92 33.73 35.41 9.37 33.43 100 75 AVERAGE	Blank

Mode	46	
	Band Edge - L	
	U-NII-2A_5.25-5.35_802.11ax HE40_CH54_Full RU_5270MHz	
ANT	5+7	
Pol.	Vertical	Fundamental
Peak	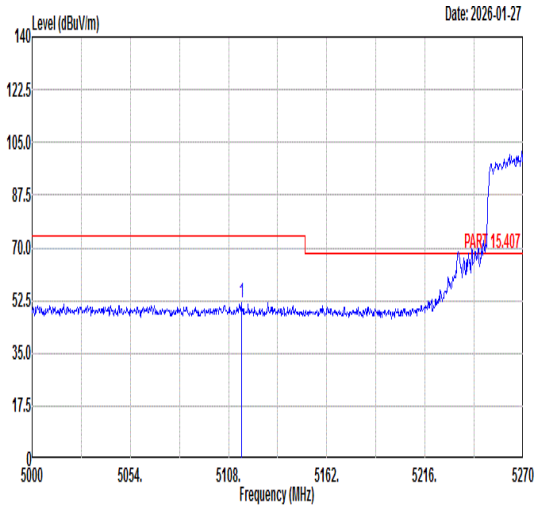 Freq Level Limit Line Margin (dB) Read Level Ant Factor Cable Loss Preamp Factor APos TPos Remark MHz dBuV/m dBuV/m dBuV dB/m dB dB cm deg 1 5115.02 51.88 74.00 -22.12 41.62 35.27 8.47 33.48 400 100 PEAK	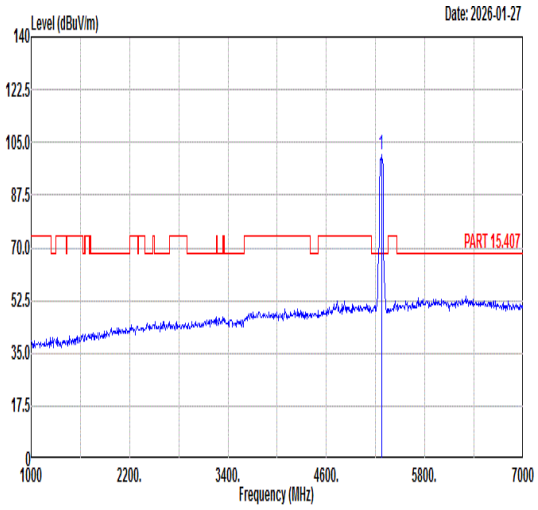 Freq Level Limit Line Margin (dB) Read Level Ant Factor Cable Loss Preamp Factor APos TPos Remark MHz dBuV/m dBuV/m dBuV dB/m dB dB cm deg 1 5270.00 100.69 ------ ------ 89.77 35.37 8.99 33.44 400 100 PEAK
Avg	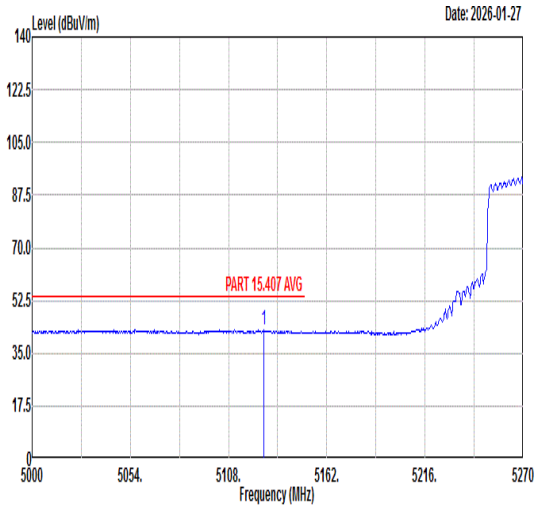 Freq Level Limit Line Margin (dB) Read Level Ant Factor Cable Loss Preamp Factor APos TPos Remark MHz dBuV/m dBuV/m dBuV dB/m dB dB cm deg 1 5127.17 42.74 54.00 -11.26 32.44 35.28 8.49 33.47 400 100 AVERAGE	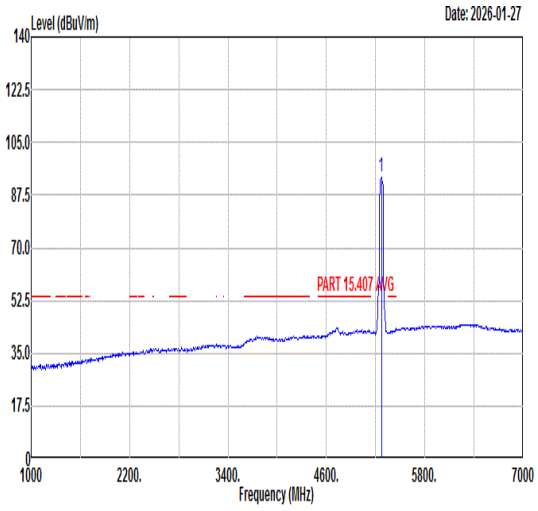 Freq Level Limit Line Margin (dB) Read Level Ant Factor Cable Loss Preamp Factor APos TPos Remark MHz dBuV/m dBuV/m dBuV dB/m dB dB cm deg 1 5270.00 93.37 ------ ------ 82.50 35.36 8.96 33.45 400 100 AVERAGE

Mode	46	
	Band Edge - R	
	U-NII-2A_5.25-5.35_802.11ax HE40_CH54_Full RU_5270MHz	
ANT	5+7	
Pol.	Vertical	Fundamental
Peak	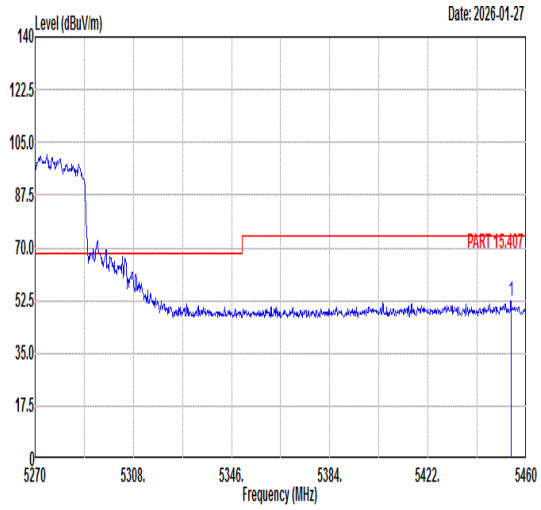 Freq Level Limit Line Margin (dB) Read Level Ant Factor Cable Loss Preamp Factor APos TPos Remark MHz dBuV/m dBuV/m dBuV dB/m dB dB cm deg 1 5454.11 52.32 74.00 -21.68 40.58 35.47 9.68 33.41 400 100 PEAK	Blank
Avg	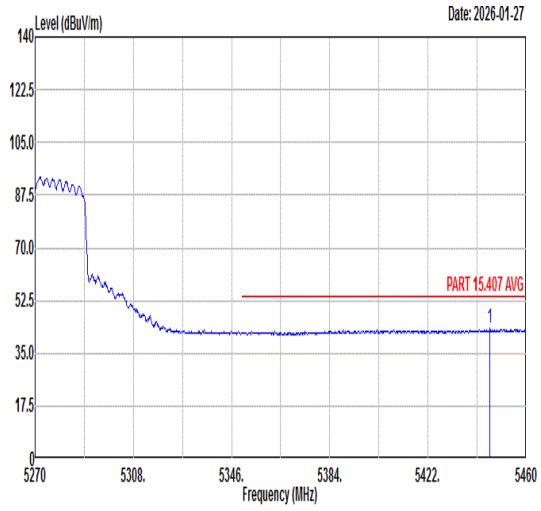 Freq Level Limit Line Margin (dB) Read Level Ant Factor Cable Loss Preamp Factor APos TPos Remark MHz dBuV/m dBuV/m dBuV dB/m dB dB cm deg 1 5445.94 43.17 54.00 -10.83 31.43 35.47 9.68 33.41 400 100 AVERAGE	Blank

Mode	46	
	Harmonic	
	U-NII-2A_5.25-5.35_802.11ax HE40_CH54_Full RU_5270MHz	
ANT	5+7	
Pol.	Horizontal	Vertical
Peak Avg	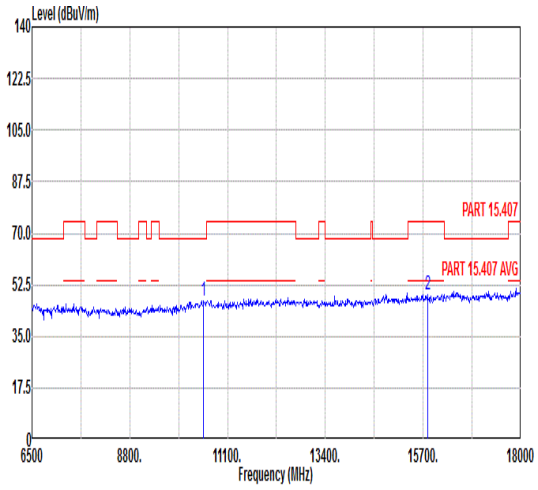 Freq Level Limit Line Margin Read Level Ant Factor Cable Loss Preamp Factor APos TPos Remark MHz dBuV/m dBuV/m dB dBuV dB/m dB dB cm deg 1 10540.00 46.79 68.30 -21.51 47.60 38.12 12.19 51.12 --- --- Peak 2 15810.00 49.12 74.00 -24.88 45.86 41.22 14.71 52.67 --- --- Peak	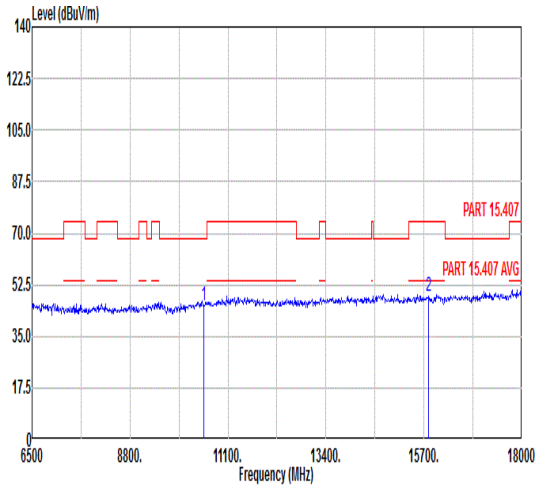 Freq Level Limit Line Margin Read Level Ant Factor Cable Loss Preamp Factor APos TPos Remark MHz dBuV/m dBuV/m dB dBuV dB/m dB dB cm deg 1 10540.00 45.64 68.30 -22.66 46.45 38.12 12.19 51.12 --- --- Peak 2 15810.00 48.65 74.00 -25.35 45.39 41.22 14.71 52.67 --- --- Peak

Mode	47	
	Band Edge - L	
	U-NII-2A_5.25-5.35_802.11ax HE40_CH62_Full RU_5310MHz	
ANT	5+7	
Pol.	Horizontal	Fundamental
Peak	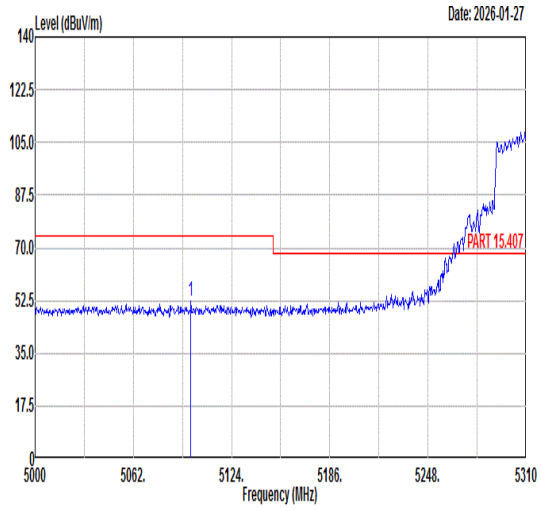 Freq Level Limit Line Margin (dB) Read Level Ant Factor Cable Loss Preamp Factor APos TPos Remark 1 5098.27 52.45 74.00 -21.55 42.23 35.26 8.44 33.48 100 86 PEAK	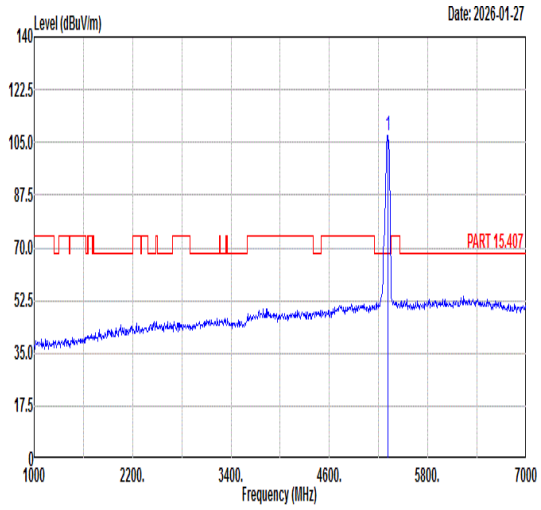 Freq Level Limit Line Margin (dB) Read Level Ant Factor Cable Loss Preamp Factor APos TPos Remark 1 5310.00 107.50 ------ ------ 96.41 35.38 9.15 33.44 100 86 PEAK
Avg	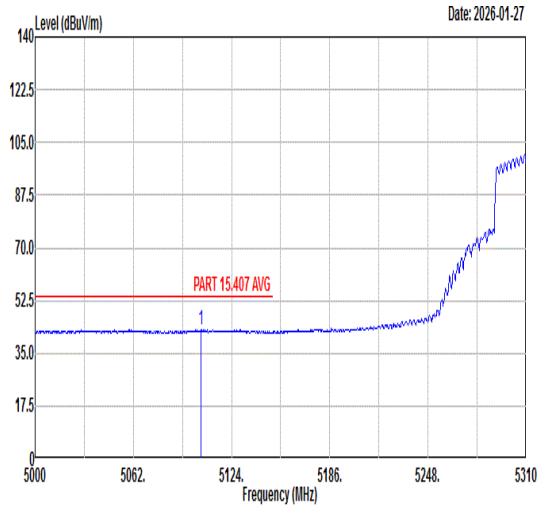 Freq Level Limit Line Margin (dB) Read Level Ant Factor Cable Loss Preamp Factor APos TPos Remark 1 5104.78 42.93 54.00 -11.07 32.70 35.26 8.45 33.48 100 86 AVERAGE	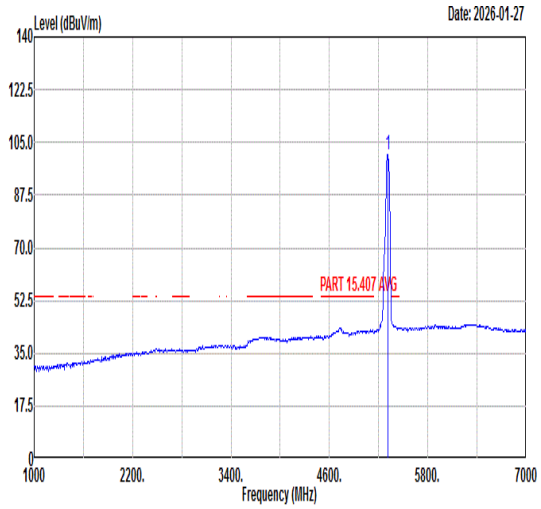 Freq Level Limit Line Margin (dB) Read Level Ant Factor Cable Loss Preamp Factor APos TPos Remark 1 5310.00 100.84 ------ ------ 89.71 35.39 9.18 33.44 100 86 AVERAGE

Mode	47	
	Band Edge - R	
	U-NII-2A_5.25-5.35_802.11ax HE40_CH62_Full RU_5310MHz	
ANT	5+7	
Pol.	Horizontal	Fundamental
Peak	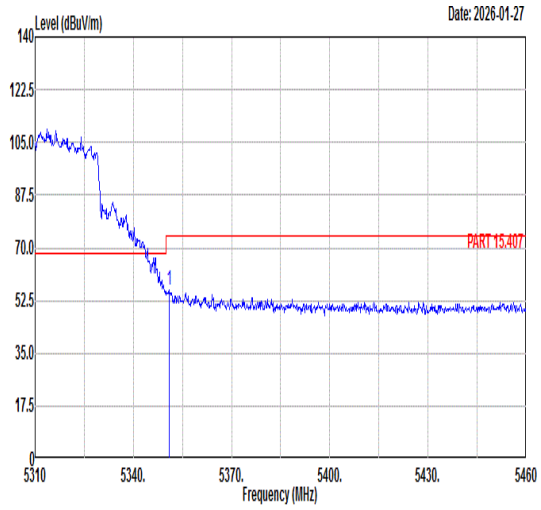 Freq Level Limit Line Margin (dB) Read Level Ant Factor Cable Loss Preamp Factor APos TPos Remark MHz dBuV/m dBuV/m dBuV dB/m dB dB cm deg 1 5350.95 55.94 74.00 -18.06 44.59 35.41 9.37 33.43 100 86 PEAK	Blank
Avg	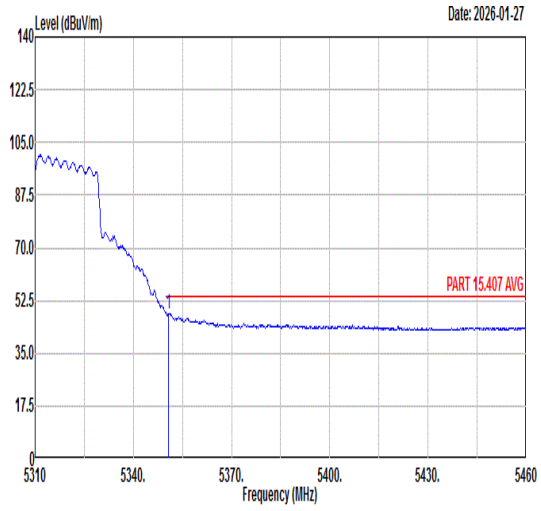 Freq Level Limit Line Margin (dB) Read Level Ant Factor Cable Loss Preamp Factor APos TPos Remark MHz dBuV/m dBuV/m dBuV dB/m dB dB cm deg 1 5350.65 48.23 54.00 -5.77 36.88 35.41 9.37 33.43 100 86 AVERAGE	Blank

Mode	47	
	Band Edge - L	
	U-NII-2A_5.25-5.35_802.11ax HE40_CH62_Full RU_5310MHz	
ANT	5+7	
Pol.	Vertical	Fundamental
Peak	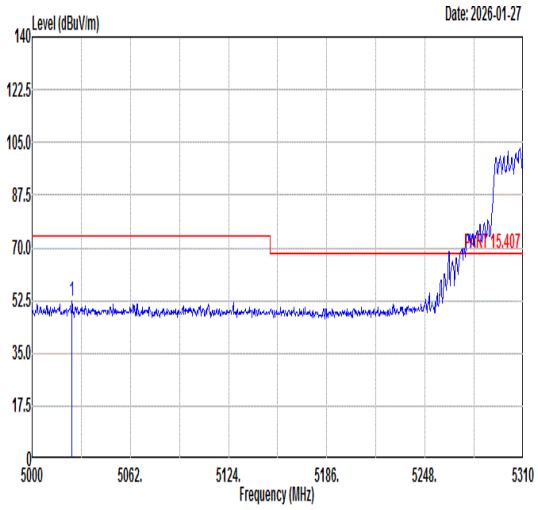 Freq Level Limit Line Margin (dB) Read Level Ant Factor Cable Loss Preamp Factor APos TPos Remark MHz dBuV/m dBuV/m dBuV dB/m dB dB cm deg 1 5025.11 52.54 74.00 -21.46 42.51 35.22 8.30 33.49 280 257 PEAK	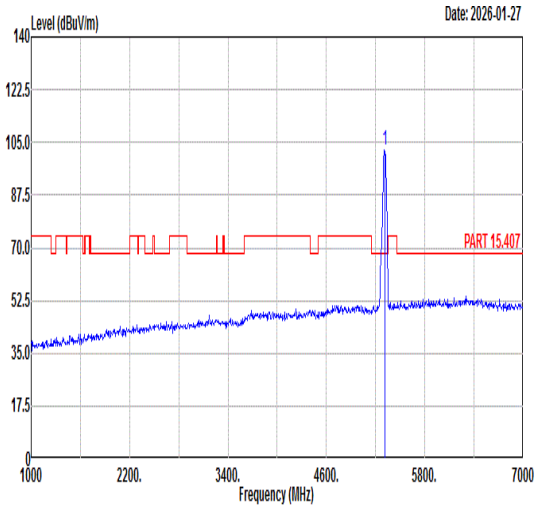 Freq Level Limit Line Margin (dB) Read Level Ant Factor Cable Loss Preamp Factor APos TPos Remark MHz dBuV/m dBuV/m dBuV dB/m dB dB cm deg 1 5310.00 102.23 ------ ------ 91.14 35.38 9.15 33.44 280 257 PEAK
Avg	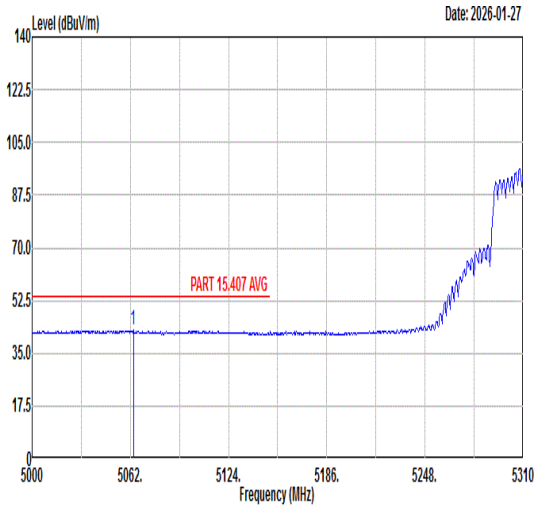 Freq Level Limit Line Margin (dB) Read Level Ant Factor Cable Loss Preamp Factor APos TPos Remark MHz dBuV/m dBuV/m dBuV dB/m dB dB cm deg 1 5063.86 42.59 54.00 -11.41 32.46 35.24 8.38 33.49 280 257 AVERAGE	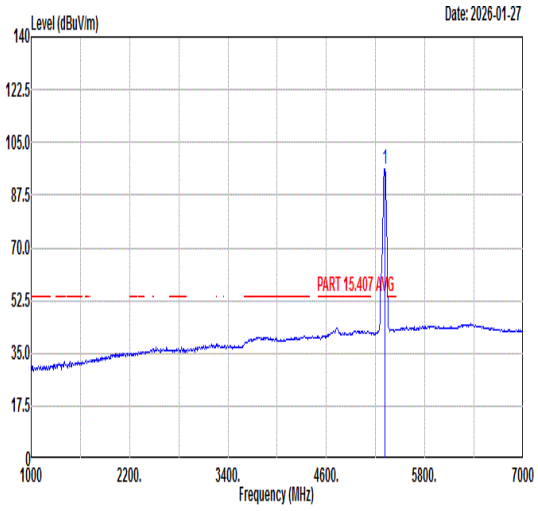 Freq Level Limit Line Margin (dB) Read Level Ant Factor Cable Loss Preamp Factor APos TPos Remark MHz dBuV/m dBuV/m dBuV dB/m dB dB cm deg 1 5310.00 96.29 ------ ------ 85.16 35.39 9.18 33.44 280 257 AVERAGE

Mode	47	
	Band Edge - R	
	U-NII-2A_5.25-5.35_802.11ax HE40_CH62_Full RU_5310MHz	
ANT	5+7	
Pol.	Vertical	Fundamental
Peak	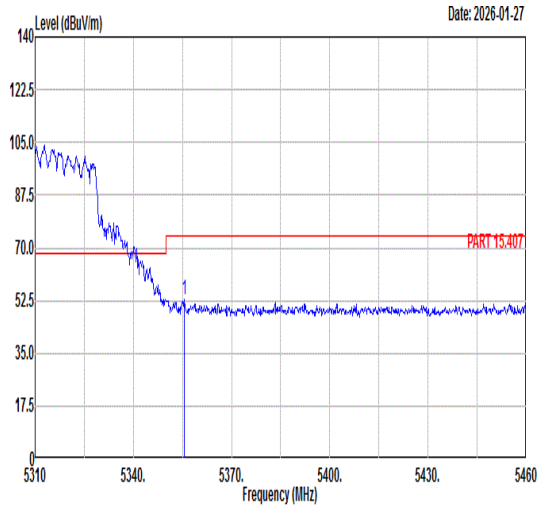 Freq Level Limit Line Margin (dB) Read Level Ant Factor Cable Loss Preamp Factor APos TPos Remark MHz dBuV/m dBuV/m dBuV dB/m dB dB cm deg 1 5355.45 52.84 74.00 -21.16 41.47 35.41 9.39 33.43 280 257 PEAK	Blank
Avg	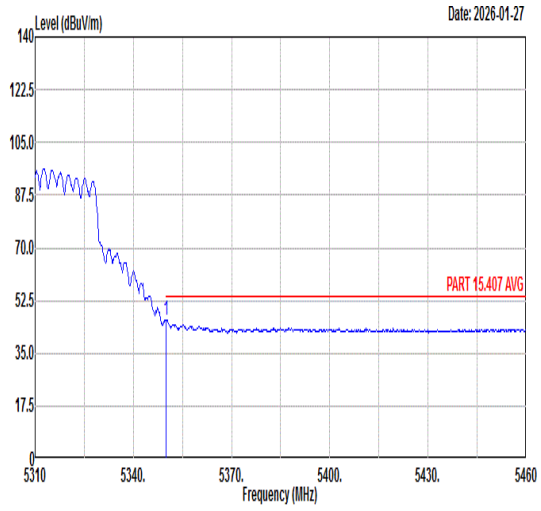 Freq Level Limit Line Margin (dB) Read Level Ant Factor Cable Loss Preamp Factor APos TPos Remark MHz dBuV/m dBuV/m dBuV dB/m dB dB cm deg 1 5350.05 46.00 54.00 -8.00 34.65 35.41 9.37 33.43 280 257 AVERAGE	Blank

Mode	47	
	Harmonic	
	U-NII-2A_5.25-5.35_802.11ax HE40_CH62_Full RU_5310MHz	
ANT	5+7	
Pol.	Horizontal	Vertical
Peak Avg	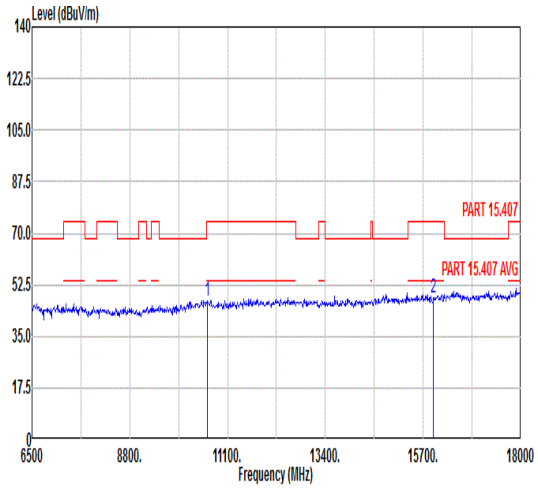 Freq Level Limit Line Margin Read Level Ant Factor Cable Loss Preamp Factor APos TPos Remark MHz dBuV/m dBuV/m dB dBuV dB/m dB dB cm deg 1 10620.00 46.99 74.00 -27.01 47.55 38.15 12.25 50.96 --- --- Peak 2 15930.00 48.16 74.00 -25.84 44.80 41.35 14.76 52.75 --- --- Peak	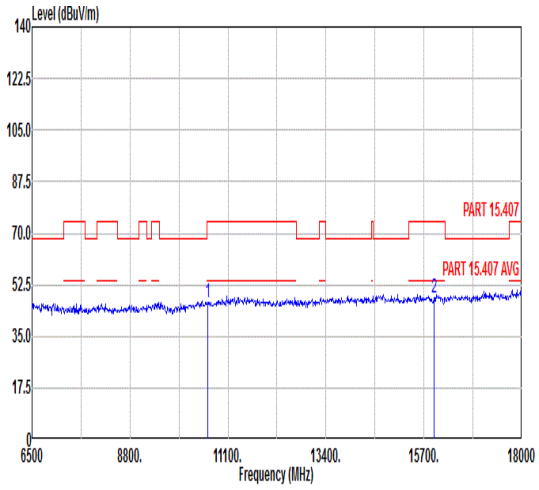 Freq Level Limit Line Margin Read Level Ant Factor Cable Loss Preamp Factor APos TPos Remark MHz dBuV/m dBuV/m dB dBuV dB/m dB dB cm deg 1 10620.00 46.44 74.00 -27.56 47.00 38.15 12.25 50.96 --- --- Peak 2 15930.00 48.09 74.00 -25.91 44.73 41.35 14.76 52.75 --- --- Peak

Mode	48	
	Band Edge - L	
	U-NII-2C_5.47-5.725_802.11ax HE40_CH102_Full RU_5510MHz	
ANT	5+7	
Pol.	Horizontal	Fundamental
Peak	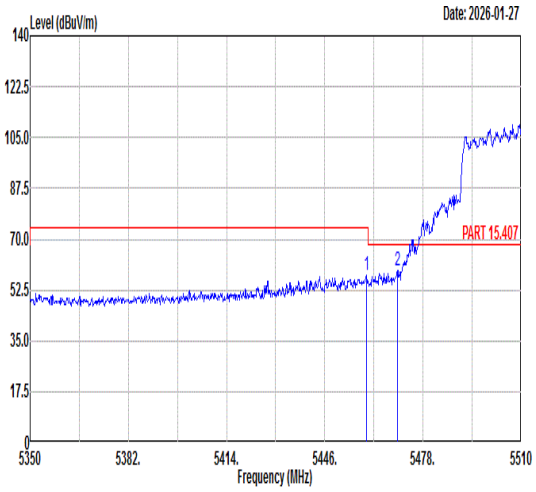 Freq Level Limit Line Margin (dB) Read Level Ant Factor Cable Loss Preamp Factor APos TPos Remark MHz dBuV/m dBuV/m dBuV dB/m dB dB cm deg 1 5459.60 57.57 74.00 -16.43 45.81 35.48 9.69 33.41 100 94 PEAK 2 5469.68 59.29 68.30 -9.01 47.53 35.48 9.69 33.41 100 94 PEAK	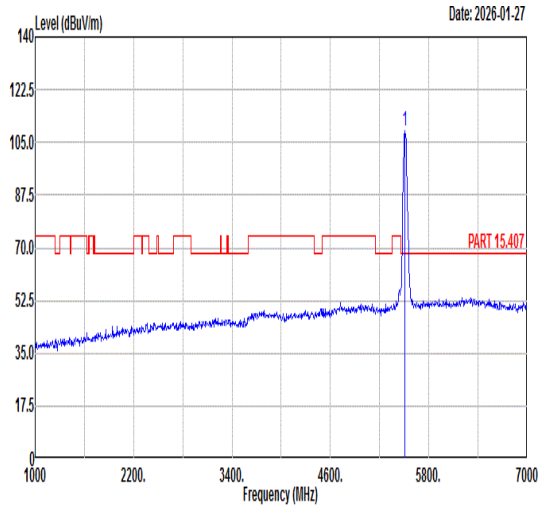 Freq Level Limit Line Margin (dB) Read Level Ant Factor Cable Loss Preamp Factor APos TPos Remark MHz dBuV/m dBuV/m dBuV dB/m dB dB cm deg 1 5510.00 108.86 ------ ------ 97.04 35.51 9.71 33.40 100 94 PEAK
Avg	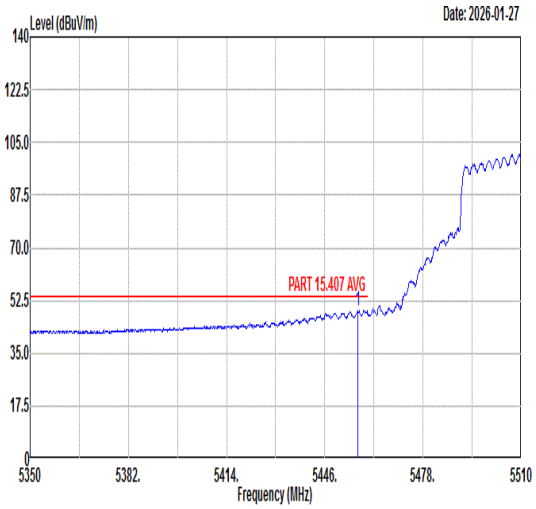 Freq Level Limit Line Margin (dB) Read Level Ant Factor Cable Loss Preamp Factor APos TPos Remark MHz dBuV/m dBuV/m dBuV dB/m dB dB cm deg 1 5456.88 49.15 54.00 -4.85 37.40 35.47 9.69 33.41 100 94 AVERAGE	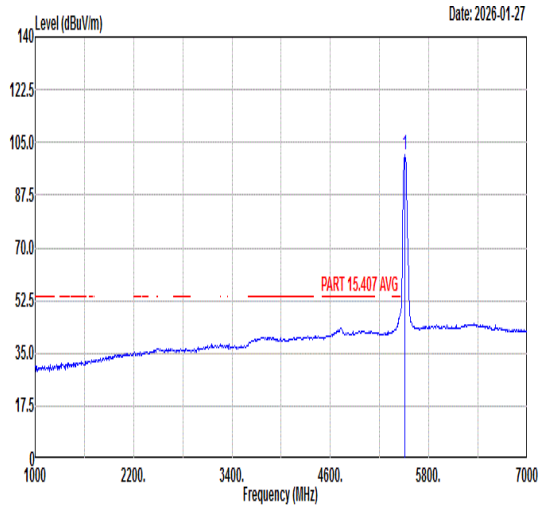 Freq Level Limit Line Margin (dB) Read Level Ant Factor Cable Loss Preamp Factor APos TPos Remark MHz dBuV/m dBuV/m dBuV dB/m dB dB cm deg 1 5510.00 100.96 ------ ------ 89.13 35.52 9.71 33.40 100 94 AVERAGE

Mode	48	
	Band Edge - R	
	U-NII-2C_5.47-5.725_802.11ax HE40_CH102_Full RU_5510MHz	
ANT	5+7	
Pol.	Horizontal	Fundamental
Peak	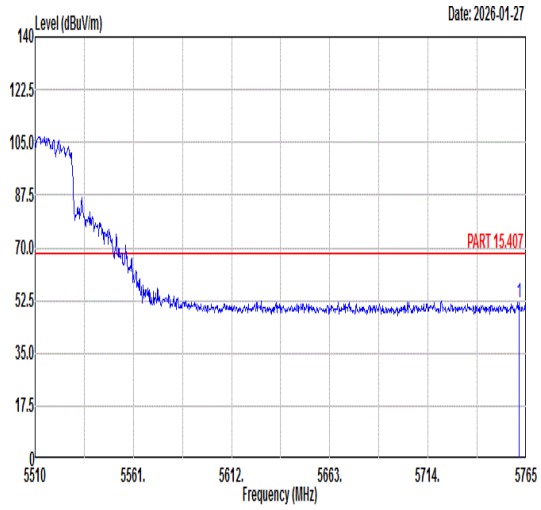	Blank

	Freq	Level	Limit Line	Margin (dB)	Read Level	Ant Factor	Cable Loss	Preamp Factor	APos	TPos	Remark
	MHz	dBuV/m	dBuV/m		dBuV	dB/m	dB	dB	cm	deg	
1	5761.18	51.81	68.30	-16.49	39.30	35.87	10.09	33.45	100	94	PEAK

Mode	48	
	Band Edge - L	
	U-NII-2C_5.47-5.725_802.11ax HE40_CH102_Full RU_5510MHz	
ANT	5+7	
Pol.	Vertical	Fundamental
Peak	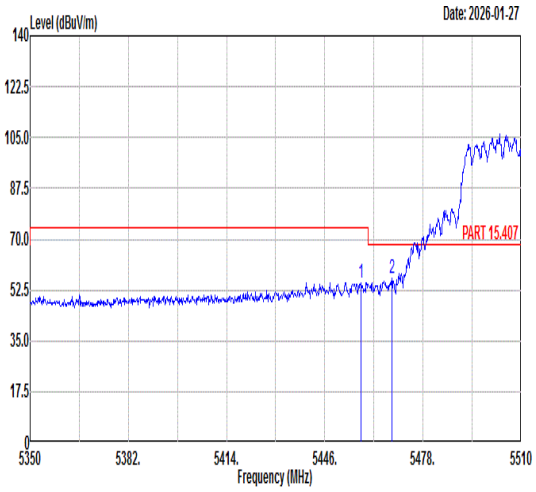 Freq Level Limit Line Margin (dB) Read Level Ant Factor Cable Loss Preamp Factor APos TPos Remark MHz dBuV/m dBuV/m dBuV dB/m dB dB cm deg 1 5457.68 55.18 74.00 -18.82 43.43 35.47 9.69 33.41 287 258 PEAK 2 5467.92 56.56 68.30 -11.74 44.80 35.48 9.69 33.41 287 258 PEAK	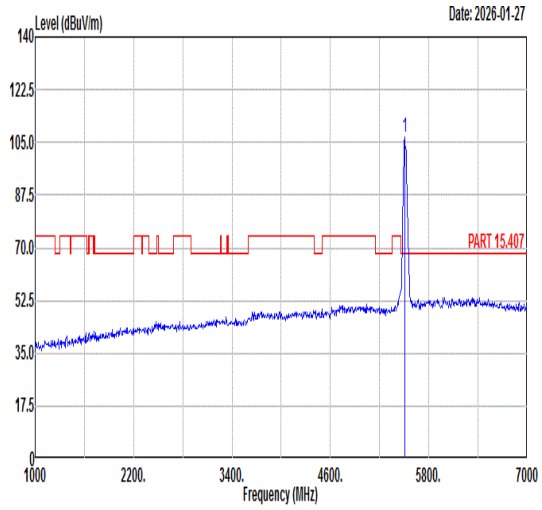 Freq Level Limit Line Margin (dB) Read Level Ant Factor Cable Loss Preamp Factor APos TPos Remark MHz dBuV/m dBuV/m dBuV dB/m dB dB cm deg 1 5510.00 106.64 ------ ------ 94.82 35.51 9.71 33.40 287 258 PEAK
Avg	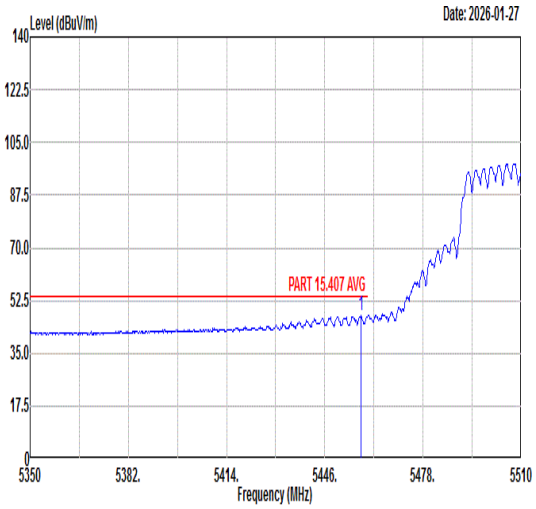 Freq Level Limit Line Margin (dB) Read Level Ant Factor Cable Loss Preamp Factor APos TPos Remark MHz dBuV/m dBuV/m dBuV dB/m dB dB cm deg 1 5457.84 47.40 54.00 -6.60 35.65 35.47 9.69 33.41 287 258 AVERAGE	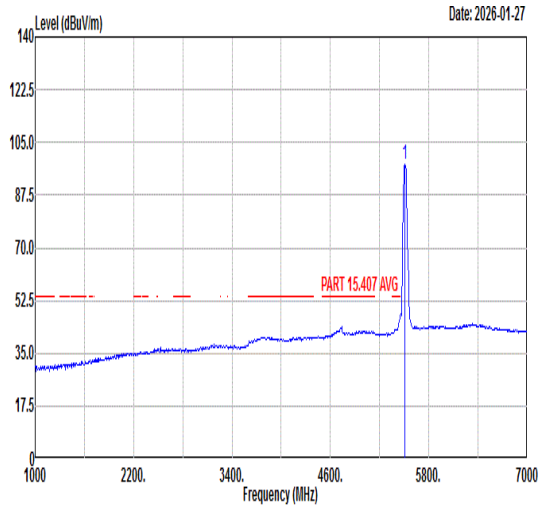 Freq Level Limit Line Margin (dB) Read Level Ant Factor Cable Loss Preamp Factor APos TPos Remark MHz dBuV/m dBuV/m dBuV dB/m dB dB cm deg 1 5510.00 97.91 ------ ------ 86.08 35.52 9.71 33.40 287 258 AVERAGE

Mode	48	
	Band Edge - R	
	U-NII-2C_5.47-5.725_802.11ax HE40_CH102_Full RU_5510MHz	
ANT	5+7	
Pol.	Vertical	Fundamental
Peak	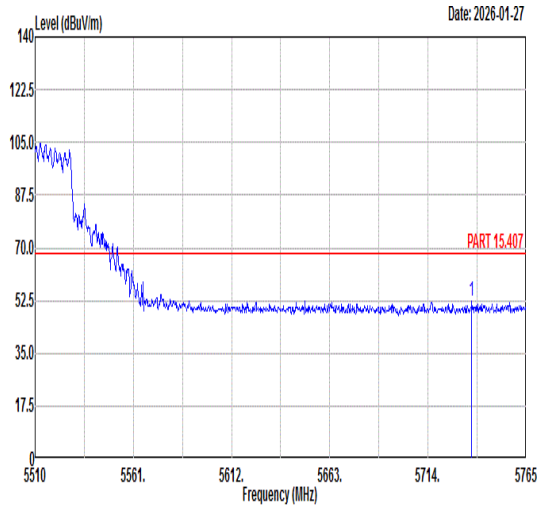 Freq Level Limit Line Margin (dB) Read Level Ant Factor Cable Loss Preamp Factor APos TPos Remark MHz dBuV/m dBuV/m dBuV dB/m dB dB cm deg 1 5736.70 52.17 68.30 -16.13 39.75 35.83 10.04 33.45 287 258 PEAK	Blank

Mode	48	
	Harmonic	
	U-NII-2C_5.47-5.725_802.11ax HE40_CH102_Full RU_5510MHz	
ANT	5+7	
Pol.	Horizontal	Vertical
Peak Avg	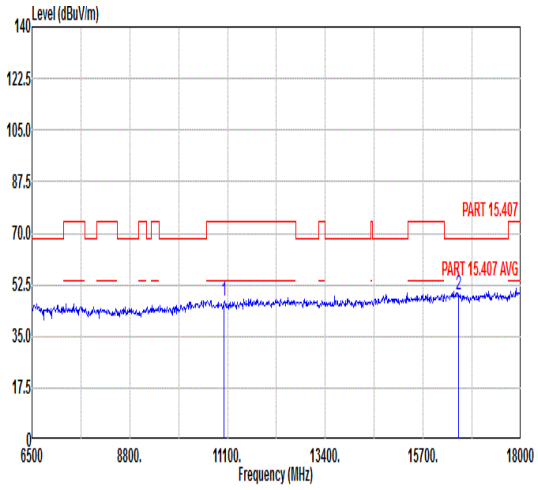 Freq Level Limit Line Margin Read Level Ant Factor Cable Loss Preamp Factor APos TPos Remark MHz dBuV/m dBuV/m dB dBuV dB/m dB dB cm deg 1 11020.00 46.91 74.00 -27.09 46.28 38.31 12.54 50.22 --- --- Peak 2 16530.00 49.01 68.30 -19.29 44.59 42.03 15.19 52.80 --- --- Peak	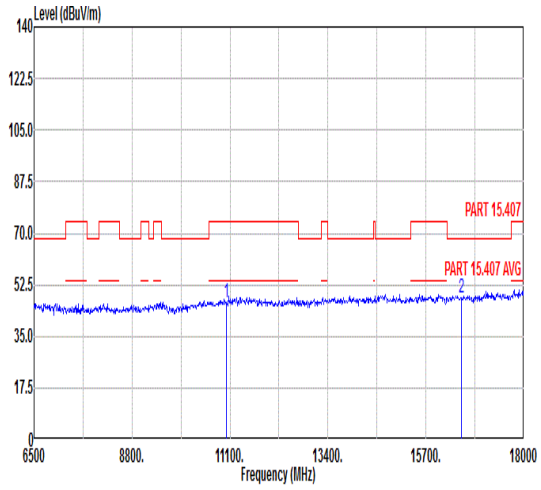 Freq Level Limit Line Margin Read Level Ant Factor Cable Loss Preamp Factor APos TPos Remark MHz dBuV/m dBuV/m dB dBuV dB/m dB dB cm deg 1 11020.00 46.60 74.00 -27.40 45.97 38.31 12.54 50.22 --- --- Peak 2 16530.00 47.91 68.30 -20.39 43.49 42.03 15.19 52.80 --- --- Peak

Mode	49	
	Band Edge - L	
	U-NII-2C_5.47-5.725_802.11ax HE40_CH134_Full RU_5670MHz	
ANT	5+7	
Pol.	Horizontal	Fundamental
Peak	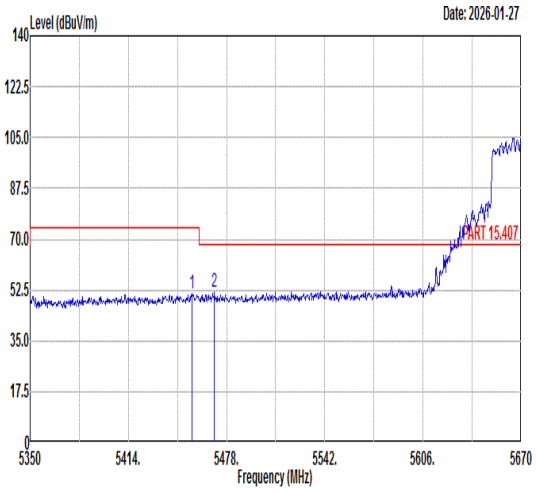 Freq Level Limit Line Margin (dB) Read Level Ant Factor Cable Loss Preamp Factor APos TPos Remark MHz dBuV/m dBuV/m dBuV dB/m dB dB cm deg 1 5455.28 50.99 74.00 -23.01 39.25 35.47 9.68 33.41 105 87 PEAK 2 5470.00 51.74 68.30 -16.56 39.98 35.48 9.69 33.41 105 87 PEAK	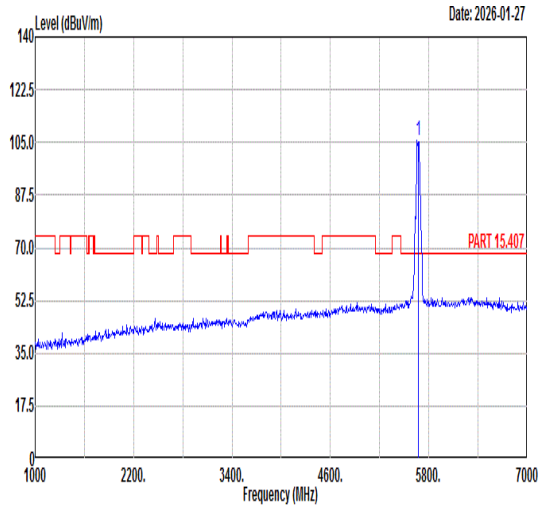 Freq Level Limit Line Margin (dB) Read Level Ant Factor Cable Loss Preamp Factor APos TPos Remark MHz dBuV/m dBuV/m dBuV dB/m dB dB cm deg 1 5670.00 105.52 ------ ------ 93.36 35.72 9.87 33.43 105 87 PEAK
Avg	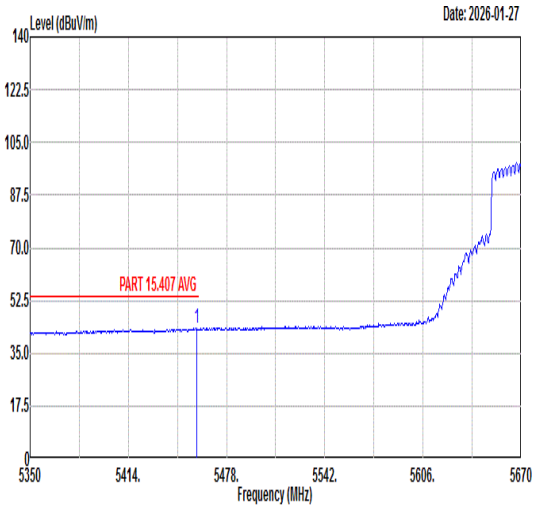 Freq Level Limit Line Margin (dB) Read Level Ant Factor Cable Loss Preamp Factor APos TPos Remark MHz dBuV/m dBuV/m dBuV dB/m dB dB cm deg 1 5458.80 43.23 54.00 -10.77 31.47 35.48 9.69 33.41 105 87 AVERAGE	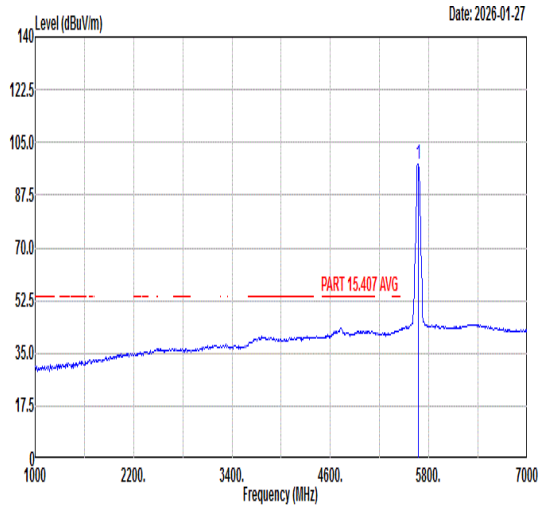 Freq Level Limit Line Margin (dB) Read Level Ant Factor Cable Loss Preamp Factor APos TPos Remark MHz dBuV/m dBuV/m dBuV dB/m dB dB cm deg 1 5670.00 97.99 ------ ------ 85.78 35.74 9.90 33.43 105 87 AVERAGE

Mode	49	
	Band Edge - R	
	U-NII-2C_5.47-5.725_802.11ax HE40_CH134_Full RU_5670MHz	
ANT	5+7	
Pol.	Horizontal	Fundamental
Peak	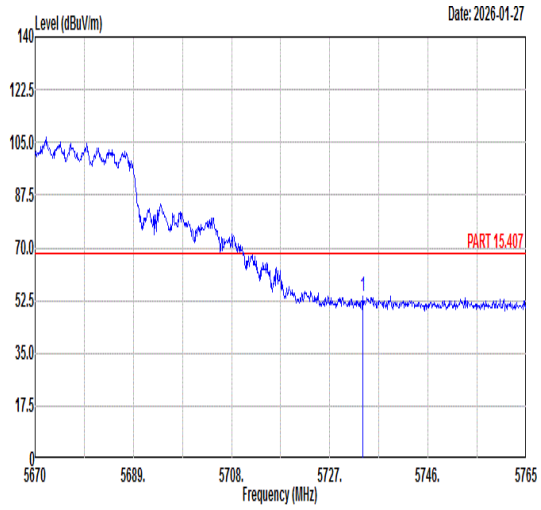 Freq Level Limit Line Margin (dB) Read Level Ant Factor Cable Loss Preamp Factor APos TPos Remark MHz dBuV/m dBuV/m dBuV dB/m dB dB cm deg 1 5733.46 54.13 68.30 -14.17 41.71 35.83 10.04 33.45 105 87 PEAK	Blank

Mode	49
	Band Edge - L
	U-NII-2C_5.47-5.725_802.11ax HE40_CH134_Full RU_5670MHz
ANT	5+7

Pol.	Vertical	Fundamental
Peak	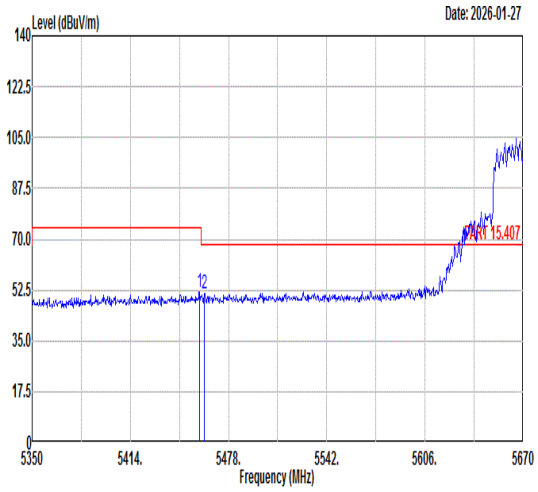 Freq Level Limit Line Margin (dB) Read Level Ant Factor Cable Loss Preamp Factor APos TPos Remark MHz dBuV/m dBuV/m dBuV dB/m dB dB cm deg 1 5459.12 51.68 74.00 -22.32 39.92 35.48 9.69 33.41 287 258 PEAK 2 5462.00 51.34 68.30 -16.96 39.58 35.48 9.69 33.41 287 258 PEAK	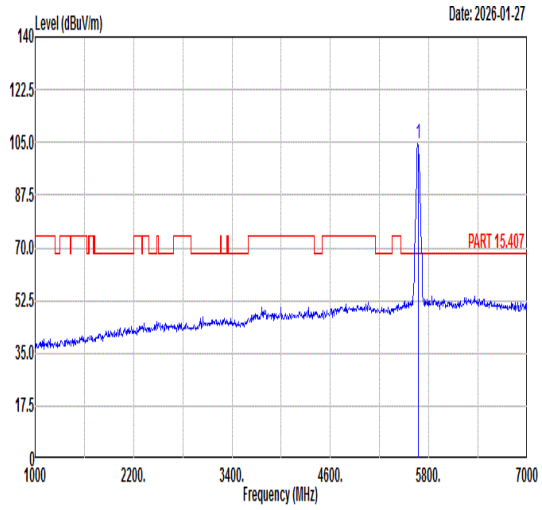 Freq Level Limit Line Margin (dB) Read Level Ant Factor Cable Loss Preamp Factor APos TPos Remark MHz dBuV/m dBuV/m dBuV dB/m dB dB cm deg 1 5670.00 104.42 ------ ------ 92.23 35.73 9.89 33.43 287 258 PEAK
Avg	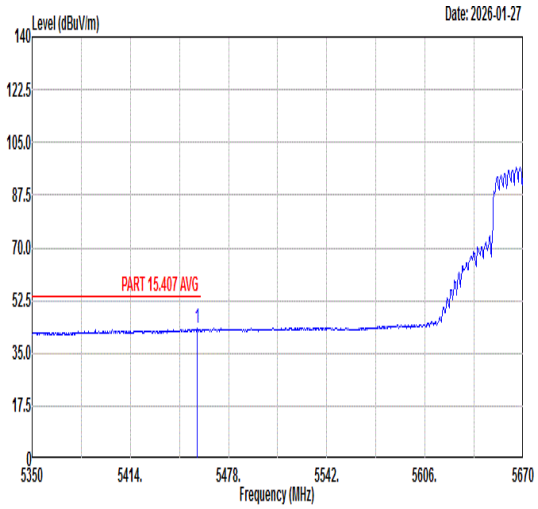 Freq Level Limit Line Margin (dB) Read Level Ant Factor Cable Loss Preamp Factor APos TPos Remark MHz dBuV/m dBuV/m dBuV dB/m dB dB cm deg 1 5457.52 43.11 54.00 -10.89 31.36 35.47 9.69 33.41 287 258 AVERAGE	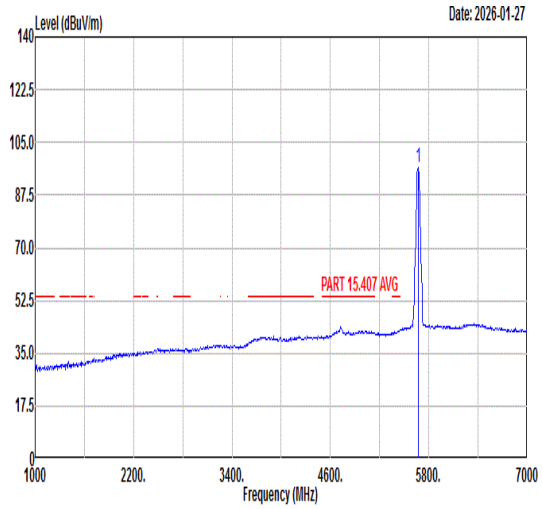 Freq Level Limit Line Margin (dB) Read Level Ant Factor Cable Loss Preamp Factor APos TPos Remark MHz dBuV/m dBuV/m dBuV dB/m dB dB cm deg 1 5670.00 96.68 ------ ------ 84.47 35.74 9.90 33.43 287 258 AVERAGE

Mode	49	
	Band Edge - R	
	U-NII-2C_5.47-5.725_802.11ax HE40_CH134_Full RU_5670MHz	
ANT	5+7	
Pol.	Vertical	Fundamental
Peak	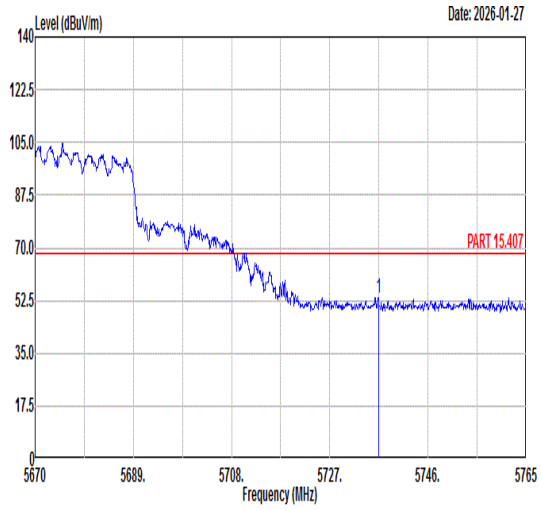 Freq Level Limit Line Margin (dB) Read Level Ant Factor Cable Loss Preamp Factor APos TPos Remark MHz dBuV/m dBuV/m dBuV dB/m dB dB cm deg 1 5736.41 53.60 68.30 -14.70 41.18 35.83 10.04 33.45 287 258 PEAK	Blank

Mode	49	
	Harmonic	
	U-NII-2C_5.47-5.725_802.11ax HE40_CH134_Full RU_5670MHz	
ANT	5+7	
Pol.	Horizontal	Vertical
Peak Avg	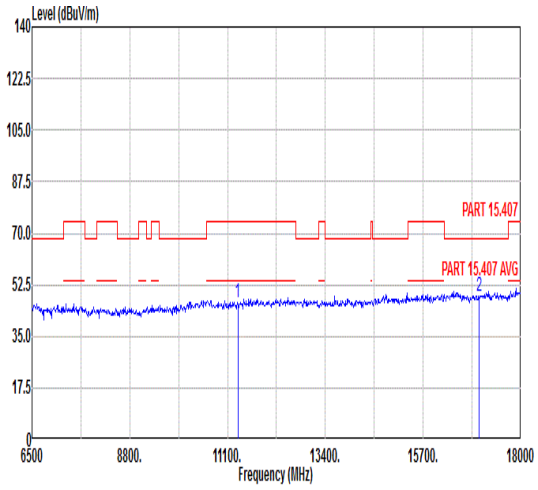 Freq Level Limit Line Margin Read Level Ant Factor Cable Loss Preamp Factor APos TPos Remark MHz dBuV/m dBuV/m dB dBuV dB/m dB dB cm deg 1 11340.00 46.65 74.00 -27.35 45.99 38.40 12.77 50.51 --- --- Peak 2 17010.00 48.57 68.30 -19.73 43.24 42.58 15.55 52.80 --- --- Peak	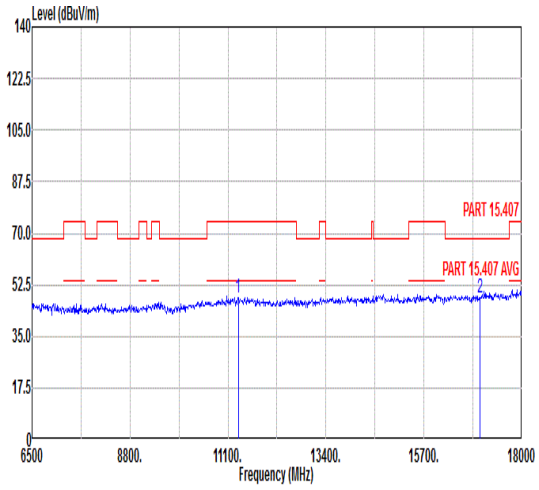 Freq Level Limit Line Margin Read Level Ant Factor Cable Loss Preamp Factor APos TPos Remark MHz dBuV/m dBuV/m dB dBuV dB/m dB dB cm deg 1 11340.00 48.28 74.00 -25.72 47.62 38.40 12.77 50.51 --- --- Peak 2 17010.00 47.99 68.30 -20.31 42.66 42.58 15.55 52.80 --- --- Peak

Mode	50	
	Band Edge - L	
	U-NII-1_5.15-5.25_802.11ax HE80_CH42_Full RU_5210MHz	
ANT	5+7	
Pol.	Horizontal	Fundamental
Peak	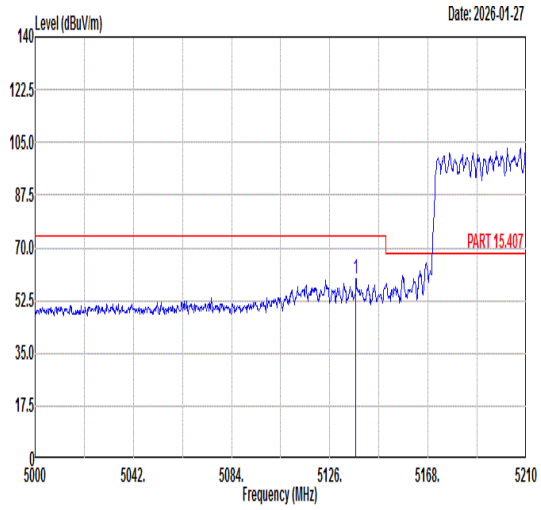 Freq Level Limit Line Margin (dB) Read Level Ant Factor Cable Loss Preamp Factor APos TPos Remark MHz dBuV/m dBuV/m dBuV dB/m dB dB cm deg 1 5137.13 59.81 74.00 -14.19 49.49 35.28 8.51 33.47 100 65 PEAK	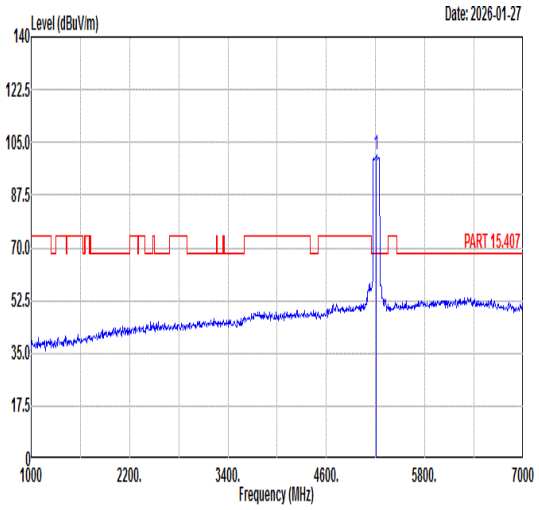 Freq Level Limit Line Margin (dB) Read Level Ant Factor Cable Loss Preamp Factor APos TPos Remark MHz dBuV/m dBuV/m dBuV dB/m dB dB cm deg 1 5210.00 100.74 ------ ------ 90.19 35.33 8.68 33.46 100 65 PEAK
Avg	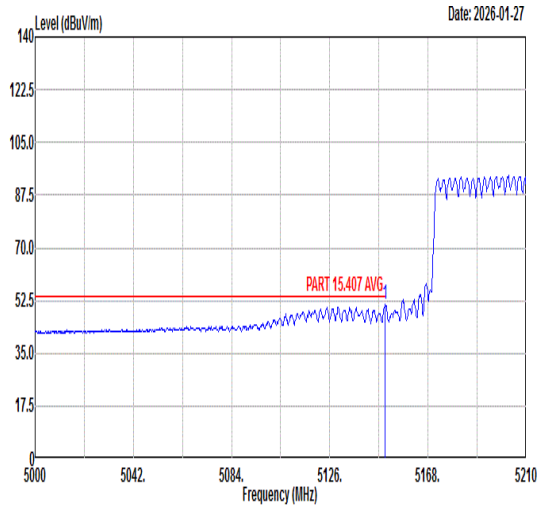 Freq Level Limit Line Margin (dB) Read Level Ant Factor Cable Loss Preamp Factor APos TPos Remark MHz dBuV/m dBuV/m dBuV dB/m dB dB cm deg 1 5149.73 50.98 54.00 -3.02 40.62 35.29 8.54 33.47 100 65 AVERAGE	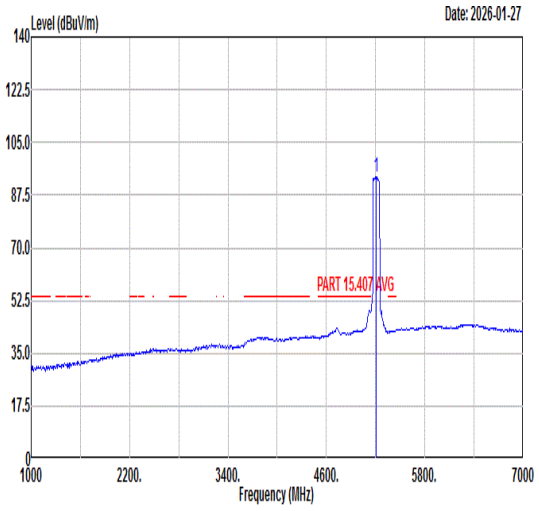 Freq Level Limit Line Margin (dB) Read Level Ant Factor Cable Loss Preamp Factor APos TPos Remark MHz dBuV/m dBuV/m dBuV dB/m dB dB cm deg 1 5210.00 93.39 ------ ------ 82.89 35.32 8.64 33.46 100 65 AVERAGE

Mode	50	
	Band Edge - R	
	U-NII-1_5.15-5.25_802.11ax HE80_CH42_Full RU_5210MHz	
ANT	5+7	
Pol.	Horizontal	Fundamental
Peak	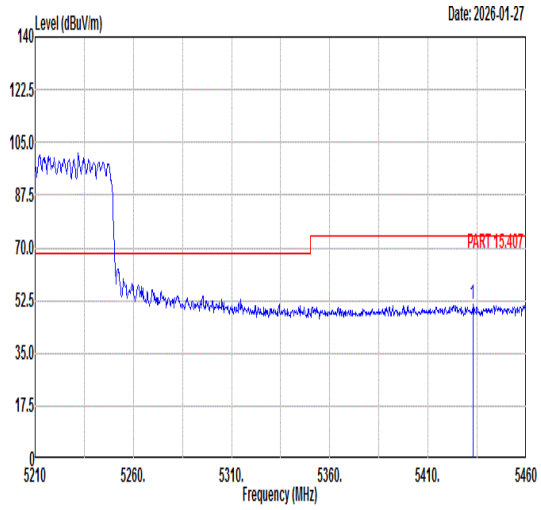 Freq Level Limit Line Margin (dB) Read Level Ant Factor Cable Loss Preamp Factor APos TPos Remark MHz dBuV/m dBuV/m dBuV dB/m dB dB cm deg 1 5432.75 51.26 74.00 -22.74 39.54 35.46 9.67 33.41 100 65 PEAK	Blank
Avg	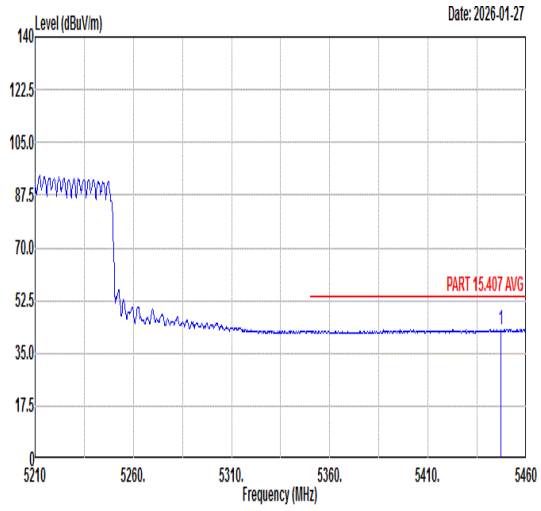 Freq Level Limit Line Margin (dB) Read Level Ant Factor Cable Loss Preamp Factor APos TPos Remark MHz dBuV/m dBuV/m dBuV dB/m dB dB cm deg 1 5447.25 42.95 54.00 -11.05 31.21 35.47 9.68 33.41 100 65 AVERAGE	Blank

Mode	50	
	Band Edge - L	
	U-NII-1_5.15-5.25_802.11ax HE80_CH42_Full RU_5210MHz	
ANT	5+7	
Pol.	Vertical	Fundamental
Peak	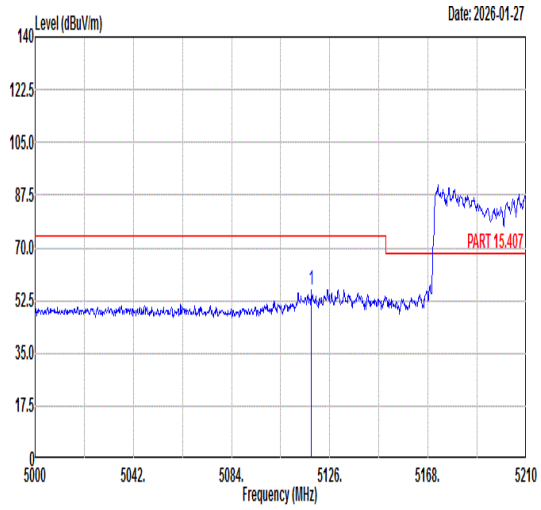 Freq Level Limit Line Margin (dB) Read Level Ant Factor Cable Loss Preamp Factor APos TPos Remark MHz dBuV/m dBuV/m dBuV dB/m dB dB cm deg 1 5118.23 56.24 74.00 -17.76 45.97 35.27 8.48 33.48 400 116 PEAK	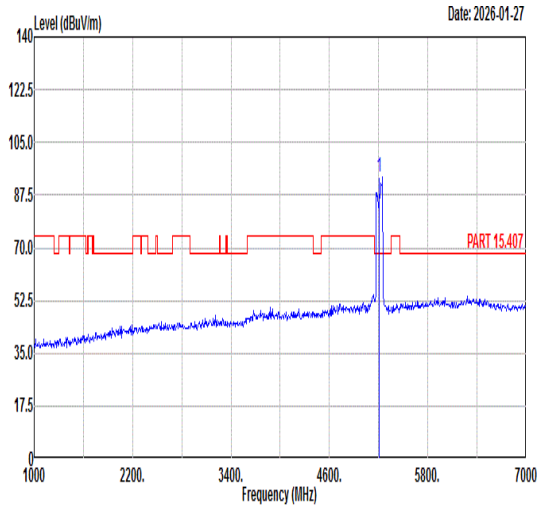 Freq Level Limit Line Margin (dB) Read Level Ant Factor Cable Loss Preamp Factor APos TPos Remark MHz dBuV/m dBuV/m dBuV dB/m dB dB cm deg 1 5210.00 93.37 ------ ------ 82.63 35.35 8.84 33.45 400 116 PEAK
Avg	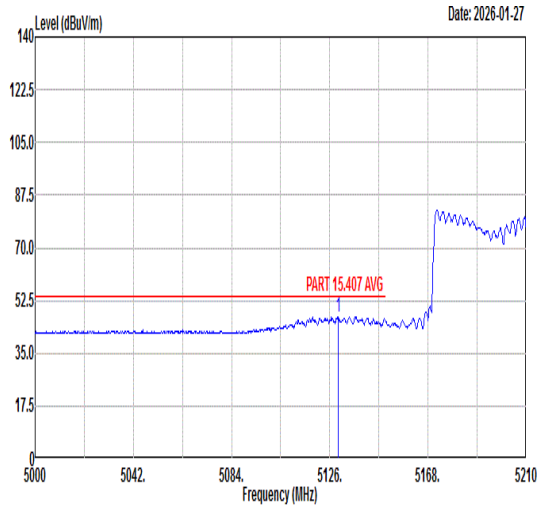 Freq Level Limit Line Margin (dB) Read Level Ant Factor Cable Loss Preamp Factor APos TPos Remark MHz dBuV/m dBuV/m dBuV dB/m dB dB cm deg 1 5129.57 47.24 54.00 -6.76 36.93 35.28 8.50 33.47 400 116 AVERAGE	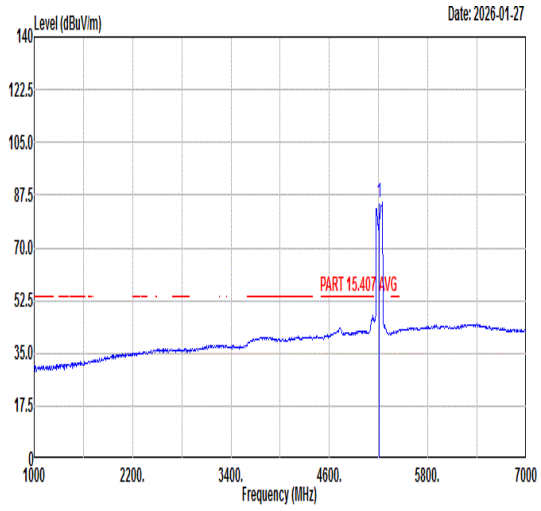 Freq Level Limit Line Margin (dB) Read Level Ant Factor Cable Loss Preamp Factor APos TPos Remark MHz dBuV/m dBuV/m dBuV dB/m dB dB cm deg 1 5210.00 85.08 ------ ------ 74.34 35.35 8.84 33.45 400 116 AVERAGE

Mode	50	
	Band Edge - R	
	U-NII-1_5.15-5.25_802.11ax HE80_CH42_Full RU_5210MHz	
ANT	5+7	
Pol.	Vertical	Fundamental
Peak	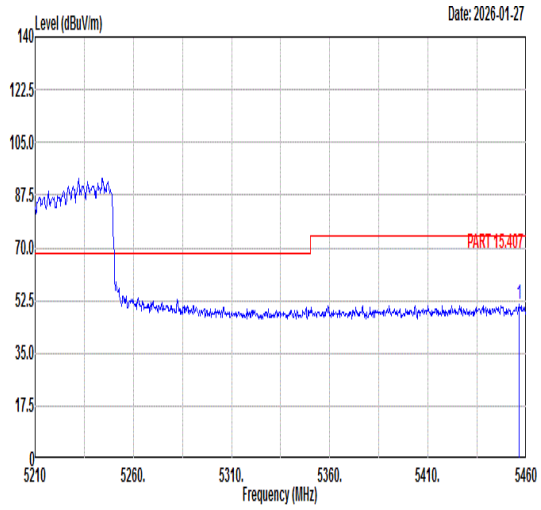 Freq Level Limit Line Margin (dB) Read Level Ant Factor Cable Loss Preamp Factor APos TPos Remark MHz dBuV/m dBuV/m dBuV dB/m dB dB cm deg 1 5456.50 51.20 74.00 -22.80 39.45 35.47 9.69 33.41 400 116 PEAK	Blank
Avg	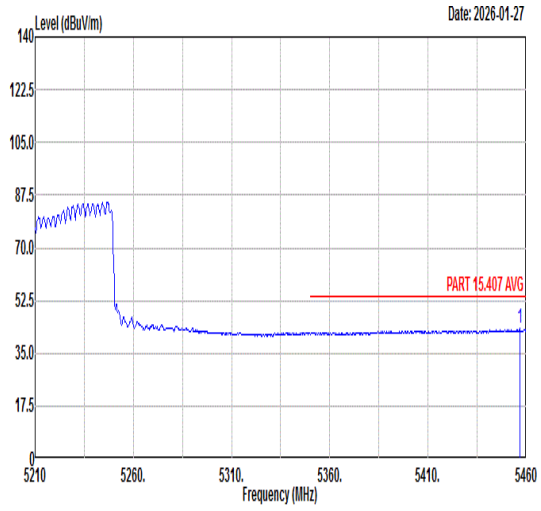 Freq Level Limit Line Margin (dB) Read Level Ant Factor Cable Loss Preamp Factor APos TPos Remark MHz dBuV/m dBuV/m dBuV dB/m dB dB cm deg 1 5456.75 43.08 54.00 -10.92 31.33 35.47 9.69 33.41 400 116 AVERAGE	Blank

Mode	50	
	Harmonic	
	U-NII-1_5.15-5.25_802.11ax HE80_CH42_Full RU_5210MHz	
ANT	5+7	
Pol.	Horizontal	Vertical
Peak Avg	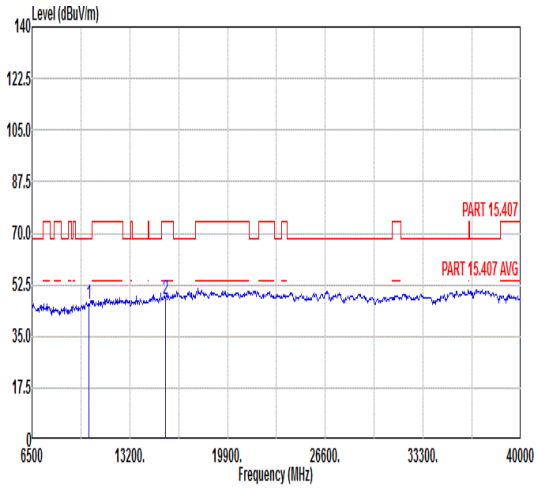 Freq Level Limit Line Margin Read Level Ant Factor Cable Loss Preamp Factor APos TPos Remark MHz dBuV/m dBuV/m dB dBuV dB/m dB dB cm deg 1 10420.00 46.01 68.30 -22.29 47.19 38.07 12.11 51.36 --- --- Peak 2 15630.00 47.37 74.00 -26.63 44.28 41.01 14.62 52.54 --- --- Peak	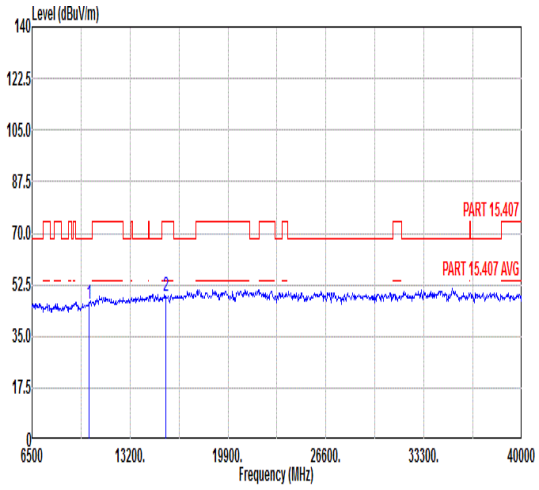 Freq Level Limit Line Margin Read Level Ant Factor Cable Loss Preamp Factor APos TPos Remark MHz dBuV/m dBuV/m dB dBuV dB/m dB dB cm deg 1 10420.00 46.06 68.30 -22.24 47.24 38.07 12.11 51.36 --- --- Peak 2 15630.00 48.63 74.00 -25.37 45.54 41.01 14.62 52.54 --- --- Peak

Mode	51
	Band Edge - L
	U-NII-2A_5.25-5.35_802.11ax HE80_CH58_Full RU_5290MHz
ANT	5+7

Pol.	Horizontal	Fundamental
Peak	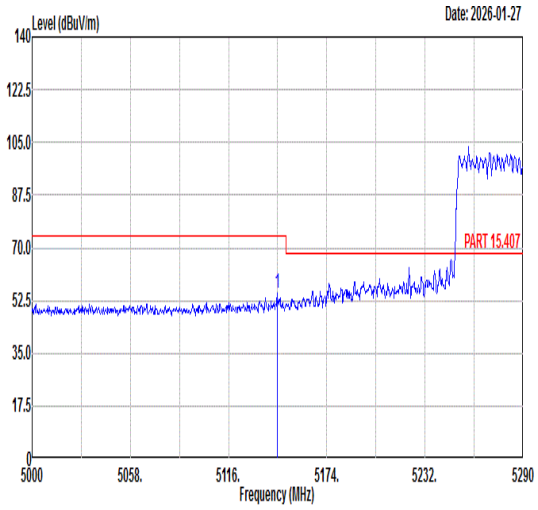 Freq Level Limit Line Margin (dB) Read Level Ant Factor Cable Loss Preamp Factor APos TPos Remark MHz dBuV/m dBuV/m dBuV dB/m dB dB cm deg 1 5144.71 55.04 74.00 -18.96 44.69 35.29 8.53 33.47 100 45 PEAK	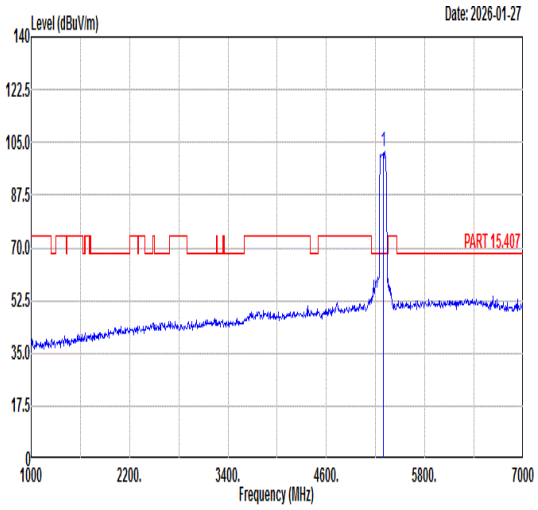 Freq Level Limit Line Margin (dB) Read Level Ant Factor Cable Loss Preamp Factor APos TPos Remark MHz dBuV/m dBuV/m dBuV dB/m dB dB cm deg 1 5290.00 102.01 ------ ------ 90.88 35.39 9.18 33.44 100 45 PEAK
Avg	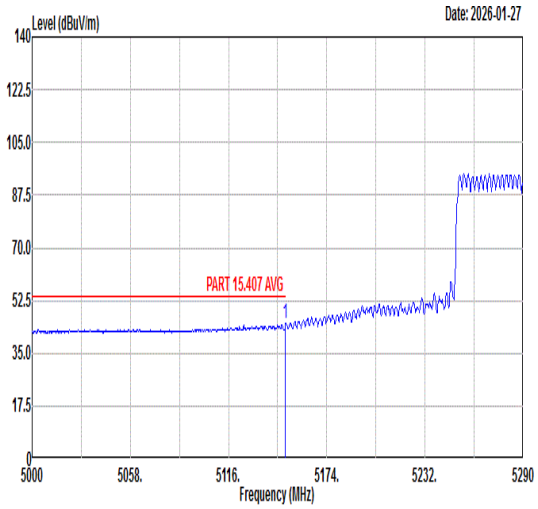 Freq Level Limit Line Margin (dB) Read Level Ant Factor Cable Loss Preamp Factor APos TPos Remark MHz dBuV/m dBuV/m dBuV dB/m dB dB cm deg 1 5149.64 44.97 54.00 -9.03 34.62 35.29 8.53 33.47 100 45 AVERAGE	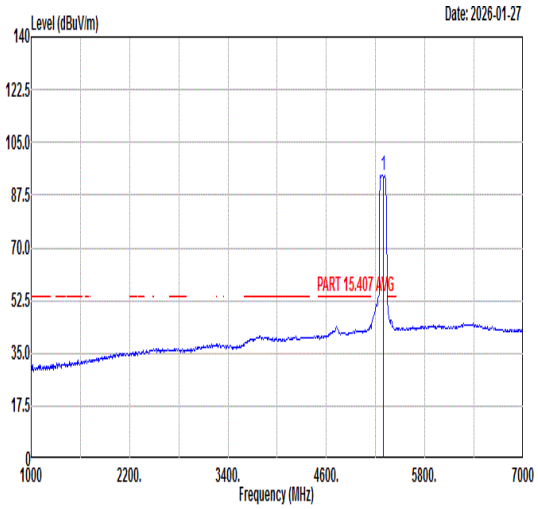 Freq Level Limit Line Margin (dB) Read Level Ant Factor Cable Loss Preamp Factor APos TPos Remark MHz dBuV/m dBuV/m dBuV dB/m dB dB cm deg 1 5290.00 94.27 ------ ------ 83.50 35.35 8.87 33.45 100 45 AVERAGE

Mode	51	
	Band Edge - R	
	U-NII-2A_5.25-5.35_802.11ax HE80_CH58_Full RU_5290MHz	
ANT	5+7	
Pol.	Horizontal	Fundamental
Peak	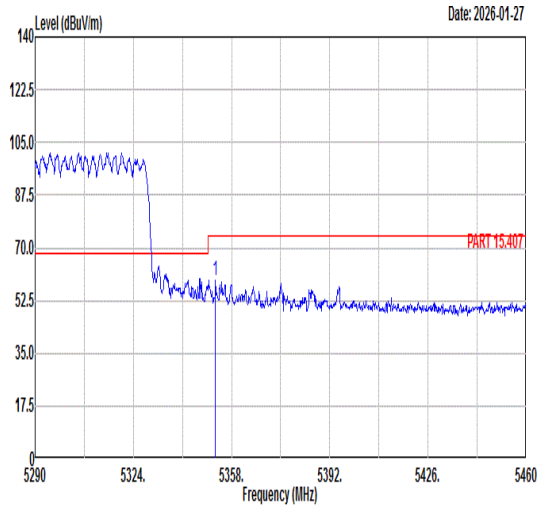 Freq Level Limit Line Margin (dB) Read Level Ant Factor Cable Loss Preamp Factor APos TPos Remark MHz dBuV/m dBuV/m dBuV dB/m dB dB cm deg 1 5352.39 59.15 74.00 -14.85 47.79 35.41 9.38 33.43 100 45 PEAK	Blank
Avg	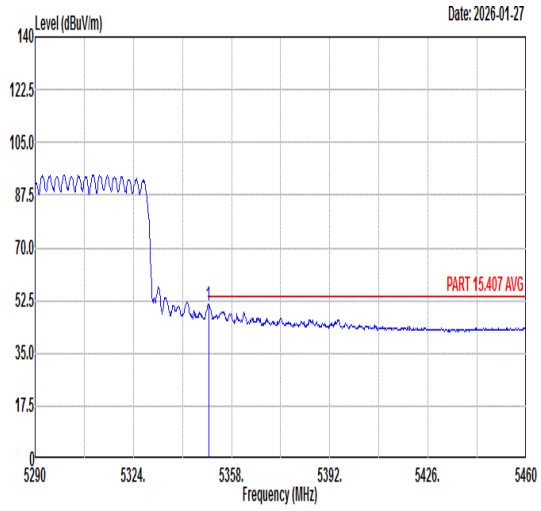 Freq Level Limit Line Margin (dB) Read Level Ant Factor Cable Loss Preamp Factor APos TPos Remark MHz dBuV/m dBuV/m dBuV dB/m dB dB cm deg 1 5350.01 50.84 54.00 -3.16 39.50 35.41 9.36 33.43 100 45 AVERAGE	Blank

Mode	51	
	Band Edge - L	
	U-NII-2A_5.25-5.35_802.11ax HE80_CH58_Full RU_5290MHz	
ANT	5+7	
Pol.	Vertical	Fundamental
Peak	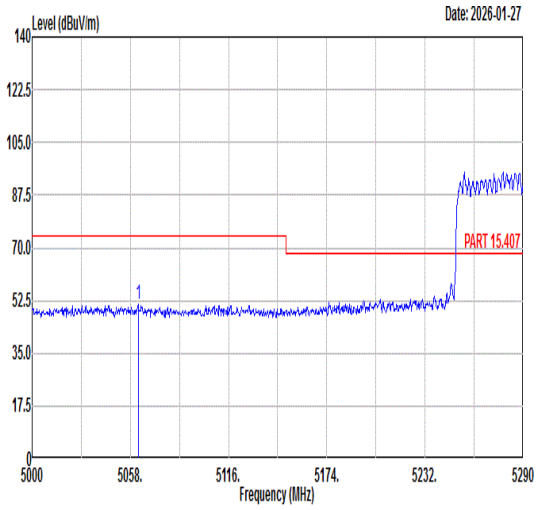 Freq Level Limit Line Margin (dB) Read Level Ant Factor Cable Loss Preamp Factor APos TPos Remark MHz dBuV/m dBuV/m dBuV dB/m dB dB cm deg 1 5062.64 51.30 74.00 -22.70 41.18 35.24 8.37 33.49 300 257 PEAK	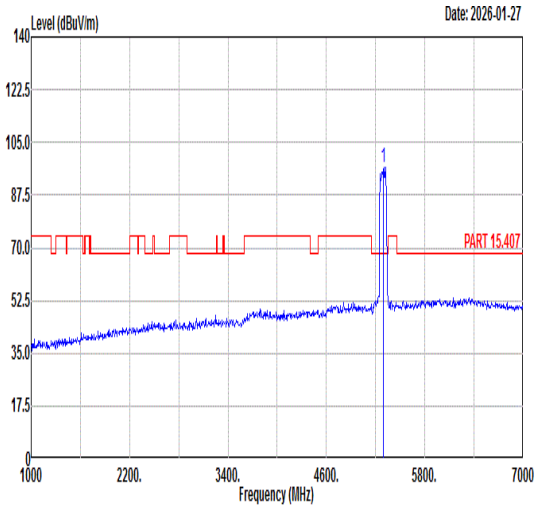 Freq Level Limit Line Margin (dB) Read Level Ant Factor Cable Loss Preamp Factor APos TPos Remark MHz dBuV/m dBuV/m dBuV dB/m dB dB cm deg 1 5290.00 96.78 ------ ------ 85.62 35.39 9.21 33.44 300 257 PEAK
Avg	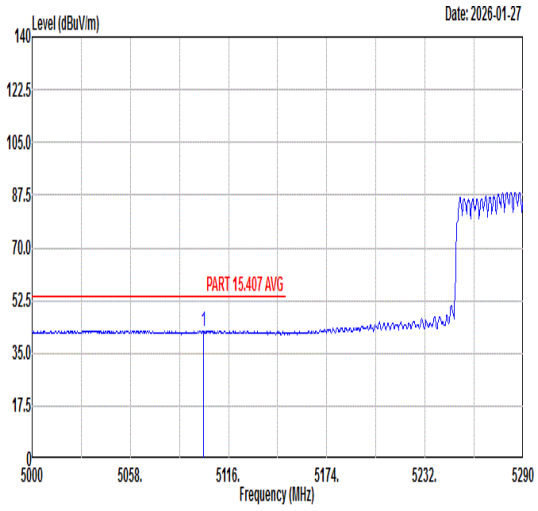 Freq Level Limit Line Margin (dB) Read Level Ant Factor Cable Loss Preamp Factor APos TPos Remark MHz dBuV/m dBuV/m dBuV dB/m dB dB cm deg 1 5101.21 42.50 54.00 -11.50 32.27 35.26 8.45 33.48 300 257 AVERAGE	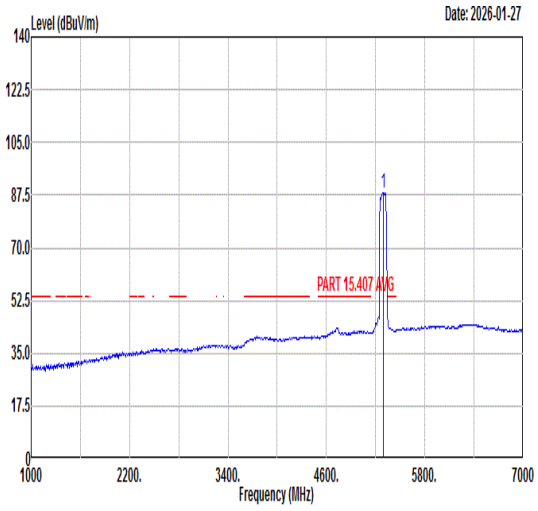 Freq Level Limit Line Margin (dB) Read Level Ant Factor Cable Loss Preamp Factor APos TPos Remark MHz dBuV/m dBuV/m dBuV dB/m dB dB cm deg 1 5290.00 88.34 ------ ------ 77.28 35.38 9.12 33.44 300 257 AVERAGE

Mode	51	
	Band Edge - R	
	U-NII-2A_5.25-5.35_802.11ax HE80_CH58_Full RU_5290MHz	
ANT	5+7	
Pol.	Vertical	Fundamental
Peak	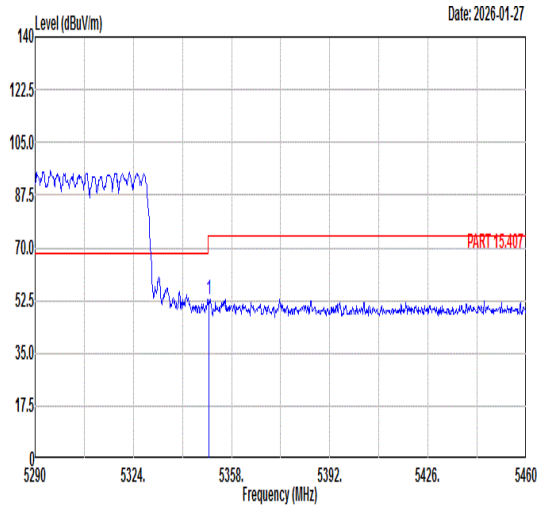 Freq Level Limit Line Margin (dB) Read Level Ant Factor Cable Loss Preamp Factor APos TPos Remark MHz dBuV/m dBuV/m dBuV dB/m dB dB cm deg 1 5350.18 53.08 74.00 -20.92 41.73 35.41 9.37 33.43 300 257 PEAK	Blank
Avg	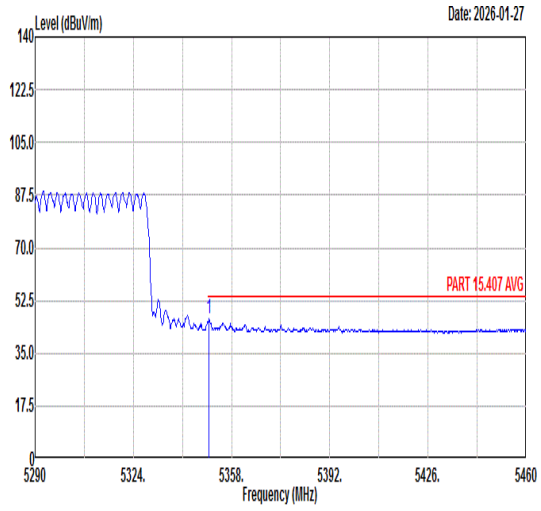 Freq Level Limit Line Margin (dB) Read Level Ant Factor Cable Loss Preamp Factor APos TPos Remark MHz dBuV/m dBuV/m dBuV dB/m dB dB cm deg 1 5350.18 46.49 54.00 -7.51 35.14 35.41 9.37 33.43 300 257 AVERAGE	Blank

Mode	51	
	Harmonic	
	U-NII-2A_5.25-5.35_802.11ax HE80_CH58_Full RU_5290MHz	
ANT	5+7	
Pol.	Horizontal	Vertical
Peak Avg	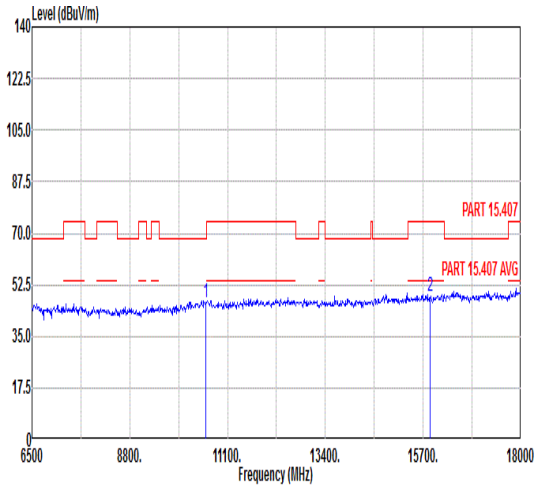 Freq Level Limit Line Margin Read Level Ant Factor Cable Loss Preamp Factor APos TPos Remark MHz dBuV/m dBuV/m dB dBuV dB/m dB dB cm deg 1 10580.00 46.61 68.30 -21.69 47.30 38.13 12.22 51.04 --- --- Peak 2 15870.00 48.72 74.00 -25.28 45.41 41.29 14.73 52.71 --- --- Peak	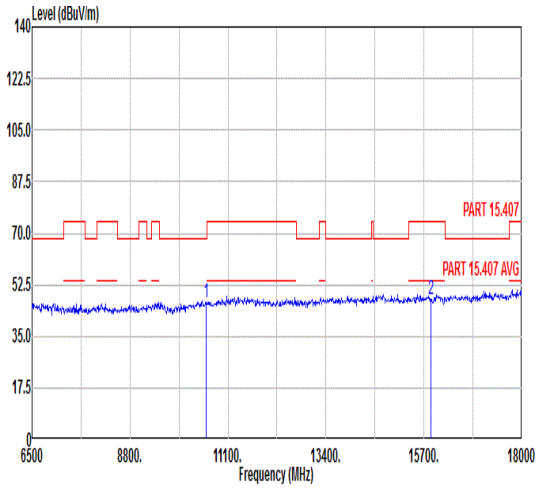 Freq Level Limit Line Margin Read Level Ant Factor Cable Loss Preamp Factor APos TPos Remark MHz dBuV/m dBuV/m dB dBuV dB/m dB dB cm deg 1 10580.00 46.53 68.30 -21.77 47.22 38.13 12.22 51.04 --- --- Peak 2 15870.00 47.80 74.00 -26.20 44.49 41.29 14.73 52.71 --- --- Peak

Mode	52	
	Band Edge - L	
	U-NII-2C_5.47-5.725_802.11ax HE80_CH106_Full RU_5530MHz	
ANT	5+7	
Pol.	Horizontal	Fundamental
Peak	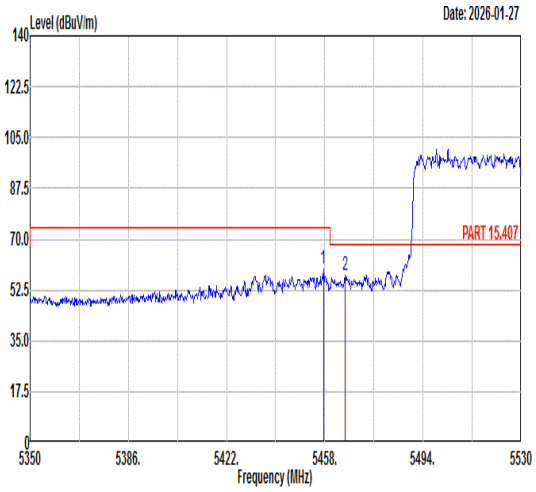 Freq Level Limit Line Margin (dB) Read Level Ant Factor Cable Loss Preamp Factor APos TPos Remark MHz dBuV/m dBuV/m dBuV dB/m dB dB cm deg 1 5457.46 59.82 74.00 -14.18 48.07 35.47 9.69 33.41 100 68 PEAK 2 5465.56 57.46 68.30 -10.84 45.70 35.48 9.69 33.41 100 68 PEAK	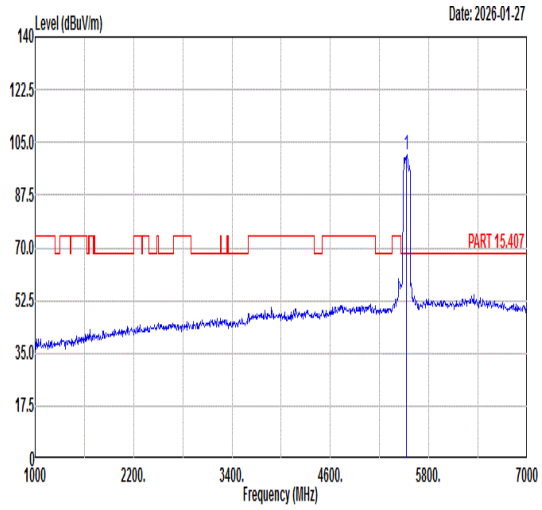 Freq Level Limit Line Margin (dB) Read Level Ant Factor Cable Loss Preamp Factor APos TPos Remark MHz dBuV/m dBuV/m dBuV dB/m dB dB cm deg 1 5530.00 100.83 ------ ------ 88.96 35.55 9.73 33.41 100 68 PEAK
Avg	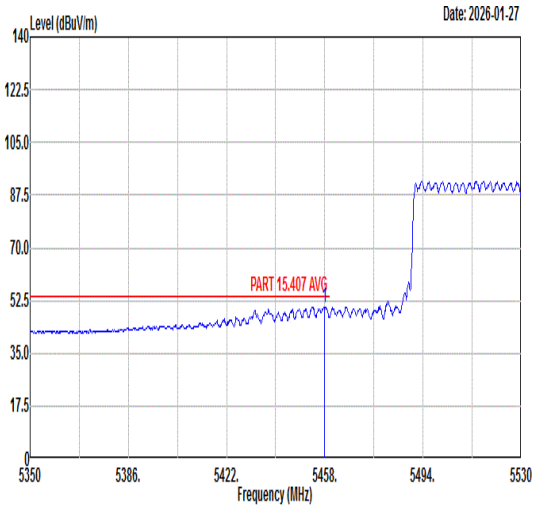 Freq Level Limit Line Margin (dB) Read Level Ant Factor Cable Loss Preamp Factor APos TPos Remark MHz dBuV/m dBuV/m dBuV dB/m dB dB cm deg 1 5458.00 50.41 54.00 -3.59 38.66 35.47 9.69 33.41 100 68 AVERAGE	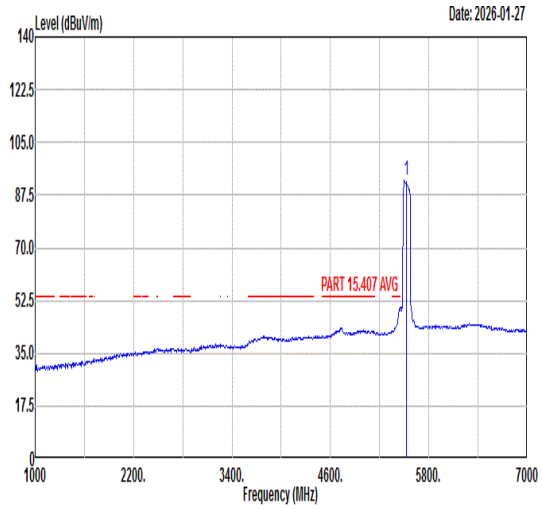 Freq Level Limit Line Margin (dB) Read Level Ant Factor Cable Loss Preamp Factor APos TPos Remark MHz dBuV/m dBuV/m dBuV dB/m dB dB cm deg 1 5530.00 92.21 ------ ------ 80.40 35.50 9.71 33.40 100 68 AVERAGE

Mode	52	
	Band Edge - R	
	U-NII-2C_5.47-5.725_802.11ax HE80_CH106_Full RU_5530MHz	
ANT	5+7	
Pol.	Horizontal	Fundamental
Peak	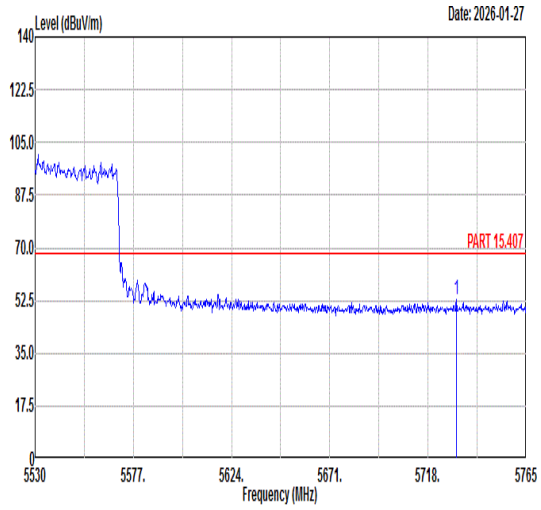 Freq Level Limit Line Margin (dB) Read Level Ant Factor Cable Loss Preamp Factor APos TPos Remark MHz dBuV/m dBuV/m dBuV dB/m dB dB cm deg 1 5731.63 52.57 68.30 -15.73 40.17 35.82 10.03 33.45 100 68 PEAK	Blank

Mode	52	
	Band Edge - L	
	U-NII-2C_5.47-5.725_802.11ax HE80_CH106_Full RU_5530MHz	
ANT	5+7	
Pol.	Vertical	Fundamental
Peak	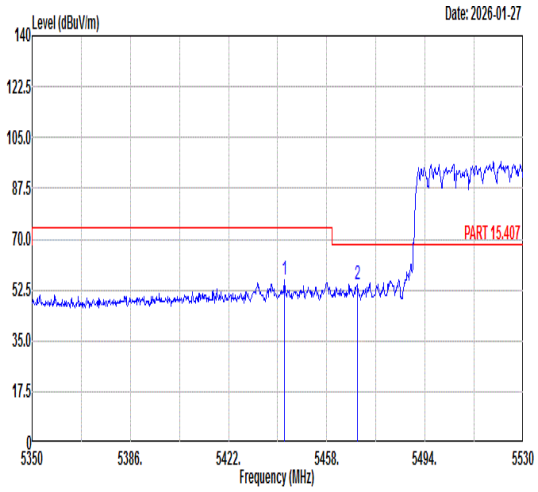 Freq Level Limit Line Margin (dB) Read Level Ant Factor Cable Loss Preamp Factor APos TPos Remark MHz dBuV/m dBuV/m dBuV dB/m dB dB cm deg 1 5442.34 55.91 74.00 -18.09 44.17 35.47 9.68 33.41 323 238 PEAK 2 5469.16 54.56 68.30 -13.74 42.80 35.48 9.69 33.41 323 238 PEAK	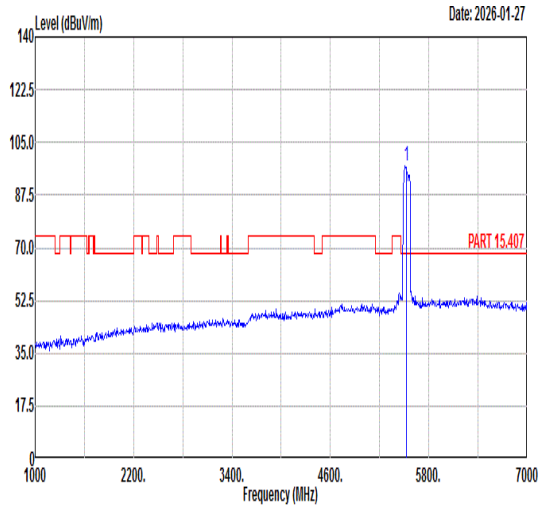 Freq Level Limit Line Margin (dB) Read Level Ant Factor Cable Loss Preamp Factor APos TPos Remark MHz dBuV/m dBuV/m dBuV dB/m dB dB cm deg 1 5530.00 97.17 ------ ------ 85.35 35.51 9.71 33.40 323 238 PEAK
Avg	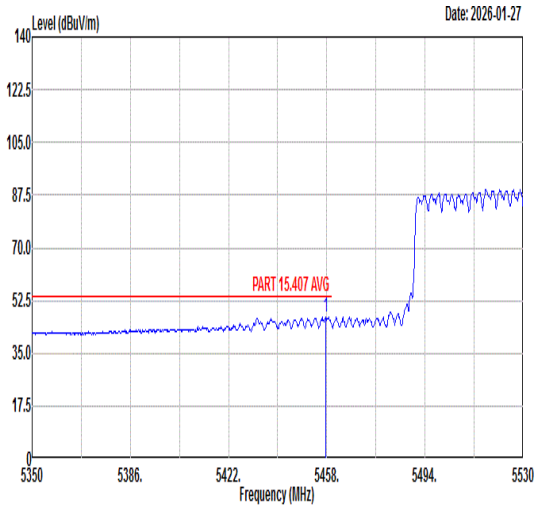 Freq Level Limit Line Margin (dB) Read Level Ant Factor Cable Loss Preamp Factor APos TPos Remark MHz dBuV/m dBuV/m dBuV dB/m dB dB cm deg 1 5457.64 47.06 54.00 -6.94 35.31 35.47 9.69 33.41 323 238 AVERAGE	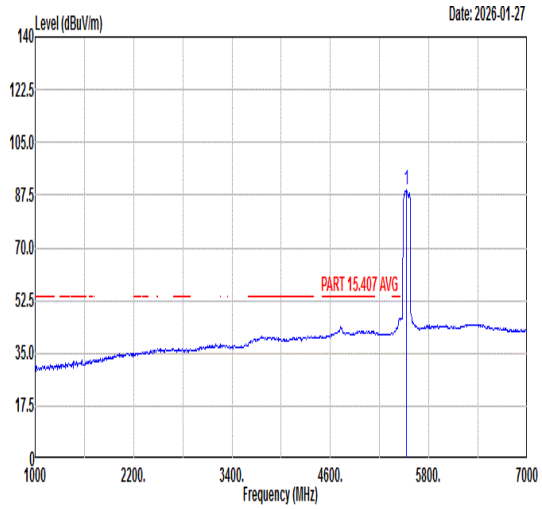 Freq Level Limit Line Margin (dB) Read Level Ant Factor Cable Loss Preamp Factor APos TPos Remark MHz dBuV/m dBuV/m dBuV dB/m dB dB cm deg 1 5530.00 89.05 ------ ------ 77.20 35.54 9.72 33.41 323 238 AVERAGE

Mode	52	
	Band Edge - R	
	U-NII-2C_5.47-5.725_802.11ax HE80_CH106_Full RU_5530MHz	
ANT	5+7	
Pol.	Vertical	Fundamental
Peak	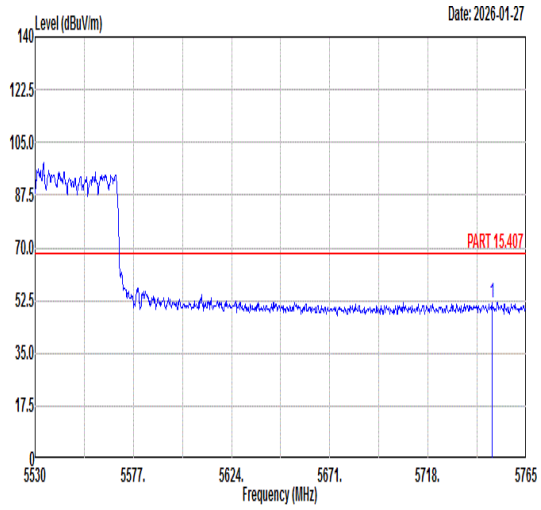 Freq Level Limit Line Margin (dB) Read Level Ant Factor Cable Loss Preamp Factor APos TPos Remark MHz dBuV/m dBuV/m dBuV dB/m dB dB cm deg 1 5748.55 51.78 68.30 -16.52 39.31 35.85 10.07 33.45 323 238 PEAK	Blank

Mode	52	
	Harmonic	
	U-NII-2C_5.47-5.725_802.11ax HE80_CH106_Full RU_5530MHz	
ANT	5+7	
Pol.	Horizontal	Vertical
Peak Avg	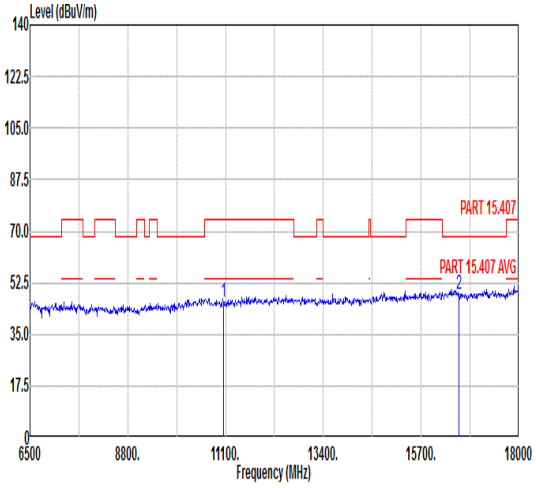 Freq Level Limit Line Margin Read Level Ant Factor Cable Loss Preamp Factor APos TPos Remark MHz dBuV/m dBuV/m dB dBuV dB/m dB dB cm deg 1 11060.00 45.96 74.00 -28.04 45.32 38.32 12.57 50.25 --- --- Peak 2 16590.00 48.68 68.30 -19.62 44.15 42.10 15.23 52.80 --- --- Peak	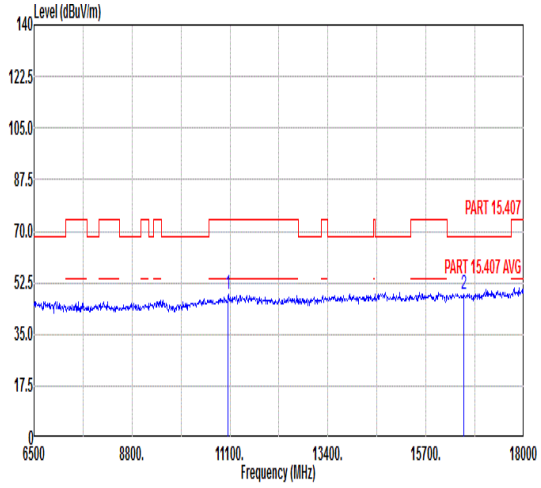 Freq Level Limit Line Margin Read Level Ant Factor Cable Loss Preamp Factor APos TPos Remark MHz dBuV/m dBuV/m dB dBuV dB/m dB dB cm deg 1 11060.00 48.55 74.00 -25.45 47.91 38.32 12.57 50.25 --- --- Peak 2 16590.00 48.43 68.30 -19.87 43.90 42.10 15.23 52.80 --- --- Peak

Mode	53	
	Band Edge - L	
	U-NII-2C_5.47-5.725_802.11ax HE80_CH122_Full RU_5610MHz	
ANT	5+7	
Pol.	Horizontal	Fundamental
Peak	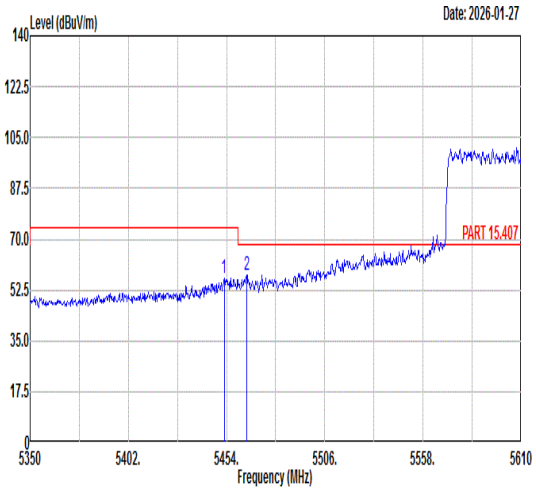 Freq Level Limit Line Margin (dB) Read Level Ant Factor Cable Loss Preamp Factor APos TPos Remark MHz dBuV/m dBuV/m dBuV dB/m dB dB cm deg 1 5452.70 56.48 74.00 -17.52 44.74 35.47 9.68 33.41 100 67 PEAK 2 5464.66 57.49 68.30 -10.81 45.73 35.48 9.69 33.41 100 67 PEAK	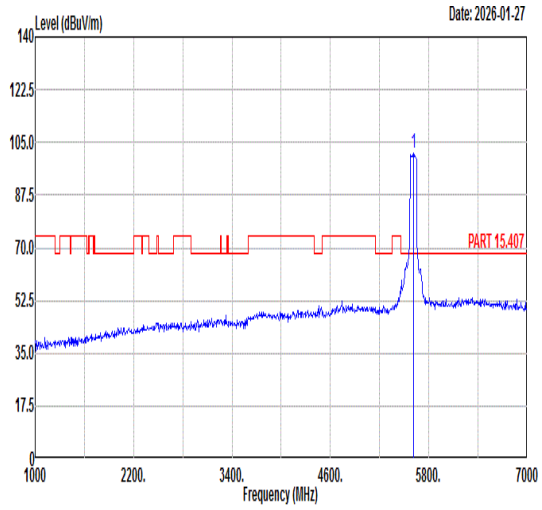 Freq Level Limit Line Margin (dB) Read Level Ant Factor Cable Loss Preamp Factor APos TPos Remark MHz dBuV/m dBuV/m dBuV dB/m dB dB cm deg 1 5610.00 101.29 ------ ------ 89.26 35.66 9.79 33.42 100 67 PEAK
Avg	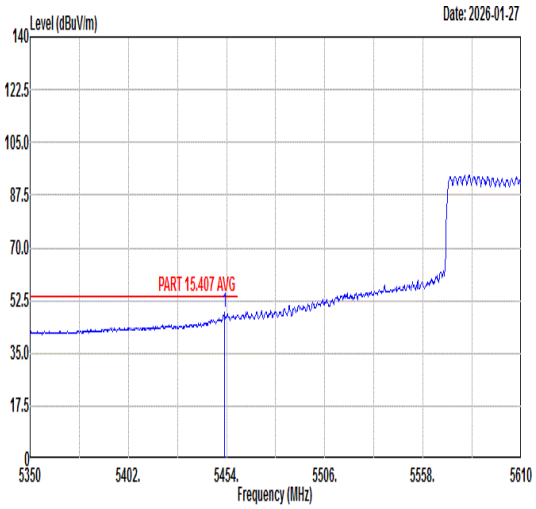 Freq Level Limit Line Margin (dB) Read Level Ant Factor Cable Loss Preamp Factor APos TPos Remark MHz dBuV/m dBuV/m dBuV dB/m dB dB cm deg 1 5452.96 48.48 54.00 -5.52 36.74 35.47 9.68 33.41 100 67 AVERAGE	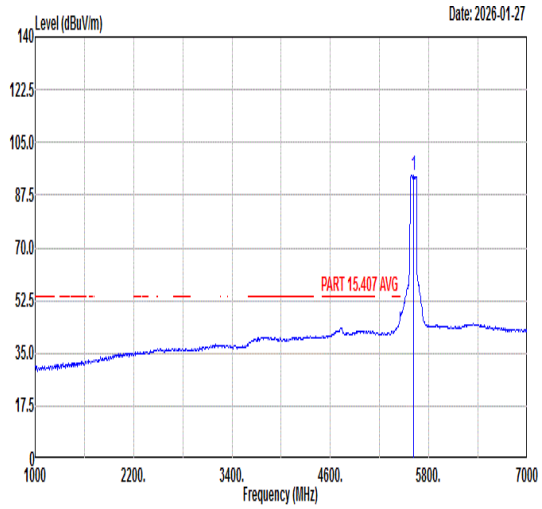 Freq Level Limit Line Margin (dB) Read Level Ant Factor Cable Loss Preamp Factor APos TPos Remark MHz dBuV/m dBuV/m dBuV dB/m dB dB cm deg 1 5610.00 94.24 ------ ------ 82.28 35.63 9.75 33.42 100 67 AVERAGE

Mode	53	
	Band Edge - R	
	U-NII-2C_5.47-5.725_802.11ax HE80_CH122_Full RU_5610MHz	
ANT	5+7	
Pol.	Horizontal	Fundamental
Peak	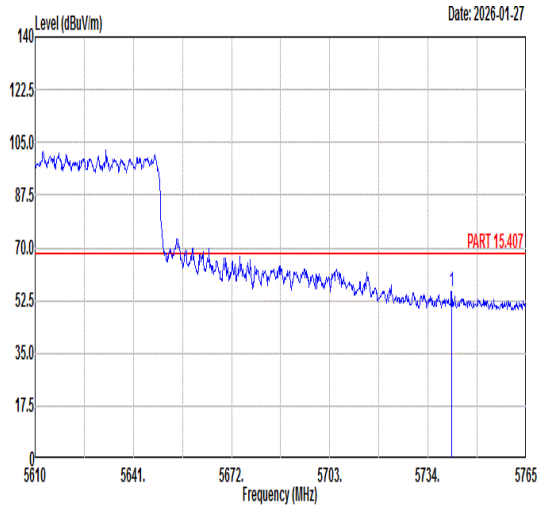 Freq Level Limit Line Margin (dB) Read Level Ant Factor Cable Loss Preamp Factor APos TPos Remark MHz dBuV/m dBuV/m dBuV dB/m dB dB cm deg 1 5741.44 55.37 68.30 -12.93 42.93 35.84 10.05 33.45 100 67 PEAK	Blank

Mode	53	
	Band Edge - L	
	U-NII-2C_5.47-5.725_802.11ax HE80_CH122_Full RU_5610MHz	
ANT	5+7	
Pol.	Vertical	Fundamental
Peak	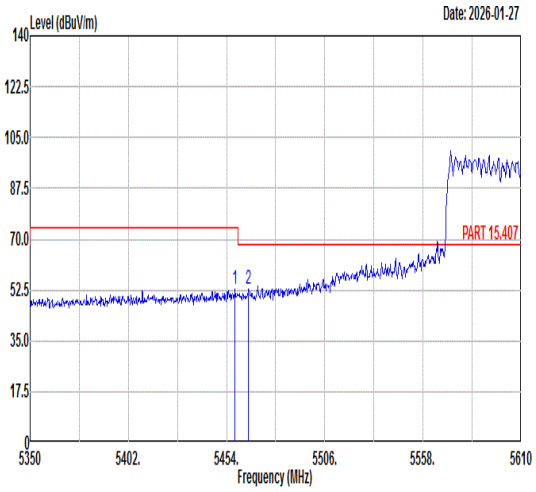 Freq Level Limit Line Margin (dB) Read Level Ant Factor Cable Loss Preamp Factor APos TPos Remark MHz dBuV/m dBuV/m dBuV dB/m dB dB cm deg 1 5458.42 52.57 74.00 -21.43 40.81 35.48 9.69 33.41 323 238 PEAK 2 5465.70 52.85 68.30 -15.45 41.09 35.48 9.69 33.41 323 238 PEAK	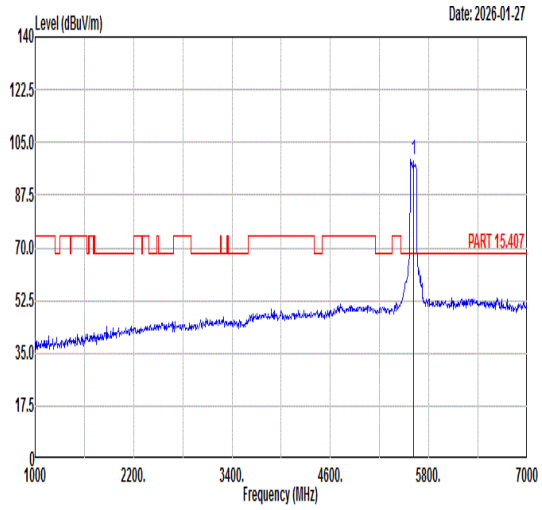 Freq Level Limit Line Margin (dB) Read Level Ant Factor Cable Loss Preamp Factor APos TPos Remark MHz dBuV/m dBuV/m dBuV dB/m dB dB cm deg 1 5610.00 99.07 ------ ------ 87.13 35.61 9.75 33.42 323 238 PEAK
Avg	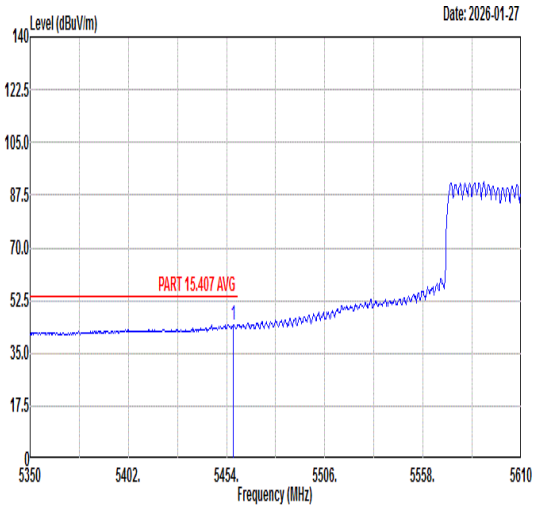 Freq Level Limit Line Margin (dB) Read Level Ant Factor Cable Loss Preamp Factor APos TPos Remark MHz dBuV/m dBuV/m dBuV dB/m dB dB cm deg 1 5457.64 44.59 54.00 -9.41 32.84 35.47 9.69 33.41 323 238 AVERAGE	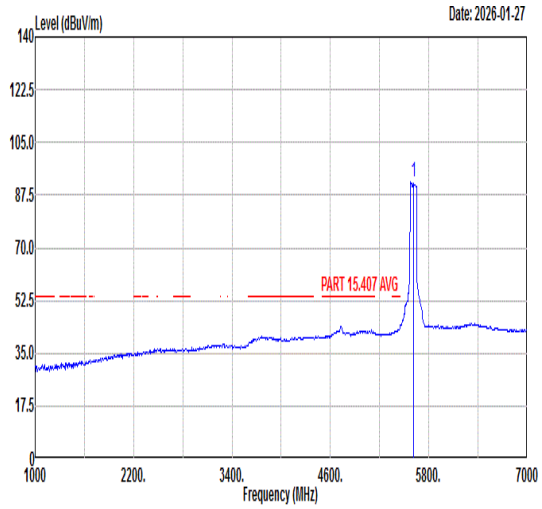 Freq Level Limit Line Margin (dB) Read Level Ant Factor Cable Loss Preamp Factor APos TPos Remark MHz dBuV/m dBuV/m dBuV dB/m dB dB cm deg 1 5610.00 91.68 ------ ------ 79.75 35.60 9.74 33.41 323 238 AVERAGE

Mode	53	
	Band Edge - R	
	U-NII-2C_5.47-5.725_802.11ax HE80_CH122_Full RU_5610MHz	
ANT	5+7	
Pol.	Vertical	Fundamental
Peak	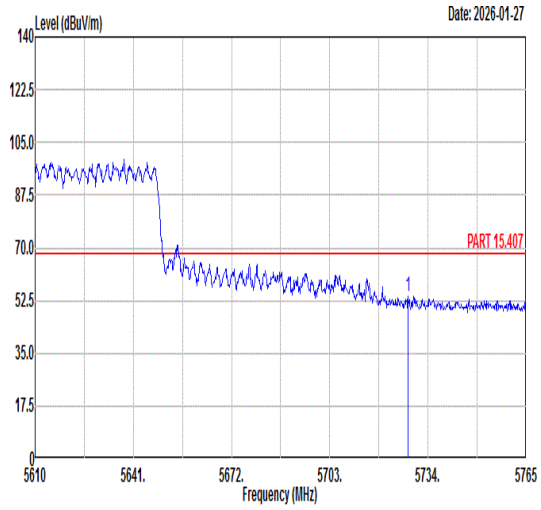 Freq Level Limit Line Margin (dB) Read Level Ant Factor Cable Loss Preamp Factor APos TPos Remark MHz dBuV/m dBuV/m dBuV dB/m dB dB cm deg 1 5727.80 53.95 68.30 -14.35 41.56 35.82 10.02 33.45 323 238 PEAK	Blank

Mode	53	
	Harmonic	
	U-NII-2C_5.47-5.725_802.11ax HE80_CH122_Full RU_5610MHz	
ANT	5+7	
Pol.	Horizontal	Vertical
Peak Avg	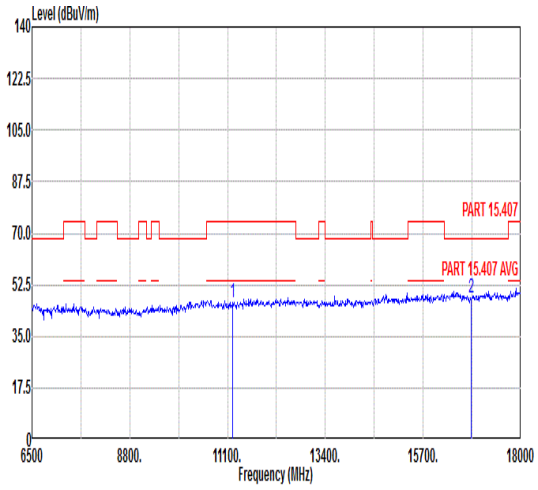 Freq Level Limit Line Margin Read Level Ant Factor Cable Loss Preamp Factor APos TPos Remark MHz dBuV/m dBuV/m dB dBuV dB/m dB dB cm deg 1 11220.00 46.65 74.00 -27.35 46.00 38.37 12.68 50.40 --- --- Peak 2 16830.00 47.95 68.30 -20.35 42.97 42.37 15.41 52.80 --- --- Peak	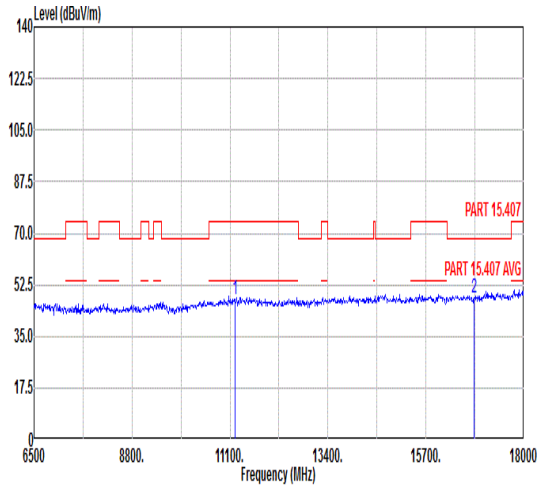 Freq Level Limit Line Margin Read Level Ant Factor Cable Loss Preamp Factor APos TPos Remark MHz dBuV/m dBuV/m dB dBuV dB/m dB dB cm deg 1 11220.00 47.66 74.00 -26.34 47.01 38.37 12.68 50.40 --- --- Peak 2 16830.00 48.16 68.30 -20.14 43.18 42.37 15.41 52.80 --- --- Peak

Mode	54	
	Band Edge - L	
	U-NII-2A_5.25-5.35_802.11ax HE160_CH50_Full RU_5250MHz	
ANT	5+7	
Pol.	Horizontal	Fundamental
Peak	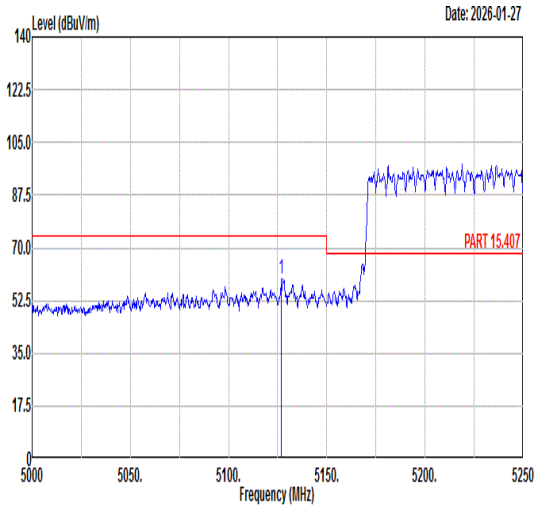 Freq Level Limit Line Margin (dB) Read Level Ant Factor Cable Loss Preamp Factor APos TPos Remark MHz dBuV/m dBuV/m dBuV dB/m dB dB cm deg 1 5127.00 59.78 74.00 -14.22 49.48 35.28 8.49 33.47 100 43 PEAK	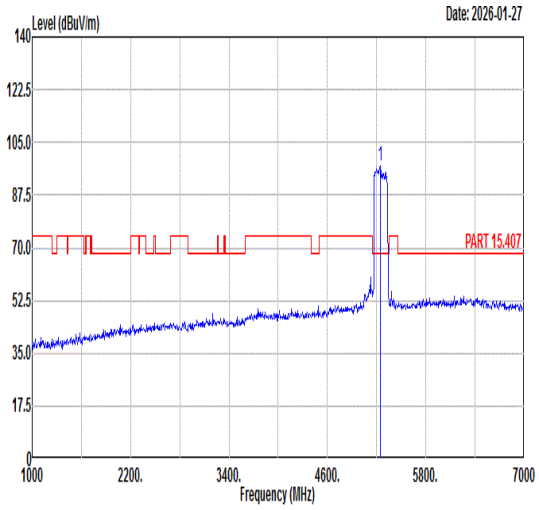 Freq Level Limit Line Margin (dB) Read Level Ant Factor Cable Loss Preamp Factor APos TPos Remark MHz dBuV/m dBuV/m dBuV dB/m dB dB cm deg 1 5250.00 96.95 ------ ------ 86.24 35.35 8.81 33.45 100 43 PEAK
Avg	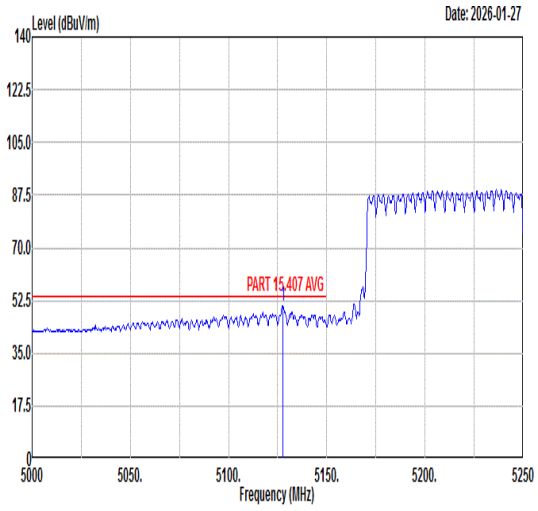 Freq Level Limit Line Margin (dB) Read Level Ant Factor Cable Loss Preamp Factor APos TPos Remark MHz dBuV/m dBuV/m dBuV dB/m dB dB cm deg 1 5127.75 50.79 54.00 -3.21 40.49 35.28 8.49 33.47 100 43 AVERAGE	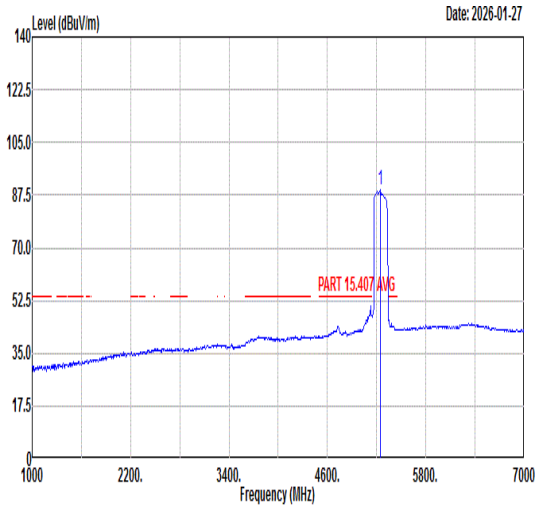 Freq Level Limit Line Margin (dB) Read Level Ant Factor Cable Loss Preamp Factor APos TPos Remark MHz dBuV/m dBuV/m dBuV dB/m dB dB cm deg 1 5250.00 89.22 ------ ------ 78.51 35.35 8.81 33.45 100 43 AVERAGE

Mode	54	
	Band Edge - R	
	U-NII-2A_5.25-5.35_802.11ax HE160_CH50_Full RU_5250MHz	
ANT	5+7	
Pol.	Horizontal	Fundamental
Peak	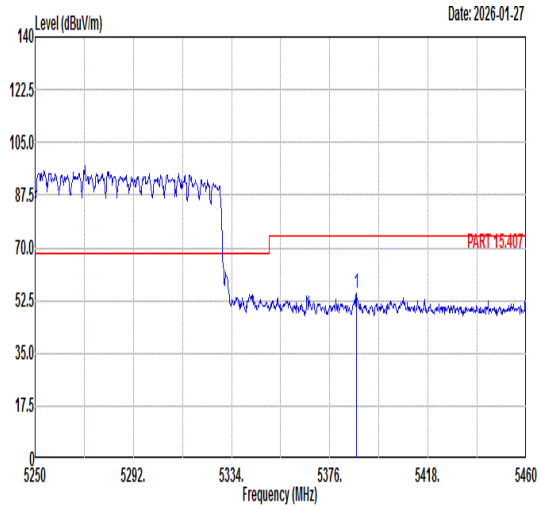 Freq Level Limit Line Margin (dB) Read Level Ant Factor Cable Loss Preamp Factor APos TPos Remark MHz dBuV/m dBuV/m dBuV dB/m dB dB cm deg 1 5387.34 54.95 74.00 -19.05 43.38 35.43 9.56 33.42 100 43 PEAK	Blank
Avg	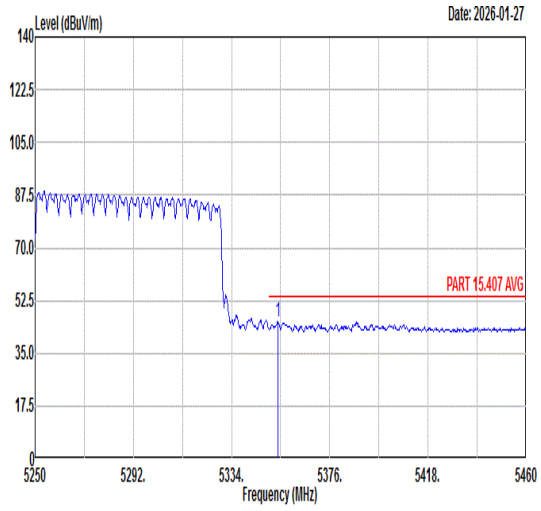 Freq Level Limit Line Margin (dB) Read Level Ant Factor Cable Loss Preamp Factor APos TPos Remark MHz dBuV/m dBuV/m dBuV dB/m dB dB cm deg 1 5353.74 45.41 54.00 -8.59 34.05 35.41 9.38 33.43 100 43 AVERAGE	Blank

Mode	54	
	Band Edge - L	
	U-NII-2A_5.25-5.35_802.11ax HE160_CH50_Full RU_5250MHz	
ANT	5+7	
Pol.	Vertical	Fundamental
Peak	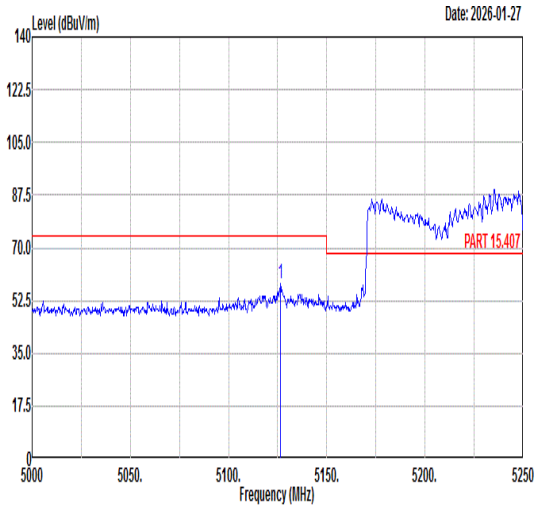 Freq Level Limit Line Margin (dB) Read Level Ant Factor Cable Loss Preamp Factor APos TPos Remark MHz dBuV/m dBuV/m dBuV dB/m dB dB cm deg 1 5126.50 58.20 74.00 -15.80 47.90 35.28 8.49 33.47 400 118 PEAK	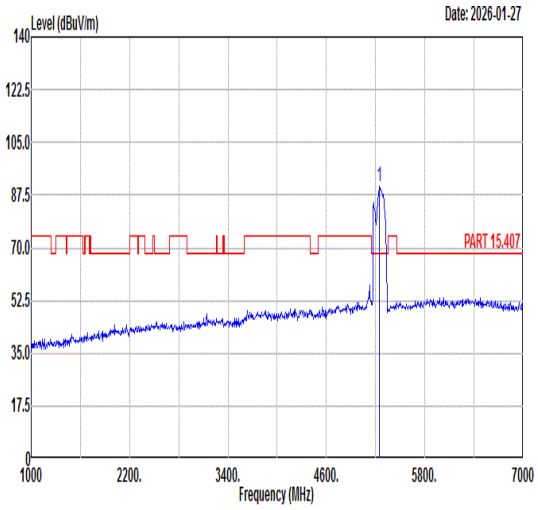 Freq Level Limit Line Margin (dB) Read Level Ant Factor Cable Loss Preamp Factor APos TPos Remark MHz dBuV/m dBuV/m dBuV dB/m dB dB cm deg 1 5250.00 90.43 ------ ------ 79.72 35.35 8.81 33.45 400 118 PEAK
Avg	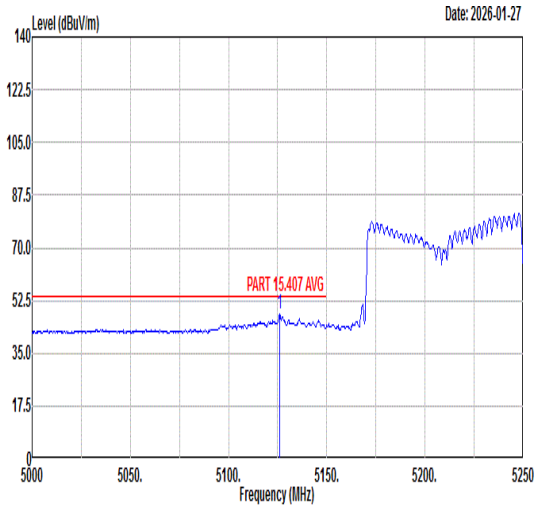 Freq Level Limit Line Margin (dB) Read Level Ant Factor Cable Loss Preamp Factor APos TPos Remark MHz dBuV/m dBuV/m dBuV dB/m dB dB cm deg 1 5126.00 47.97 54.00 -6.03 37.67 35.28 8.49 33.47 400 118 AVERAGE	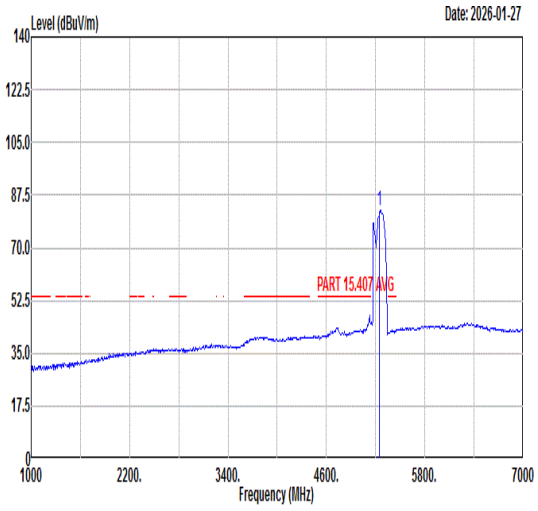 Freq Level Limit Line Margin (dB) Read Level Ant Factor Cable Loss Preamp Factor APos TPos Remark MHz dBuV/m dBuV/m dBuV dB/m dB dB cm deg 1 5250.00 82.54 ------ ------ 71.73 35.36 8.90 33.45 400 118 AVERAGE

Mode	54	
	Band Edge - R	
	U-NII-2A_5.25-5.35_802.11ax HE160_CH50_Full RU_5250MHz	
ANT	5+7	
Pol.	Vertical	Fundamental
Peak	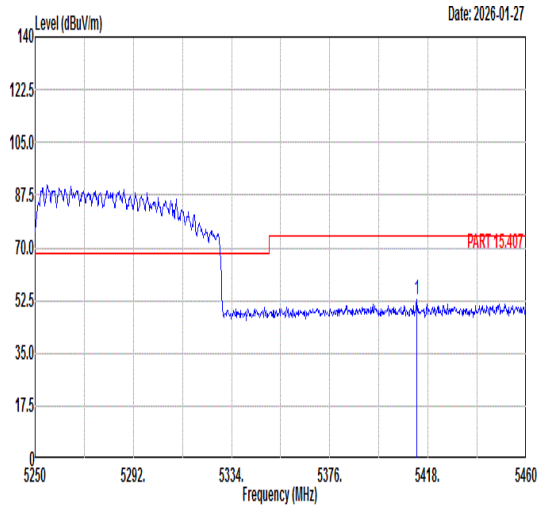 Freq Level Limit Line Margin (dB) Read Level Ant Factor Cable Loss Preamp Factor APos TPos Remark MHz dBuV/m dBuV/m dBuV dB/m dB dB cm deg 1 5413.17 52.68 74.00 -21.32 40.99 35.45 9.66 33.42 400 118 PEAK	Blank
Avg	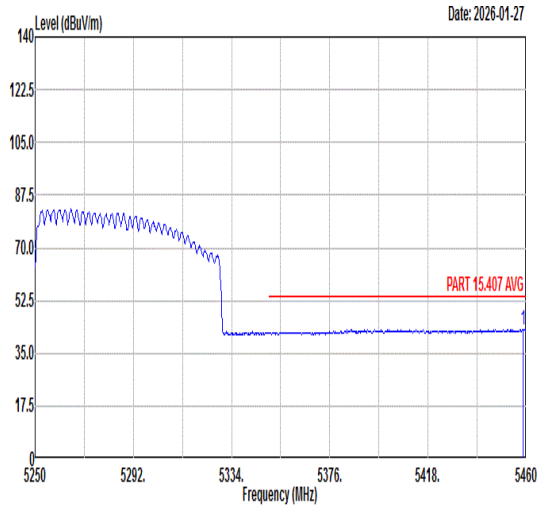 Freq Level Limit Line Margin (dB) Read Level Ant Factor Cable Loss Preamp Factor APos TPos Remark MHz dBuV/m dBuV/m dBuV dB/m dB dB cm deg 1 5458.74 43.03 54.00 -10.97 31.27 35.48 9.69 33.41 400 118 AVERAGE	Blank

Mode	54	
	Harmonic	
	U-NII-2A_5.25-5.35_802.11ax HE160_CH50_Full RU_5250MHz	
ANT	5+7	
Pol.	Horizontal	Vertical
Peak Avg	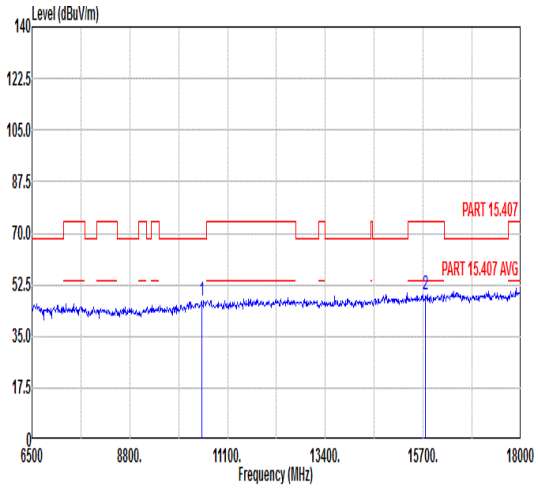 Freq Level Limit Line Margin Read Level Ant Factor Cable Loss Preamp Factor APos TPos Remark MHz dBuV/m dBuV/m dB dBuV dB/m dB dB cm deg 1 10500.00 46.79 68.30 -21.51 47.73 38.10 12.16 51.20 --- --- Peak 2 15750.00 49.12 74.00 -24.88 45.91 41.15 14.68 52.62 --- --- Peak	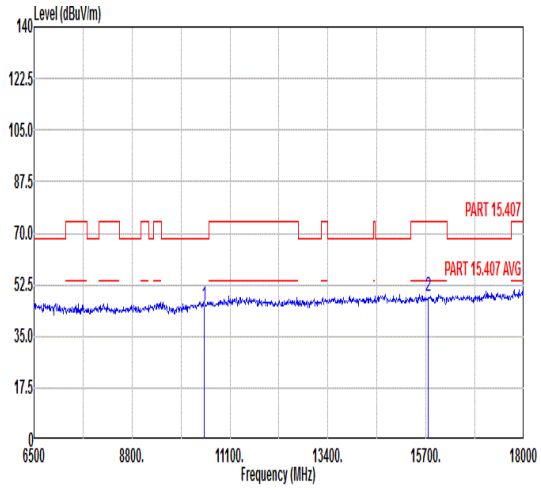 Freq Level Limit Line Margin Read Level Ant Factor Cable Loss Preamp Factor APos TPos Remark MHz dBuV/m dBuV/m dB dBuV dB/m dB dB cm deg 1 10500.00 45.64 68.30 -22.66 46.58 38.10 12.16 51.20 --- --- Peak 2 15750.00 48.65 74.00 -25.35 45.44 41.15 14.68 52.62 --- --- Peak

Mode	55	
	Band Edge - L	
	U-NII-2C_5.47-5.725_802.11ax HE160_CH114_Full RU_5570MHz	
ANT	5+7	
Pol.	Horizontal	Fundamental
Peak	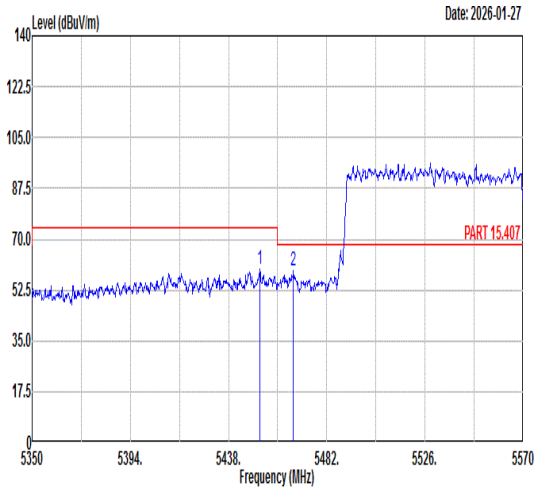 Freq Level Limit Line Margin (dB) Read Level Ant Factor Cable Loss Preamp Factor APos TPos Remark MHz dBuV/m dBuV/m dBuV dB/m dB dB cm deg 1 5452.08 59.88 74.00 -14.12 48.14 35.47 9.68 33.41 100 68 PEAK 2 5467.04 59.16 68.30 -9.14 47.40 35.48 9.69 33.41 100 68 PEAK	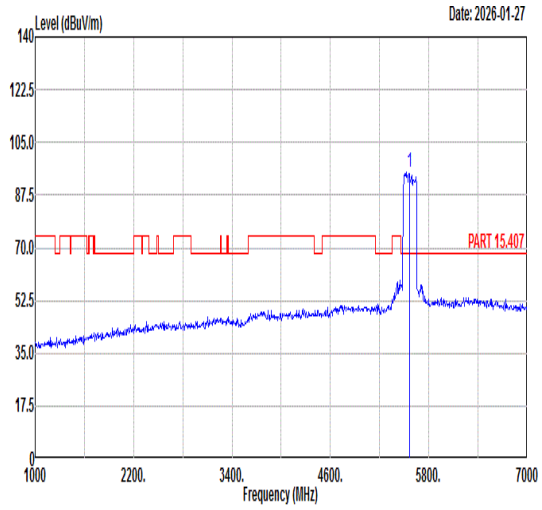 Freq Level Limit Line Margin (dB) Read Level Ant Factor Cable Loss Preamp Factor APos TPos Remark MHz dBuV/m dBuV/m dBuV dB/m dB dB cm deg 1 5570.00 95.18 ------ ------ 83.33 35.54 9.72 33.41 100 68 PEAK
Avg	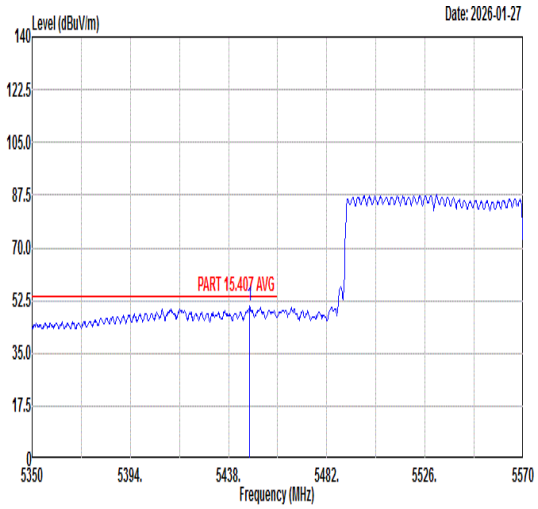 Freq Level Limit Line Margin (dB) Read Level Ant Factor Cable Loss Preamp Factor APos TPos Remark MHz dBuV/m dBuV/m dBuV dB/m dB dB cm deg 1 5447.46 50.60 54.00 -3.40 38.86 35.47 9.68 33.41 100 68 AVERAGE	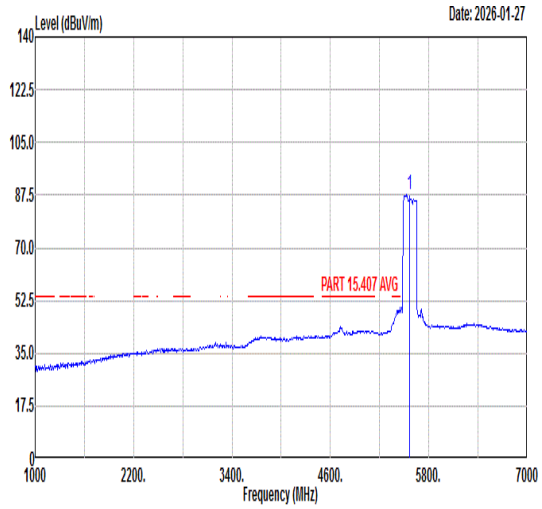 Freq Level Limit Line Margin (dB) Read Level Ant Factor Cable Loss Preamp Factor APos TPos Remark MHz dBuV/m dBuV/m dBuV dB/m dB dB cm deg 1 5570.00 87.50 ------ ------ 75.65 35.53 9.72 33.40 100 68 AVERAGE

Mode	55	
	Band Edge - R	
	U-NII-2C_5.47-5.725_802.11ax HE160_CH114_Full RU_5570MHz	
ANT	5+7	
Pol.	Horizontal	Fundamental
Peak	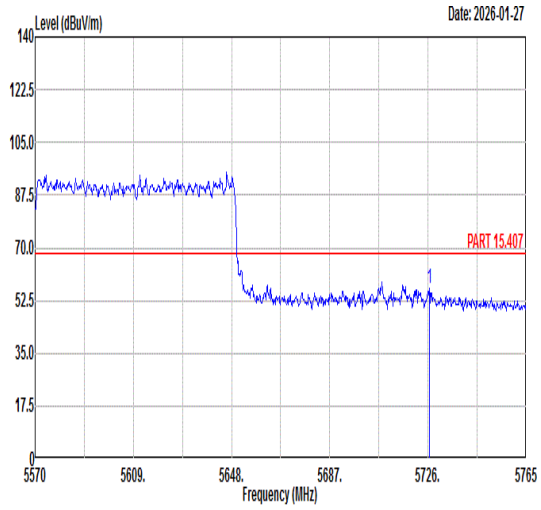 Freq Level Limit Line Margin (dB) Read Level Ant Factor Cable Loss Preamp Factor APos TPos Remark MHz dBuV/m dBuV/m dBuV dB/m dB dB cm deg 1 5726.59 56.30 68.30 -12.00 43.91 35.82 10.02 33.45 100 68 PEAK	Blank

Mode	55
	Band Edge - L
	U-NII-2C_5.47-5.725_802.11ax HE160_CH114_Full RU_5570MHz
ANT	5+7

Pol.	Vertical	Fundamental
Peak	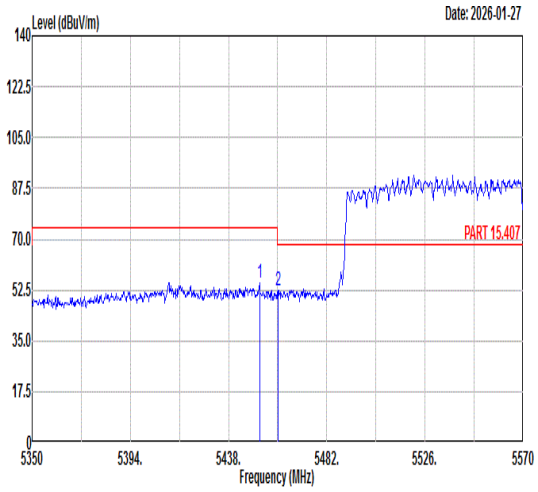 Freq Level Limit Line Margin (dB) Read Level Ant Factor Cable Loss Preamp Factor APos TPos Remark MHz dBuV/m dBuV/m dBuV dB/m dB dB cm deg 1 5451.86 55.06 74.00 -18.94 43.32 35.47 9.68 33.41 400 218 PEAK 2 5460.22 52.50 68.30 -15.80 40.74 35.48 9.69 33.41 400 218 PEAK	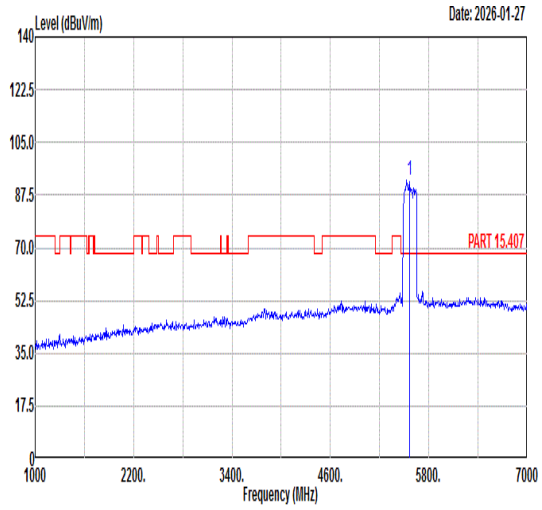 Freq Level Limit Line Margin (dB) Read Level Ant Factor Cable Loss Preamp Factor APos TPos Remark MHz dBuV/m dBuV/m dBuV dB/m dB dB cm deg 1 5570.00 92.36 ------ ------ 80.51 35.54 9.72 33.41 400 218 PEAK
Avg	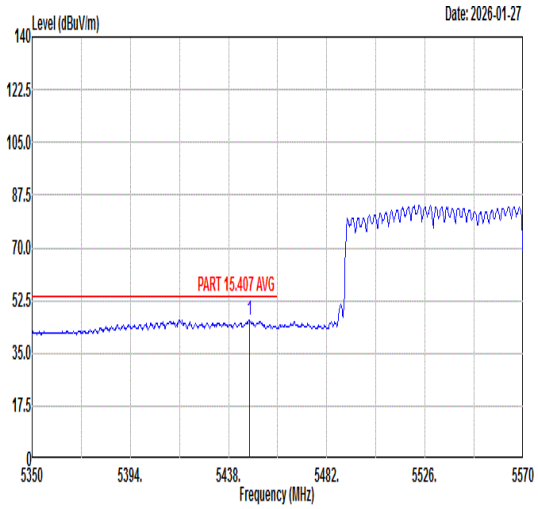 Freq Level Limit Line Margin (dB) Read Level Ant Factor Cable Loss Preamp Factor APos TPos Remark MHz dBuV/m dBuV/m dBuV dB/m dB dB cm deg 1 5447.46 46.08 54.00 -7.92 34.34 35.47 9.68 33.41 400 218 AVERAGE	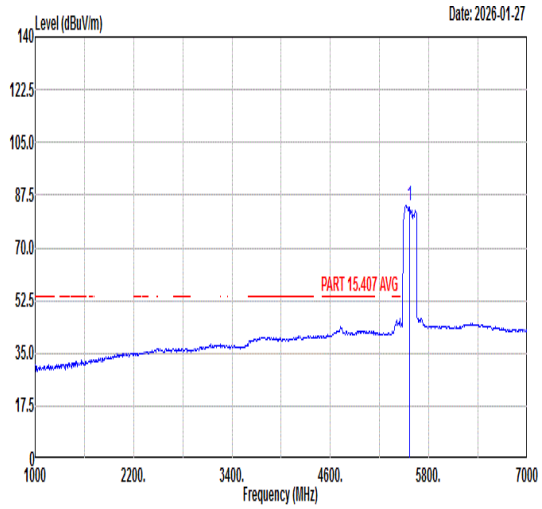 Freq Level Limit Line Margin (dB) Read Level Ant Factor Cable Loss Preamp Factor APos TPos Remark MHz dBuV/m dBuV/m dBuV dB/m dB dB cm deg 1 5570.00 83.98 ------ ------ 72.13 35.53 9.72 33.40 400 218 AVERAGE

Mode	55	
	Band Edge - R	
	U-NII-2C_5.47-5.725_802.11ax HE160_CH114_Full RU_5570MHz	
ANT	5+7	
Pol.	Vertical	Fundamental
Peak	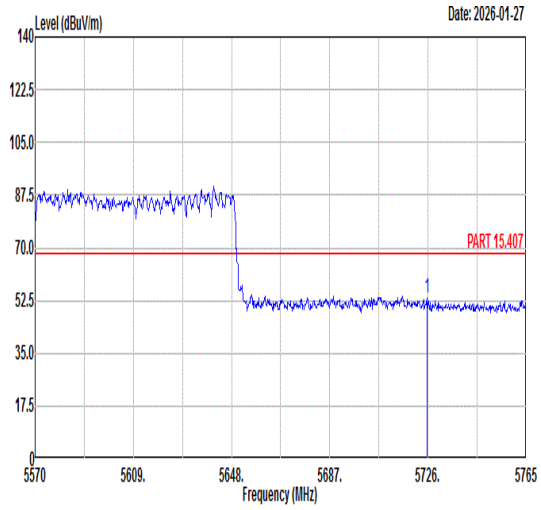 Freq Level Limit Line Margin (dB) Read Level Ant Factor Cable Loss Preamp Factor APos TPos Remark MHz dBuV/m dBuV/m dBuV dB/m dB dB cm deg 1 5725.61 53.26 68.30 -15.04 40.87 35.82 10.02 33.45 400 218 PEAK	Blank

Mode	55	
	Harmonic	
	U-NII-2C_5.47-5.725_802.11ax HE160_CH114_Full RU_5570MHz	
ANT	5+7	
Pol.	Horizontal	Vertical
Peak Avg	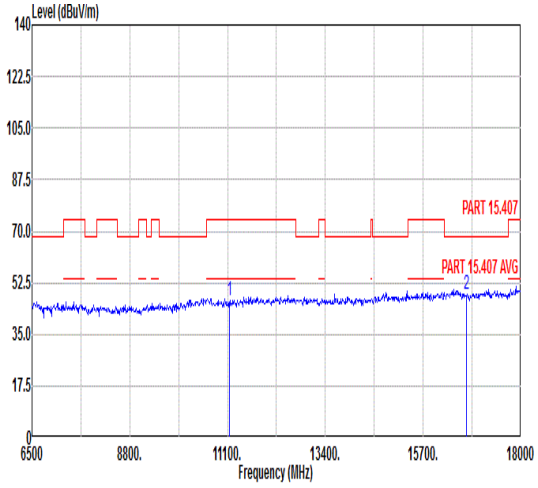 Freq Level Limit Line Margin Read Level Ant Factor Cable Loss Preamp Factor APos TPos Remark MHz dBuV/m dBuV/m dB dBuV dB/m dB dB cm deg 1 11140.00 46.29 74.00 -27.71 45.66 38.34 12.62 50.33 --- --- Peak 2 16710.00 48.77 68.30 -19.53 44.01 42.24 15.32 52.80 --- --- Peak	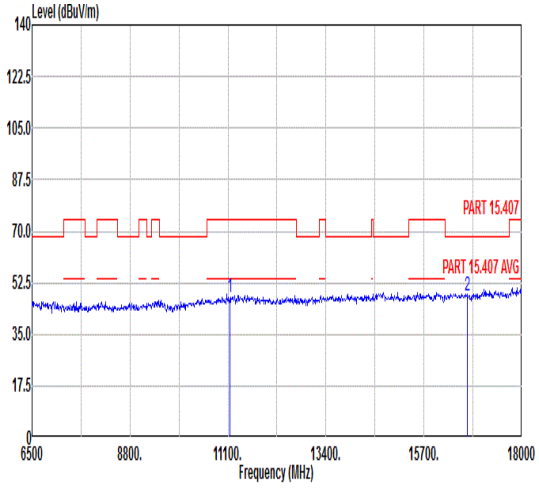 Freq Level Limit Line Margin Read Level Ant Factor Cable Loss Preamp Factor APos TPos Remark MHz dBuV/m dBuV/m dB dBuV dB/m dB dB cm deg 1 11140.00 47.45 74.00 -26.55 46.82 38.34 12.62 50.33 --- --- Peak 2 16710.00 47.84 68.30 -20.46 43.08 42.24 15.32 52.80 --- --- Peak

Mode	56	
	Band Edge	
	U-NII-2C_5.47-5.725_802.11ax HE20_CH144_Full RU_5720MHz	
ANT	5+7	
Pol.	Horizontal	Fundamental
Peak	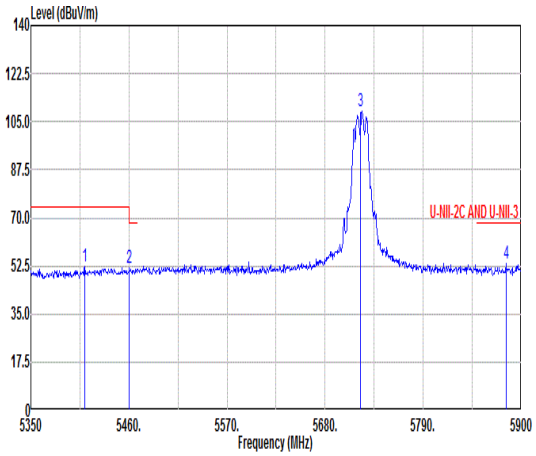 Freq Level Limit Line Margin Read Level Ant Factor Cable Loss Preamp Factor APos TPos Remark MHz dBuV/m dBuV/m dB dBuV dB/m dB dB cm deg 1 5410.50 52.20 74.00 -21.80 40.51 35.45 9.66 33.42 100 93 Peak 2 5460.55 51.54 68.30 -16.76 39.78 35.48 9.69 33.41 100 93 Peak 3 5720.00 109.06 ------ ------ 96.68 35.81 10.01 33.44 100 93 Peak 4 5882.95 53.17 68.30 -15.13 40.26 36.04 10.35 33.48 100 93 Peak	Blank
Avg	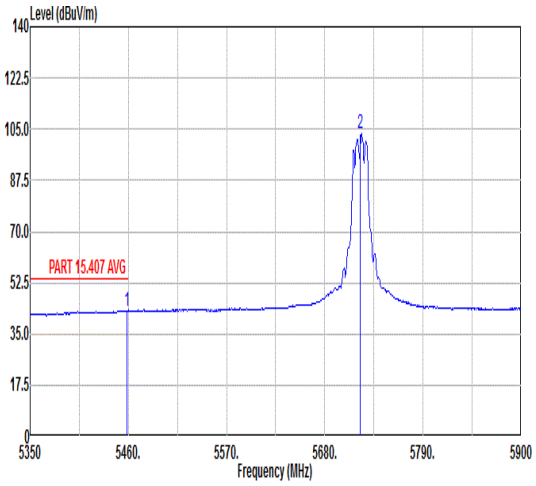 Freq Level Limit Line Margin Read Level Ant Factor Cable Loss Preamp Factor APos TPos Remark MHz dBuV/m dBuV/m dB dBuV dB/m dB dB cm deg 1 5458.35 42.91 54.00 -11.09 31.15 35.48 9.69 33.41 100 93 Average 2 5720.00 103.36 ------ ------ 90.98 35.81 10.01 33.44 100 93 Average	

Mode	56	
	Band Edge	
	U-NII-2C_5.47-5.725_802.11ax HE20_CH144_Full RU_5720MHz	
ANT	5+7	
Pol.	Vertical	Fundamental
Peak	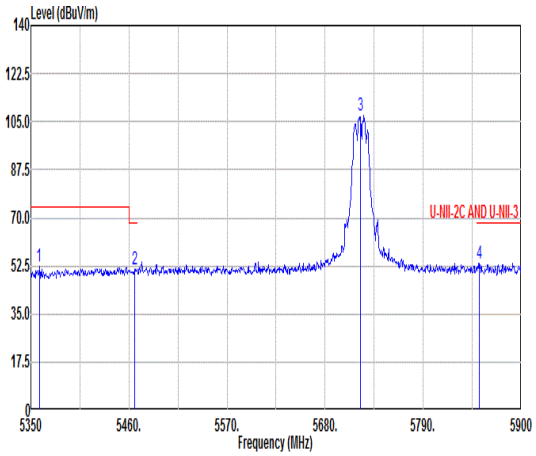 Freq Level Limit Line Margin Read Level Ant Factor Cable Loss Preamp Factor APos TPos Remark MHz dBuV/m dBuV/m dB dBuV dB/m dB dB cm deg 1 5359.35 52.28 74.00 -21.72 40.88 35.42 9.41 33.43 301 252 Peak 2 5466.60 51.40 68.30 -16.90 39.64 35.48 9.69 33.41 301 252 Peak 3 5720.00 107.27 ------ ------ 94.89 35.81 10.01 33.44 301 252 Peak 4 5853.25 53.33 68.30 -14.97 40.52 35.99 10.29 33.47 301 252 Peak	Blank
Avg	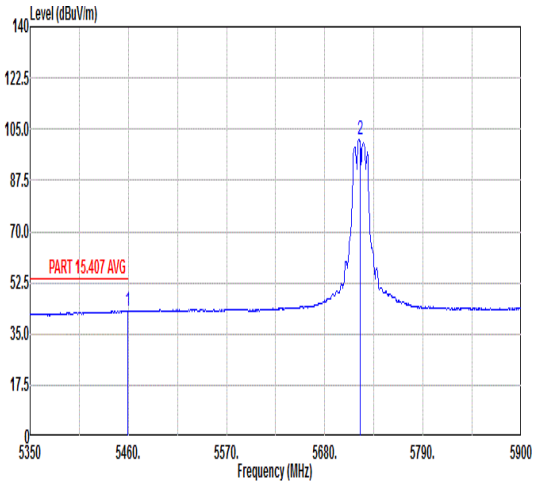 Freq Level Limit Line Margin Read Level Ant Factor Cable Loss Preamp Factor APos TPos Remark MHz dBuV/m dBuV/m dB dBuV dB/m dB dB cm deg 1 5459.45 42.88 54.00 -11.12 31.12 35.48 9.69 33.41 301 252 Average 2 5720.00 101.59 ------ ------ 89.21 35.81 10.01 33.44 301 252 Average	

Mode	56	
	Harmonic	
	U-NII-2C_5.47-5.725_802.11ax HE20_CH144_Full RU_5720MHz	
ANT	5+7	
Pol.	Horizontal	Vertical
Peak Avg	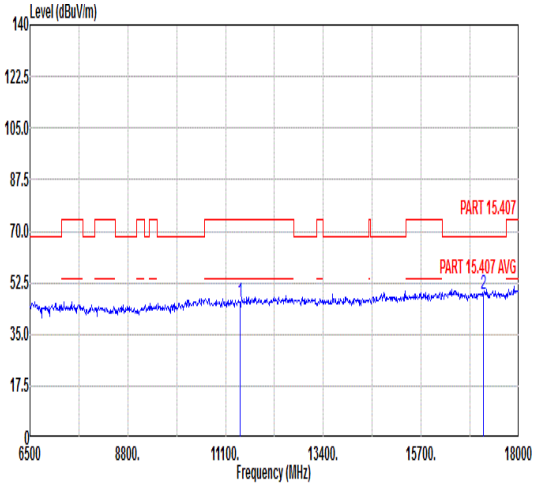 Freq Level Limit Line Margin Read Level Ant Factor Cable Loss Preamp Factor APos TPos Remark MHz dBuV/m dBuV/m dB dBuV dB/m dB dB cm deg 1 11440.00 45.86 74.00 -28.14 45.19 38.43 12.84 50.60 --- --- Peak 2 17160.00 48.67 68.30 -19.63 43.09 42.75 15.66 52.83 --- --- Peak	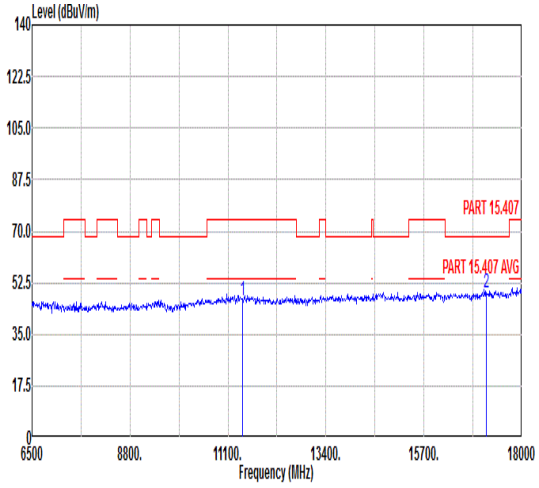 Freq Level Limit Line Margin Read Level Ant Factor Cable Loss Preamp Factor APos TPos Remark MHz dBuV/m dBuV/m dB dBuV dB/m dB dB cm deg 1 11440.00 46.63 74.00 -27.37 45.96 38.43 12.84 50.60 --- --- Peak 2 17160.00 49.31 68.30 -18.99 43.73 42.75 15.66 52.83 --- --- Peak