99% Occupied Bandwidth

<1Mbps>

99% Occupied Bandwidth on Channel 02	99% Occupied Bandwidth on Channel 38
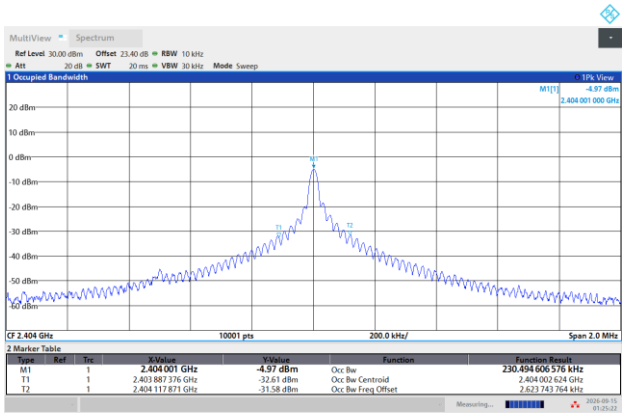	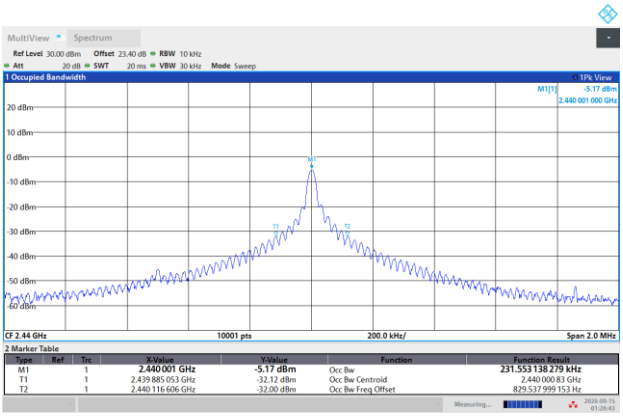
99% Occupied Bandwidth on Channel 76	
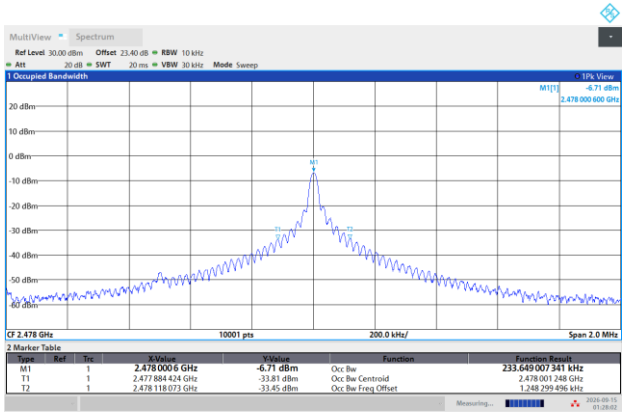	

Band Edges

<1Mbps>

Low Band Edge Plot on Channel 02	High Band Edge Plot on Channel 76
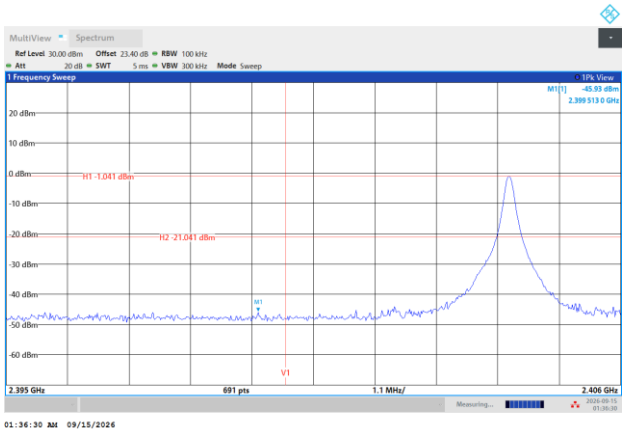	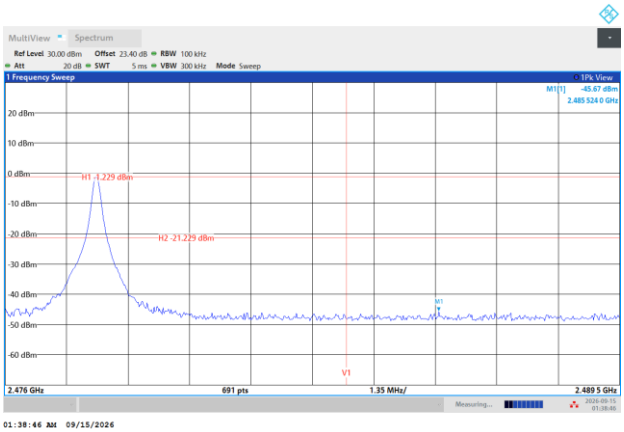

Hopping Mode Band Edges

<1Mbps>

Hopping Mode Low Band Edge Plot	Hopping Mode High Band Edge Plot
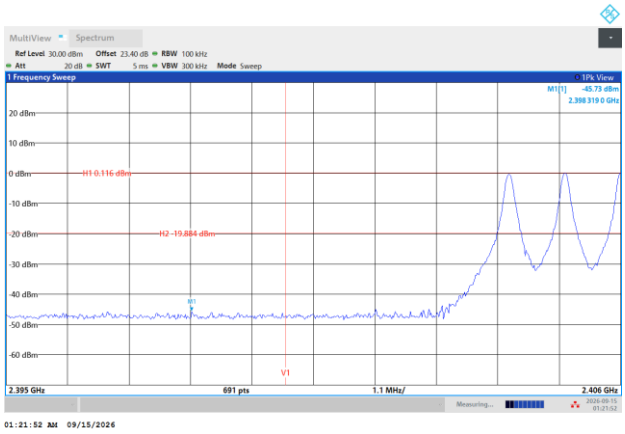	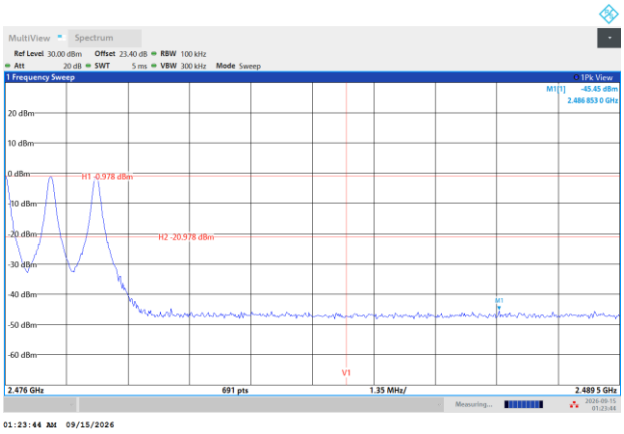

Conducted Spurious Emission

<1Mbps>

CSE Plot on Low Ch between 30MHz ~ 1 GHz	CSE Plot on Low Ch between 1GHz ~ 26.5GHz
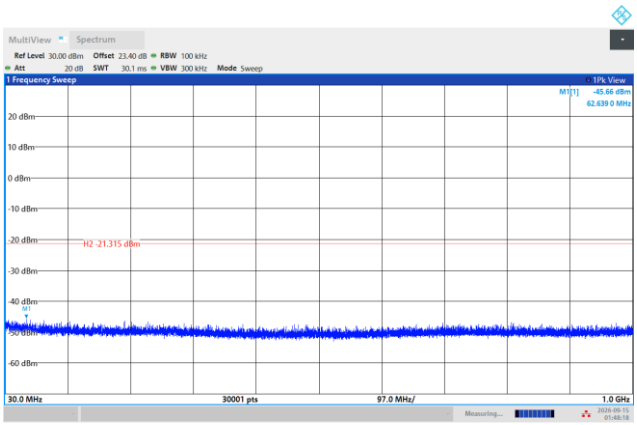	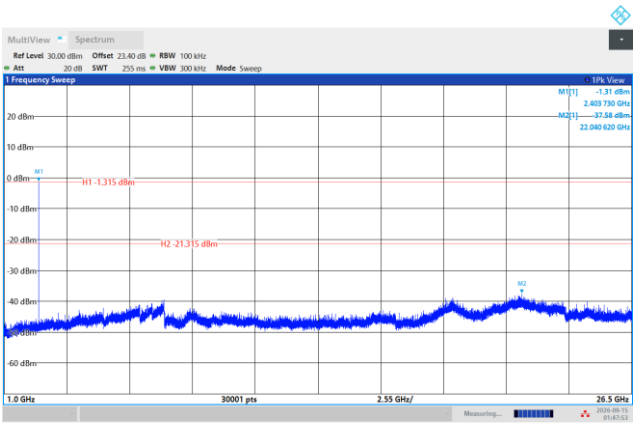
CSE Plot on Mid. Ch between 30MHz ~ 1 GHz	**CSE Plot on Mid. Ch between 1GHz ~ 26.5GHz**
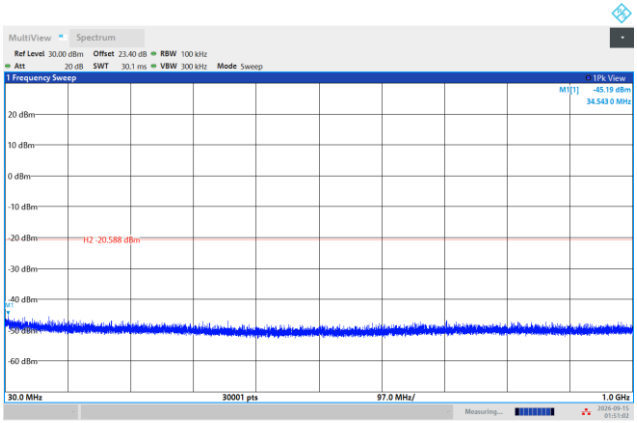	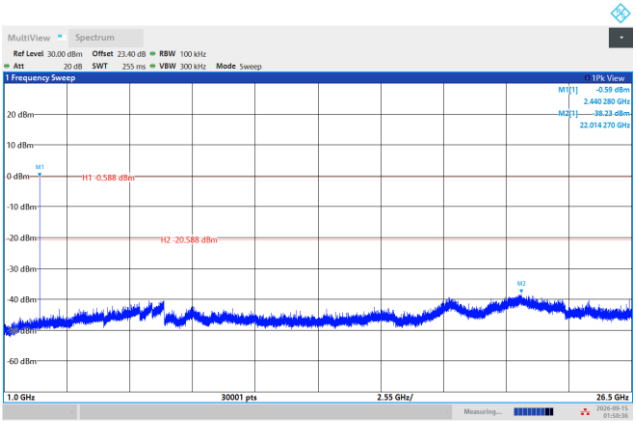
CSE Plot on High Ch between 30MHz ~ 1 GHz	**CSE Plot on High Ch between 1GHz ~ 26.5GHz**
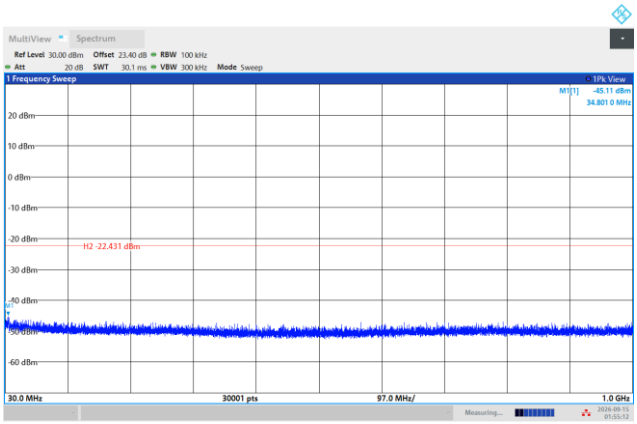	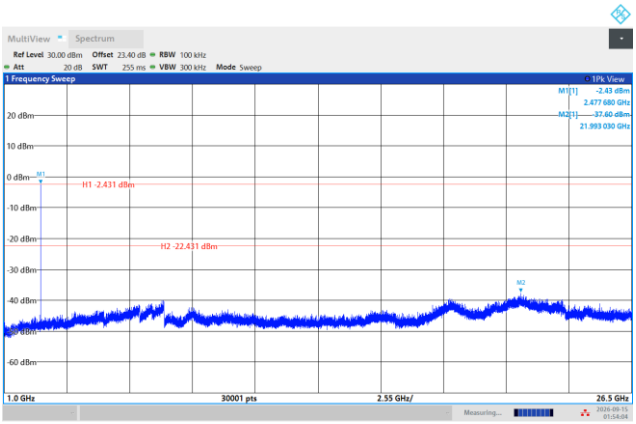

Appendix B. AC Conducted Emission Test Results

Test Engineer :	Brian Chen	**Temperature :**	23 ~ 26℃
		Relative Humidity :	45 ~ 55%

EUT Information

Report NO :	672112
Test Mode :	Mode 1
Test Voltage :	120Vac/60Hz
Phase :	Line

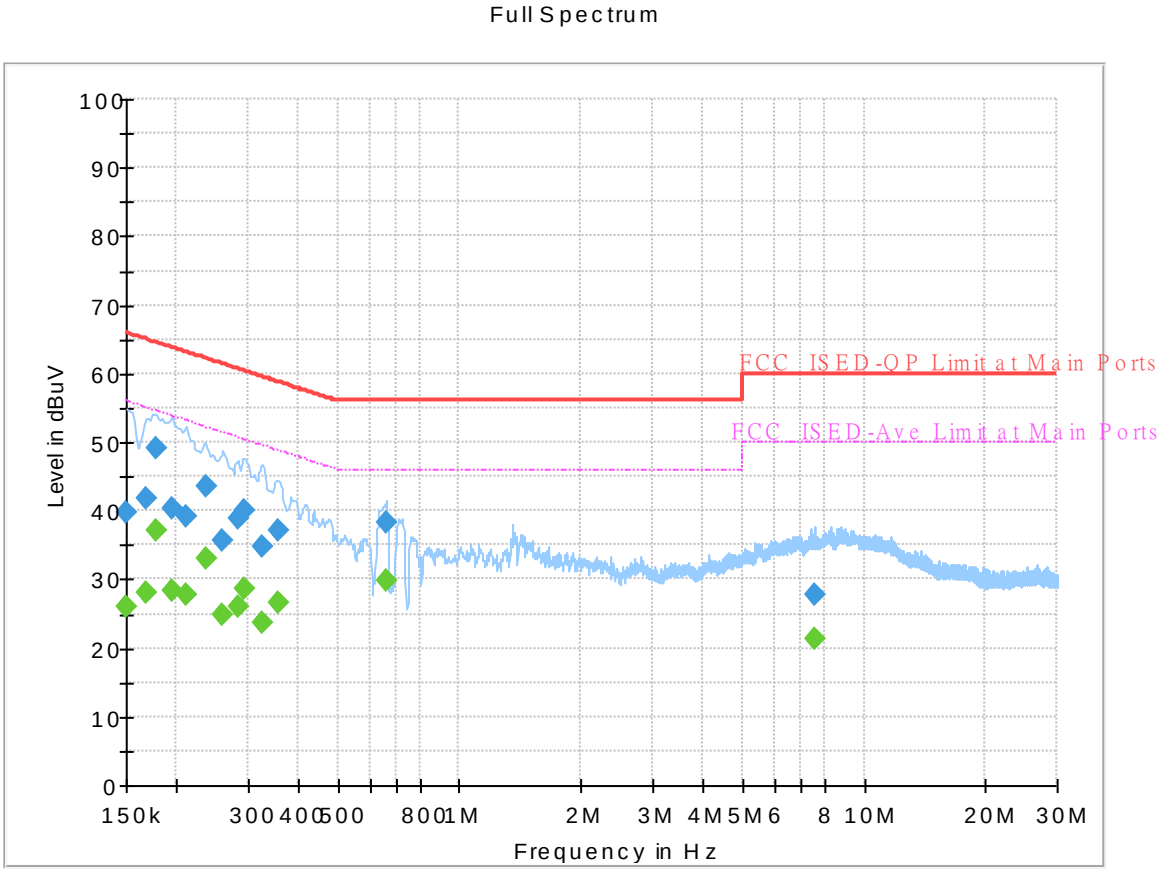

Final_Result

Frequency (MHz)	QuasiPeak (dBuV)	CAverage (dBuV)	Limit (dBuV)	Margin (dB)	Line	Filter	Corr. (dB)
0.150000	---	25.92	56.00	30.08	L1	OFF	19.9
0.150000	39.85	---	66.00	26.15	L1	OFF	19.9
0.168000	---	27.97	55.06	27.09	L1	OFF	19.9
0.168000	41.90	---	65.06	23.16	L1	OFF	19.9
0.177000	---	37.13	54.63	17.50	L1	OFF	19.9
0.177000	49.15	---	64.63	15.48	L1	OFF	19.9
0.195000	---	28.34	53.82	25.48	L1	OFF	19.9
0.195000	40.33	---	63.82	23.49	L1	OFF	19.9
0.210750	---	27.71	53.18	25.47	L1	OFF	19.9
0.210750	39.05	---	63.18	24.13	L1	OFF	19.9
0.235500	---	33.16	52.25	19.09	L1	OFF	19.9
0.235500	43.66	---	62.25	18.59	L1	OFF	19.9
0.260250	---	24.81	51.42	26.61	L1	OFF	19.9
0.260250	35.57	---	61.42	25.85	L1	OFF	19.9
0.282750	---	26.01	50.74	24.73	L1	OFF	19.9
0.282750	38.84	---	60.74	21.90	L1	OFF	19.9
0.294000	---	28.52	50.41	21.89	L1	OFF	19.9
0.294000	39.99	---	60.41	20.42	L1	OFF	19.9
0.325500	---	23.72	49.57	25.85	L1	OFF	19.9
0.325500	34.75	---	59.57	24.82	L1	OFF	19.9
0.357000	---	26.56	48.80	22.24	L1	OFF	19.9

0.357000	**37.19**	**---**	**58.80**	**21.61**	**L1**	**OFF**	**19.9**
0.660750	**---**	**29.74**	**46.00**	**16.26**	**L1**	**OFF**	**19.9**
0.660750	**38.32**	**---**	**56.00**	**17.68**	**L1**	**OFF**	**19.9**
7.570500	**---**	**21.38**	**50.00**	**28.62**	**L1**	**OFF**	**20.4**
7.570500	**27.76**	**---**	**60.00**	**32.24**	**L1**	**OFF**	**20.4**

EUT Information

Report NO :	672112
Test Mode :	Mode 1
Test Voltage :	120Vac/60Hz
Phase :	Neutral

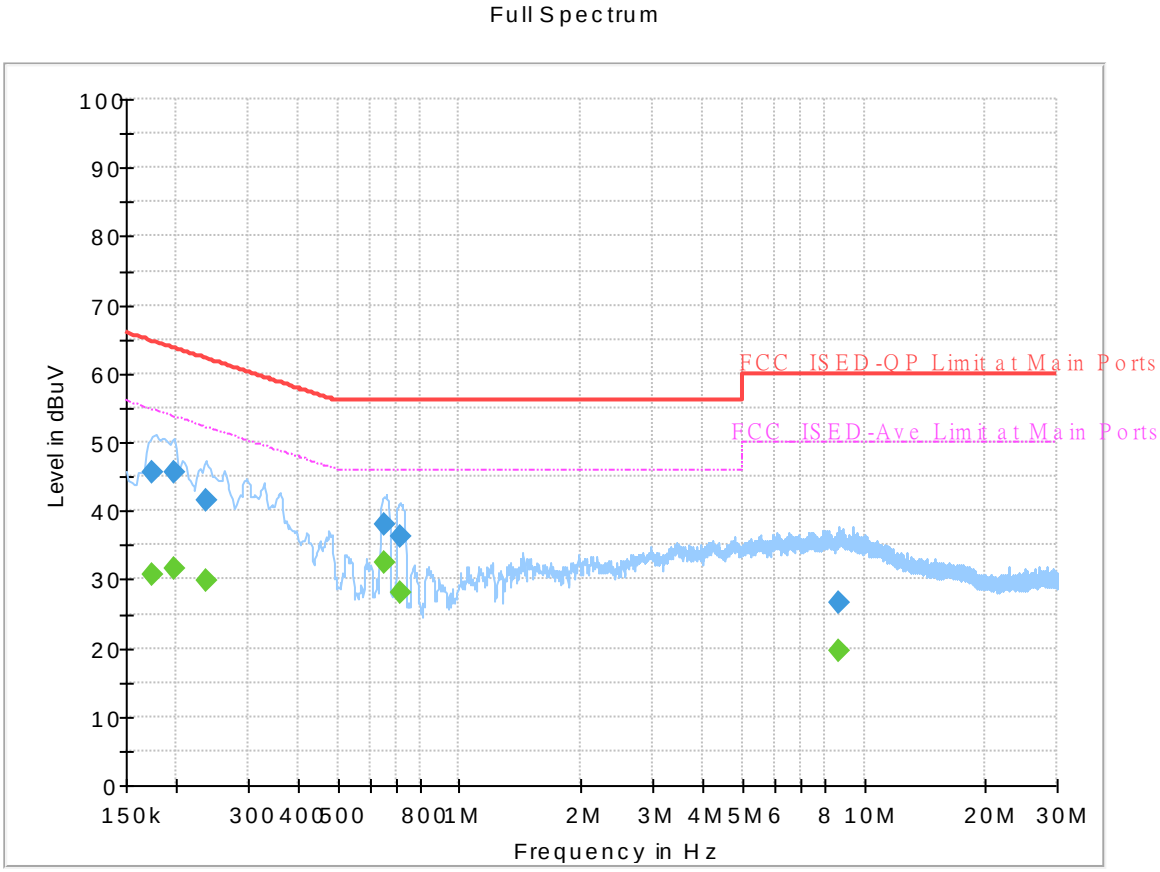

Final_Result

Frequency (MHz)	QuasiPeak (dBuV)	CAverage (dBuV)	Limit (dBuV)	Margin (dB)	Line	Filter	Corr. (dB)
0.174750	---	30.70	54.73	24.03	N	OFF	19.9
0.174750	45.51	---	64.73	19.22	N	OFF	19.9
0.197250	---	31.67	53.73	22.06	N	OFF	19.9
0.197250	45.50	---	63.73	18.23	N	OFF	19.9
0.235500	---	29.95	52.25	22.30	N	OFF	19.9
0.235500	41.53	---	62.25	20.72	N	OFF	19.9
0.654000	---	32.35	46.00	13.65	N	OFF	19.9
0.654000	38.13	---	56.00	17.87	N	OFF	19.9
0.712500	---	28.02	46.00	17.98	N	OFF	19.9
0.712500	36.32	---	56.00	19.68	N	OFF	19.9
8.632500	---	19.57	50.00	30.43	N	OFF	20.5
8.632500	26.55	---	60.00	33.45	N	OFF	20.5

Appendix C. Radiated Spurious Emission Test Data

Test Engineer :	Jesse Wang, Stan Hsieh, Ken Wu	Temperature :	23.1~25.6°C
		Relative Humidity :	49.8~58.3%

Note symbol

-L	**Low channel location**
-R	**High channel location**

C1.Radiated Spurious Emission Test Modes

Mode	Band (MHz)	Antenna	Modulation	Channel	Frequency	Data Rate	RU	Remark
Mode 52	2400-2483.5	5	Bluetooth BR_CS ASK	2	2404	-	-	-
Mode 53	2400-2483.5	5	Bluetooth BR_CS ASK	38	2440	-	-	-
Mode 54	2400-2483.5	5	Bluetooth BR_CS ASK	76	2478	-	-	-
Mode 55	2400-2483.5	9	Bluetooth BR_CS ASK	2	2404	-	-	-
Mode 56	2400-2483.5	9	Bluetooth BR_CS ASK	38	2440	-	-	-
Mode 57	2400-2483.5	9	Bluetooth BR_CS ASK	76	2478	-	-	-
Mode 58	2400-2483.5	5+9	Bluetooth BR_CS ASK	2	2404	-	-	-
Mode 59	2400-2483.5	5+9	Bluetooth BR_CS ASK	38	2440	-	-	-
Mode 60	2400-2483.5	5+9	Bluetooth BR_CS ASK	76	2478	-	-	-
Mode 61	2400-2483.5	5	Bluetooth BR_CS ASK	76	2478	-	-	LF
Mode 62	2400-2483.5	5	Bluetooth BR_CS ASK	76	2478	-	-	SHF

C2.Summary of each worse mode

Mode	Modulation	Ch.	Freq. (MHz)	Level (dBuV/m)	Limit (dBuV/m)	Margin (dB)	Pol.	Peak Avg.	Result	RU	Remark
52	Bluetooth BR_CS ASK	2	2318.65	45.27	74.00	-28.73	H	Peak	Pass	-	Band Edge
52	Bluetooth BR_CS ASK	2	4808.00	43.86	74.00	-30.14	H	Peak	Pass	-	Harmonic
53	Bluetooth BR_CS ASK	38	-	-	-	-	-	-	-	-	Band Edge
53	Bluetooth BR_CS ASK	38	4880.00	43.90	74.00	-30.10	V	Peak	Pass	-	Harmonic
54	Bluetooth BR_CS ASK	76	2483.54	61.95	74.00	-12.05	H	Peak	Pass	-	Band Edge
54	Bluetooth BR_CS ASK	76	7434.00	44.21	74.00	-29.79	V	Peak	Pass	-	Harmonic
55	Bluetooth BR_CS ASK	2	2389.62	54.37	74.00	-19.63	V	Peak	Pass	-	Band Edge
55	Bluetooth BR_CS ASK	2	4808.00	44.32	74.00	-29.68	V	Peak	Pass	-	Harmonic
56	Bluetooth BR_CS ASK	38	-	-	-	-	-	-	-	-	Band Edge
56	Bluetooth BR_CS ASK	38	7320.00	54.08	74.00	-19.92	V	Peak	Pass	-	Harmonic
57	Bluetooth BR_CS ASK	76	2483.57	59.77	74.00	-14.23	V	Peak	Pass	-	Band Edge
57	Bluetooth BR_CS ASK	76	7434.00	52.16	74.00	-21.84	V	Peak	Pass	-	Harmonic
58	Bluetooth BR_CS ASK	2	2389.71	47.62	74.00	-26.38	V	Peak	Pass	-	Band Edge
58	Bluetooth BR_CS ASK	2	4808.00	43.31	74.00	-30.69	V	Peak	Pass	-	Harmonic
59	Bluetooth BR_CS ASK	38	-	-	-	-	-	-	-	-	Band Edge
59	Bluetooth BR_CS ASK	38	4880.00	44.64	74.00	-29.36	V	Peak	Pass	-	Harmonic
60	Bluetooth BR_CS ASK	76	2483.59	58.55	74.00	-15.45	H	Peak	Pass	-	Band Edge
60	Bluetooth BR_CS ASK	76	4956.00	43.76	74.00	-30.24	V	Peak	Pass	-	Harmonic
61	LF	76	30.97	32.23	40.00	-7.77	V	Peak	Pass	-	LF
62	SHF	76	24914.84	38.57	74.00	-35.43	V	Peak	Pass	-	SHF

Mode	52	
	Band Edge	
	2400-2483.5_Bluetooth BR_CS ASK_CH2_2404MHz	
ANT	5	
Pol.	Horizontal	Fundamental
Peak	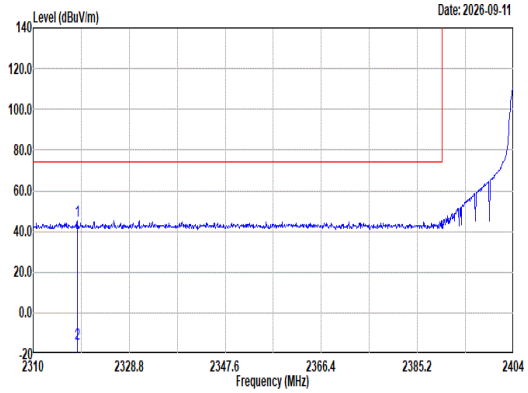 Site : 03CH07-HY Condition: PEAK_BE_74 3m HF_ANT_00075962 HORIZONTAL : RBW:1000.000kHz VBW:3000.000kHz SWT:Auto Freq Level Limit Line Margin Read Level Ant Factor Cable Loss Preamp Factor Aux Factor APos TPos Remark MHz dBuV/m dBuV/m dB dBuV dB/m dB dB dB cm deg 1 2318.65 45.27 74.00 -28.73 39.16 32.10 8.55 34.54 0.00 100 76 Peak 2 2318.65 -15.33 54.00 -69.33 -- -- -- -- -- -- -- AVERAGE	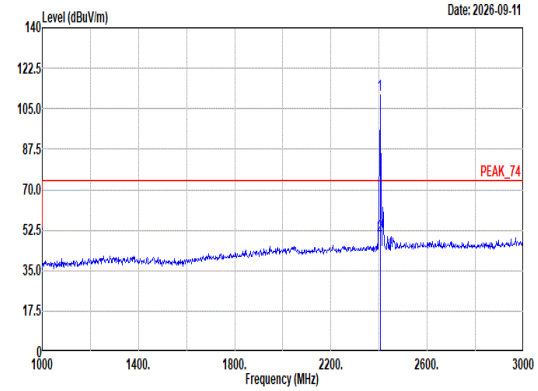 Site : 03CH07-HY Condition: PEAK_74 3m HF_ANT_00075962 HORIZONTAL : RBW:1000.000kHz VBW:3000.000kHz SWT:Auto Freq Level Limit Line Margin Read Level Ant Factor Cable Loss Preamp Factor Aux Factor APos TPos Remark MHz dBuV/m dBuV/m dB dBuV dB/m dB dB dB cm deg 1 2404.00 110.68 ------ ------ 104.44 32.14 8.70 34.60 0.00 100 76 Peak 2 2404.00 50.08 ------ ------ -- -- -- -- -- -- -- Average

Mode	52	
	Band Edge	
	2400-2483.5_Bluetooth BR_CS ASK_CH2_2404MHz	
ANT	5	
Pol.	Vertical	Fundamental
Peak	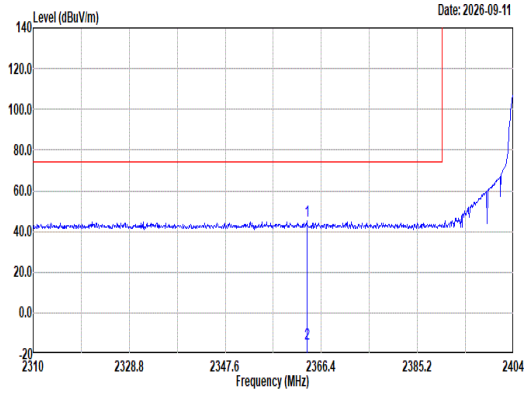 Site : 03CH07-HY Condition: PEAK_BE_74 3m HF_ANT_00075962 VERTICAL : RBW:1000.000kHz VBW:3000.000kHz SWT:Auto Freq Level Limit Line Margin Read Level Ant Factor Cable Loss Preamp Factor Aux Factor APos TPos Remark MHz dBuV/m dBuV/m dB dBuV dB/m dB dB dB cm deg 1 2363.58 45.13 74.00 -28.87 38.91 32.16 8.63 34.57 0.00 365 360 Peak 2 2363.58 -15.47 54.00 -69.47 -- -- -- -- -- -- -- AVERAGE	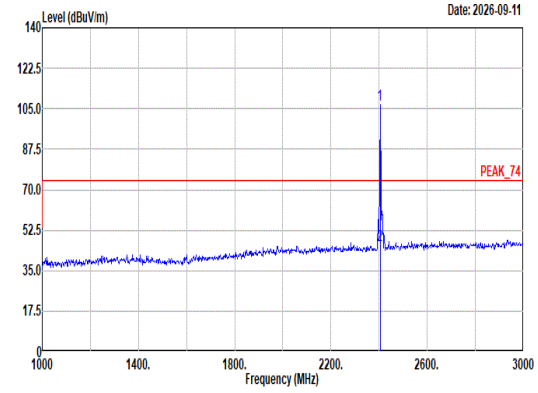 Site : 03CH07-HY Condition: PEAK_74 3m HF_ANT_00075962 VERTICAL : RBW:1000.000kHz VBW:3000.000kHz SWT:Auto Freq Level Limit Line Margin Read Level Ant Factor Cable Loss Preamp Factor Aux Factor APos TPos Remark MHz dBuV/m dBuV/m dB dBuV dB/m dB dB dB cm deg 1 2404.00 106.74 ------ ------ 100.50 32.14 8.70 34.60 0.00 365 360 Peak 2 2404.00 46.14 ------ ------ -- -- -- -- -- -- -- Average

Mode	52	
	Harmonic	
	2400-2483.5_Bluetooth BR_CS ASK_CH2_2404MHz	
ANT	5	
Pol.	Horizontal	Vertical
Peak Avg	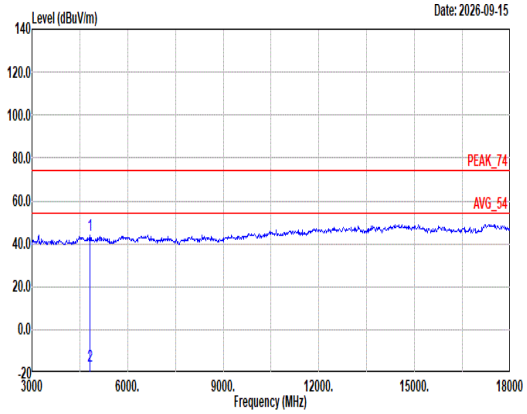 Site : 03CH07-HY Condition: PEAK_74 3m HF_ANT_00075962 HORIZONTAL Freq Level Limit Line Margin Read Level Ant Factor Cable Loss Preamp Factor Aux Factor APos TPos Remark MHz dBuV/m dBuV/m dB dBuV dB/m dB dB dB cm deg 1 4808.00 43.86 74.00 -30.14 54.21 34.50 12.33 58.08 0.90 -- -- Peak 2 4808.00 -16.74 54.00 -70.74 -- -- -- -- -- -- -- Average	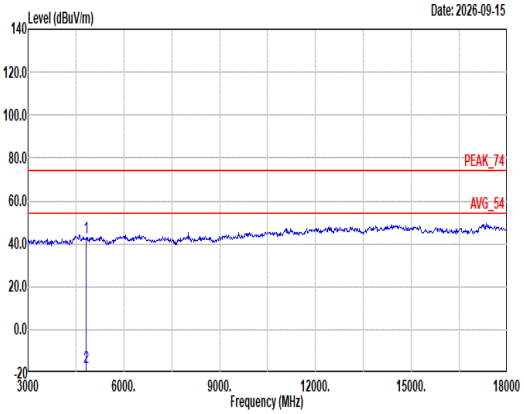 Site : 03CH07-HY Condition: PEAK_74 3m HF_ANT_00075962 VERTICAL Freq Level Limit Line Margin Read Level Ant Factor Cable Loss Preamp Factor Aux Factor APos TPos Remark MHz dBuV/m dBuV/m dB dBuV dB/m dB dB dB cm deg 1 4808.00 43.07 74.00 -30.93 53.42 34.50 12.33 58.08 0.90 -- -- Peak 2 4808.00 -17.53 54.00 -71.53 -- -- -- -- -- -- -- Average

Mode	52	
	Harmonic	
	2400-2483.5_Bluetooth BR_CS ASK_CH2_2404MHz	
ANT	5	
Pol.	Horizontal	Vertical
14.47G ~14.5G Avg	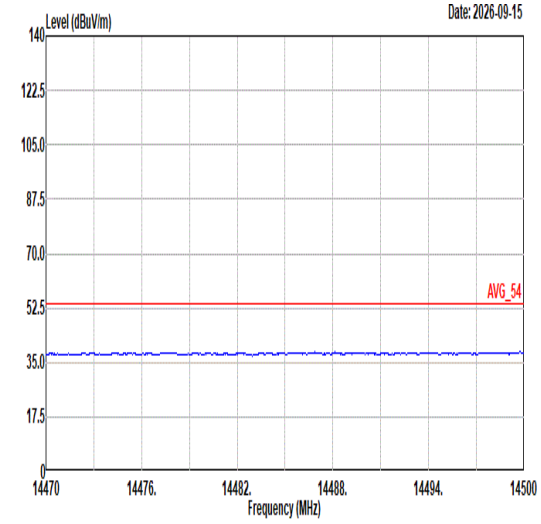 Site : 03CH07-HY Condition: AVG_54 3m HF_ANT_00075962 HORIZONTAL	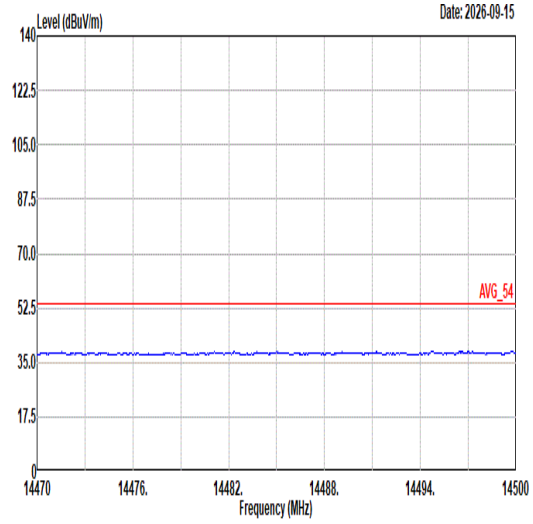 Site : 03CH07-HY Condition: AVG_54 3m HF_ANT_00075962 VERTICAL
17.7G ~18G Avg	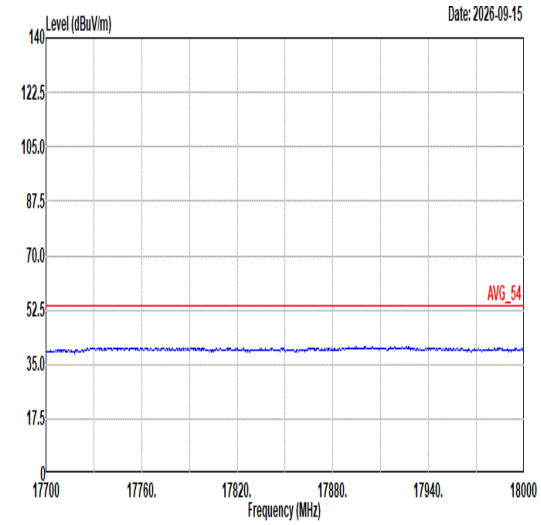 Site : 03CH07-HY Condition: AVG_54 3m HF_ANT_00075962 HORIZONTAL	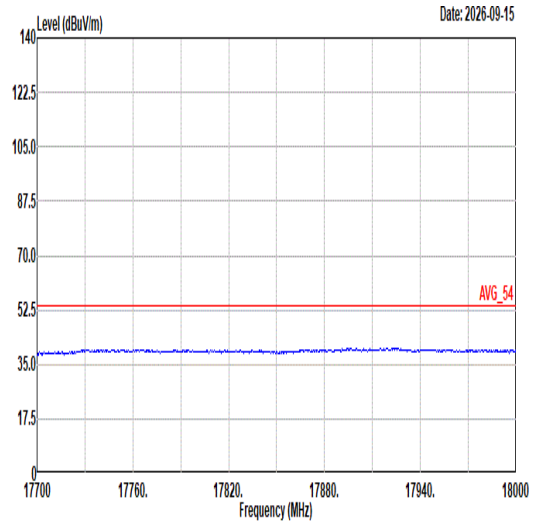 Site : 03CH07-HY Condition: AVG_54 3m HF_ANT_00075962 VERTICAL

Mode	53	
	Harmonic	
	2400-2483.5_Bluetooth BR_CS ASK_CH38_2440MHz	
ANT	5	
Pol.	Horizontal	Vertical
Peak Avg	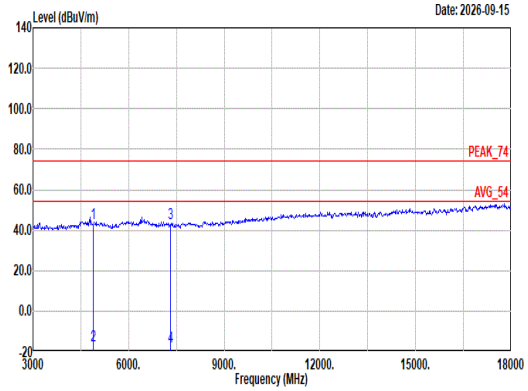 Site : 03CH07-HY Condition: PEAK_74 3m HF_ANT_00075962 HORIZONTAL Freq Level Limit Line Margin Read Level Ant Factor Cable Loss Preamp Factor Aux Factor APos TPos Remark MHz dBuV/m dBuV/m dB dBuV dB/m dB dB dB cm deg 1 4880.00 43.46 74.00 -30.54 53.71 34.44 12.41 57.99 0.89 -- -- Peak 2 4880.00 -17.14 54.00 -71.14 -- -- -- -- -- -- -- Average 3 7320.00 43.17 74.00 -30.83 49.15 36.00 14.94 57.87 0.95 -- -- Peak 4 7320.00 -17.43 54.00 -71.43 -- -- -- -- -- -- -- Average	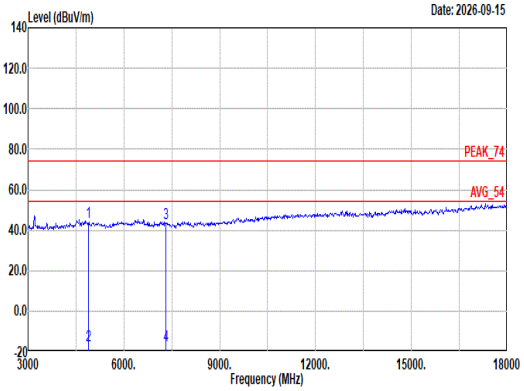 Site : 03CH07-HY Condition: PEAK_74 3m HF_ANT_00075962 VERTICAL Freq Level Limit Line Margin Read Level Ant Factor Cable Loss Preamp Factor Aux Factor APos TPos Remark MHz dBuV/m dBuV/m dB dBuV dB/m dB dB dB cm deg 1 4880.00 43.90 74.00 -30.10 54.15 34.44 12.41 57.99 0.89 -- -- Peak 2 4880.00 -16.70 54.00 -70.70 -- -- -- -- -- -- -- Average 3 7320.00 43.40 74.00 -30.60 49.38 36.00 14.94 57.87 0.95 -- -- Peak 4 7320.00 -17.20 54.00 -71.20 -- -- -- -- -- -- -- Average

Mode	53	
	Harmonic	
	2400-2483.5_Bluetooth BR_CS ASK_CH38_2440MHz	
ANT	5	
Pol.	Horizontal	Vertical
14.47G ~14.5G Avg	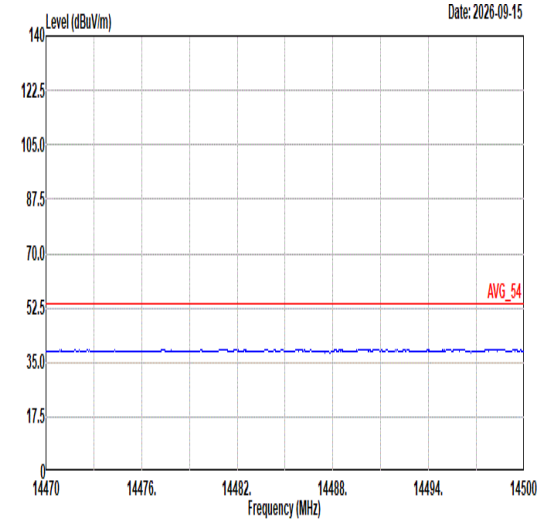 Site : 03CH07-HY Condition: AVG_54 3m HF_ANT_00075962 HORIZONTAL	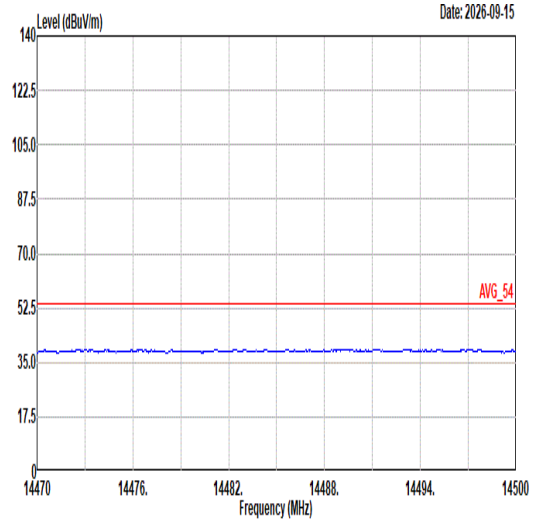 Site : 03CH07-HY Condition: AVG_54 3m HF_ANT_00075962 VERTICAL
17.7G ~18G Avg	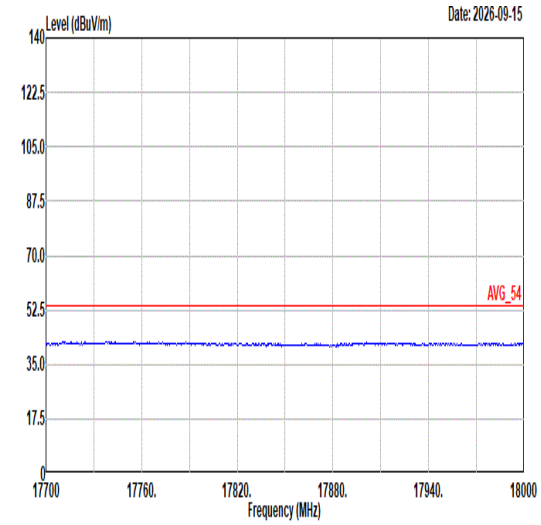 Site : 03CH07-HY Condition: AVG_54 3m HF_ANT_00075962 HORIZONTAL	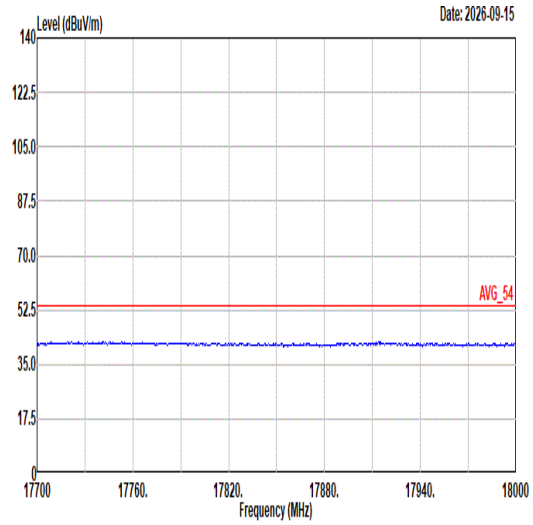 Site : 03CH07-HY Condition: AVG_54 3m HF_ANT_00075962 VERTICAL

Mode	54	
	Band Edge	
	2400-2483.5_Bluetooth BR_CS ASK_CH76_2478MHz	
ANT	5	
Pol.	Horizontal	Fundamental
Peak	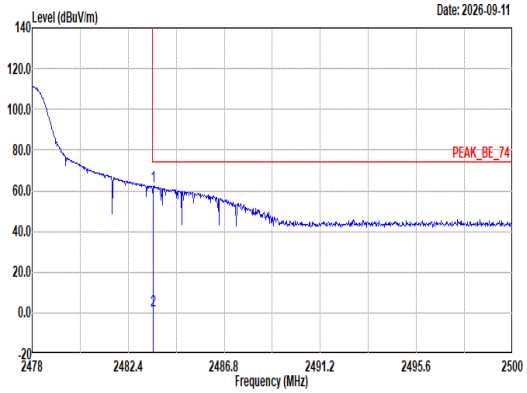 Site : 03CH07-HY Condition: PEAK_BE_74 3m HF_ANT_00075962 HORIZONTAL : RBW:1000.000kHz VBW:3000.000kHz SWT:Auto Freq Level Limit Line Margin Read Level Ant Factor Cable Loss Preamp Factor Aux Factor APos TPos Remark MHz dBuV/m dBuV/m dB dBuV dB/m dB dB dB cm deg 1 2483.54 61.95 74.00 -12.05 55.02 32.74 8.84 34.65 0.00 100 67 Peak 2 2483.54 1.35 54.00 -52.65 -- -- -- -- -- -- -- AVERAGE	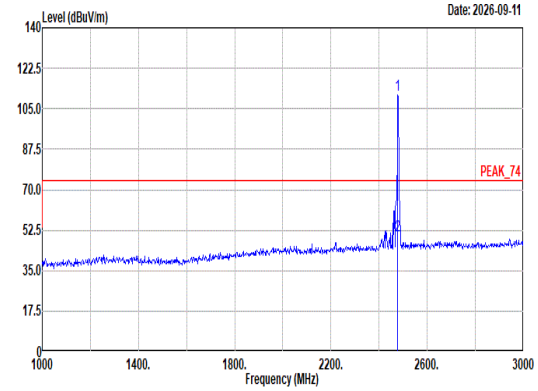 Site : 03CH07-HY Condition: PEAK_74 3m HF_ANT_00075962 HORIZONTAL : RBW:1000.000kHz VBW:3000.000kHz SWT:Auto Freq Level Limit Line Margin Read Level Ant Factor Cable Loss Preamp Factor Aux Factor APos TPos Remark MHz dBuV/m dBuV/m dB dBuV dB/m dB dB dB cm deg 1 2478.00 111.02 ------ ------ 104.14 32.70 8.83 34.65 0.00 100 67 Peak 2 2478.00 50.42 ------ ------ -- -- -- -- -- -- -- Average

Mode	54	
	Band Edge	
	2400-2483.5_Bluetooth BR_CS ASK_CH76_2478MHz	
ANT	5	
Pol.	Vertical	Fundamental
Peak	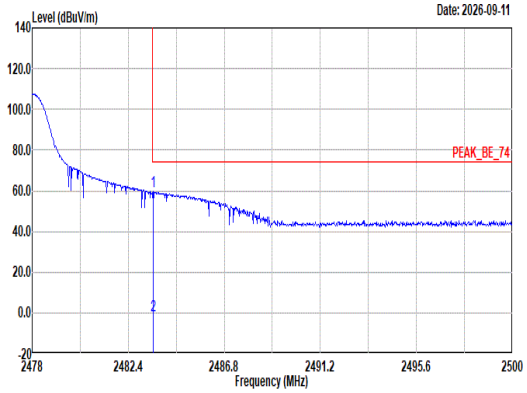 Site : 03CH07-HY Condition: PEAK_BE_74 3m HF_ANT_00075962 VERTICAL : RBW:1000.000kHz VBW:3000.000kHz SWT:Auto Freq Level Limit Line Margin Read Level Ant Factor Cable Loss Preamp Factor Aux Factor APos TPos Remark MHz dBuV/m dBuV/m dB dBuV dB/m dB dB dB cm deg 1 2483.54 59.54 74.00 -14.46 52.61 32.74 8.84 34.65 0.00 333 353 Peak 2 2483.54 -1.06 54.00 -55.06 -- -- -- -- -- -- -- AVERAGE	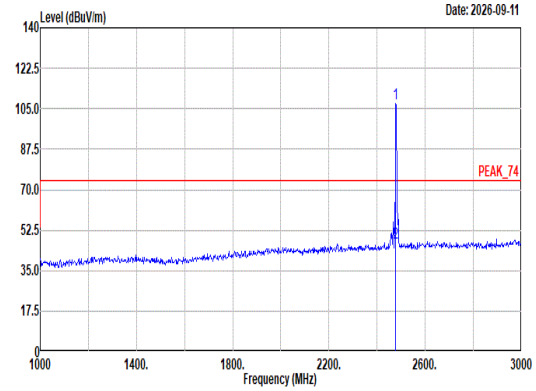 Site : 03CH07-HY Condition: PEAK_74 3m HF_ANT_00075962 VERTICAL : RBW:1000.000kHz VBW:3000.000kHz SWT:Auto Freq Level Limit Line Margin Read Level Ant Factor Cable Loss Preamp Factor Aux Factor APos TPos Remark MHz dBuV/m dBuV/m dB dBuV dB/m dB dB dB cm deg 1 2478.00 107.49 ------ ------ 100.61 32.70 8.83 34.65 0.00 333 353 Peak 2 2478.00 46.89 ------ ------ -- -- -- -- -- -- -- Average

Mode	54	
	Harmonic	
	2400-2483.5_Bluetooth BR_CS ASK_CH76_2478MHz	
ANT	5	
Pol.	Horizontal	Vertical
Peak Avg	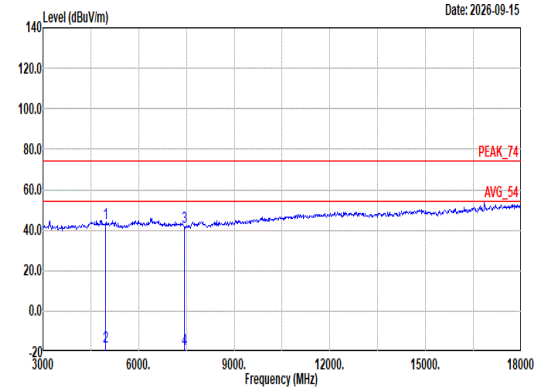 Site : 03CH07-HY Condition: PEAK_74 3m HF_ANT_00075962 HORIZONTAL Freq Level Limit Line Margin Read Level Ant Factor Cable Loss Preamp Factor Aux Factor APos TPos Remark MHz dBuV/m dBuV/m dB dBuV dB/m dB dB dB cm deg 1 4956.00 43.16 74.00 -30.84 53.15 34.52 12.50 57.89 0.88 -- -- Peak 2 4956.00 -17.44 54.00 -71.44 -- -- -- -- -- -- -- Average 3 7434.00 41.86 74.00 -32.14 47.98 36.00 15.02 58.06 0.92 -- -- Peak 4 7434.00 -18.74 54.00 -72.74 -- -- -- -- -- -- -- Average	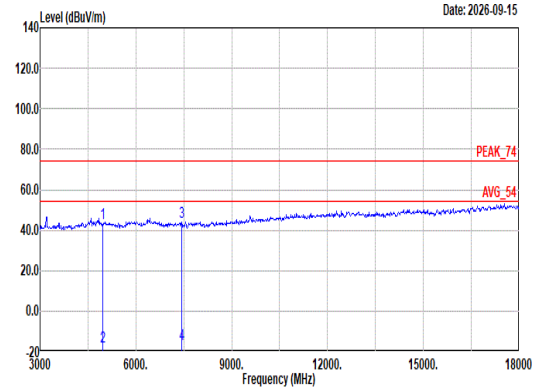 Site : 03CH07-HY Condition: PEAK_74 3m HF_ANT_00075962 VERTICAL Freq Level Limit Line Margin Read Level Ant Factor Cable Loss Preamp Factor Aux Factor APos TPos Remark MHz dBuV/m dBuV/m dB dBuV dB/m dB dB dB cm deg 1 4956.00 43.10 74.00 -30.90 53.09 34.52 12.50 57.89 0.88 -- -- Peak 2 4956.00 -17.50 54.00 -71.50 -- -- -- -- -- -- -- Average 3 7434.00 44.21 74.00 -29.79 50.33 36.00 15.02 58.06 0.92 -- -- Peak 4 7434.00 -16.39 54.00 -70.39 -- -- -- -- -- -- -- Average

Mode	54	
	Harmonic	
	2400-2483.5_Bluetooth BR_CS ASK_CH76_2478MHz	
ANT	5	
Pol.	Horizontal	Vertical
14.47G ~14.5G Avg	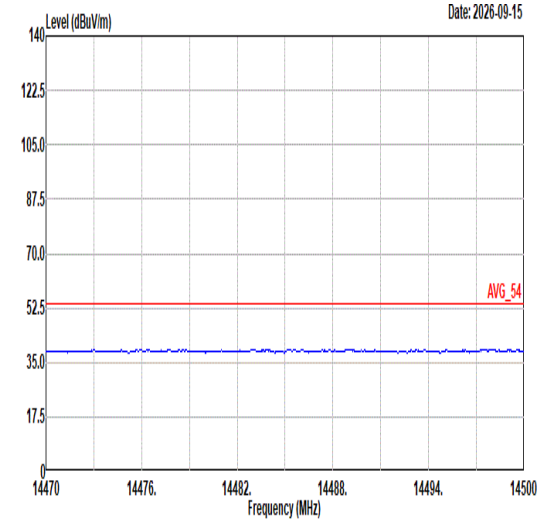 Site : 03CH07-HY Condition: AVG_54 3m HF_ANT_00075962 HORIZONTAL	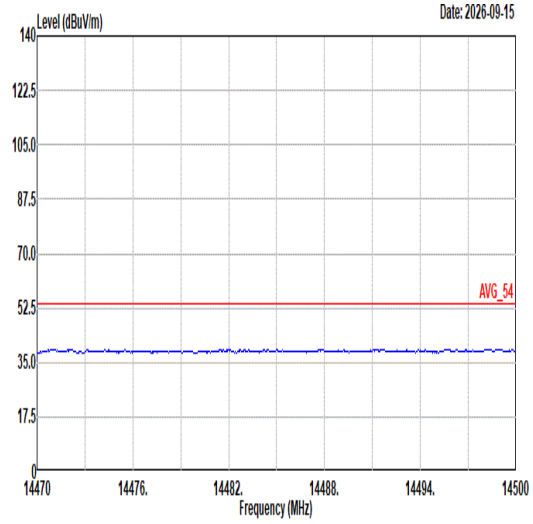 Site : 03CH07-HY Condition: AVG_54 3m HF_ANT_00075962 VERTICAL
17.7G ~18G Avg	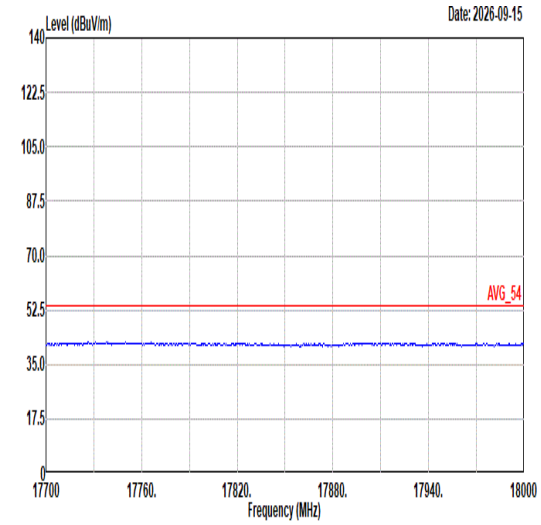 Site : 03CH07-HY Condition: AVG_54 3m HF_ANT_00075962 HORIZONTAL	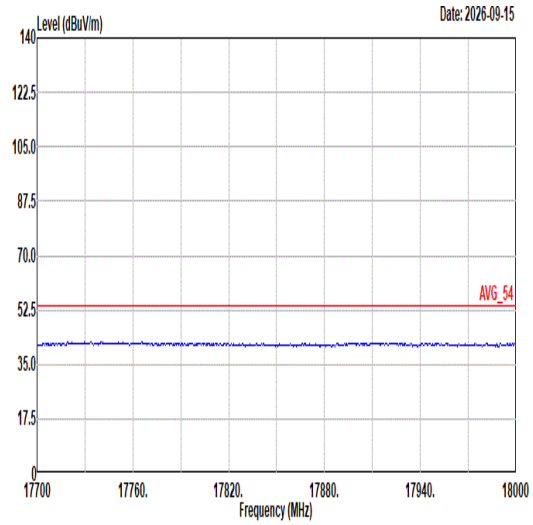 Site : 03CH07-HY Condition: AVG_54 3m HF_ANT_00075962 VERTICAL

Mode	55	
	Band Edge	
	2400-2483.5_Bluetooth BR_CS ASK_CH2_2404MHz	
ANT	9	
Pol.	Horizontal	Fundamental
Peak	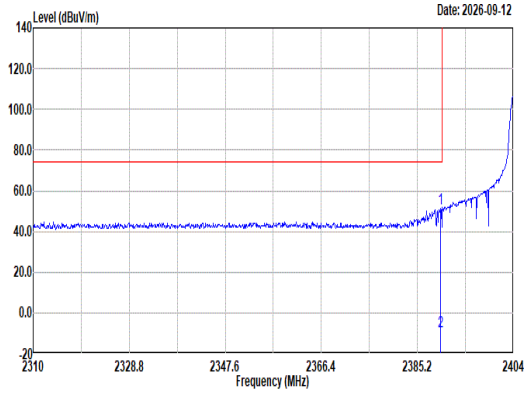 Site : 03CH07-HY Condition: PEAK_BE_74 3m HF_ANT_00075962 HORIZONTAL : RBW:1000.000kHz VBW:3000.000kHz SWT:Auto Freq Level Limit Line Margin Read Level Ant Factor Cable Loss Preamp Factor Aux Factor APos TPos Remark MHz dBuV/m dBuV/m dB dBuV dB/m dB dB dB cm deg 1 2389.71 51.27 74.00 -22.73 45.09 32.10 8.67 34.59 0.00 311 40 Peak 2 2389.71 -9.33 54.00 -63.33 -- -- -- -- -- -- -- AVERAGE	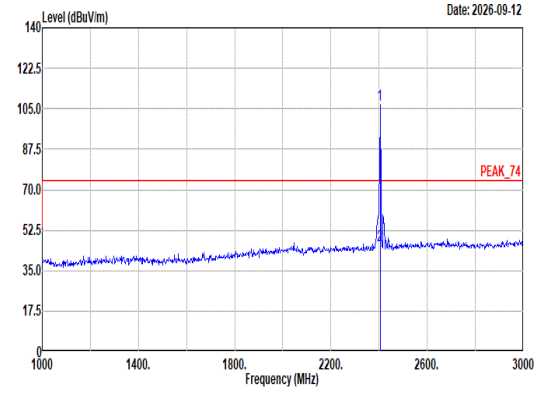 Site : 03CH07-HY Condition: PEAK_74 3m HF_ANT_00075962 HORIZONTAL : RBW:1000.000kHz VBW:3000.000kHz SWT:Auto Freq Level Limit Line Margin Read Level Ant Factor Cable Loss Preamp Factor Aux Factor APos TPos Remark MHz dBuV/m dBuV/m dB dBuV dB/m dB dB dB cm deg 1 2404.00 106.57 ------ ------ 100.33 32.14 8.70 34.60 0.00 311 40 Peak 2 2404.00 45.97 ------ ------ -- -- -- -- -- -- -- Average

Mode	55	
	Band Edge	
	2400-2483.5_Bluetooth BR_CS ASK_CH2_2404MHz	
ANT	9	
Pol.	Vertical	Fundamental
Peak	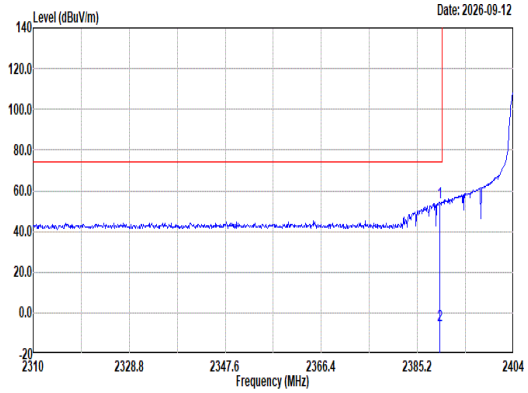 Site : 03CH07-HY Condition: PEAK_BE_74 3m HF_ANT_00075962 VERTICAL : RBW:1000.000kHz VBW:3000.000kHz SWT:Auto Freq Level Limit Line Margin Read Level Ant Factor Cable Loss Preamp Factor Aux Factor APos TPos Remark MHz dBuV/m dBuV/m dB dBuV dB/m dB dB dB cm deg 1 2389.62 54.37 74.00 -19.63 48.19 32.10 8.67 34.59 0.00 100 6 Peak 2 2389.62 -6.23 54.00 -60.23 -- -- -- -- -- -- -- AVERAGE	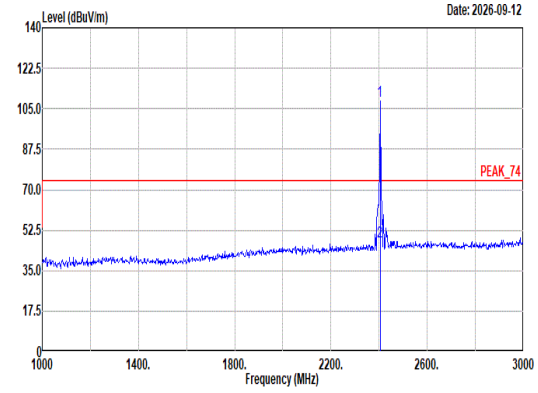 Site : 03CH07-HY Condition: PEAK_74 3m HF_ANT_00075962 VERTICAL : RBW:1000.000kHz VBW:3000.000kHz SWT:Auto Freq Level Limit Line Margin Read Level Ant Factor Cable Loss Preamp Factor Aux Factor APos TPos Remark MHz dBuV/m dBuV/m dB dBuV dB/m dB dB dB cm deg 1 2404.00 108.23 ------ ------ 101.99 32.14 8.70 34.60 0.00 100 6 Peak 2 2404.00 47.63 ------ ------ -- -- -- -- -- -- -- Average

Mode	55	
	Harmonic	
	2400-2483.5_Bluetooth BR_CS ASK_CH2_2404MHz	
ANT	9	
Pol.	Horizontal	Vertical
Peak Avg	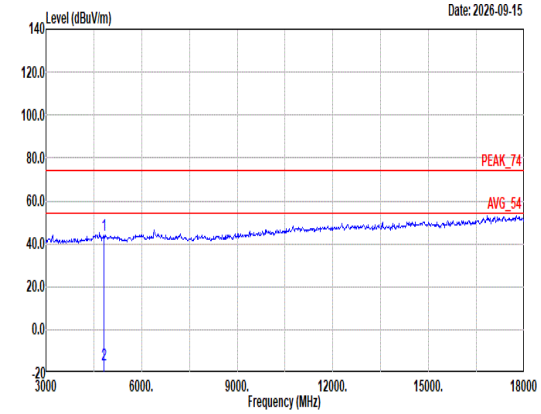 Site : 03CH07-HY Condition: PEAK_74 3m HF_ANT_00075962 HORIZONTAL Freq Level Limit Line Margin Read Level Ant Factor Cable Loss Preamp Factor Aux Factor APos TPos Remark MHz dBuV/m dBuV/m dB dBuV dB/m dB dB dB cm deg 1 4808.00 43.97 74.00 -30.03 54.34 34.50 12.32 58.09 0.90 -- -- Peak 2 4808.00 -16.63 54.00 -70.63 -- -- -- -- -- -- -- Average	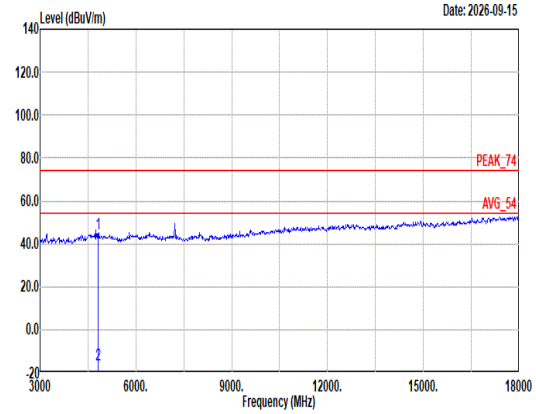 Site : 03CH07-HY Condition: PEAK_74 3m HF_ANT_00075962 VERTICAL Freq Level Limit Line Margin Read Level Ant Factor Cable Loss Preamp Factor Aux Factor APos TPos Remark MHz dBuV/m dBuV/m dB dBuV dB/m dB dB dB cm deg 1 4808.00 44.32 74.00 -29.68 54.69 34.50 12.32 58.09 0.90 -- -- Peak 2 4808.00 -16.28 54.00 -70.28 -- -- -- -- -- -- -- Average

Mode	55	
	Harmonic	
	2400-2483.5_Bluetooth BR_CS ASK_CH2_2404MHz	
ANT	9	
Pol.	Horizontal	Vertical
14.47G ~14.5G Avg	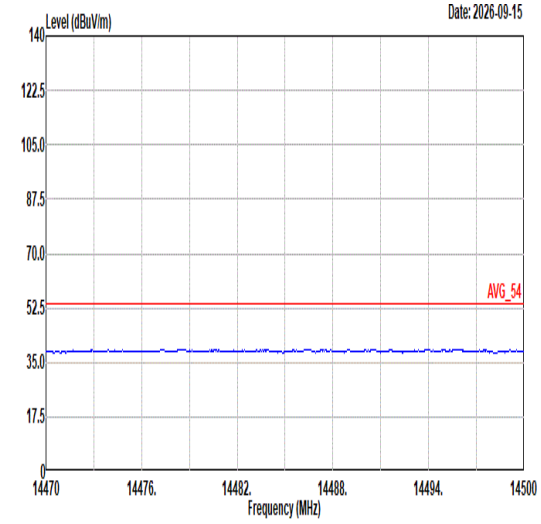 Site : 03CH07-HY Condition: AVG_54 3m HF_ANT_00075962 HORIZONTAL	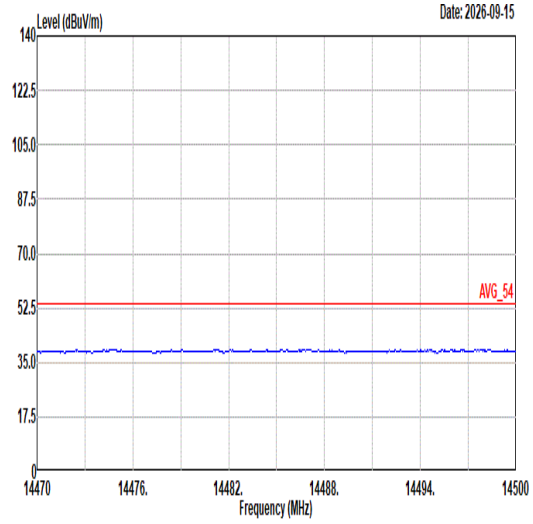 Site : 03CH07-HY Condition: AVG_54 3m HF_ANT_00075962 VERTICAL
17.7G ~18G Avg	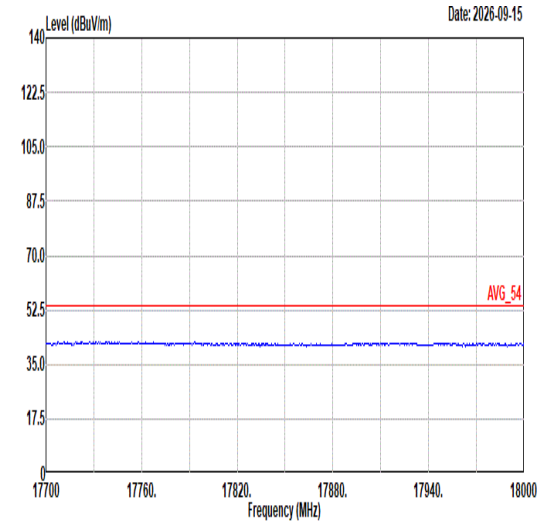 Site : 03CH07-HY Condition: AVG_54 3m HF_ANT_00075962 HORIZONTAL	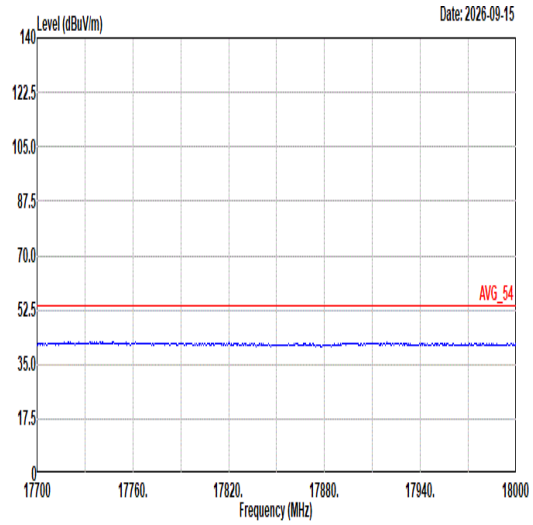 Site : 03CH07-HY Condition: AVG_54 3m HF_ANT_00075962 VERTICAL

Mode	56	
	Harmonic	
	2400-2483.5_Bluetooth BR_CS ASK_CH38_2440MHz	
ANT	9	
Pol.	Horizontal	Vertical
Peak Avg	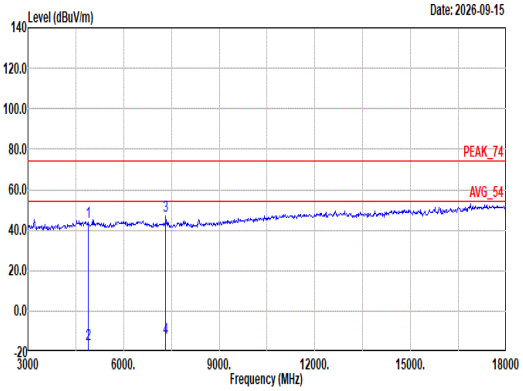 Site : 03CH07-HY Condition: PEAK_74 3m HF_ANT_00075962 HORIZONTAL Freq Level Limit Line Margin Read Level Ant Factor Cable Loss Preamp Factor Aux Factor APos TPos Remark 1 4880.00 44.04 74.00 -29.96 54.29 34.44 12.41 57.99 0.89 -- -- Peak 2 4880.00 -16.56 54.00 -70.56 -- -- -- -- -- -- -- Average 3 7320.00 47.03 74.00 -26.97 53.01 36.00 14.94 57.87 0.95 -- -- Peak 4 7320.00 -13.57 54.00 -67.57 -- -- -- -- -- -- -- Average	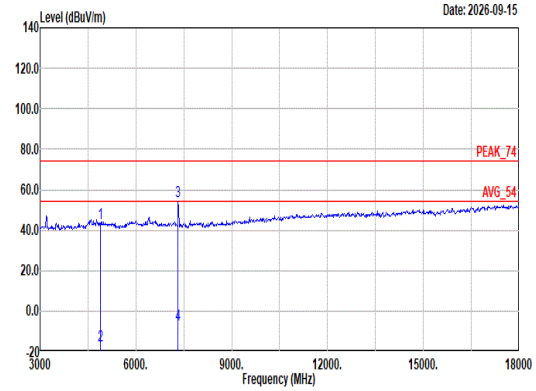 Site : 03CH07-HY Condition: PEAK_74 3m HF_ANT_00075962 VERTICAL Freq Level Limit Line Margin Read Level Ant Factor Cable Loss Preamp Factor Aux Factor APos TPos Remark 1 4880.00 43.53 74.00 -30.47 53.78 34.44 12.41 57.99 0.89 -- -- Peak 2 4880.00 -17.07 54.00 -71.07 -- -- -- -- -- -- -- Average 3 7320.00 54.08 74.00 -19.92 60.06 36.00 14.94 57.87 0.95 -- -- Peak 4 7320.00 -6.52 54.00 -60.52 -- -- -- -- -- -- -- Average

Mode	56	
	Harmonic	
	2400-2483.5_Bluetooth BR_CS ASK_CH38_2440MHz	
ANT	9	
Pol.	Horizontal	Vertical
14.47G ~14.5G Avg	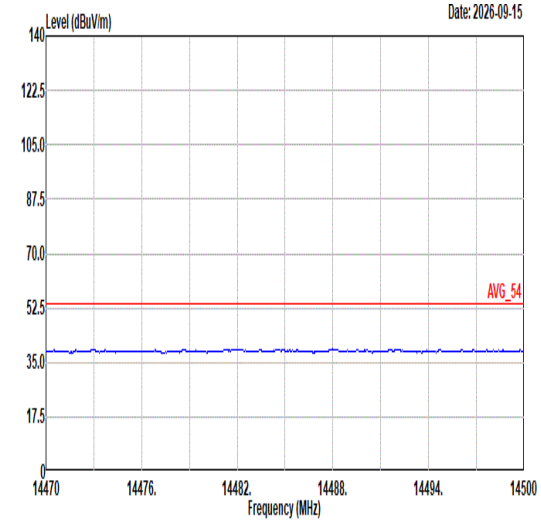 Site : 03CH07-HY Condition: AVG_54 3m HF_ANT_00075962 HORIZONTAL	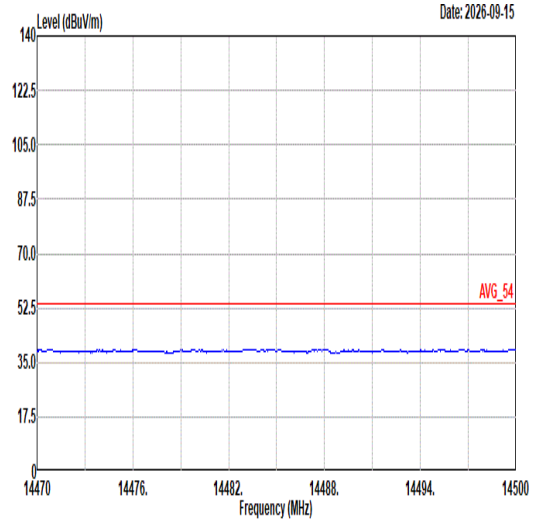 Site : 03CH07-HY Condition: AVG_54 3m HF_ANT_00075962 VERTICAL
17.7G ~18G Avg	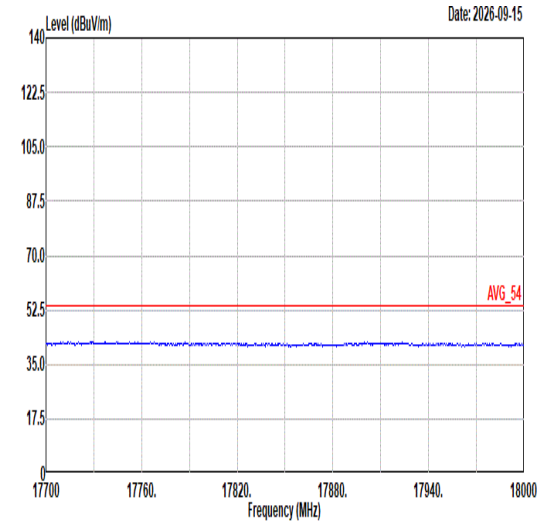 Site : 03CH07-HY Condition: AVG_54 3m HF_ANT_00075962 HORIZONTAL	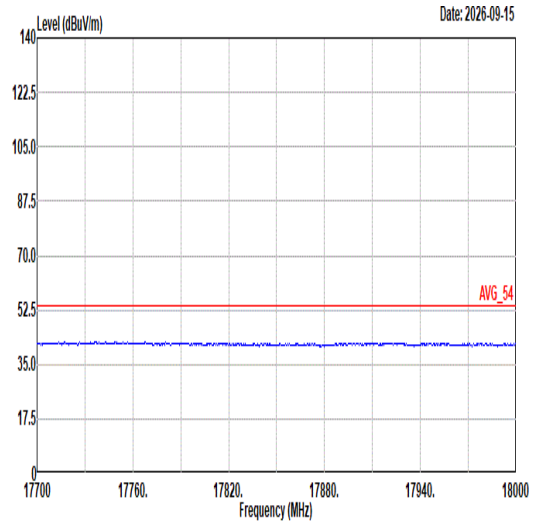 Site : 03CH07-HY Condition: AVG_54 3m HF_ANT_00075962 VERTICAL

Mode	57	
	Band Edge	
	2400-2483.5_Bluetooth BR_CS ASK_CH76_2478MHz	
ANT	9	
Pol.	Horizontal	Fundamental
Peak	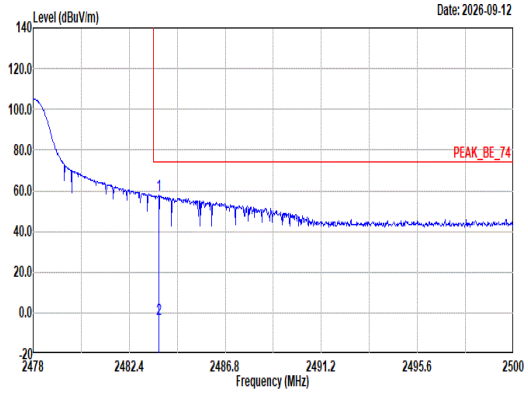 Site : 03CH07-HY Condition: PEAK_BE_74 3m HF_ANT_00075962 HORIZONTAL : RBW:1000.000kHz VBW:3000.000kHz SWT:Auto Freq Level Limit Line Margin Read Level Ant Factor Cable Loss Preamp Factor Aux Factor APos TPos Remark MHz dBuV/m dBuV/m dB dBuV dB/m dB dB dB cm deg 1 2483.74 57.66 74.00 -16.34 50.73 32.74 8.84 34.65 0.00 294 43 Peak 2 2483.74 -2.94 54.00 -56.94 -- -- -- -- -- -- -- AVERAGE	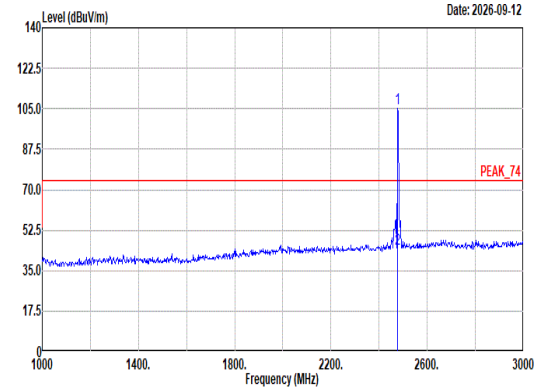 Site : 03CH07-HY Condition: PEAK_74 3m HF_ANT_00075962 HORIZONTAL : RBW:1000.000kHz VBW:3000.000kHz SWT:Auto Freq Level Limit Line Margin Read Level Ant Factor Cable Loss Preamp Factor Aux Factor APos TPos Remark MHz dBuV/m dBuV/m dB dBuV dB/m dB dB dB cm deg 1 2478.00 104.95 ------ ------ 98.07 32.70 8.83 34.65 0.00 294 43 Peak 2 2478.00 44.35 ------ ------ -- -- -- -- -- -- -- Average

Mode	57	
	Band Edge	
	2400-2483.5_Bluetooth BR_CS ASK_CH76_2478MHz	
ANT	9	
Pol.	Vertical	Fundamental
Peak	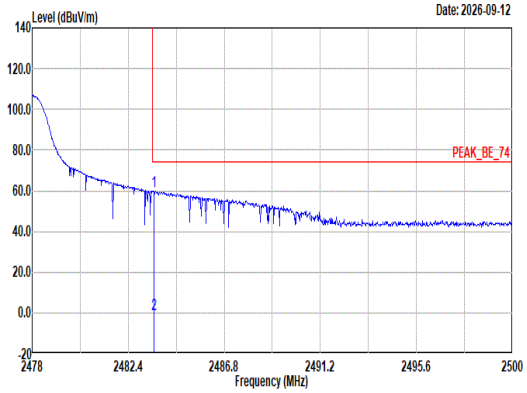 Site : 03CH07-HY Condition: PEAK_BE_74 3m HF_ANT_00075962 VERTICAL : RBW:1000.000kHz VBW:3000.000kHz SWT:Auto Freq Level Limit Line Margin Read Level Ant Factor Cable Loss Preamp Factor Aux Factor APos TPos Remark MHz dBuV/m dBuV/m dB dBuV dB/m dB dB dB cm deg 1 2483.57 59.77 74.00 -14.23 52.84 32.74 8.84 34.65 0.00 100 3 Peak 2 2483.57 -0.83 54.00 -54.83 -- -- -- -- -- -- -- AVERAGE	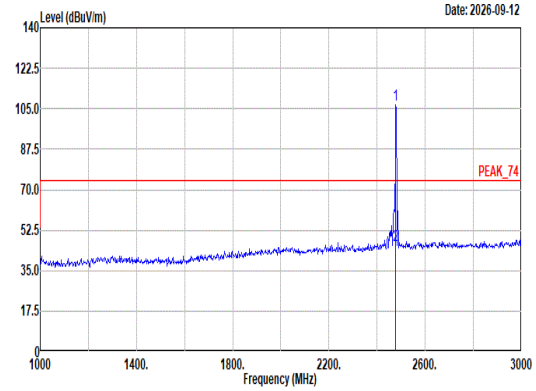 Site : 03CH07-HY Condition: PEAK_74 3m HF_ANT_00075962 VERTICAL : RBW:1000.000kHz VBW:3000.000kHz SWT:Auto Freq Level Limit Line Margin Read Level Ant Factor Cable Loss Preamp Factor Aux Factor APos TPos Remark MHz dBuV/m dBuV/m dB dBuV dB/m dB dB dB cm deg 1 2478.00 106.63 ------ ------ 99.75 32.70 8.83 34.65 0.00 100 3 Peak 2 2478.00 46.03 ------ ------ -- -- -- -- -- -- -- Average

Mode	57	
	Harmonic	
	2400-2483.5_Bluetooth BR_CS ASK_CH76_2478MHz	
ANT	9	
Pol.	Horizontal	Vertical
Peak Avg	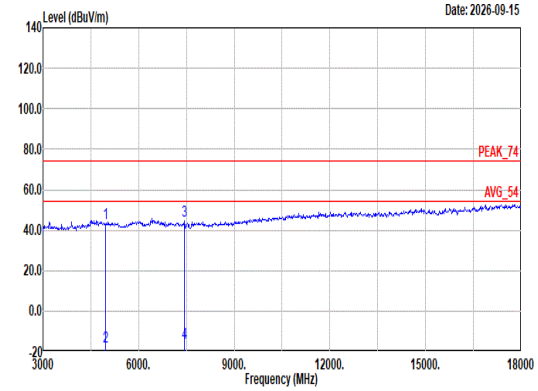 Site : 03CH07-HY Condition: PEAK_74 3m HF_ANT_00075962 HORIZONTAL Freq Level Limit Line Margin Read Level Ant Factor Cable Loss Preamp Factor Aux Factor APos TPos Remark 1 4956.00 43.18 74.00 -30.82 53.17 34.52 12.50 57.89 0.88 -- -- Peak 2 4956.00 -17.42 54.00 -71.42 -- -- -- -- -- -- -- Average 3 7434.00 44.64 74.00 -29.36 50.76 36.00 15.02 58.06 0.92 -- -- Peak 4 7434.00 -15.96 54.00 -69.96 -- -- -- -- -- -- -- Average	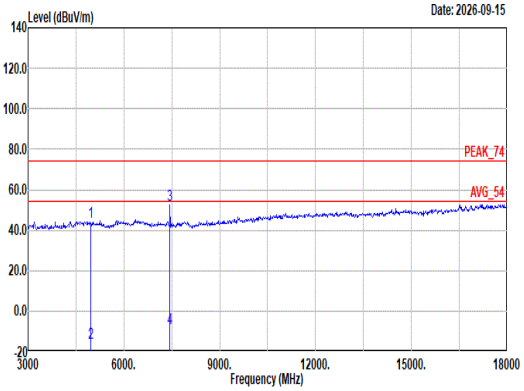 Site : 03CH07-HY Condition: PEAK_74 3m HF_ANT_00075962 VERTICAL Freq Level Limit Line Margin Read Level Ant Factor Cable Loss Preamp Factor Aux Factor APos TPos Remark 1 4956.00 43.84 74.00 -30.16 53.83 34.52 12.50 57.89 0.88 -- -- Peak 2 4956.00 -15.96 54.00 -69.96 -- -- -- -- -- -- -- Average 3 7434.00 52.16 74.00 -21.84 58.28 36.00 15.02 58.06 0.92 -- -- Peak 4 7434.00 -8.44 54.00 -62.44 -- -- -- -- -- -- -- Average

Mode	57	
	Harmonic	
	2400-2483.5_Bluetooth BR_CS ASK_CH76_2478MHz	
ANT	9	
Pol.	Horizontal	Vertical
14.47G ~14.5G Avg	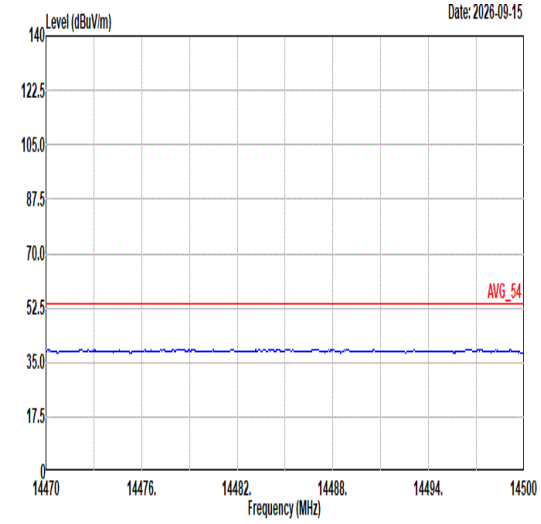 Site : 03CH07-HY Condition: AVG_54 3m HF_ANT_00075962 HORIZONTAL	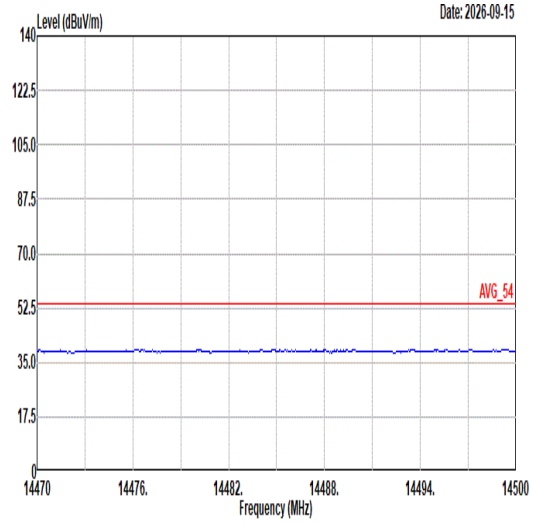 Site : 03CH07-HY Condition: AVG_54 3m HF_ANT_00075962 VERTICAL
17.7G ~18G Avg	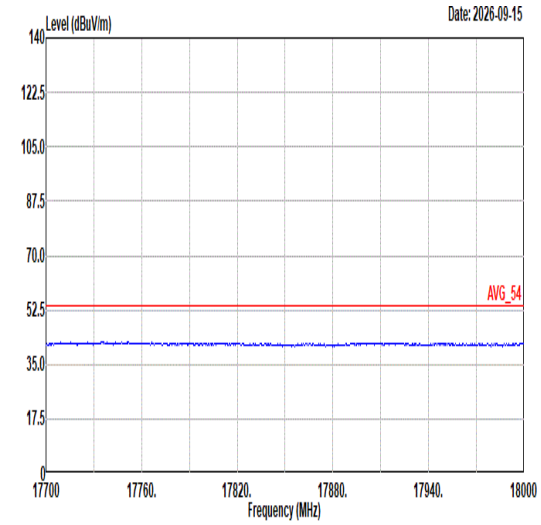 Site : 03CH07-HY Condition: AVG_54 3m HF_ANT_00075962 HORIZONTAL	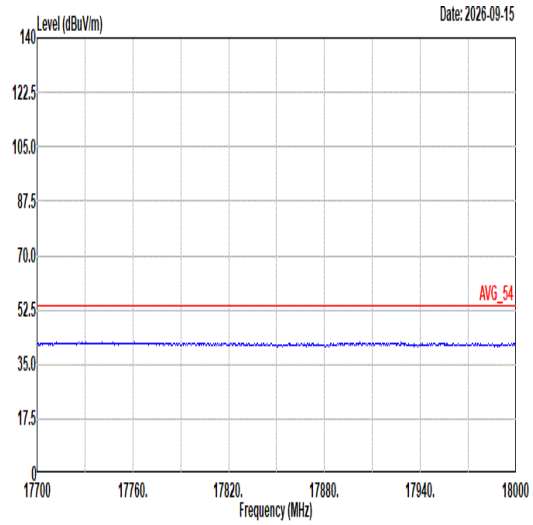 Site : 03CH07-HY Condition: AVG_54 3m HF_ANT_00075962 VERTICAL

Mode	58	
	Band Edge	
	2400-2483.5_Bluetooth BR_CS ASK_CH2_2404MHz	
ANT	5+9	
Pol.	Horizontal	Fundamental
Peak	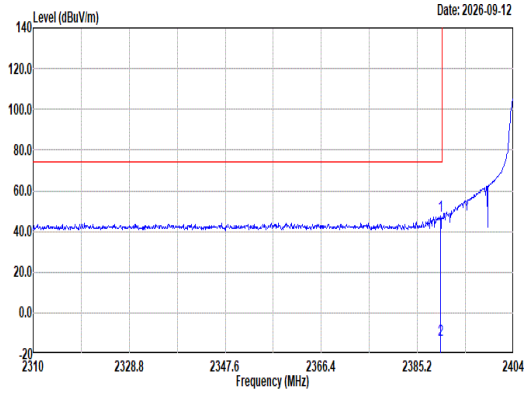 Site : 03CH07-HY Condition: PEAK_BE_74 3m HF_ANT_00075962 HORIZONTAL : RBW:1000.000kHz VBW:3000.000kHz SWT:Auto Freq Level Limit Line Margin Read Level Ant Factor Cable Loss Preamp Factor Aux Factor APos TPos Remark MHz dBuV/m dBuV/m dB dBuV dB/m dB dB dB cm deg 1 2389.71 47.48 74.00 -26.52 41.30 32.10 8.67 34.59 0.00 147 79 Peak 2 2389.71 -13.12 54.00 -67.12 -- -- -- -- -- -- -- AVERAGE	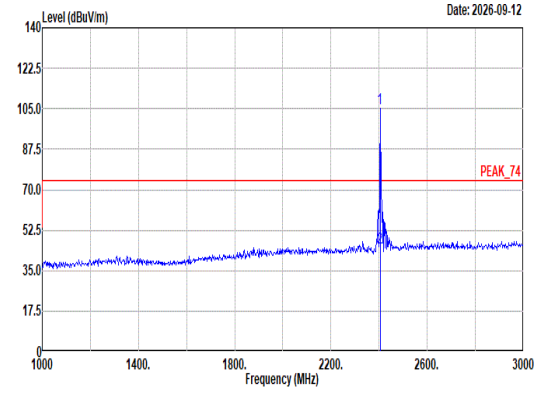 Site : 03CH07-HY Condition: PEAK_74 3m HF_ANT_00075962 HORIZONTAL : RBW:1000.000kHz VBW:3000.000kHz SWT:Auto Freq Level Limit Line Margin Read Level Ant Factor Cable Loss Preamp Factor Aux Factor APos TPos Remark MHz dBuV/m dBuV/m dB dBuV dB/m dB dB dB cm deg 1 2404.00 105.25 ------ ------ 99.01 32.14 8.70 34.60 0.00 147 79 Peak 2 2404.00 44.65 ------ ------ -- -- -- -- -- -- -- Average

Mode	58	
	Band Edge	
	2400-2483.5_Bluetooth BR_CS ASK_CH2_2404MHz	
ANT	5+9	
Pol.	Vertical	Fundamental
Peak	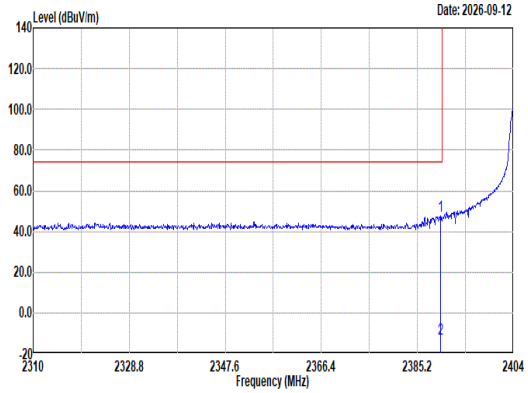 Site : 03CH07-HY Condition: PEAK_BE_74 3m HF_ANT_00075962 VERTICAL : RBW:1000.000kHz VBW:3000.000kHz SWT:Auto Freq Level Limit Line Margin Read Level Ant Factor Cable Loss Preamp Factor Aux Factor APos TPos Remark MHz dBuV/m dBuV/m dB dBuV dB/m dB dB dB cm deg 1 2389.71 47.62 74.00 -26.38 41.44 32.10 8.67 34.59 0.00 400 301 Peak 2 2389.71 -12.98 54.00 -66.98 -- -- -- -- -- -- -- AVERAGE	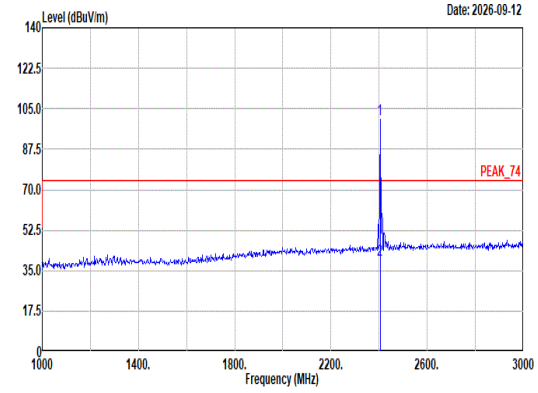 Site : 03CH07-HY Condition: PEAK_74 3m HF_ANT_00075962 VERTICAL : RBW:1000.000kHz VBW:3000.000kHz SWT:Auto Freq Level Limit Line Margin Read Level Ant Factor Cable Loss Preamp Factor Aux Factor APos TPos Remark MHz dBuV/m dBuV/m dB dBuV dB/m dB dB dB cm deg 1 2404.00 100.44 ------ ------ 94.20 32.14 8.70 34.60 0.00 400 301 Peak 2 2404.00 39.84 ------ ------ -- -- -- -- -- -- -- Average

Mode	58	
	Harmonic	
	2400-2483.5_Bluetooth BR_CS ASK_CH2_2404MHz	
ANT	5+9	
Pol.	Horizontal	Vertical
Peak Avg	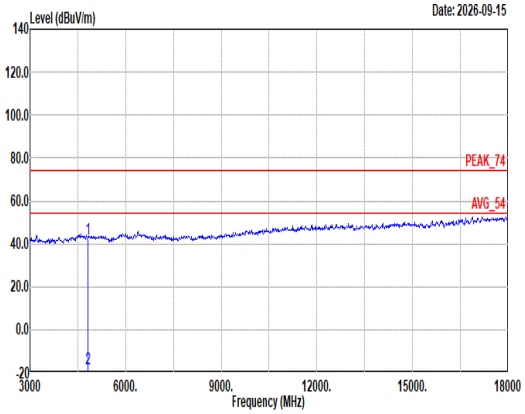 Site : 03CH07-HY Condition: PEAK_74 3m HF_ANT_00075962 HORIZONTAL Freq Level Limit Line Margin Read Level Ant Factor Cable Loss Preamp Factor Aux Factor APos TPos Remark MHz dBuV/m dBuV/m dB dBuV dB/m dB dB dB cm deg 1 4808.00 42.43 74.00 -31.57 52.80 34.50 12.32 58.09 0.90 -- -- Peak 2 4808.00 -18.17 54.00 -72.17 -- -- -- -- -- -- -- Average	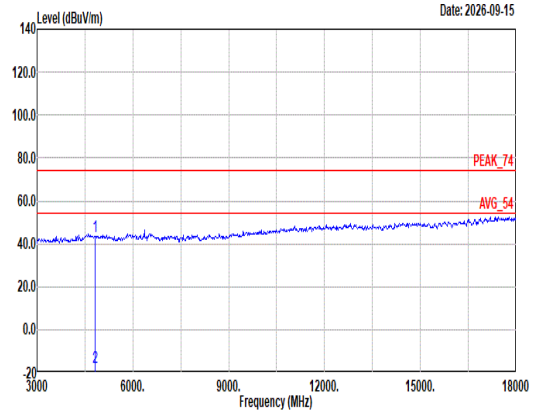 Site : 03CH07-HY Condition: PEAK_74 3m HF_ANT_00075962 VERTICAL Freq Level Limit Line Margin Read Level Ant Factor Cable Loss Preamp Factor Aux Factor APos TPos Remark MHz dBuV/m dBuV/m dB dBuV dB/m dB dB dB cm deg 1 4808.00 43.31 74.00 -30.69 53.68 34.50 12.32 58.09 0.90 -- -- Peak 2 4808.00 -17.29 54.00 -71.29 -- -- -- -- -- -- -- Average

Mode	58	
	Harmonic	
	2400-2483.5_Bluetooth BR_CS ASK_CH2_2404MHz	
ANT	5+9	
Pol.	Horizontal	Vertical
14.47G ~14.5G Avg	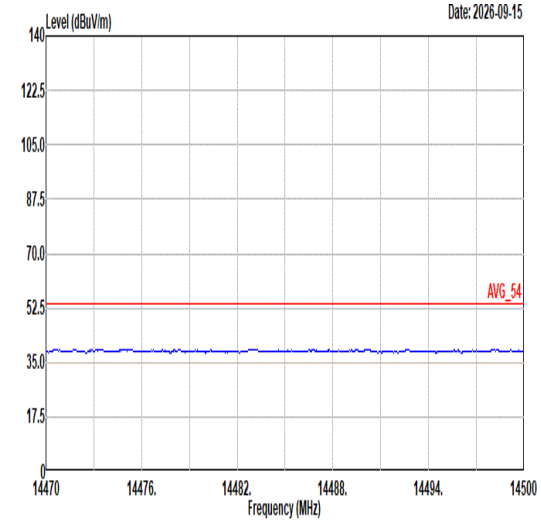 Site : 03CH07-HY Condition: AVG_54 3m HF_ANT_00075962 HORIZONTAL	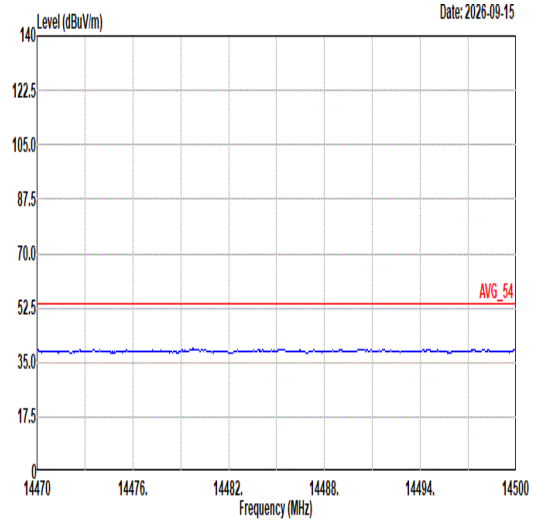 Site : 03CH07-HY Condition: AVG_54 3m HF_ANT_00075962 VERTICAL
17.7G ~18G Avg	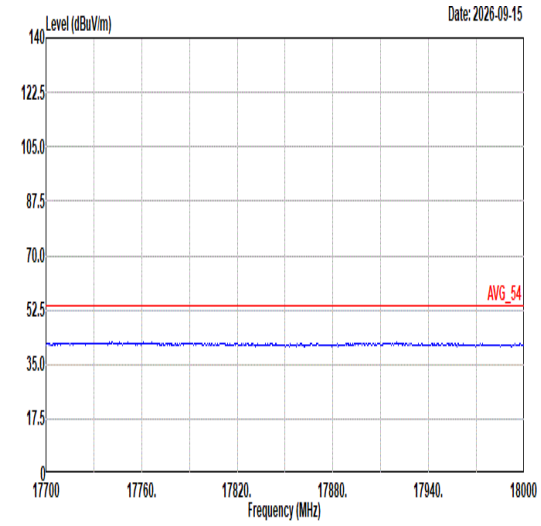 Site : 03CH07-HY Condition: AVG_54 3m HF_ANT_00075962 HORIZONTAL	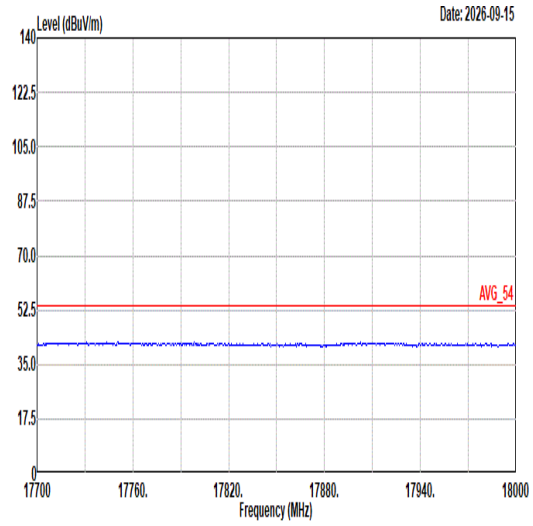 Site : 03CH07-HY Condition: AVG_54 3m HF_ANT_00075962 VERTICAL

Mode	59	
	Harmonic	
	2400-2483.5_Bluetooth BR_CS ASK_CH38_2440MHz	
ANT	5+9	
Pol.	Horizontal	Vertical
Peak Avg	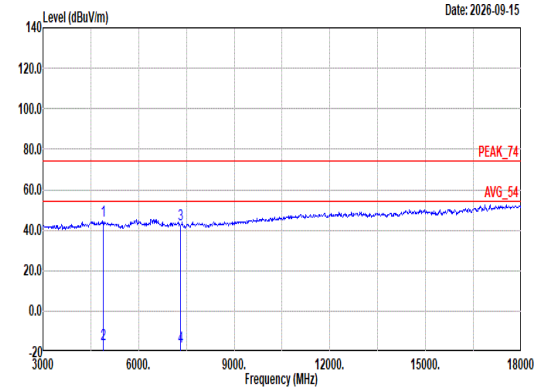 Site : 03CH07-HY Condition: PEAK_74 3m HF_ANT_00075962 HORIZONTAL Freq Level Limit Line Margin Read Level Ant Factor Cable Loss Preamp Factor Aux Factor APos TPos Remark 1 4880.00 44.37 74.00 -29.63 54.62 34.44 12.41 57.99 0.89 -- -- Peak 2 4880.00 -16.23 54.00 -70.23 -- -- -- -- -- -- -- Average 3 7320.00 42.73 74.00 -31.27 48.71 36.00 14.94 57.87 0.95 -- -- Peak 4 7320.00 -17.87 54.00 -71.87 -- -- -- -- -- -- -- Average	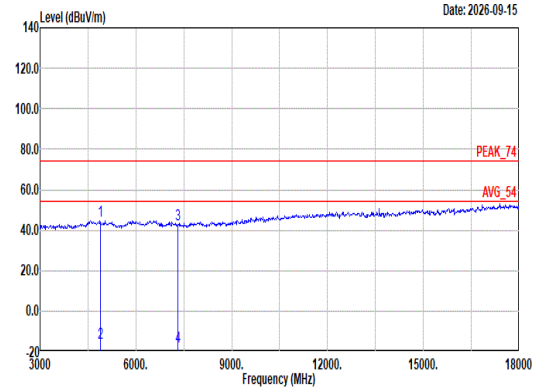 Site : 03CH07-HY Condition: PEAK_74 3m HF_ANT_00075962 VERTICAL Freq Level Limit Line Margin Read Level Ant Factor Cable Loss Preamp Factor Aux Factor APos TPos Remark 1 4880.00 44.64 74.00 -29.36 54.89 34.44 12.41 57.99 0.89 -- -- Peak 2 4880.00 -15.96 54.00 -69.96 -- -- -- -- -- -- -- Average 3 7320.00 43.05 74.00 -30.95 49.03 36.00 14.94 57.87 0.95 -- -- Peak 4 7320.00 -17.55 54.00 -71.55 -- -- -- -- -- -- -- Average

Mode	59	
	Harmonic	
	2400-2483.5_Bluetooth BR_CS ASK_CH38_2440MHz	
ANT	5+9	
Pol.	Horizontal	Vertical
14.47G ~14.5G Avg	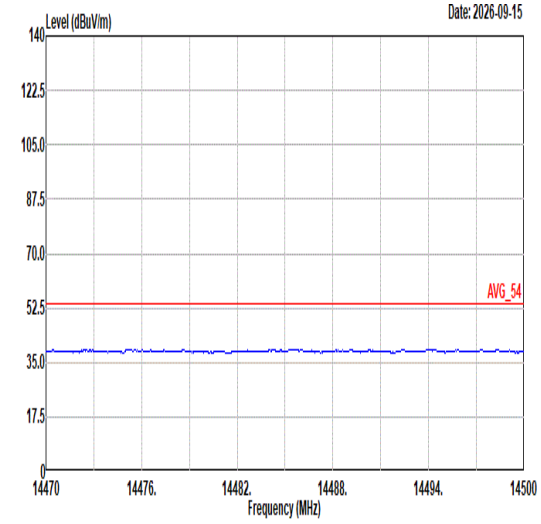 Site : 03CH07-HY Condition: AVG_54 3m HF_ANT_00075962 HORIZONTAL	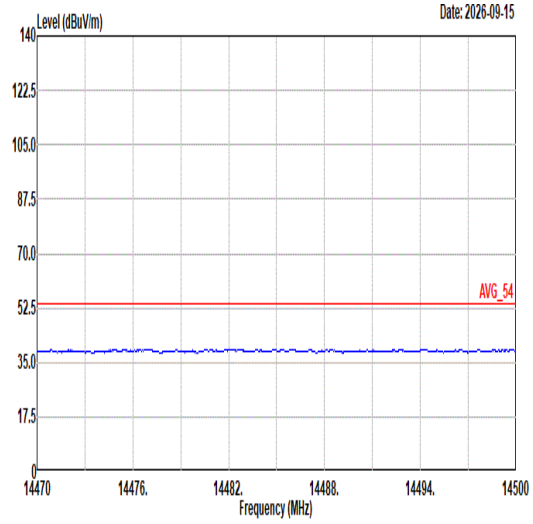 Site : 03CH07-HY Condition: AVG_54 3m HF_ANT_00075962 VERTICAL
17.7G ~18G Avg	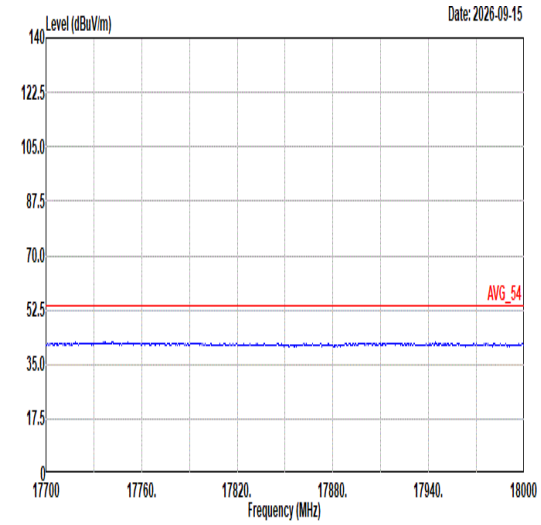 Site : 03CH07-HY Condition: AVG_54 3m HF_ANT_00075962 HORIZONTAL	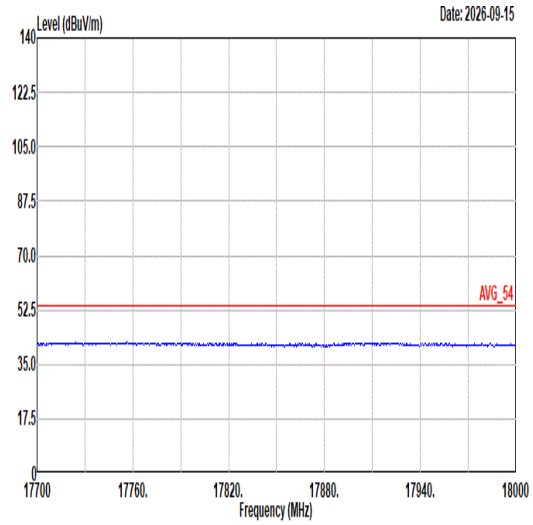 Site : 03CH07-HY Condition: AVG_54 3m HF_ANT_00075962 VERTICAL

Mode	60	
	Band Edge	
	2400-2483.5_Bluetooth BR_CS ASK_CH76_2478MHz	
ANT	5+9	
Pol.	Horizontal	Fundamental
Peak	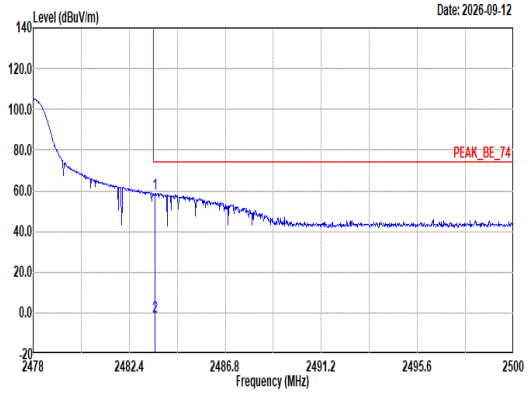 Site : 03CH07-HY Condition: PEAK_BE_74 3m HF_ANT_00075962 HORIZONTAL : RBW:1000.000kHz VBW:3000.000kHz SWT:Auto Freq Level Limit Line Margin Read Level Ant Factor Cable Loss Preamp Factor Aux Factor APos TPos Remark MHz dBuV/m dBuV/m dB dBuV dB/m dB dB dB cm deg 1 2483.59 58.55 74.00 -15.45 51.62 32.74 8.84 34.65 0.00 150 75 Peak 2 2483.59 -2.05 54.00 -56.05 -- -- -- -- -- -- -- AVERAGE	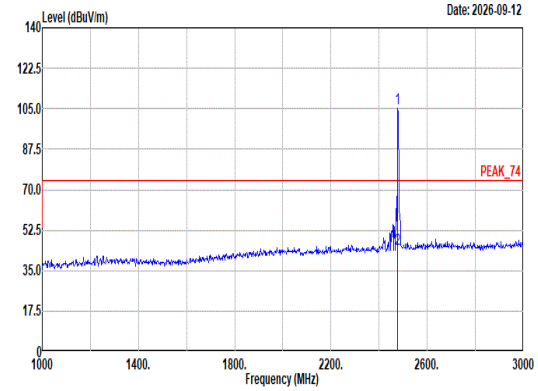 Site : 03CH07-HY Condition: PEAK_74 3m HF_ANT_00075962 HORIZONTAL : RBW:1000.000kHz VBW:3000.000kHz SWT:Auto Freq Level Limit Line Margin Read Level Ant Factor Cable Loss Preamp Factor Aux Factor APos TPos Remark MHz dBuV/m dBuV/m dB dBuV dB/m dB dB dB cm deg 1 2478.00 104.90 ------ ------ 98.02 32.70 8.83 34.65 0.00 150 75 Peak 2 2478.00 44.30 ------ ------ -- -- -- -- -- -- -- Average

Mode	60	
	Band Edge	
	2400-2483.5_Bluetooth BR_CS ASK_CH76_2478MHz	
ANT	5+9	
Pol.	Vertical	Fundamental
Peak	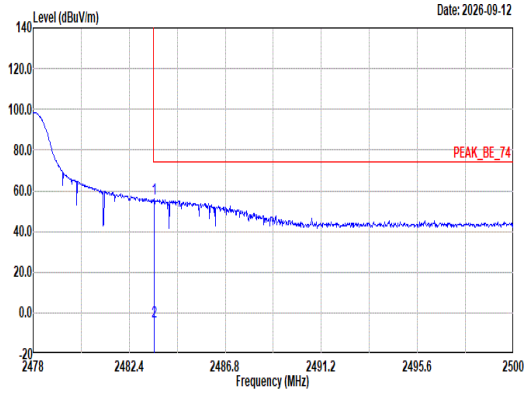 Site : 03CH07-HY Condition: PEAK_BE_74 3m HF_ANT_00075962 VERTICAL : RBW:1000.000kHz VBW:3000.000kHz SWT:Auto Freq Level Limit Line Margin Read Level Ant Factor Cable Loss Preamp Factor Aux Factor APos TPos Remark MHz dBuV/m dBuV/m dB dBuV dB/m dB dB dB cm deg 1 2483.54 56.23 74.00 -17.77 49.30 32.74 8.84 34.65 0.00 300 331 Peak 2 2483.54 -4.37 54.00 -58.37 -- -- -- -- -- -- -- AVERAGE	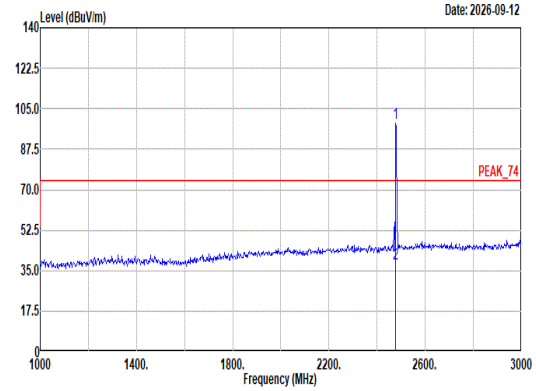 Site : 03CH07-HY Condition: PEAK_74 3m HF_ANT_00075962 VERTICAL : RBW:1000.000kHz VBW:3000.000kHz SWT:Auto Freq Level Limit Line Margin Read Level Ant Factor Cable Loss Preamp Factor Aux Factor APos TPos Remark MHz dBuV/m dBuV/m dB dBuV dB/m dB dB dB cm deg 1 2478.00 98.61 ------ ------ 91.73 32.70 8.83 34.65 0.00 300 331 Peak 2 2478.00 38.01 ------ ------ -- -- -- -- -- -- -- Average

Mode	60	
	Harmonic	
	2400-2483.5_Bluetooth BR_CS ASK_CH76_2478MHz	
ANT	5+9	
Pol.	Horizontal	Vertical
Peak Avg	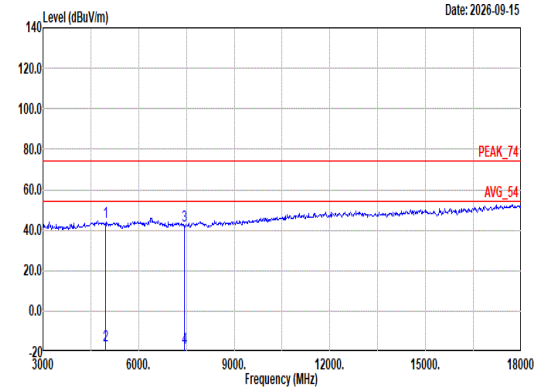 Site : 03CH07-HY Condition: PEAK_74 3m HF_ANT_00075962 HORIZONTAL Freq Level Limit Line Margin Read Level Ant Factor Cable Loss Preamp Factor Aux Factor APos TPos Remark MHz dBuV/m dBuV/m dB dBuV dB/m dB dB dB cm deg 1 4956.00 43.75 74.00 -30.25 53.74 34.52 12.50 57.89 0.88 -- -- Peak 2 4956.00 -16.85 54.00 -70.85 -- -- -- -- -- -- -- Average 3 7434.00 42.25 74.00 -31.75 48.37 36.00 15.02 58.06 0.92 -- -- Peak 4 7434.00 -18.35 54.00 -72.35 -- -- -- -- -- -- -- Average	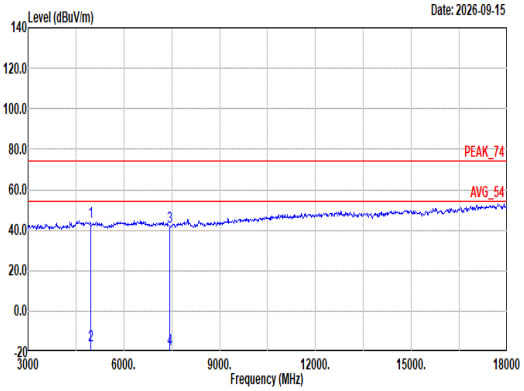 Site : 03CH07-HY Condition: PEAK_74 3m HF_ANT_00075962 VERTICAL Freq Level Limit Line Margin Read Level Ant Factor Cable Loss Preamp Factor Aux Factor APos TPos Remark MHz dBuV/m dBuV/m dB dBuV dB/m dB dB dB cm deg 1 4956.00 43.76 74.00 -30.24 53.75 34.52 12.50 57.89 0.88 -- -- Peak 2 4956.00 -16.84 54.00 -70.84 -- -- -- -- -- -- -- Average 3 7434.00 41.87 74.00 -32.13 47.99 36.00 15.02 58.06 0.92 -- -- Peak 4 7434.00 -18.73 54.00 -72.73 -- -- -- -- -- -- -- Average

Mode	60	
	Harmonic	
	2400-2483.5_Bluetooth BR_CS ASK_CH76_2478MHz	
ANT	5+9	
Pol.	Horizontal	Vertical
14.47G ~14.5G Avg	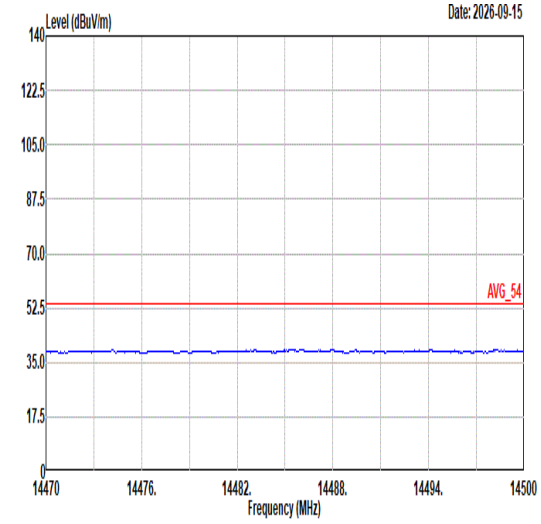 Site : 03CH07-HY Condition: AVG_54 3m HF_ANT_00075962 HORIZONTAL	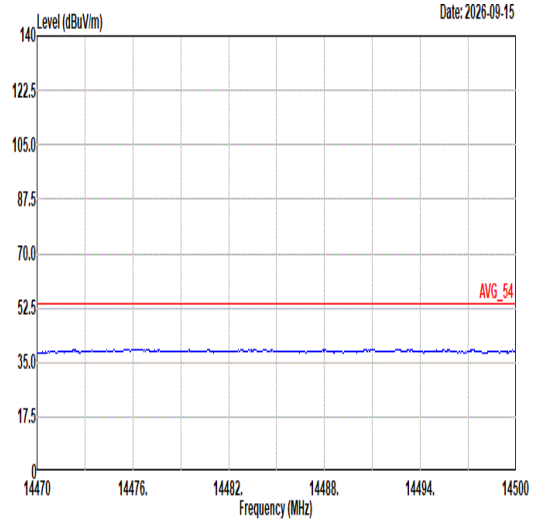 Site : 03CH07-HY Condition: AVG_54 3m HF_ANT_00075962 VERTICAL
17.7G ~18G Avg	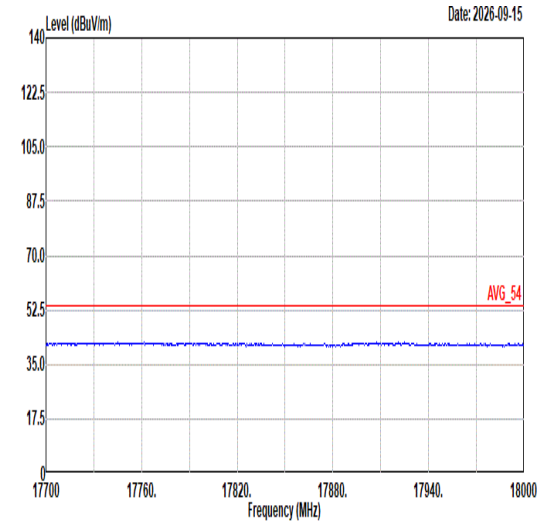 Site : 03CH07-HY Condition: AVG_54 3m HF_ANT_00075962 HORIZONTAL	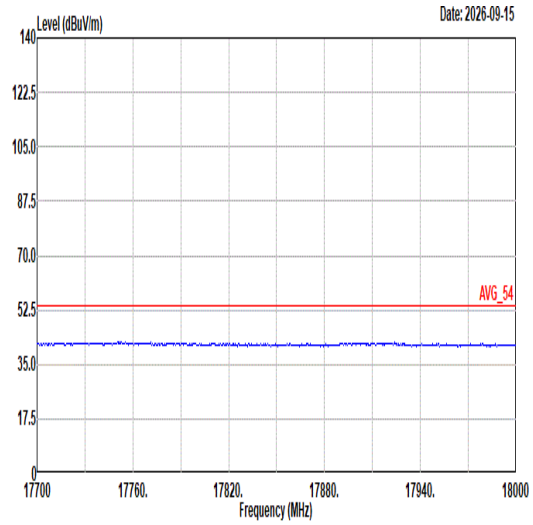 Site : 03CH07-HY Condition: AVG_54 3m HF_ANT_00075962 VERTICAL

Mode	61	
	LF	
	2400-2483.5_Bluetooth BR_CS ASK_CH76_2478MHz	
ANT	5	
Pol.	Horizontal	Vertical
Peak	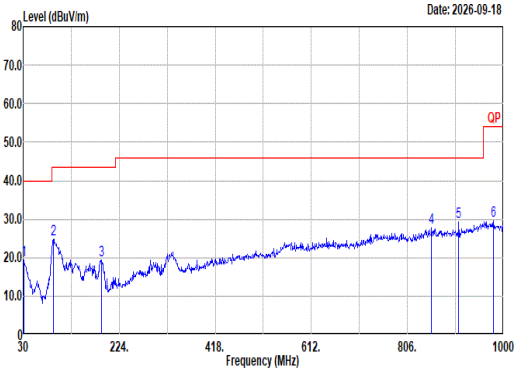 Site : 03CH07-HY Condition: QP 3m Bilog_35419 HORIZONTAL 1 30.97 19.36 40.00 -20.64 24.64 23.74 0.97 29.99 0.00 -- -- Peak 2 91.11 24.82 43.50 -18.68 38.40 14.67 1.69 29.94 0.00 -- -- Peak 3 188.11 19.23 43.50 -24.27 32.08 14.66 2.42 29.93 0.00 -- -- Peak 4 854.50 27.88 46.00 -18.12 22.86 29.09 5.14 29.21 0.00 -- -- Peak 5 909.79 29.17 46.00 -16.83 24.03 28.85 5.32 29.03 0.00 -- -- Peak 6 979.63 29.56 54.00 -24.44 21.97 30.61 5.55 28.57 0.00 -- -- Peak	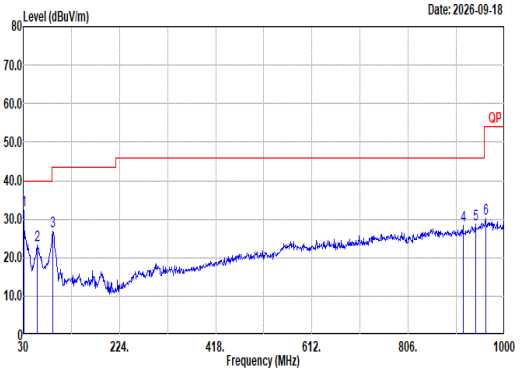 Site : 03CH07-HY Condition: QP 3m Bilog_35419 VERTICAL 1 30.97 32.23 40.00 -7.77 37.51 23.74 0.97 29.99 0.00 -- -- Peak 2 58.13 23.20 40.00 -16.80 40.26 11.59 1.33 29.98 0.00 -- -- Peak 3 89.17 27.01 43.50 -16.49 40.70 14.57 1.68 29.94 0.00 -- -- Peak 4 916.58 28.27 46.00 -17.73 22.88 29.04 5.34 28.99 0.00 -- -- Peak 5 941.80 28.68 46.00 -17.32 22.01 30.08 5.41 28.82 0.00 -- -- Peak 6 962.17 30.20 54.00 -23.80 22.51 30.89 5.48 28.68 0.00 -- -- Peak

Mode	62	
	SHF	
	2400-2483.5_Bluetooth BR_CS ASK_CH76_2478MHz	
ANT	5	
Pol.	Horizontal	Vertical
Peak	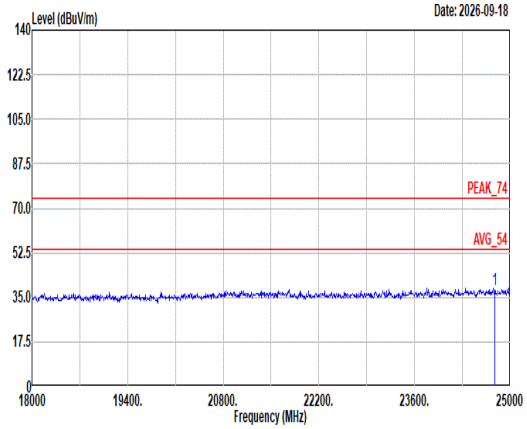 Site : 03CH07-HY Condition: PEAK_74 1m SHF-EHF_9170991 HORIZONTAL Freq Level Limit Line Margin Read Level Ant Factor Cable Loss Preamp Factor Aux Factor APos TPos Remark MHz dBuV/m dBuV/m dB dBuV dB/m dB dB dB cm deg 1 24770.58 37.80 74.00 -36.20 46.56 39.46 18.85 57.53 -9.54 -- -- PEAK	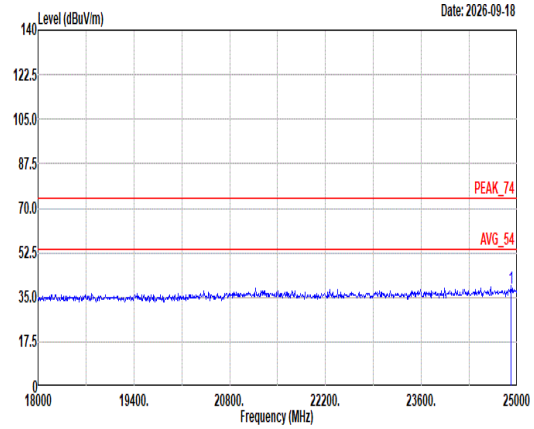 Site : 03CH07-HY Condition: PEAK_74 1m SHF-EHF_9170991 VERTICAL Freq Level Limit Line Margin Read Level Ant Factor Cable Loss Preamp Factor Aux Factor APos TPos Remark MHz dBuV/m dBuV/m dB dBuV dB/m dB dB dB cm deg 1 24914.84 38.57 74.00 -35.43 47.11 39.50 18.89 57.39 -9.54 -- -- PEAK

Appendix D. Duty Cycle Plots

<ANT5>

ASK on time (One Pulse) Plot on Channel 38	on time (Count Pulses) Plot on Channel 38
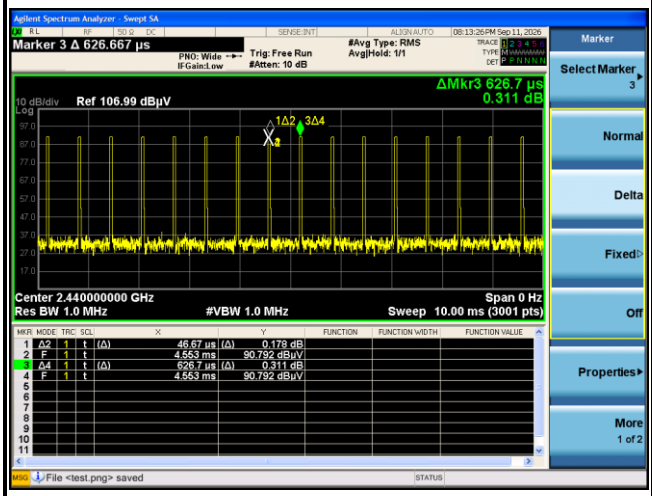	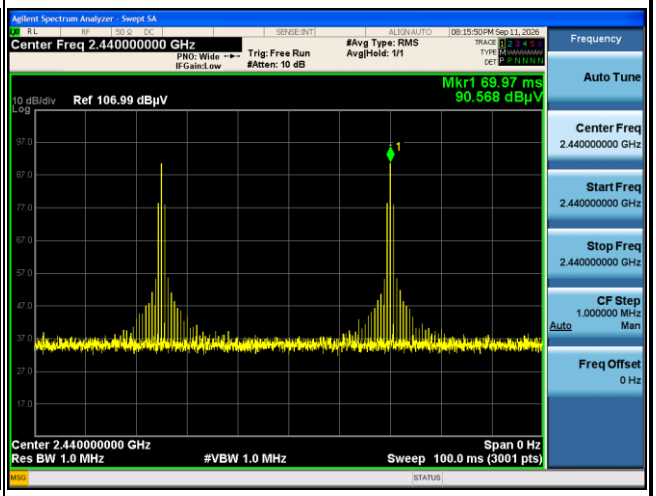

Note:

1. Worst case Duty cycle = on time/100 milliseconds = 2 * 0.04667 / 100 = 0.09334 %
2. Worst case Duty cycle correction factor = 20*log(Duty cycle) = -60.60 dB
3. ASK has the highest duty cycle worst case and is reported.

Duty Cycle Correction Factor Consideration for AFH mode:

Bluetooth normal hopping rate is 1600Hz and reduced to 800Hz in AFH mode; due to the reduced number of hopping frequencies, with the same packet configuration the dwell time in each channel frequency within 100msec period is longer in AFH mode than normal mode.

In AFH mode, the minimum hopping frequencies are 20, to get the longest dwell time DH5 packet is observed; the on time period to have DH5 packet completing one hopping sequence is

0.04667 ms x 20 channels = 0.9334 ms

There cannot be 2 complete hopping sequences within 100ms period, considering the random hopping behavior, maximum 2 hops can be possibly observed within the period. [100 ms / 0.9334 ms] = 2 hops

Thus, the maximum possible ON time:

0.04667 ms x 2 = 0.09334 ms

Worst case Duty Cycle Correction factor, which is derived from the maximum possible ON time,

20 x log(0.09334 ms/100 ms) = -60.60 dB

<ANT9>

ASK on time (One Pulse) Plot on Channel 38	on time (Count Pulses) Plot on Channel 38
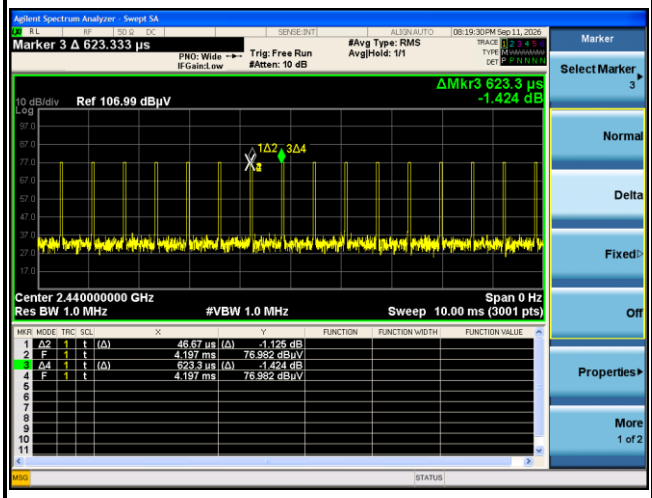	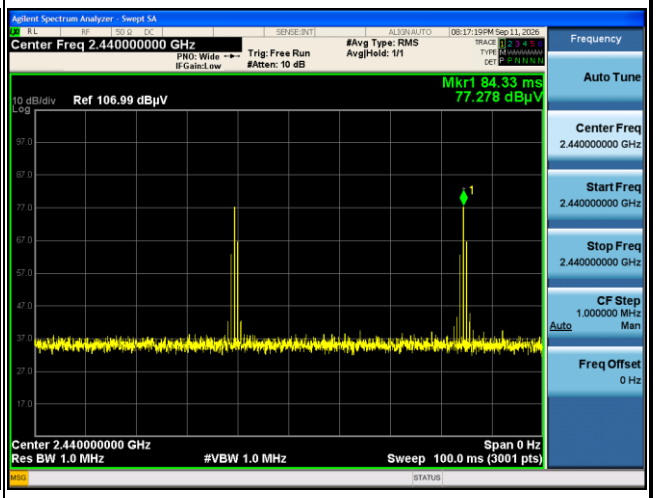

Note:

1. Worst case Duty cycle = on time/100 milliseconds =2 * 0.04667 / 100 = 0.09334 %
2. Worst case Duty cycle correction factor = 20*log(Duty cycle) = -60.60 dB
3. ASK has the highest duty cycle worst case and is reported.

Duty Cycle Correction Factor Consideration for AFH mode:

Bluetooth normal hopping rate is 1600Hz and reduced to 800Hz in AFH mode; due to the reduced number of hopping frequencies, with the same packet configuration the dwell time in each channel frequency within 100msec period is longer in AFH mode than normal mode.

In AFH mode, the minimum hopping frequencies are 20, to get the longest dwell time DH5 packet is observed; the on time period to have DH5 packet completing one hopping sequence is

0.04667 ms x 20 channels = 0.9334 ms

There cannot be 2 complete hopping sequences within 100ms period, considering the random hopping behavior, maximum 2 hops can be possibly observed within the period. [100 ms / 0.9334 ms] = 2 hops

Thus, the maximum possible ON time:

0.04667 ms x 2 = 0.09334 ms

Worst case Duty Cycle Correction factor, which is derived from the maximum possible ON time,

20 x log(0.09334 ms/100 ms) = -60.60 dB

<ANT5+9>

ASK on time (One Pulse) Plot on Channel 38	on time (Count Pulses) Plot on Channel 38
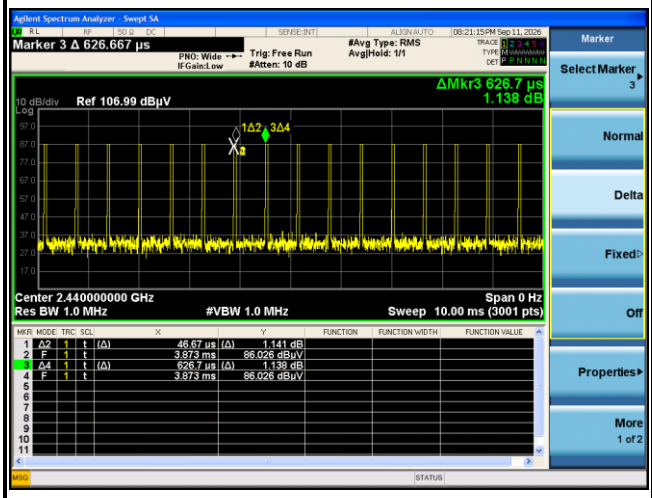	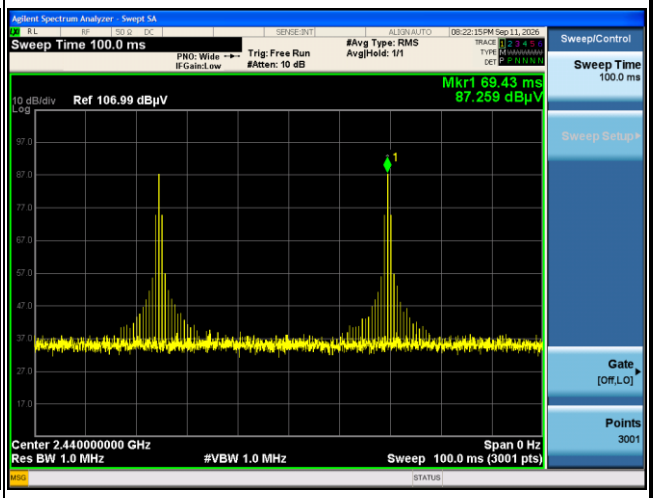

Note:

4. Worst case Duty cycle = on time/100 milliseconds =2 * 0.04667 / 100 = 0.09334 %
5. Worst case Duty cycle correction factor = 20*log(Duty cycle) = -60.60 dB
1. ASK has the highest duty cycle worst case and is reported.

Duty Cycle Correction Factor Consideration for AFH mode:

Bluetooth normal hopping rate is 1600Hz and reduced to 800Hz in AFH mode; due to the reduced number of hopping frequencies, with the same packet configuration the dwell time in each channel frequency within 100msec period is longer in AFH mode than normal mode.

In AFH mode, the minimum hopping frequencies are 20, to get the longest dwell time DH5 packet is observed; the on time period to have DH5 packet completing one hopping sequence is

0.04667 ms x 20 channels = 0.9334 ms

There cannot be 2 complete hopping sequences within 100ms period, considering the random hopping behavior, maximum 2 hops can be possibly observed within the period. [100 ms / 0.9334 ms] = 2 hops

Thus, the maximum possible ON time:

0.04667 ms x 2 = 0.09334 ms

Worst case Duty Cycle Correction factor, which is derived from the maximum possible ON time,

20 x log(0.09334 ms/100 ms) = -60.60 dB