Mode	23	
	Harmonic	
	U-NII-2C_5.47-5.725_802.11ax HE40_CH102_5510MHz	
ANT	6	
Pol.	Horizontal	Vertical
Peak Avg	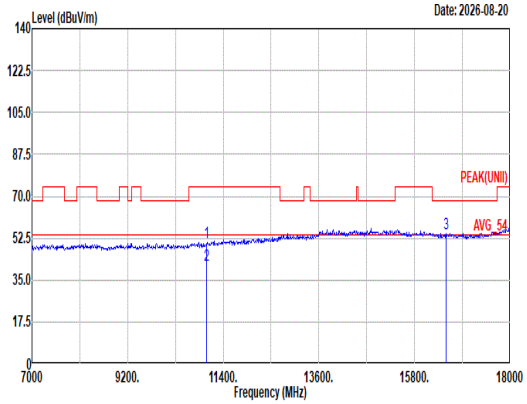 Site : 03CH22-HY Condition: PEAK(UNII) 3m DRH18-E_LE2C04A18EN_260520 HORIZONTAL Freq Level Limit Line Margin Read Level Ant Factor Cable Loss Preamp Factor Aux Factor APos TPos Remark MHz dBuV/m dBuV/m dB dBuV dB/m dB dB dB cm deg 1 11020.00 50.56 74.00 -23.44 33.48 38.10 17.44 39.79 1.33 -- -- Peak 2 11020.00 41.04 54.00 -12.96 23.96 38.10 17.44 39.79 1.33 -- -- Average 3 16530.00 54.38 68.20 -13.82 35.95 41.04 21.45 46.04 1.98 -- -- Peak	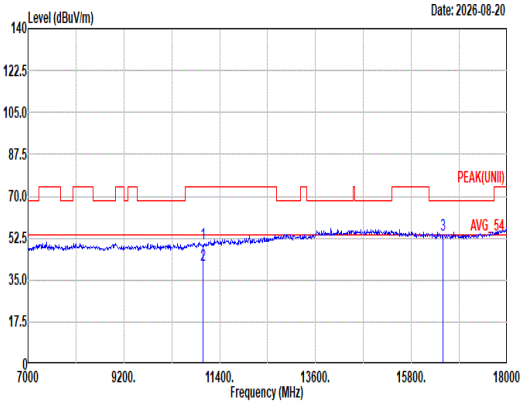 Site : 03CH22-HY Condition: PEAK(UNII) 3m DRH18-E_LE2C04A18EN_260520 VERTICAL Freq Level Limit Line Margin Read Level Ant Factor Cable Loss Preamp Factor Aux Factor APos TPos Remark MHz dBuV/m dBuV/m dB dBuV dB/m dB dB dB cm deg 1 11020.00 50.18 74.00 -23.82 33.10 38.10 17.44 39.79 1.33 -- -- Peak 2 11020.00 41.23 54.00 -12.77 24.15 38.10 17.44 39.79 1.33 -- -- Average 3 16530.00 54.10 68.20 -14.10 35.67 41.04 21.45 46.04 1.98 -- -- Peak

Mode	23	
	Harmonic	
	U-NII-2C_5.47-5.725_802.11ax HE40_CH102_5510MHz	
ANT	6	
Pol.	Horizontal	Vertical
10.6G ~18G Avg	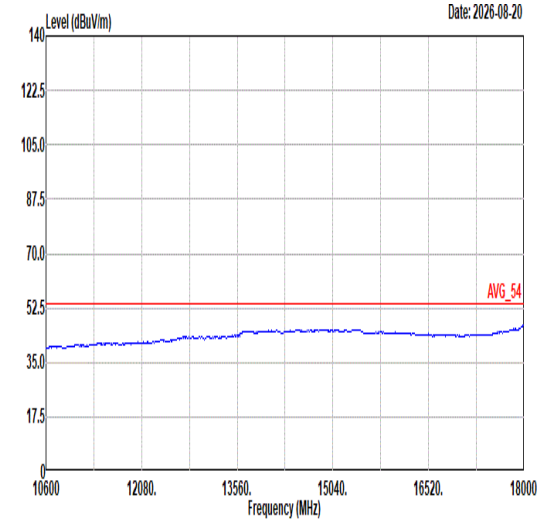 Site : 03CH22-HY Condition: AVG_54 3m DRH18-E_LE2C04A18EN_260520 HORIZONTAL	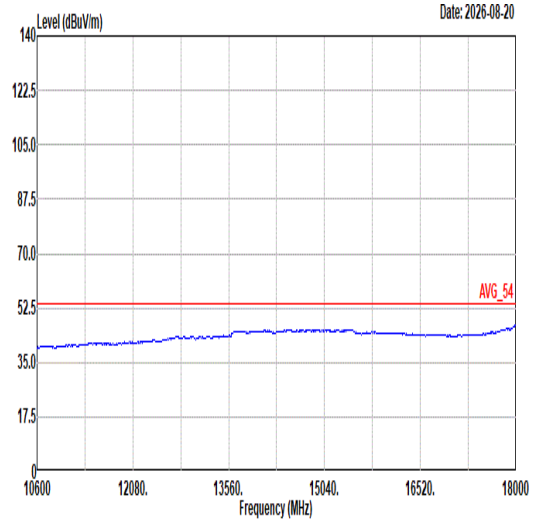 Site : 03CH22-HY Condition: AVG_54 3m DRH18-E_LE2C04A18EN_260520 VERTICAL

Mode	24	
	Harmonic	
	U-NII-2C_5.47-5.725_802.11ax HE40_CH110_5550MHz	
ANT	6	
Pol.	Horizontal	Vertical
Peak Avg	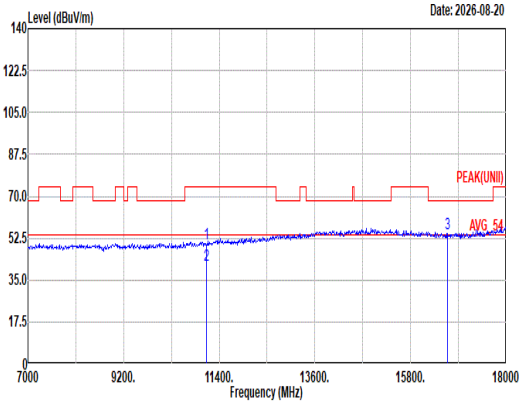 Site : 03CH22-HY Condition: PEAK(UNII) 3m DRH18-E_LE2C04A18EN_260520 HORIZONTAL Freq Level Limit Line Margin Read Level Ant Factor Cable Loss Preamp Factor Aux Factor APos TPos Remark MHz dBuV/m dBuV/m dB dBuV dB/m dB dB dB cm deg 1 11100.00 49.95 74.00 -24.05 32.67 38.30 17.50 39.86 1.34 -- -- Peak 2 11100.00 41.23 54.00 -12.77 23.95 38.30 17.50 39.86 1.34 -- -- Average 3 16650.00 54.23 68.20 -13.97 36.03 40.80 21.53 46.10 1.97 -- -- Peak	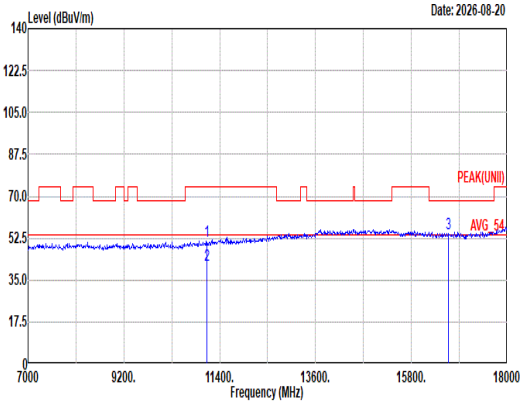 Site : 03CH22-HY Condition: PEAK(UNII) 3m DRH18-E_LE2C04A18EN_260520 VERTICAL Freq Level Limit Line Margin Read Level Ant Factor Cable Loss Preamp Factor Aux Factor APos TPos Remark MHz dBuV/m dBuV/m dB dBuV dB/m dB dB dB cm deg 1 11100.00 51.06 74.00 -22.94 33.78 38.30 17.50 39.86 1.34 -- -- Peak 2 11100.00 41.26 54.00 -12.74 23.98 38.30 17.50 39.86 1.34 -- -- Average 3 16650.00 54.63 68.20 -13.57 36.43 40.80 21.53 46.10 1.97 -- -- Peak

Mode	24	
	Harmonic	
	U-NII-2C_5.47-5.725_802.11ax HE40_CH110_5550MHz	
ANT	6	
Pol.	Horizontal	Vertical
10.6G ~18G Avg	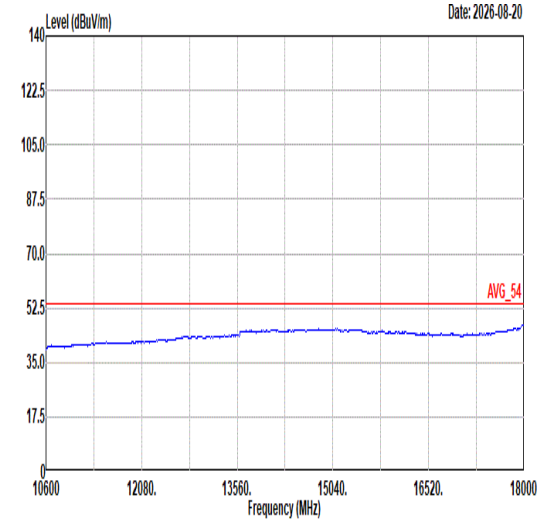 Site : 03CH22-HY Condition: AVG_54 3m DRH18-E_LE2C04A18EN_260520 HORIZONTAL	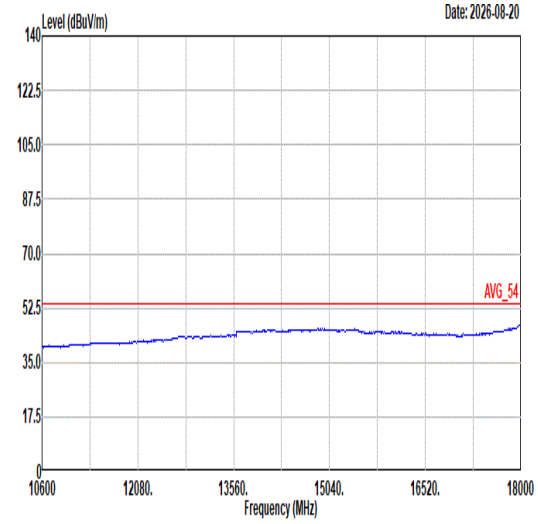 Site : 03CH22-HY Condition: AVG_54 3m DRH18-E_LE2C04A18EN_260520 VERTICAL

Mode	25	
	Band Edge - L	
	U-NII-2C_5.47-5.725_802.11ax HE40_CH134_5670MHz	
ANT	6	
Pol.	Horizontal	Fundamental
Peak	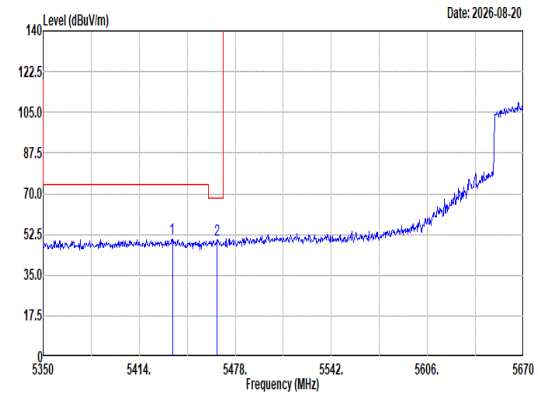 Site : 03CH22-HY Condition: PEAK_BE(UNII)_B3 3m DRH18-E_LE2C04A18EN_260520 HORIZONTAL : RBW:1000.000kHz VBW:3000.000kHz SWT:Auto Freq Level Limit Line Margin Read Level Ant Factor Cable Loss Preamp Factor Aux Factor APos TPos Remark MHz dBuV/m dBuV/m dB dBuV dB/m dB dB dB cm deg 1 5436.08 50.50 74.00 -23.50 38.92 32.70 12.31 34.31 0.88 324 62 Peak 2 5465.84 50.05 68.20 -18.15 38.50 32.70 12.33 34.36 0.88 324 62 Peak	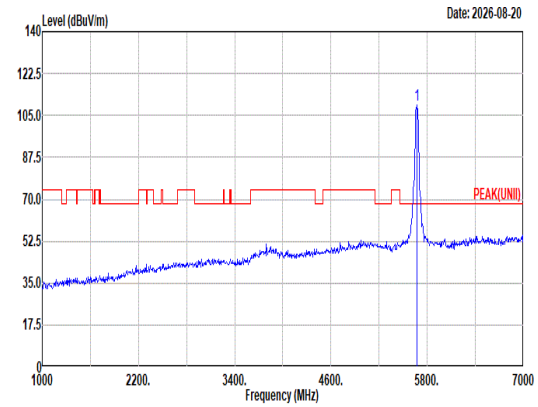 Site : 03CH22-HY Condition: PEAK(UNII) 3m DRH18-E_LE2C04A18EN_260520 HORIZONTAL : RBW:1000.000kHz VBW:3000.000kHz SWT:Auto Freq Level Limit Line Margin Read Level Ant Factor Cable Loss Preamp Factor Aux Factor APos TPos Remark MHz dBuV/m dBuV/m dB dBuV dB/m dB dB dB cm deg 1 5670.00 109.13 ------ ------ 96.69 33.59 12.45 34.58 0.98 100 62 Peak
Avg	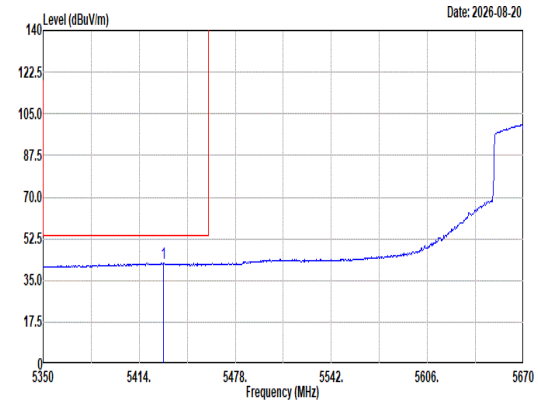 Site : 03CH22-HY Condition: AVG_BE(UNII)_B3 3m DRH18-E_LE2C04A18EN_260520 HORIZONTAL : RBW:1000.000kHz VBW:2.000kHz SWT:Auto Freq Level Limit Line Margin Read Level Ant Factor Cable Loss Preamp Factor Aux Factor APos TPos Remark MHz dBuV/m dBuV/m dB dBuV dB/m dB dB dB cm deg 1 5430.32 42.19 54.00 -11.81 30.61 32.70 12.30 34.30 0.88 324 62 Average	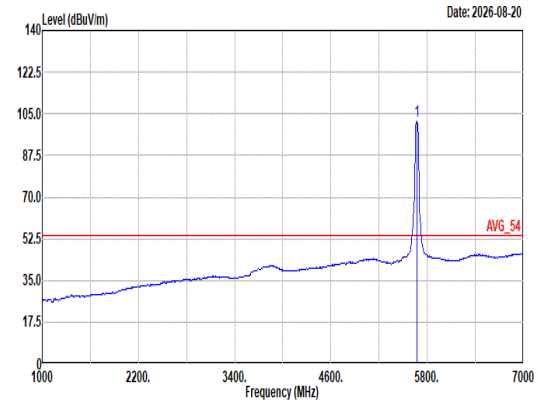 Site : 03CH22-HY Condition: AVG_54 3m DRH18-E_LE2C04A18EN_260520 HORIZONTAL : RBW:1000.000kHz VBW:2.000kHz SWT:Auto Freq Level Limit Line Margin Read Level Ant Factor Cable Loss Preamp Factor Aux Factor APos TPos Remark MHz dBuV/m dBuV/m dB dBuV dB/m dB dB dB cm deg 1 5670.00 102.04 ------ ------ 89.60 33.59 12.45 34.58 0.98 100 62 Average

Mode	25	
	Band Edge - R	
	U-NII-2C_5.47-5.725_802.11ax HE40_CH134_5670MHz	
ANT	6	
Pol.	Horizontal	Fundamental
Peak	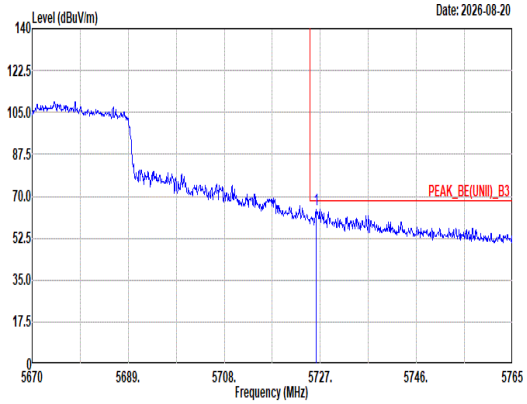 Site : 03CH22-HY Condition: PEAK_BE(UNII)_B3 3m DRH18-E_LE2C04A18EN_260520 HORIZONTAL : RBW:1000.000kHz VBW:3000.000kHz SWT:Auto Freq Level Limit Line Margin Read Level Ant Factor Cable Loss Preamp Factor Aux Factor APos TPos Remark MHz dBuV/m dBuV/m dB dBuV dB/m dB dB dB cm deg 1 5726.24 64.64 68.20 -3.56 51.86 33.85 12.48 34.62 1.07 100 62 Peak	Blank

Mode	25	
	Band Edge - L	
	U-NII-2C_5.47-5.725_802.11ax HE40_CH134_5670MHz	
ANT	6	
Pol.	Vertical	Fundamental
Peak	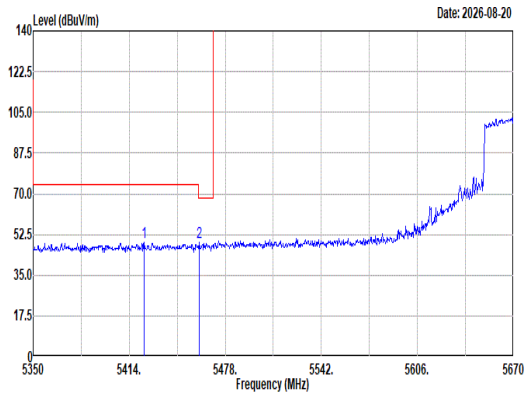 Site : 03CH22-HY Condition: PEAK_BE(UNII)_B3 3m DRH18-E_LE2C04A18EN_260520 VERTICAL : RBW:1000.000kHz VBW:3000.000kHz SWT:Auto Freq Level Limit Line Margin Read Level Ant Factor Cable Loss Preamp Factor Aux Factor APos TPos Remark MHz dBuV/m dBuV/m dB dBuV dB/m dB dB dB cm deg 1 5423.92 48.96 74.00 -25.04 37.36 32.70 12.30 34.29 0.89 325 249 Peak 2 5460.40 48.92 68.20 -19.28 37.37 32.70 12.32 34.35 0.88 325 249 Peak	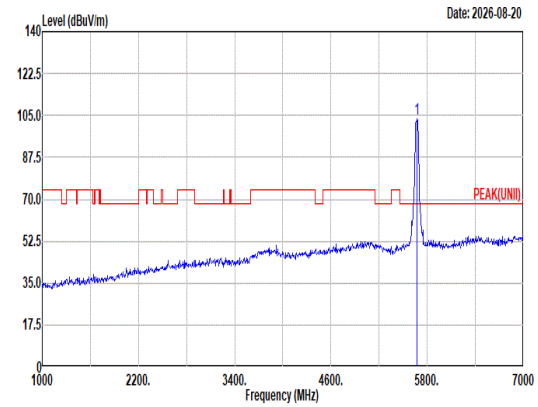 Site : 03CH22-HY Condition: PEAK(UNII) 3m DRH18-E_LE2C04A18EN_260520 VERTICAL : RBW:1000.000kHz VBW:3000.000kHz SWT:Auto Freq Level Limit Line Margin Read Level Ant Factor Cable Loss Preamp Factor Aux Factor APos TPos Remark MHz dBuV/m dBuV/m dB dBuV dB/m dB dB dB cm deg 1 5670.00 103.74 ------ ------ 91.30 33.59 12.45 34.58 0.98 325 249 Peak
Avg	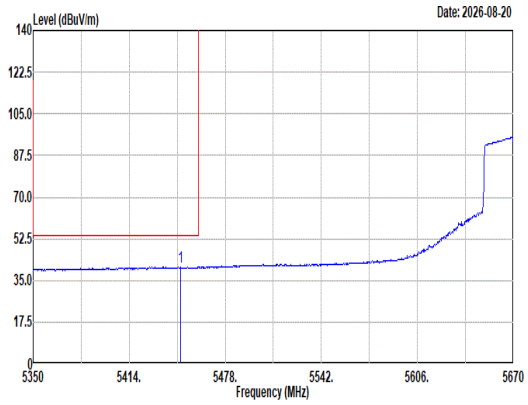 Site : 03CH22-HY Condition: AVG_BE(UNII)_B3 3m DRH18-E_LE2C04A18EN_260520 VERTICAL : RBW:1000.000kHz VBW:2.000kHz SWT:Auto Freq Level Limit Line Margin Read Level Ant Factor Cable Loss Preamp Factor Aux Factor APos TPos Remark MHz dBuV/m dBuV/m dB dBuV dB/m dB dB dB cm deg 1 5448.24 40.66 54.00 -13.34 29.10 32.70 12.31 34.33 0.88 325 249 Average	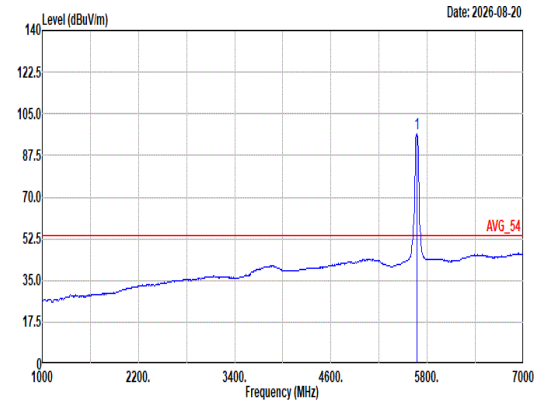 Site : 03CH22-HY Condition: AVG_54 3m DRH18-E_LE2C04A18EN_260520 VERTICAL : RBW:1000.000kHz VBW:2.000kHz SWT:Auto Freq Level Limit Line Margin Read Level Ant Factor Cable Loss Preamp Factor Aux Factor APos TPos Remark MHz dBuV/m dBuV/m dB dBuV dB/m dB dB dB cm deg 1 5670.00 96.49 ------ ------ 84.05 33.59 12.45 34.58 0.98 325 249 Average

Mode	25	
	Band Edge - R	
	U-NII-2C_5.47-5.725_802.11ax HE40_CH134_5670MHz	
ANT	6	
Pol.	Vertical	Fundamental
Peak	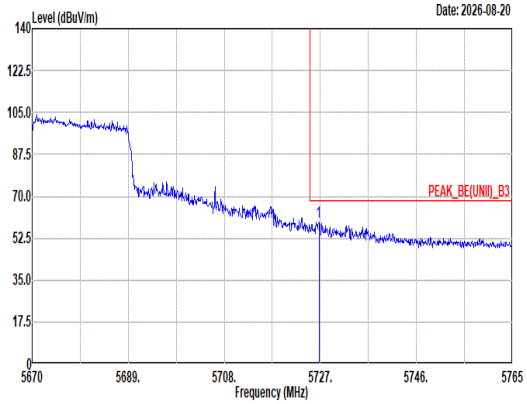 Site : 03CH22-HY Condition: PEAK_BE(UNII)_B3 3m DRH18-E_LE2C04A18EN_260520 VERTICAL : RBW:1000.000kHz VBW:3000.000kHz SWT:Auto Freq Level Limit Line Margin Read Level Ant Factor Cable Loss Preamp Factor Aux Factor APos TPos Remark MHz dBuV/m dBuV/m dB dBuV dB/m dB dB dB cm deg 1 5726.72 59.38 68.20 -8.82 46.60 33.85 12.48 34.62 1.07 325 249 Peak	Blank

Mode	25	
	Harmonic	
	U-NII-2C_5.47-5.725_802.11ax HE40_CH134_5670MHz	
ANT	6	
Pol.	Horizontal	Vertical
Peak Avg	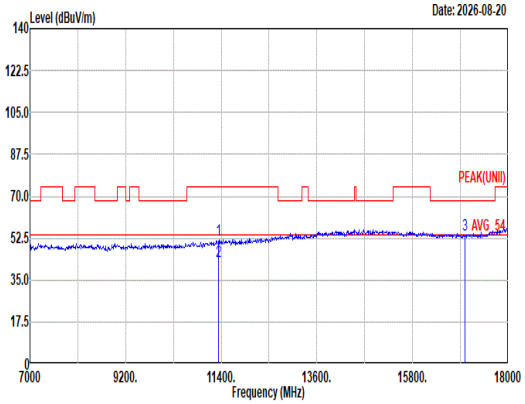 Site : 03CH22-HY Condition: PEAK(UNII) 3m DRH18-E_LE2C04A18EN_260520 HORIZONTAL Freq Level Limit Line Margin Read Level Ant Factor Cable Loss Preamp Factor Aux Factor APos TPos Remark MHz dBuV/m dBuV/m dB dBuV dB/m dB dB dB cm deg 1 11340.00 51.82 74.00 -22.18 34.07 38.78 17.69 40.08 1.36 -- -- Peak 2 11340.00 42.77 54.00 -11.23 25.02 38.78 17.69 40.08 1.36 -- -- Average 3 17010.00 53.90 68.20 -14.30 35.99 40.48 21.77 46.28 1.94 -- -- Peak	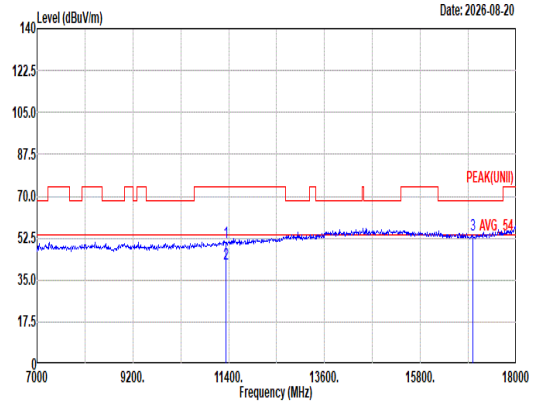 Site : 03CH22-HY Condition: PEAK(UNII) 3m DRH18-E_LE2C04A18EN_260520 VERTICAL Freq Level Limit Line Margin Read Level Ant Factor Cable Loss Preamp Factor Aux Factor APos TPos Remark MHz dBuV/m dBuV/m dB dBuV dB/m dB dB dB cm deg 1 11340.00 50.80 74.00 -23.20 33.05 38.78 17.69 40.08 1.36 -- -- Peak 2 11340.00 41.73 54.00 -12.27 23.98 38.78 17.69 40.08 1.36 -- -- Average 3 17010.00 53.62 68.20 -14.58 35.71 40.48 21.77 46.28 1.94 -- -- Peak

Mode	25	
	Harmonic	
	U-NII-2C_5.47-5.725_802.11ax HE40_CH134_5670MHz	
ANT	6	
Pol.	Horizontal	Vertical
10.6G ~18G Avg	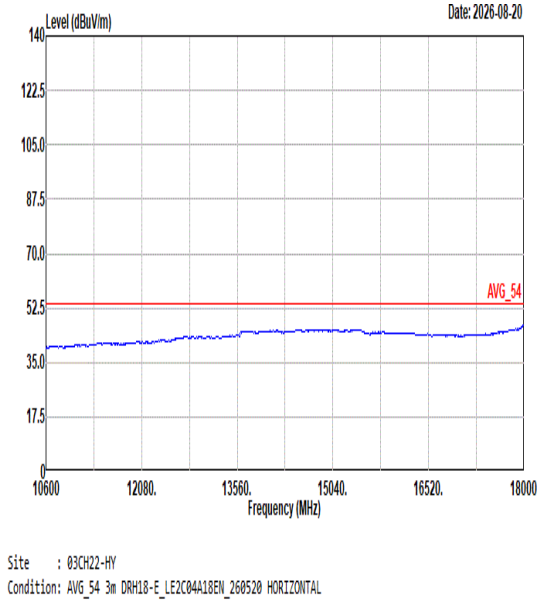	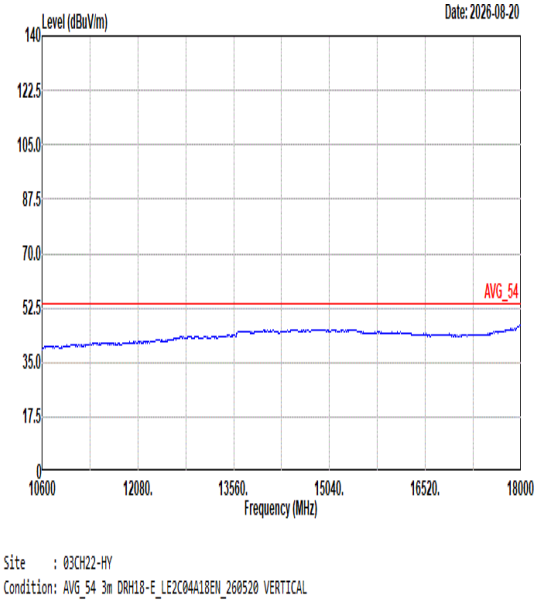

Mode	26	
	Band Edge - L	
	U-NII-1_5.15-5.25_802.11ax HE80_CH42_5210MHz	
ANT	6	
Pol.	Horizontal	Fundamental
Peak	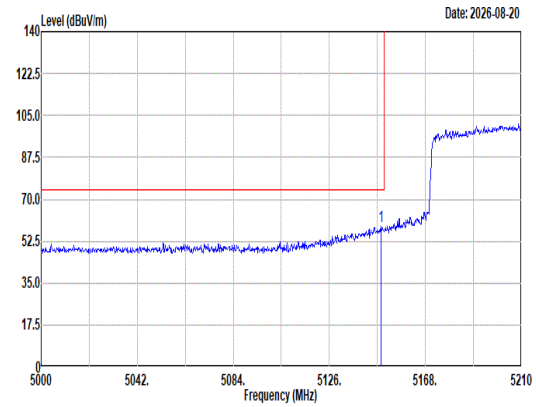 Site : 03CH22-HY Condition: PEAK_BE_74 3m DRH18-E_LE2C04A18EN_260520 HORIZONTAL : RBW:1000.000kHz VBW:3000.000kHz SWT:Auto Freq Level Limit Line Margin Read Level Ant Factor Cable Loss Preamp Factor Aux Factor APos TPos Remark MHz dBuV/m dBuV/m dB dBuV dB/m dB dB dB cm deg 1 5148.47 58.41 74.00 -15.59 46.54 32.70 11.98 33.80 0.99 100 78 Peak	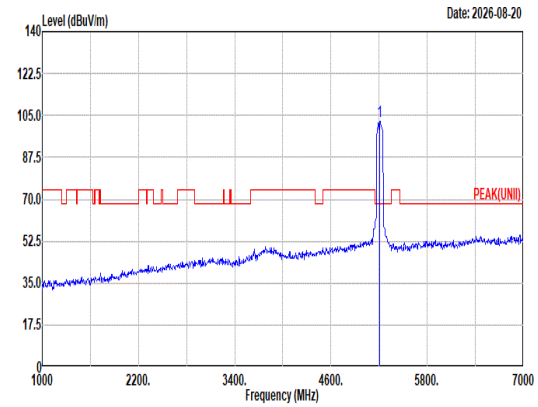 Site : 03CH22-HY Condition: PEAK(UNII) 3m DRH18-E_LE2C04A18EN_260520 HORIZONTAL : RBW:1000.000kHz VBW:3000.000kHz SWT:Auto Freq Level Limit Line Margin Read Level Ant Factor Cable Loss Preamp Factor Aux Factor APos TPos Remark MHz dBuV/m dBuV/m dB dBuV dB/m dB dB dB cm deg 1 5210.00 102.69 ------ ------ 90.80 32.78 12.08 33.90 0.93 100 78 Peak
Avg	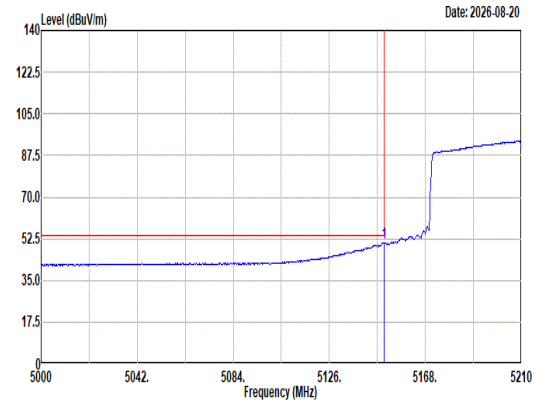 Site : 03CH22-HY Condition: AVG_BE_54 3m DRH18-E_LE2C04A18EN_260520 HORIZONTAL : RBW:1000.000kHz VBW:0.910kHz SWT:Auto Freq Level Limit Line Margin Read Level Ant Factor Cable Loss Preamp Factor Aux Factor APos TPos Remark MHz dBuV/m dBuV/m dB dBuV dB/m dB dB dB cm deg 1 5149.94 50.75 54.00 -3.25 38.87 32.70 11.99 33.80 0.99 100 78 Average	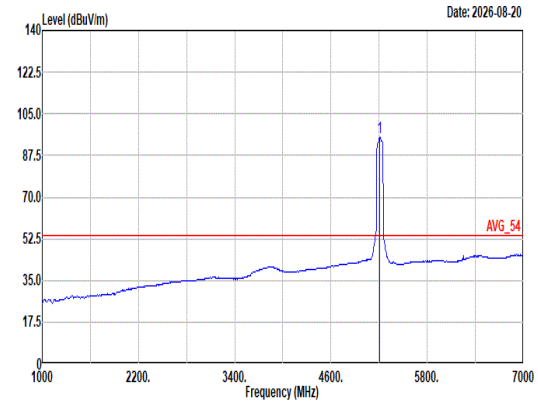 Site : 03CH22-HY Condition: AVG_54 3m DRH18-E_LE2C04A18EN_260520 HORIZONTAL : RBW:1000.000kHz VBW:0.910kHz SWT:Auto Freq Level Limit Line Margin Read Level Ant Factor Cable Loss Preamp Factor Aux Factor APos TPos Remark MHz dBuV/m dBuV/m dB dBuV dB/m dB dB dB cm deg 1 5210.00 94.91 ------ ------ 83.02 32.78 12.08 33.90 0.93 100 78 Average

Mode	26	
	Band Edge - R	
	U-NII-1_5.15-5.25_802.11ax HE80_CH42_5210MHz	
ANT	6	
Pol.	Horizontal	Fundamental
Peak	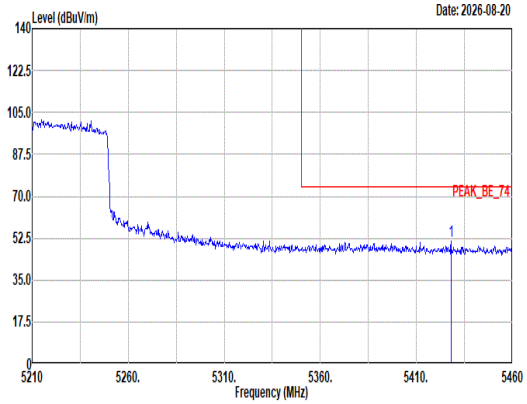 Site : 03CH22-HY Condition: PEAK_BE_74 3m DRH18-E_LE2C04A18EN_260520 HORIZONTAL : RBW:1000.000kHz VBW:3000.000kHz SWT:Auto Freq Level Limit Line Margin Read Level Ant Factor Cable Loss Preamp Factor Aux Factor APos TPos Remark MHz dBuV/m dBuV/m dB dBuV dB/m dB dB dB cm deg 1 5428.00 51.22 74.00 -22.78 39.63 32.70 12.30 34.29 0.88 100 78 Peak	Blank
Avg	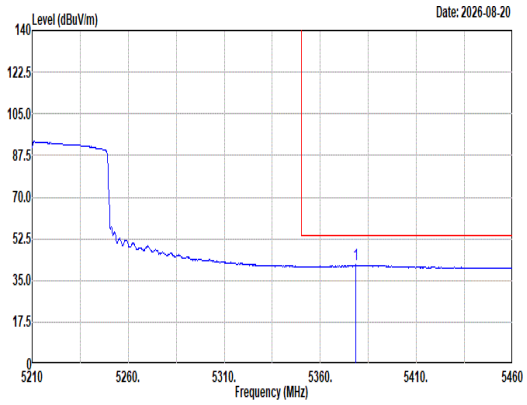 Site : 03CH22-HY Condition: AVG_BE_54 3m DRH18-E_LE2C04A18EN_260520 HORIZONTAL : RBW:1000.000kHz VBW:0.910kHz SWT:Auto Freq Level Limit Line Margin Read Level Ant Factor Cable Loss Preamp Factor Aux Factor APos TPos Remark MHz dBuV/m dBuV/m dB dBuV dB/m dB dB dB cm deg 1 5378.50 41.49 54.00 -12.51 29.98 32.57 12.26 34.21 0.89 100 78 Average	Blank

Mode	26	
	Band Edge - L	
	U-NII-1_5.15-5.25_802.11ax HE80_CH42_5210MHz	
ANT	6	
Pol.	Vertical	Fundamental
Peak	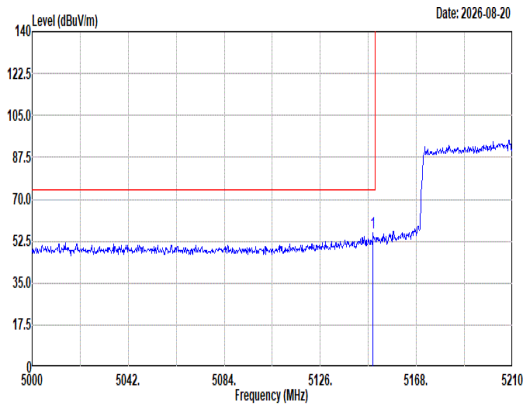 Site : 03CH22-HY Condition: PEAK_BE_74 3m DRH18-E_LE2C04A18EN_260520 VERTICAL : RBW:1000.000kHz VBW:3000.000kHz SWT:Auto 1 5149.10 55.82 74.00 -18.18 43.94 32.70 11.99 33.80 0.99 388 204 Peak	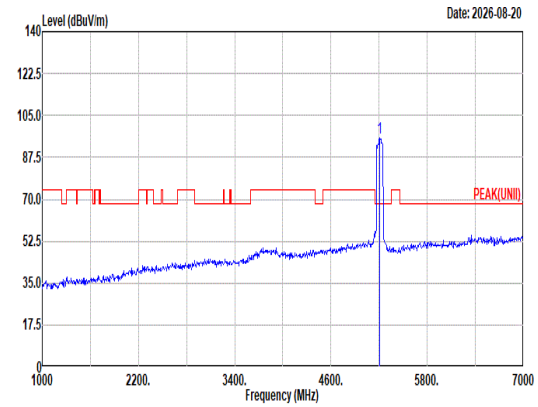 Site : 03CH22-HY Condition: PEAK(UNII) 3m DRH18-E_LE2C04A18EN_260520 VERTICAL : RBW:1000.000kHz VBW:3000.000kHz SWT:Auto 1 5210.00 95.43 ------ ------ 83.54 32.78 12.08 33.90 0.93 388 204 Peak
Avg	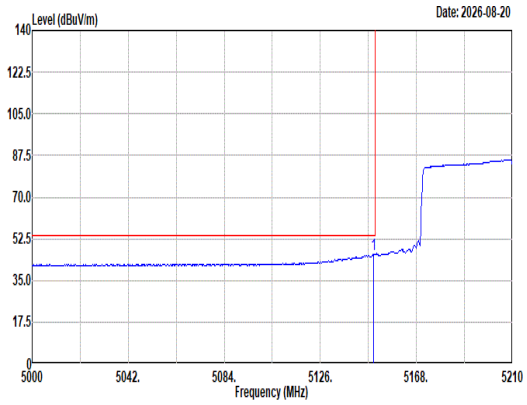 Site : 03CH22-HY Condition: AVG_BE_54 3m DRH18-E_LE2C04A18EN_260520 VERTICAL : RBW:1000.000kHz VBW:0.910kHz SWT:Auto 1 5149.31 45.95 54.00 -8.05 34.07 32.70 11.99 33.80 0.99 388 204 Average	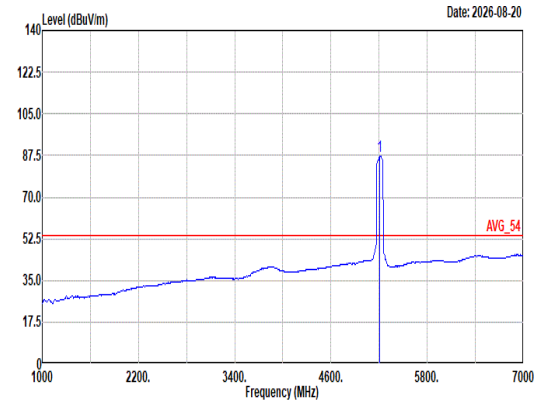 Site : 03CH22-HY Condition: AVG_54 3m DRH18-E_LE2C04A18EN_260520 VERTICAL : RBW:1000.000kHz VBW:0.910kHz SWT:Auto 1 5210.00 87.42 ------ ------ 75.57 32.75 12.08 33.91 0.93 388 204 Average

Mode	26	
	Band Edge - R	
	U-NII-1_5.15-5.25_802.11ax HE80_CH42_5210MHz	
ANT	6	
Pol.	Vertical	Fundamental
Peak	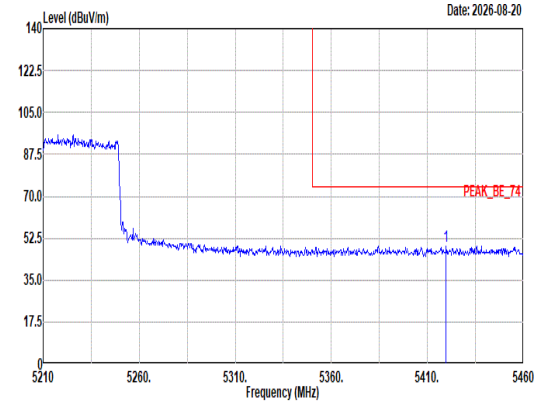 Site : 03CH22-HY Condition: PEAK_BE_74 3m DRH18-E_LE2C04A18EN_260520 VERTICAL : RBW:1000.000kHz VBW:3000.000kHz SWT:Auto Limit Read Ant Cable Preamp Aux APos TPos Freq Level Line Margin Level Factor Loss Factor Factor Remark MHz dBuV/m dBuV/m dB dBuV dB/m dB dB dB cm deg 1 5419.75 49.09 74.00 -24.91 37.49 32.70 12.29 34.28 0.89 388 204 Peak	Blank
Avg	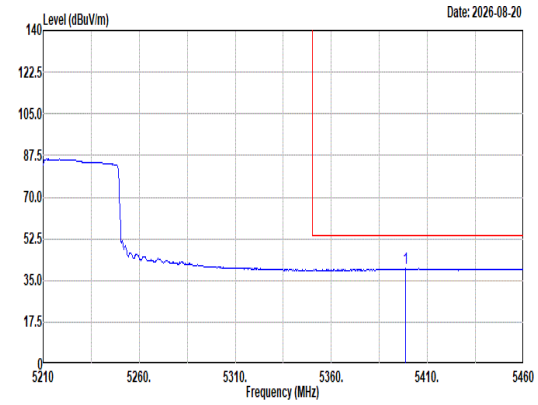 Site : 03CH22-HY Condition: AVG_BE_54 3m DRH18-E_LE2C04A18EN_260520 VERTICAL : RBW:1000.000kHz VBW:0.910kHz SWT:Auto Limit Read Ant Cable Preamp Aux APos TPos Freq Level Line Margin Level Factor Loss Factor Factor Remark MHz dBuV/m dBuV/m dB dBuV dB/m dB dB dB cm deg 1 5398.50 39.90 54.00 -14.10 28.28 32.69 12.28 34.24 0.89 388 204 Average	Blank

Mode	26	
	Harmonic	
	U-NII-1_5.15-5.25_802.11ax HE80_CH42_5210MHz	
ANT	6	
Pol.	Horizontal	Vertical
Peak Avg	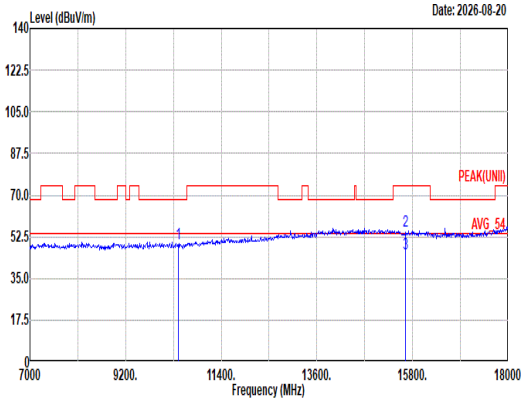 Site : 03CH22-HY Condition: PEAK(UNII) 3m DRH18-E_LE2C04A18EN_260520 HORIZONTAL Freq Level Limit Line Margin Read Level Ant Factor Cable Loss Preamp Factor Aux Factor APos TPos Remark MHz dBuV/m dBuV/m dB dBuV dB/m dB dB dB cm deg 1 10420.00 49.54 68.20 -18.66 33.21 37.54 16.87 39.36 1.28 -- -- Peak 2 15630.00 54.75 74.00 -19.25 35.06 41.72 20.81 44.75 1.91 -- -- Peak 3 15630.00 45.53 54.00 -8.47 25.84 41.72 20.81 44.75 1.91 -- -- Average	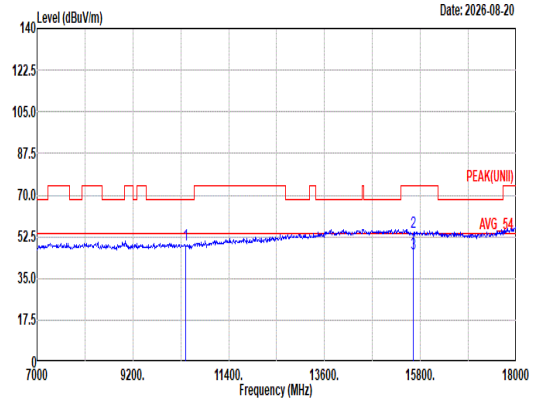 Site : 03CH22-HY Condition: PEAK(UNII) 3m DRH18-E_LE2C04A18EN_260520 VERTICAL Freq Level Limit Line Margin Read Level Ant Factor Cable Loss Preamp Factor Aux Factor APos TPos Remark MHz dBuV/m dBuV/m dB dBuV dB/m dB dB dB cm deg 1 10420.00 49.17 68.20 -19.03 32.84 37.54 16.87 39.36 1.28 -- -- Peak 2 15630.00 54.64 74.00 -19.36 34.95 41.72 20.81 44.75 1.91 -- -- Peak 3 15630.00 45.53 54.00 -8.47 25.84 41.72 20.81 44.75 1.91 -- -- Average

Mode	26	
	Harmonic	
	U-NII-1_5.15-5.25_802.11ax HE80_CH42_5210MHz	
ANT	6	
Pol.	Horizontal	Vertical
10.6G ~18G Avg	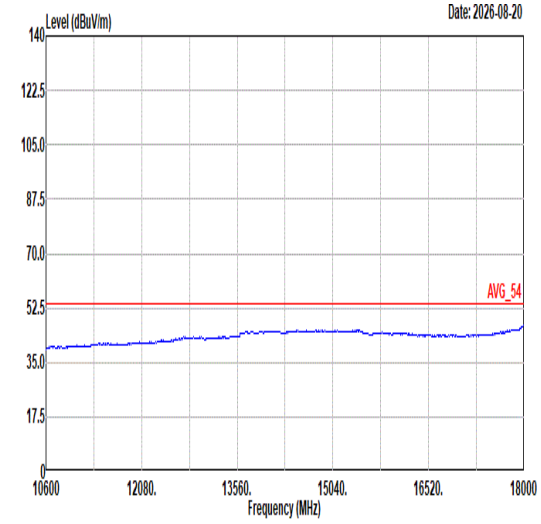 Site : 03CH22-HY Condition: AVG_54 3m DRH18-E_LE2C04A18EN_260520 HORIZONTAL	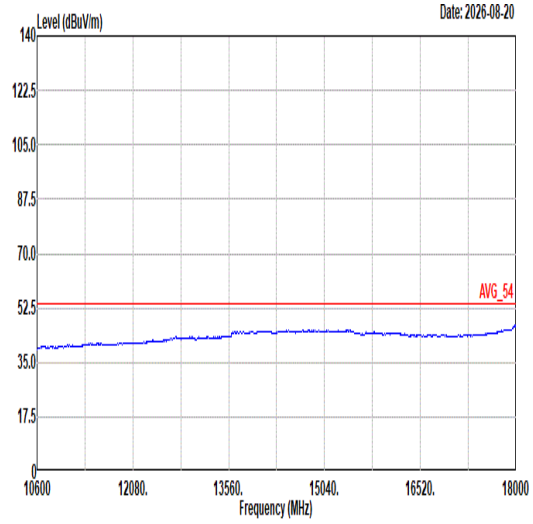 Site : 03CH22-HY Condition: AVG_54 3m DRH18-E_LE2C04A18EN_260520 VERTICAL

Mode	27	
	Band Edge - L	
	U-NII-2A_5.25-5.35_802.11ax HE80_CH58_5290MHz	
ANT	6	
Pol.	Horizontal	Fundamental
Peak	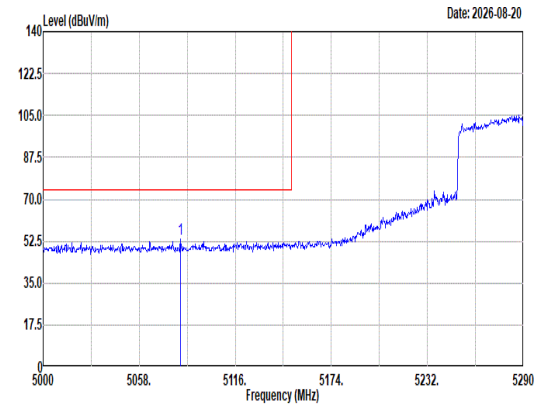 Site : 03CH22-HY Condition: PEAK_BE_74 3m DRH18-E_LE2C04A18EN_260520 HORIZONTAL : RBW:1000.000kHz VBW:3000.000kHz SWT:Auto Freq Level Limit Line Margin Read Level Ant Factor Cable Loss Preamp Factor Aux Factor APos TPos Remark MHz dBuV/m dBuV/m dB dBuV dB/m dB dB dB cm deg 1 5082.94 53.12 74.00 -20.88 41.17 32.70 11.88 33.69 1.06 101 73 Peak	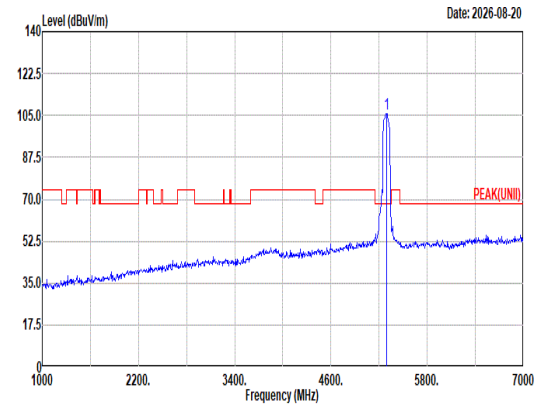 Site : 03CH22-HY Condition: PEAK(UNII) 3m DRH18-E_LE2C04A18EN_260520 HORIZONTAL : RBW:1000.000kHz VBW:3000.000kHz SWT:Auto Freq Level Limit Line Margin Read Level Ant Factor Cable Loss Preamp Factor Aux Factor APos TPos Remark MHz dBuV/m dBuV/m dB dBuV dB/m dB dB dB cm deg 1 5290.00 105.89 ------ ------ 94.28 32.59 12.18 34.07 0.91 101 73 Peak
Avg	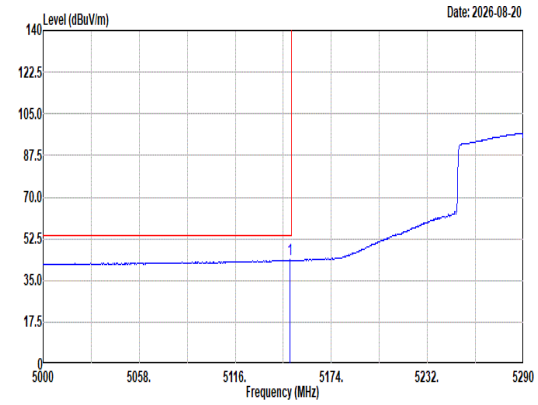 Site : 03CH22-HY Condition: AVG_BE_54 3m DRH18-E_LE2C04A18EN_260520 HORIZONTAL : RBW:1000.000kHz VBW:0.910kHz SWT:Auto Freq Level Limit Line Margin Read Level Ant Factor Cable Loss Preamp Factor Aux Factor APos TPos Remark MHz dBuV/m dBuV/m dB dBuV dB/m dB dB dB cm deg 1 5148.77 43.59 54.00 -10.41 31.71 32.70 11.99 33.80 0.99 101 73 Average	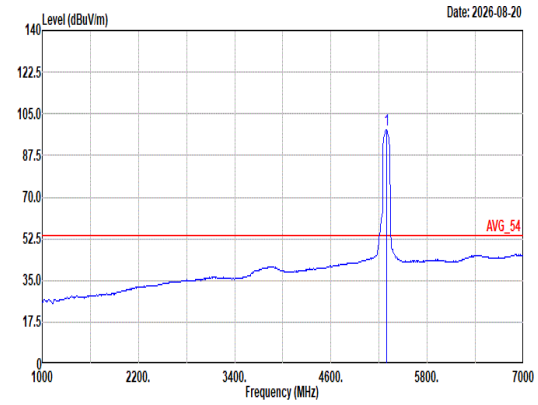 Site : 03CH22-HY Condition: AVG_54 3m DRH18-E_LE2C04A18EN_260520 HORIZONTAL : RBW:1000.000kHz VBW:0.910kHz SWT:Auto Freq Level Limit Line Margin Read Level Ant Factor Cable Loss Preamp Factor Aux Factor APos TPos Remark MHz dBuV/m dBuV/m dB dBuV dB/m dB dB dB cm deg 1 5290.00 98.23 ------ ------ 86.61 32.60 12.16 34.05 0.91 101 73 Average

Mode	27	
	Band Edge - R	
	U-NII-2A_5.25-5.35_802.11ax HE80_CH58_5290MHz	
ANT	6	
Pol.	Horizontal	Fundamental
Peak	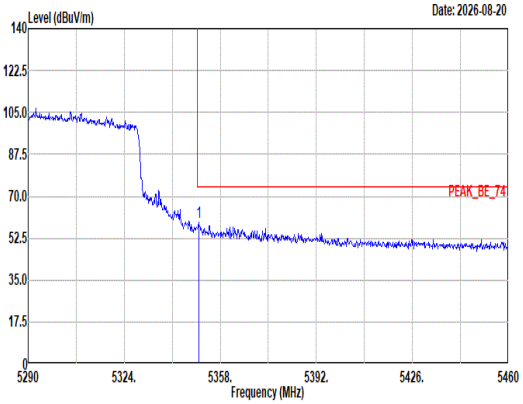 Site : 03CH22-HY Condition: PEAK_BE_74 3m DRH18-E_LE2C04A18EN_260520 HORIZONTAL : RBW:1000.000kHz VBW:3000.000kHz SWT:Auto Limit Read Ant Cable Preamp Aux APos TPos Freq Level Line Margin Level Factor Loss Factor Factor Remark MHz dBuV/m dBuV/m dB dBuV dB/m dB dB dB cm deg 1 5350.35 59.21 74.00 -14.79 47.84 32.40 12.23 34.16 0.90 101 73 Peak	Blank
Avg	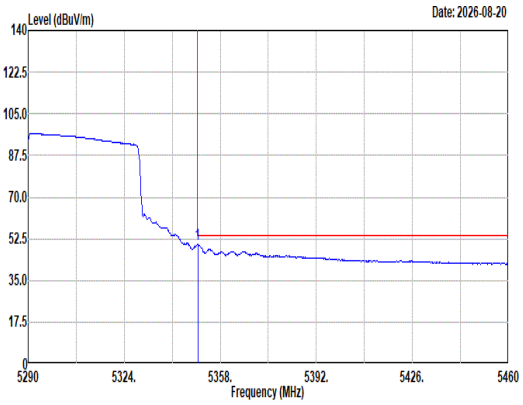 Site : 03CH22-HY Condition: AVG_BE_54 3m DRH18-E_LE2C04A18EN_260520 HORIZONTAL : RBW:1000.000kHz VBW:0.910kHz SWT:Auto Limit Read Ant Cable Preamp Aux APos TPos Freq Level Line Margin Level Factor Loss Factor Factor Remark MHz dBuV/m dBuV/m dB dBuV dB/m dB dB dB cm deg 1 5350.01 50.10 54.00 -3.90 38.73 32.40 12.23 34.16 0.90 101 73 Average	Blank

Mode	27	
	Band Edge - L	
	U-NII-2A_5.25-5.35_802.11ax HE80_CH58_5290MHz	
ANT	6	
Pol.	Vertical	Fundamental
Peak	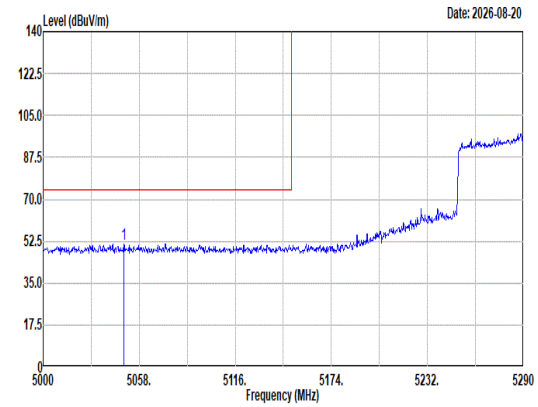 Site : 03CH22-HY Condition: PEAK_BE_74 3m DRH18-E_LE2C04A18EN_260520 VERTICAL : RBW:1000.000kHz VBW:3000.000kHz SWT:Auto Freq Level Limit Line Margin Read Level Ant Factor Cable Loss Preamp Factor Aux Factor APos TPos Remark MHz dBuV/m dBuV/m dB dBuV dB/m dB dB dB cm deg 1 5048.72 51.23 74.00 -22.77 39.23 32.71 11.82 33.63 1.10 344 241 Peak	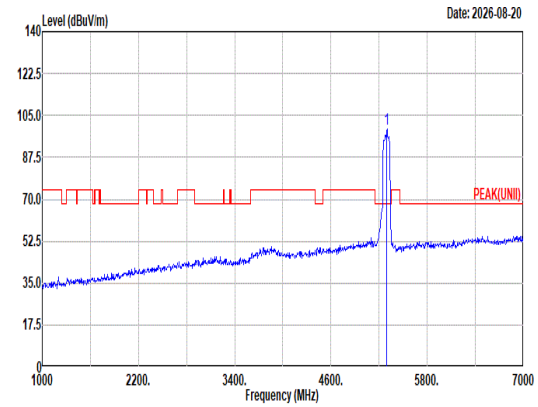 Site : 03CH22-HY Condition: PEAK(UNII) 3m DRH18-E_LE2C04A18EN_260520 VERTICAL : RBW:1000.000kHz VBW:3000.000kHz SWT:Auto Freq Level Limit Line Margin Read Level Ant Factor Cable Loss Preamp Factor Aux Factor APos TPos Remark MHz dBuV/m dBuV/m dB dBuV dB/m dB dB dB cm deg 1 5290.00 99.12 ------ ------ 87.51 32.59 12.18 34.07 0.91 344 241 Peak
Avg	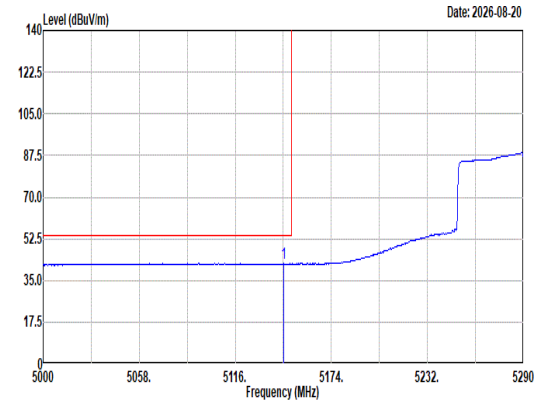 Site : 03CH22-HY Condition: AVG_BE_54 3m DRH18-E_LE2C04A18EN_260520 VERTICAL : RBW:1000.000kHz VBW:0.910kHz SWT:Auto Freq Level Limit Line Margin Read Level Ant Factor Cable Loss Preamp Factor Aux Factor APos TPos Remark MHz dBuV/m dBuV/m dB dBuV dB/m dB dB dB cm deg 1 5145.29 42.18 54.00 -11.82 30.31 32.70 11.98 33.80 0.99 344 241 Average	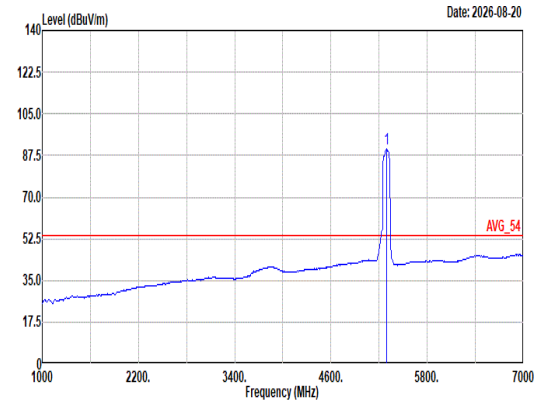 Site : 03CH22-HY Condition: AVG_54 3m DRH18-E_LE2C04A18EN_260520 VERTICAL : RBW:1000.000kHz VBW:0.910kHz SWT:Auto Freq Level Limit Line Margin Read Level Ant Factor Cable Loss Preamp Factor Aux Factor APos TPos Remark MHz dBuV/m dBuV/m dB dBuV dB/m dB dB dB cm deg 1 5290.00 90.17 ------ ------ 78.55 32.60 12.17 34.06 0.91 344 241 Average

Mode	27	
	Band Edge - R	
	U-NII-2A_5.25-5.35_802.11ax HE80_CH58_5290MHz	
ANT	6	
Pol.	Vertical	Fundamental
Peak	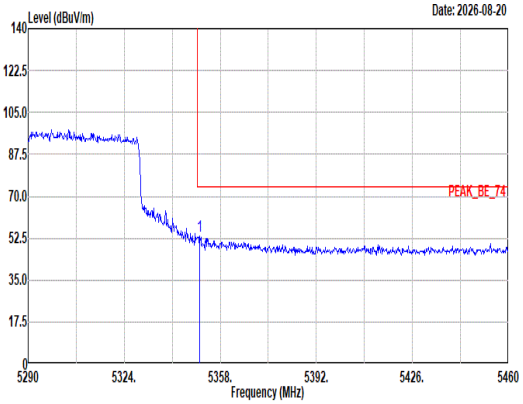 Site : 03CH22-HY Condition: PEAK_BE_74 3m DRH18-E_LE2C04A18EN_260520 VERTICAL : RBW:1000.000kHz VBW:3000.000kHz SWT:Auto Limit Read Ant Cable Preamp Aux APos TPos Freq Level Line Margin Level Factor Loss Factor Factor Remark MHz dBuV/m dBuV/m dB dBuV dB/m dB dB dB cm deg 1 5350.69 53.26 74.00 -20.74 41.89 32.40 12.23 34.16 0.90 344 241 Peak	Blank
Avg	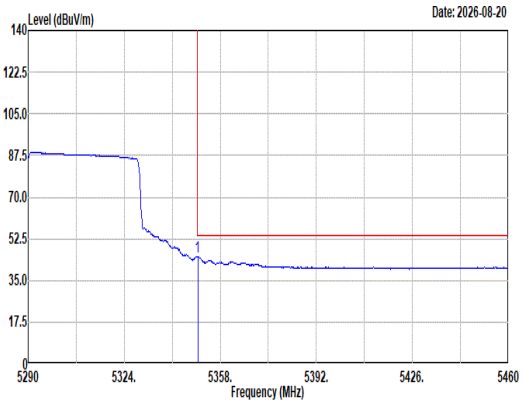 Site : 03CH22-HY Condition: AVG_BE_54 3m DRH18-E_LE2C04A18EN_260520 VERTICAL : RBW:1000.000kHz VBW:0.910kHz SWT:Auto Limit Read Ant Cable Preamp Aux APos TPos Freq Level Line Margin Level Factor Loss Factor Factor Remark MHz dBuV/m dBuV/m dB dBuV dB/m dB dB dB cm deg 1 5350.01 45.06 54.00 -8.94 33.69 32.40 12.23 34.16 0.90 344 241 Average	Blank

Mode	27	
	Harmonic	
	U-NII-2A_5.25-5.35_802.11ax HE80_CH58_5290MHz	
ANT	6	
Pol.	Horizontal	Vertical
Peak Avg	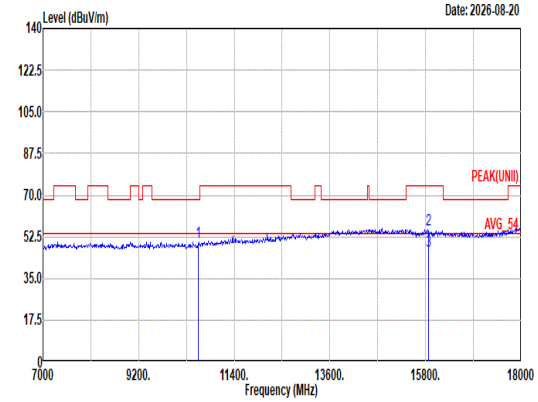 Site : 03CH22-HY Condition: PEAK(UNII) 3m DRH18-E_LE2C04A18EN_260520 HORIZONTAL Freq Level Limit Line Margin Read Level Ant Factor Cable Loss Preamp Factor Aux Factor APos TPos Remark MHz dBuV/m dBuV/m dB dBuV dB/m dB dB dB cm deg 1 10580.00 50.02 68.20 -18.18 33.72 37.50 17.03 39.53 1.30 -- -- Peak 2 15870.00 55.69 74.00 -18.31 36.19 41.66 20.99 45.13 1.98 -- -- Peak 3 15870.00 46.44 54.00 -7.56 26.94 41.66 20.99 45.13 1.98 -- -- Average	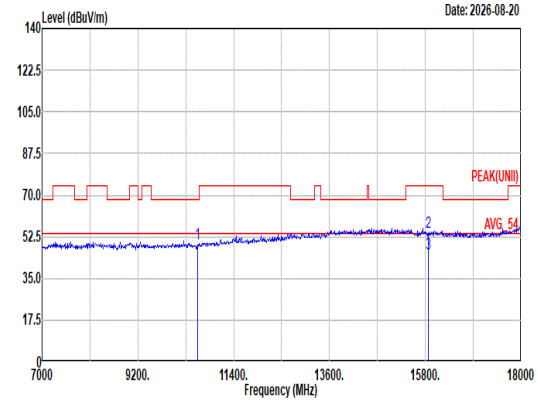 Site : 03CH22-HY Condition: PEAK(UNII) 3m DRH18-E_LE2C04A18EN_260520 VERTICAL Freq Level Limit Line Margin Read Level Ant Factor Cable Loss Preamp Factor Aux Factor APos TPos Remark MHz dBuV/m dBuV/m dB dBuV dB/m dB dB dB cm deg 1 10580.00 49.54 68.20 -18.66 33.24 37.50 17.03 39.53 1.30 -- -- Peak 2 15870.00 54.61 74.00 -19.39 35.11 41.66 20.99 45.13 1.98 -- -- Peak 3 15870.00 45.42 54.00 -8.58 25.92 41.66 20.99 45.13 1.98 -- -- Average

Mode	27	
	Harmonic	
	U-NII-2A_5.25-5.35_802.11ax HE80_CH58_5290MHz	
ANT	6	
Pol.	Horizontal	Vertical
10.6G ~18G Avg	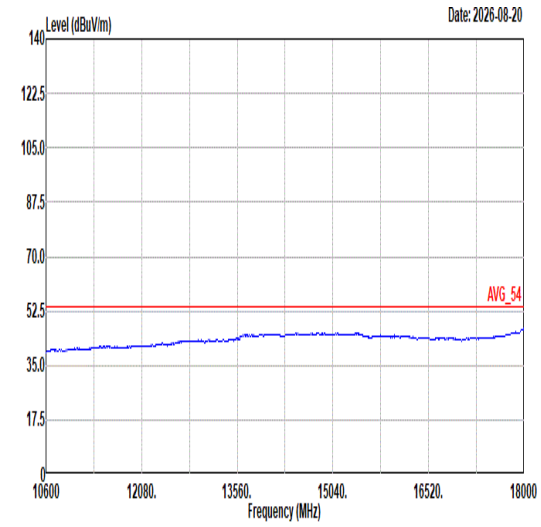 Site : 03CH22-HY Condition: AVG_54 3m DRH18-E_LE2C04A18EN_260520 HORIZONTAL	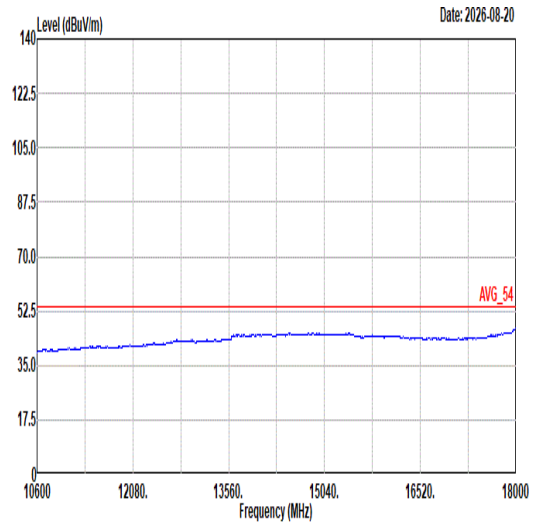 Site : 03CH22-HY Condition: AVG_54 3m DRH18-E_LE2C04A18EN_260520 VERTICAL

Mode	28	
	Band Edge - L	
	U-NII-2C_5.47-5.725_802.11ax HE80_CH106_5530MHz	
ANT	6	
Pol.	Horizontal	Fundamental
Peak	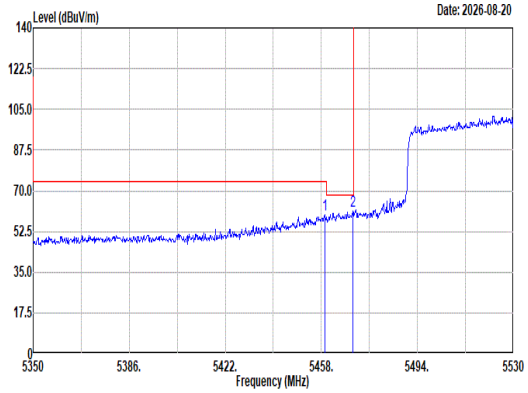 Site : 03CH22-HY Condition: PEAK_BE(UNII)_B3 3m DRH18-E_LE2C04A18EN_260520 HORIZONTAL : RBW:1000.000kHz VBW:3000.000kHz SWT:Auto Freq Level Limit Line Margin Read Level Ant Factor Cable Loss Preamp Factor Aux Factor APos TPos Remark MHz dBuV/m dBuV/m dB dBuV dB/m dB dB dB cm deg 1 5459.26 59.82 74.00 -14.18 48.27 32.70 12.32 34.35 0.88 101 81 Peak 2 5469.70 61.50 68.20 -6.70 49.96 32.70 12.33 34.37 0.88 101 81 Peak	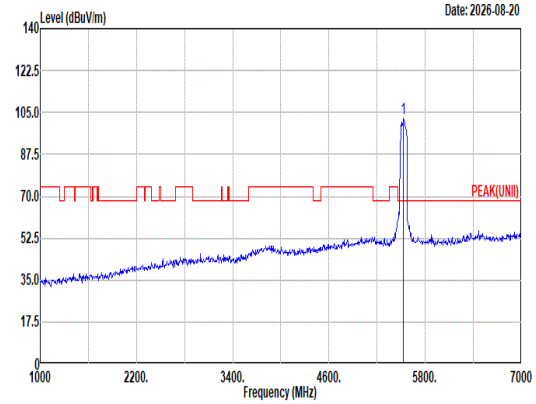 Site : 03CH22-HY Condition: PEAK(UNII) 3m DRH18-E_LE2C04A18EN_260520 HORIZONTAL : RBW:1000.000kHz VBW:3000.000kHz SWT:Auto Freq Level Limit Line Margin Read Level Ant Factor Cable Loss Preamp Factor Aux Factor APos TPos Remark MHz dBuV/m dBuV/m dB dBuV dB/m dB dB dB cm deg 1 5530.00 102.45 ------ ------ 90.79 32.88 12.37 34.45 0.86 101 81 Peak
Avg	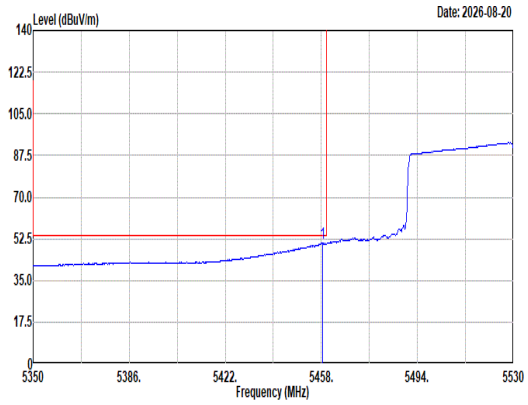 Site : 03CH22-HY Condition: AVG_BE(UNII)_B3 3m DRH18-E_LE2C04A18EN_260520 HORIZONTAL : RBW:1000.000kHz VBW:0.910kHz SWT:Auto Freq Level Limit Line Margin Read Level Ant Factor Cable Loss Preamp Factor Aux Factor APos TPos Remark MHz dBuV/m dBuV/m dB dBuV dB/m dB dB dB cm deg 1 5458.54 50.67 54.00 -3.33 39.12 32.70 12.32 34.35 0.88 101 81 Average	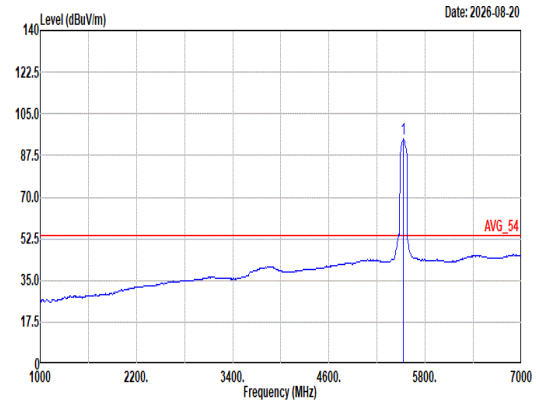 Site : 03CH22-HY Condition: AVG_54 3m DRH18-E_LE2C04A18EN_260520 HORIZONTAL : RBW:1000.000kHz VBW:0.910kHz SWT:Auto Freq Level Limit Line Margin Read Level Ant Factor Cable Loss Preamp Factor Aux Factor APos TPos Remark MHz dBuV/m dBuV/m dB dBuV dB/m dB dB dB cm deg 1 5530.00 94.52 ------ ------ 82.86 32.88 12.37 34.45 0.86 101 81 Average

Mode	28	
	Band Edge - R	
	U-NII-2C_5.47-5.725_802.11ax HE80_CH106_5530MHz	
ANT	6	
Pol.	Horizontal	Fundamental
Peak	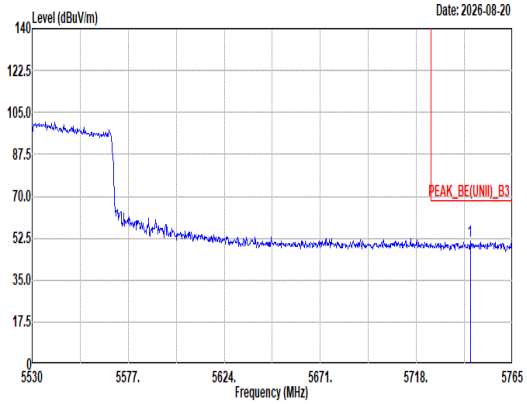 Site : 03CH22-HY Condition: PEAK_BE(UNII)_B3 3m DRH18-E_LE2C04A18EN_260520 HORIZONTAL : RBW:1000.000kHz VBW:3000.000kHz SWT:Auto Freq Level Limit Line Margin Read Level Ant Factor Cable Loss Preamp Factor Aux Factor APos TPos Remark MHz dBuV/m dBuV/m dB dBuV dB/m dB dB dB cm deg 1 5744.32 51.03 68.20 -17.17 38.20 33.89 12.48 34.64 1.10 101 81 Peak	Blank

Mode	28	
	Band Edge - L	
	U-NII-2C_5.47-5.725_802.11ax HE80_CH106_5530MHz	
ANT	6	
Pol.	Vertical	Fundamental
Peak	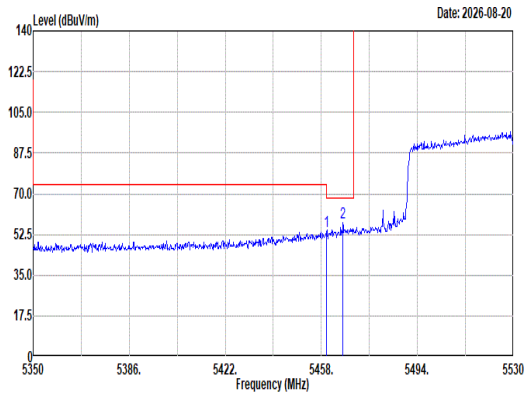 Site : 03CH22-HY Condition: PEAK_BE(UNII)_B3 3m DRH18-E_LE2C04A18EN_260520 VERTICAL : RBW:1000.000kHz VBW:3000.000kHz SWT:Auto 1 5459.98 54.09 74.00 -19.91 42.54 32.70 12.32 34.35 0.88 399 203 Peak 2 5466.10 57.48 68.20 -10.72 45.93 32.70 12.33 34.36 0.88 399 203 Peak	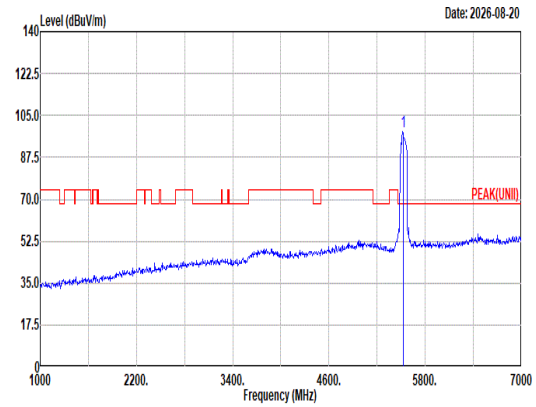 Site : 03CH22-HY Condition: PEAK(UNII) 3m DRH18-E_LE2C04A18EN_260520 VERTICAL : RBW:1000.000kHz VBW:3000.000kHz SWT:Auto 1 5530.00 98.27 ------ ------ 86.67 32.81 12.36 34.44 0.87 399 203 Peak
Avg	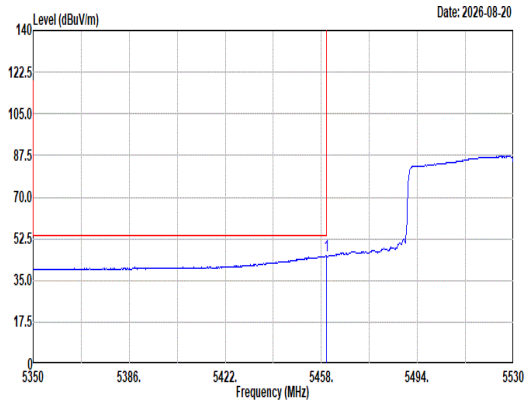 Site : 03CH22-HY Condition: AVG_BE(UNII)_B3 3m DRH18-E_LE2C04A18EN_260520 VERTICAL : RBW:1000.000kHz VBW:0.910kHz SWT:Auto 1 5459.80 45.29 54.00 -8.71 33.74 32.70 12.32 34.35 0.88 399 203 Average	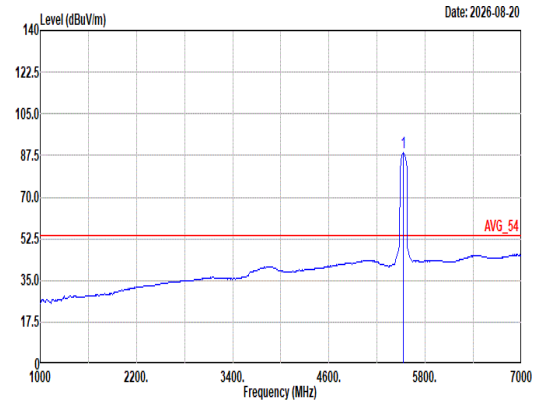 Site : 03CH22-HY Condition: AVG_54 3m DRH18-E_LE2C04A18EN_260520 VERTICAL : RBW:1000.000kHz VBW:0.910kHz SWT:Auto 1 5530.00 88.66 ------ ------ 77.02 32.84 12.37 34.44 0.87 399 203 Average

Mode	28	
	Band Edge - R	
	U-NII-2C_5.47-5.725_802.11ax HE80_CH106_5530MHz	
ANT	6	
Pol.	Vertical	Fundamental
Peak	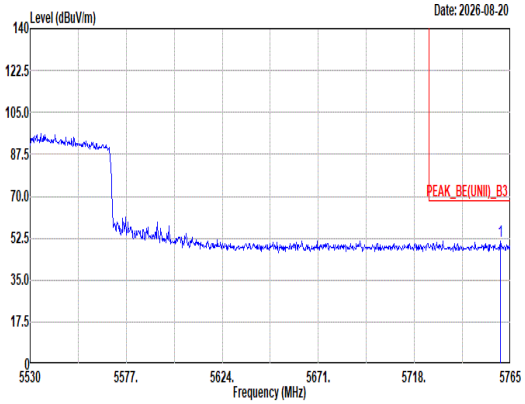 Site : 03CH22-HY Condition: PEAK_BE(UNII)_B3 3m DRH18-E_LE2C04A18EN_260520 VERTICAL : RBW:1000.000kHz VBW:3000.000kHz SWT:Auto Freq Level Limit Line Margin Read Level Ant Factor Cable Loss Preamp Factor Aux Factor APos TPos Remark MHz dBuV/m dBuV/m dB dBuV dB/m dB dB dB cm deg 1 5760.07 51.28 68.20 -16.92 38.39 33.92 12.49 34.65 1.13 399 203 Peak	Blank

Mode	28	
	Harmonic	
	U-NII-2C_5.47-5.725_802.11ax HE80_CH106_5530MHz	
ANT	6	
Pol.	Horizontal	Vertical
Peak Avg	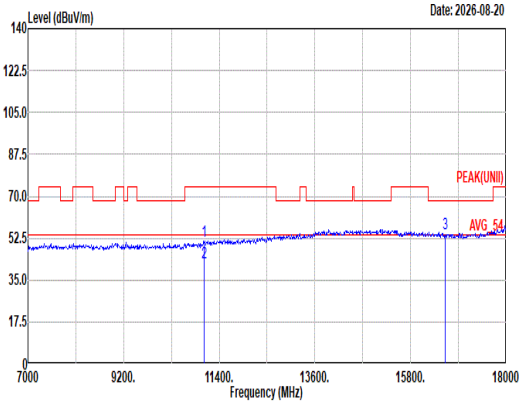 Site : 03CH22-HY Condition: PEAK(UNII) 3m DRH18-E_LE2C04A18EN_260520 HORIZONTAL Freq Level Limit Line Margin Read Level Ant Factor Cable Loss Preamp Factor Aux Factor APos TPos Remark MHz dBuV/m dBuV/m dB dBuV dB/m dB dB dB cm deg 1 11060.00 51.30 74.00 -22.70 34.19 38.14 17.47 39.83 1.33 -- -- Peak 2 11060.00 42.09 54.00 -11.91 24.98 38.14 17.47 39.83 1.33 -- -- Average 3 16590.00 54.16 68.20 -14.04 35.92 40.84 21.49 46.07 1.98 -- -- Peak	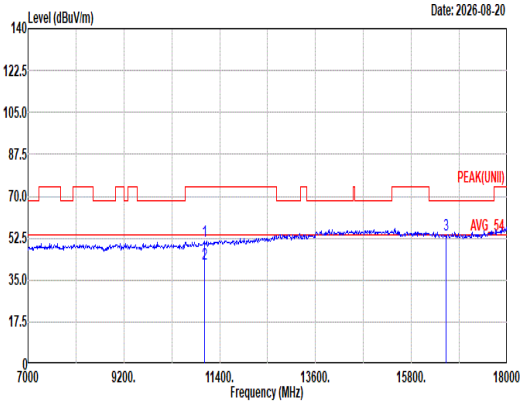 Site : 03CH22-HY Condition: PEAK(UNII) 3m DRH18-E_LE2C04A18EN_260520 VERTICAL Freq Level Limit Line Margin Read Level Ant Factor Cable Loss Preamp Factor Aux Factor APos TPos Remark MHz dBuV/m dBuV/m dB dBuV dB/m dB dB dB cm deg 1 11060.00 51.08 74.00 -22.92 33.97 38.14 17.47 39.83 1.33 -- -- Peak 2 11060.00 41.51 54.00 -12.49 24.40 38.14 17.47 39.83 1.33 -- -- Average 3 16590.00 54.12 68.20 -14.08 35.88 40.84 21.49 46.07 1.98 -- -- Peak

Mode	28	
	Harmonic	
	U-NII-2C_5.47-5.725_802.11ax HE80_CH106_5530MHz	
ANT	6	
Pol.	Horizontal	Vertical
10.6G ~18G Avg	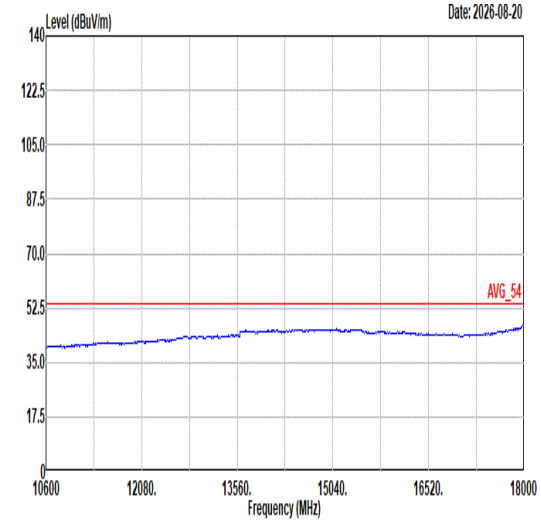 Site : 03CH22-HY Condition: AVG_54 3m DRH18-E_LE2C04A18EN_260520 HORIZONTAL	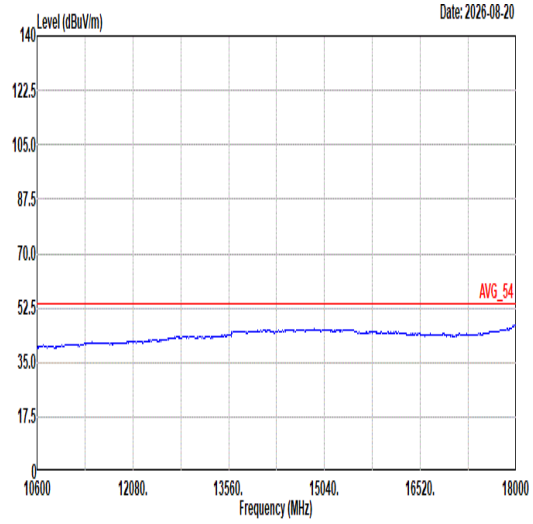 Site : 03CH22-HY Condition: AVG_54 3m DRH18-E_LE2C04A18EN_260520 VERTICAL

Mode	29
	Band Edge - L
	U-NII-2C_5.47-5.725_802.11ax HE80_CH122_5610MHz
ANT	6

Pol.	Horizontal	Fundamental
Peak	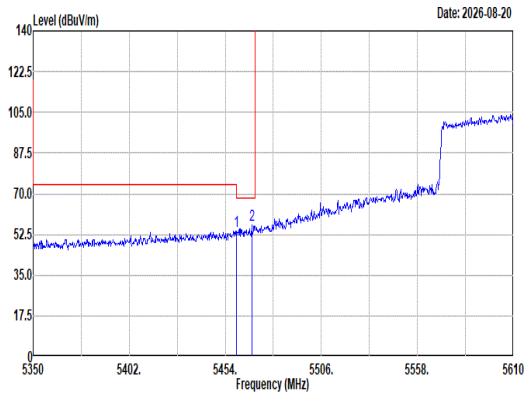 Site : 03CH22-HY Condition: PEAK_BE(UNII)_B3 3m DRH18-E_LE2C04A18EN_260520 HORIZONTAL : RBW:1000.000kHz VBW:3000.000kHz SWT:Auto Freq Level Limit Line Margin Read Level Ant Factor Cable Loss Preamp Factor Aux Factor APos TPos Remark MHz dBuV/m dBuV/m dB dBuV dB/m dB dB dB cm deg 1 5459.98 54.10 74.00 -19.90 42.55 32.70 12.32 34.35 0.88 100 57 Peak 2 5468.30 56.52 68.20 -11.68 44.97 32.70 12.33 34.36 0.88 100 57 Peak	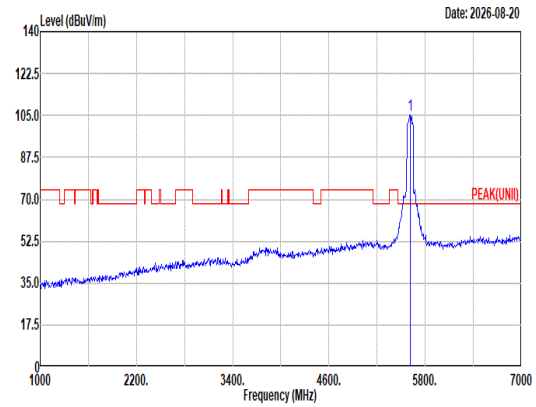 Site : 03CH22-HY Condition: PEAK(UNII) 3m DRH18-E_LE2C04A18EN_260520 HORIZONTAL : RBW:1000.000kHz VBW:3000.000kHz SWT:Auto Freq Level Limit Line Margin Read Level Ant Factor Cable Loss Preamp Factor Aux Factor APos TPos Remark MHz dBuV/m dBuV/m dB dBuV dB/m dB dB dB cm deg 1 5610.00 105.32 ------ ------ 93.14 33.40 12.43 34.52 0.87 100 57 Peak
Avg	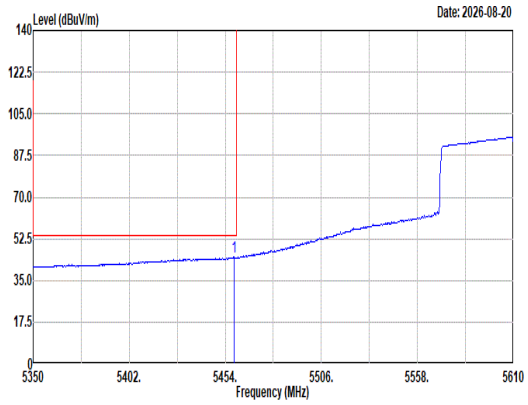 Site : 03CH22-HY Condition: AVG_BE(UNII)_B3 3m DRH18-E_LE2C04A18EN_260520 HORIZONTAL : RBW:1000.000kHz VBW:0.910kHz SWT:Auto Freq Level Limit Line Margin Read Level Ant Factor Cable Loss Preamp Factor Aux Factor APos TPos Remark MHz dBuV/m dBuV/m dB dBuV dB/m dB dB dB cm deg 1 5458.94 44.73 54.00 -9.27 33.18 32.70 12.32 34.35 0.88 100 57 Average	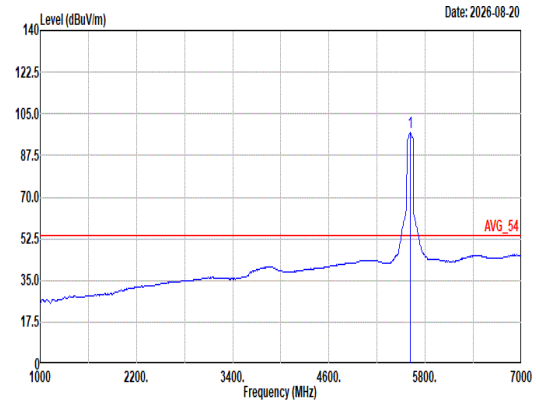 Site : 03CH22-HY Condition: AVG_54 3m DRH18-E_LE2C04A18EN_260520 HORIZONTAL : RBW:1000.000kHz VBW:0.910kHz SWT:Auto Freq Level Limit Line Margin Read Level Ant Factor Cable Loss Preamp Factor Aux Factor APos TPos Remark MHz dBuV/m dBuV/m dB dBuV dB/m dB dB dB cm deg 1 5610.00 96.97 ------ ------ 84.79 33.40 12.43 34.52 0.87 100 57 Average

Mode	29	
	Band Edge - R	
	U-NII-2C_5.47-5.725_802.11ax HE80_CH122_5610MHz	
ANT	6	
Pol.	Horizontal	Fundamental
Peak	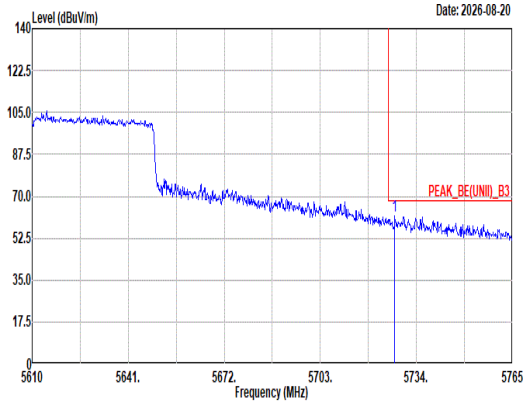 Site : 03CH22-HY Condition: PEAK_BE(UNII)_B3 3m DRH18-E_LE2C04A18EN_260520 HORIZONTAL : RBW:1000.000kHz VBW:3000.000kHz SWT:Auto Freq / Level / Limit Line / Margin / Read Level / Ant Factor / Cable Loss / Preamp Factor / Aux Factor / APos / TPos / Remark MHz / dBuV/m / dBuV/m / dB / dBuV / dB/m / dB / dB / dB / cm / deg 1 5727.03 61.81 68.20 -6.39 49.03 33.85 12.48 34.62 1.07 100 57 Peak	Blank

Mode	29	
	Band Edge - L	
	U-NII-2C_5.47-5.725_802.11ax HE80_CH122_5610MHz	
ANT	6	
Pol.	Vertical	Fundamental
Peak	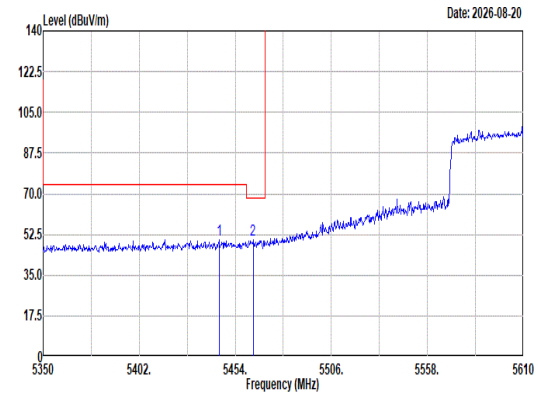 Site : 03CH22-HY Condition: PEAK_BE(UNII)_B3 3m DRH18-E_LE2C04A18EN_260520 VERTICAL : RBW:1000.000kHz VBW:3000.000kHz SWT:Auto Freq Level Limit Line Margin Read Level Ant Factor Cable Loss Preamp Factor Aux Factor APos TPos Remark MHz dBuV/m dBuV/m dB dBuV dB/m dB dB dB cm deg 1 5445.16 49.99 74.00 -24.01 38.42 32.70 12.31 34.32 0.88 300 254 Peak 2 5463.62 50.07 68.20 -18.13 38.53 32.70 12.32 34.36 0.88 300 254 Peak	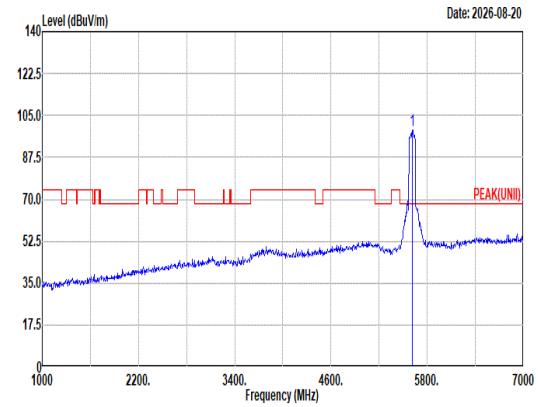 Site : 03CH22-HY Condition: PEAK(UNII) 3m DRH18-E_LE2C04A18EN_260520 VERTICAL : RBW:1000.000kHz VBW:3000.000kHz SWT:Auto Freq Level Limit Line Margin Read Level Ant Factor Cable Loss Preamp Factor Aux Factor APos TPos Remark MHz dBuV/m dBuV/m dB dBuV dB/m dB dB dB cm deg 1 5610.00 98.99 ------ ------ 86.81 33.40 12.43 34.52 0.87 300 254 Peak
Avg	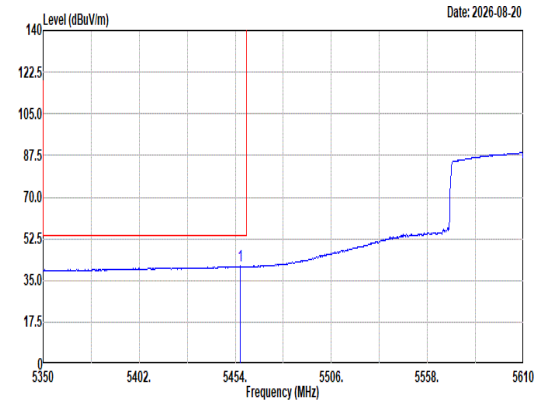 Site : 03CH22-HY Condition: AVG_BE(UNII)_B3 3m DRH18-E_LE2C04A18EN_260520 VERTICAL : RBW:1000.000kHz VBW:0.910kHz SWT:Auto Freq Level Limit Line Margin Read Level Ant Factor Cable Loss Preamp Factor Aux Factor APos TPos Remark MHz dBuV/m dBuV/m dB dBuV dB/m dB dB dB cm deg 1 5456.86 41.11 54.00 -12.89 29.55 32.70 12.32 34.34 0.88 300 254 Average	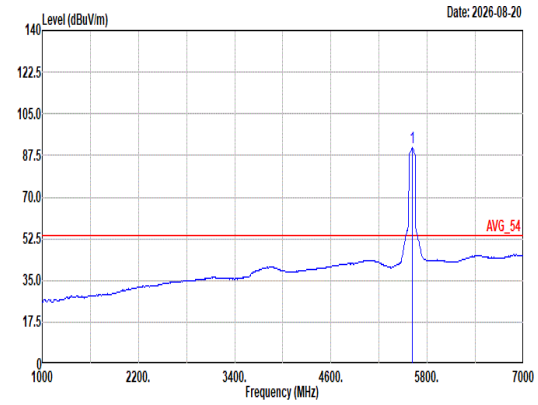 Site : 03CH22-HY Condition: AVG_54 3m DRH18-E_LE2C04A18EN_260520 VERTICAL : RBW:1000.000kHz VBW:0.910kHz SWT:Auto Freq Level Limit Line Margin Read Level Ant Factor Cable Loss Preamp Factor Aux Factor APos TPos Remark MHz dBuV/m dBuV/m dB dBuV dB/m dB dB dB cm deg 1 5610.00 90.63 ------ ------ 78.45 33.40 12.43 34.52 0.87 300 254 Average

Mode	29	
	Band Edge - R	
	U-NII-2C_5.47-5.725_802.11ax HE80_CH122_5610MHz	
ANT	6	
Pol.	Vertical	Fundamental
Peak	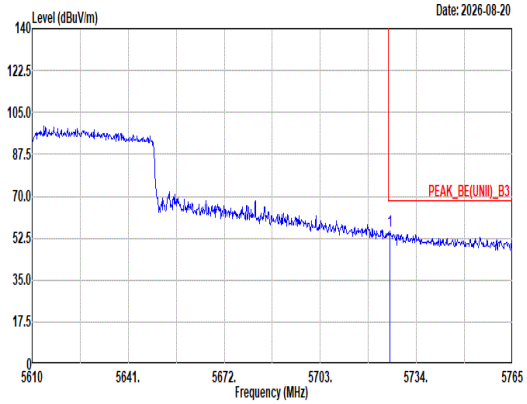 Site : 03CH22-HY Condition: PEAK_BE(UNII)_B3 3m DRH18-E_LE2C04A18EN_260520 VERTICAL : RBW:1000.000kHz VBW:3000.000kHz SWT:Auto Freq Level Limit Line Margin Read Level Ant Factor Cable Loss Preamp Factor Aux Factor APos TPos Remark MHz dBuV/m dBuV/m dB dBuV dB/m dB dB dB cm deg 1 5725.48 55.25 68.20 -12.95 42.47 33.85 12.48 34.62 1.07 300 254 Peak	Blank

Mode	29	
	Harmonic	
	U-NII-2C_5.47-5.725_802.11ax HE80_CH122_5610MHz	
ANT	6	
Pol.	Horizontal	Vertical
Peak Avg	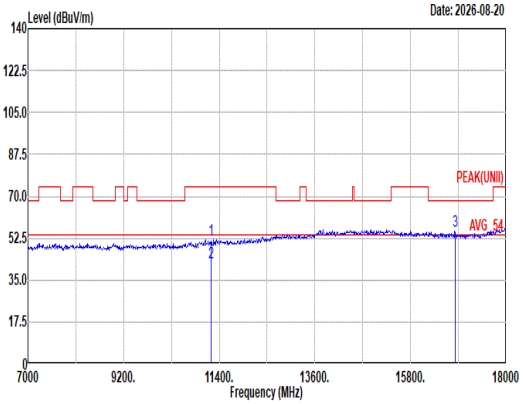 Site : 03CH22-HY Condition: PEAK(UNII) 3m DRH18-E_LE2C04A18EN_260520 HORIZONTAL Freq Level Limit Line Margin Read Level Ant Factor Cable Loss Preamp Factor Aux Factor APos TPos Remark MHz dBuV/m dBuV/m dB dBuV dB/m dB dB dB cm deg 1 11220.00 51.66 74.00 -22.34 34.11 38.58 17.59 39.97 1.35 -- -- Peak 2 11220.00 42.09 54.00 -11.91 24.54 38.58 17.59 39.97 1.35 -- -- Average 3 16830.00 55.34 68.20 -12.86 36.98 40.94 21.65 46.19 1.96 -- -- Peak	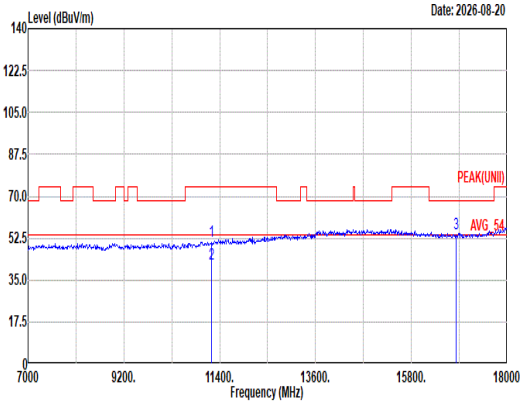 Site : 03CH22-HY Condition: PEAK(UNII) 3m DRH18-E_LE2C04A18EN_260520 VERTICAL Freq Level Limit Line Margin Read Level Ant Factor Cable Loss Preamp Factor Aux Factor APos TPos Remark MHz dBuV/m dBuV/m dB dBuV dB/m dB dB dB cm deg 1 11220.00 51.17 74.00 -22.83 33.62 38.58 17.59 39.97 1.35 -- -- Peak 2 11220.00 41.82 54.00 -12.18 24.27 38.58 17.59 39.97 1.35 -- -- Average 3 16830.00 54.32 68.20 -13.88 35.96 40.94 21.65 46.19 1.96 -- -- Peak

Mode	29	
	Harmonic	
	U-NII-2C_5.47-5.725_802.11ax HE80_CH122_5610MHz	
ANT	6	
Pol.	Horizontal	Vertical
10.6G ~18G Avg	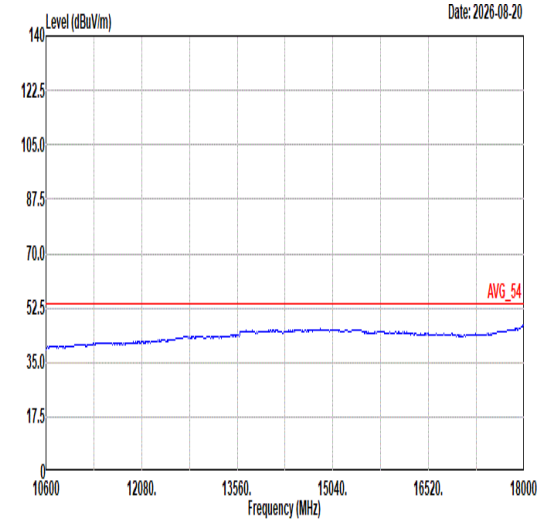 Site : 03CH22-HY Condition: AVG_54 3m DRH18-E_LE2C04A18EN_260520 HORIZONTAL	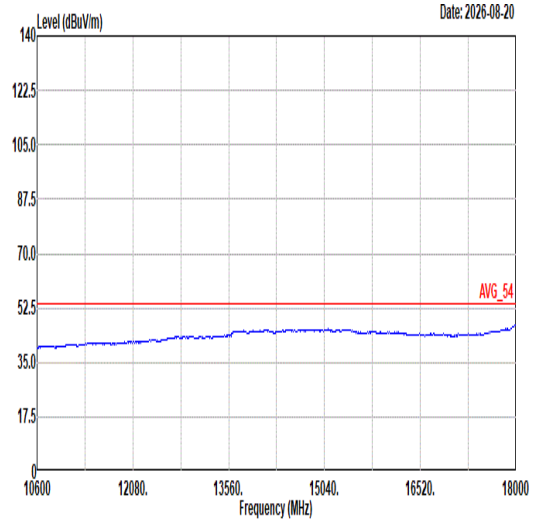 Site : 03CH22-HY Condition: AVG_54 3m DRH18-E_LE2C04A18EN_260520 VERTICAL

Mode	39	
	Harmonic	
	U-NII-2C_5.47-5.85_802.11a_CH144_5720MHz	
ANT	6	
Pol.	Horizontal	Vertical
Peak Avg	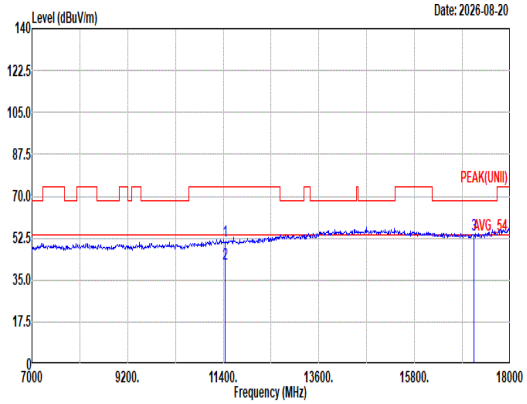 Site : 03CH22-HY Condition: PEAK(UNII) 3m DRH18-E_LE2C04A18EN_260520 HORIZONTAL Freq Level Limit Line Margin Read Level Ant Factor Cable Loss Preamp Factor Aux Factor APos TPos Remark MHz dBuV/m dBuV/m dB dBuV dB/m dB dB dB cm deg 1 11440.00 51.08 74.00 -22.92 33.24 38.88 17.76 40.17 1.37 -- -- Peak 2 11440.00 41.87 54.00 -12.13 24.03 38.88 17.76 40.17 1.37 -- -- Average 3 17160.00 53.74 68.20 -14.46 35.93 40.40 21.90 46.42 1.93 -- -- Peak	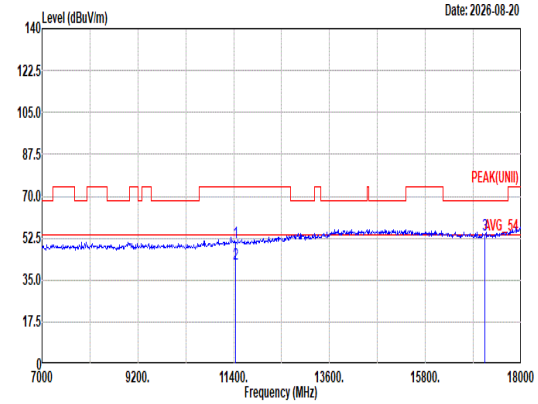 Site : 03CH22-HY Condition: PEAK(UNII) 3m DRH18-E_LE2C04A18EN_260520 VERTICAL Freq Level Limit Line Margin Read Level Ant Factor Cable Loss Preamp Factor Aux Factor APos TPos Remark MHz dBuV/m dBuV/m dB dBuV dB/m dB dB dB cm deg 1 11440.00 50.92 74.00 -23.08 33.08 38.88 17.76 40.17 1.37 -- -- Peak 2 11440.00 41.81 54.00 -12.19 23.97 38.88 17.76 40.17 1.37 -- -- Average 3 17160.00 53.95 68.20 -14.25 36.14 40.40 21.90 46.42 1.93 -- -- Peak

Mode	39	
	Harmonic	
	U-NII-2C_5.47-5.85_802.11a_CH144_5720MHz	
ANT	6	
Pol.	Horizontal	Vertical
10.6G ~18G Avg	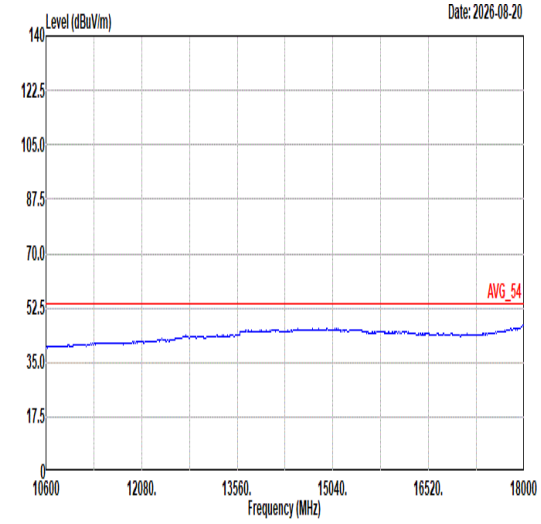 Site : 03CH22-HY Condition: AVG_54 3m DRH18-E_LE2C04A18EN_260520 HORIZONTAL	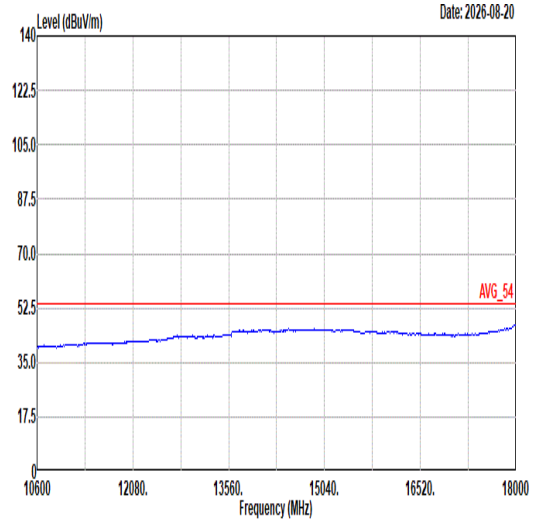 Site : 03CH22-HY Condition: AVG_54 3m DRH18-E_LE2C04A18EN_260520 VERTICAL

Mode	40	
	Harmonic	
	U-NII-2C_5.47-5.725_802.11ax HE20_CH144_5720MHz	
ANT	6	
Pol.	Horizontal	Vertical
Peak Avg	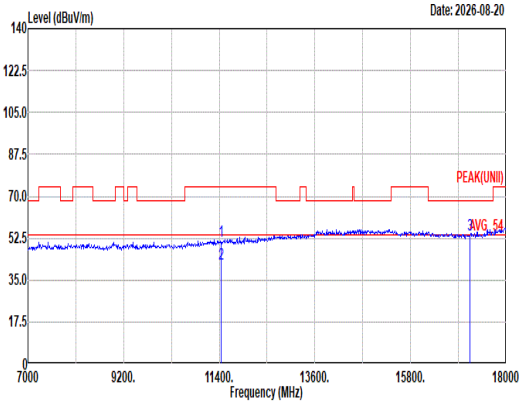 Site : 03CH22-HY Condition: PEAK(UNII) 3m DRH18-E_LE2C04A18EN_260520 HORIZONTAL Freq Level Limit Line Margin Read Level Ant Factor Cable Loss Preamp Factor Aux Factor APos TPos Remark MHz dBuV/m dBuV/m dB dBuV dB/m dB dB dB cm deg 1 11440.00 51.46 74.00 -22.54 33.62 38.88 17.76 40.17 1.37 -- -- Peak 2 11440.00 41.94 54.00 -12.06 24.10 38.88 17.76 40.17 1.37 -- -- Average 3 17160.00 54.14 68.20 -14.06 36.33 40.40 21.90 46.42 1.93 -- -- Peak	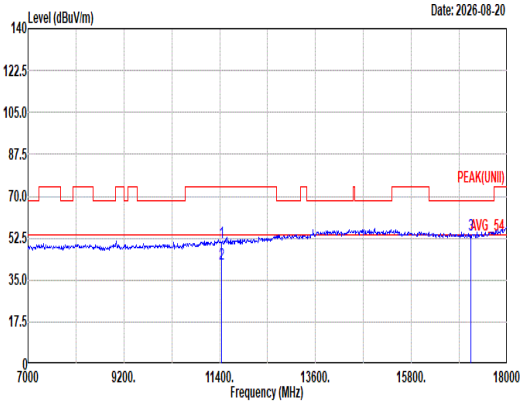 Site : 03CH22-HY Condition: PEAK(UNII) 3m DRH18-E_LE2C04A18EN_260520 VERTICAL Freq Level Limit Line Margin Read Level Ant Factor Cable Loss Preamp Factor Aux Factor APos TPos Remark MHz dBuV/m dBuV/m dB dBuV dB/m dB dB dB cm deg 1 11440.00 50.93 74.00 -23.07 33.09 38.88 17.76 40.17 1.37 -- -- Peak 2 11440.00 41.84 54.00 -12.16 24.00 38.88 17.76 40.17 1.37 -- -- Average 3 17160.00 53.69 68.20 -14.51 35.88 40.40 21.90 46.42 1.93 -- -- Peak

Mode	40	
	Harmonic	
	U-NII-2C_5.47-5.725_802.11ax HE20_CH144_5720MHz	
ANT	6	
Pol.	Horizontal	Vertical
10.6G ~18G Avg	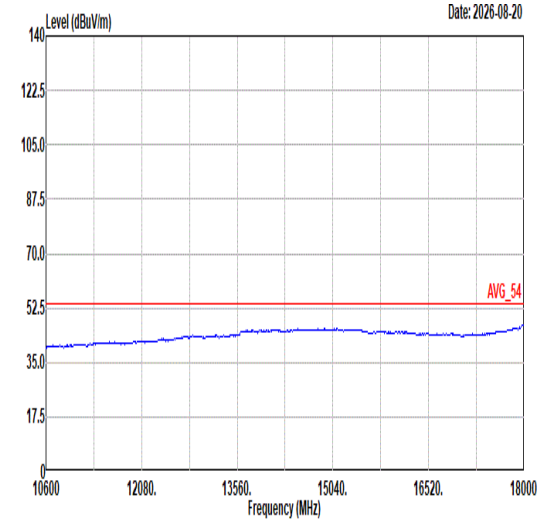 Site : 03CH22-HY Condition: AVG_54 3m DRH18-E_LE2C04A18EN_260520 HORIZONTAL	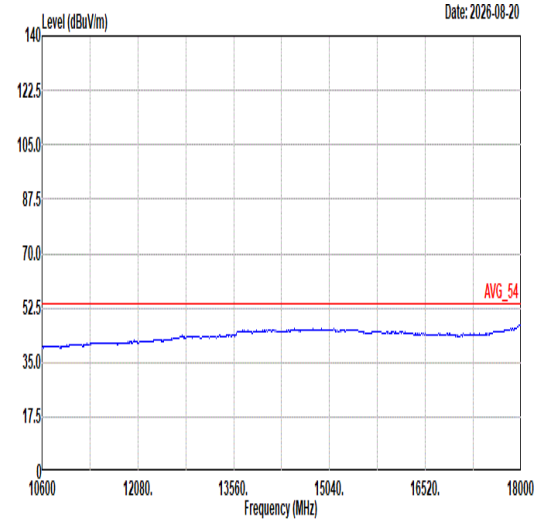 Site : 03CH22-HY Condition: AVG_54 3m DRH18-E_LE2C04A18EN_260520 VERTICAL

Mode	41	
	Harmonic	
	U-NII-2C_5.47-5.725_802.11ax HE40_CH142_5710MHz	
ANT	6	
Pol.	Horizontal	Vertical
Peak Avg	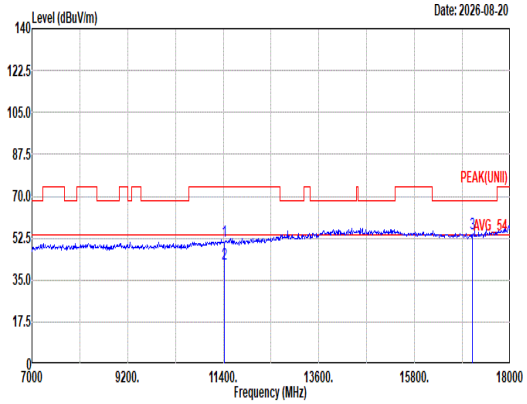 Site : 03CH22-HY Condition: PEAK(UNII) 3m DRH18-E_LE2C04A18EN_260520 HORIZONTAL Freq Level Limit Line Margin Read Level Ant Factor Cable Loss Preamp Factor Aux Factor APos TPos Remark MHz dBuV/m dBuV/m dB dBuV dB/m dB dB dB cm deg 1 11420.00 51.14 74.00 -22.86 33.35 38.84 17.75 40.16 1.36 -- -- Peak 2 11420.00 41.88 54.00 -12.12 24.09 38.84 17.75 40.16 1.36 -- -- Average 3 17130.00 54.49 68.20 -13.71 36.62 40.44 21.88 46.39 1.94 -- -- Peak	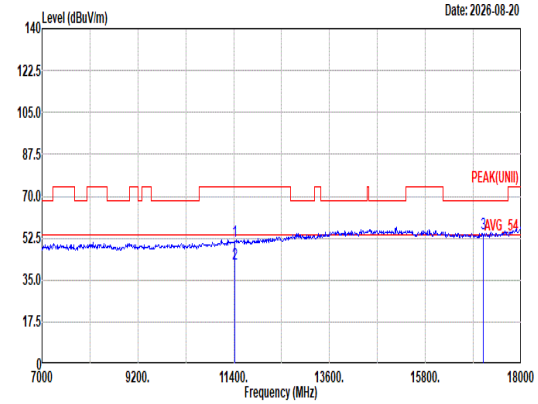 Site : 03CH22-HY Condition: PEAK(UNII) 3m DRH18-E_LE2C04A18EN_260520 VERTICAL Freq Level Limit Line Margin Read Level Ant Factor Cable Loss Preamp Factor Aux Factor APos TPos Remark MHz dBuV/m dBuV/m dB dBuV dB/m dB dB dB cm deg 1 11420.00 51.22 74.00 -22.78 33.43 38.84 17.75 40.16 1.36 -- -- Peak 2 11420.00 41.72 54.00 -12.28 23.93 38.84 17.75 40.16 1.36 -- -- Average 3 17130.00 54.55 68.20 -13.65 36.68 40.44 21.88 46.39 1.94 -- -- Peak

Mode	41	
	Harmonic	
	U-NII-2C_5.47-5.725_802.11ax HE40_CH142_5710MHz	
ANT	6	
Pol.	Horizontal	Vertical
10.6G ~18G Avg	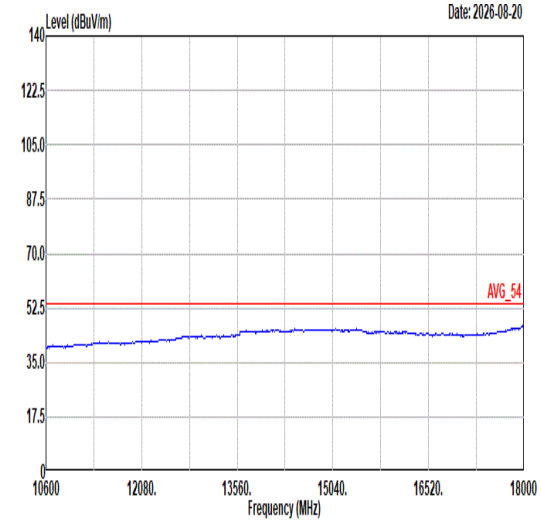 Site : 03CH22-HY Condition: AVG_54 3m DRH18-E_LE2C04A18EN_260520 HORIZONTAL	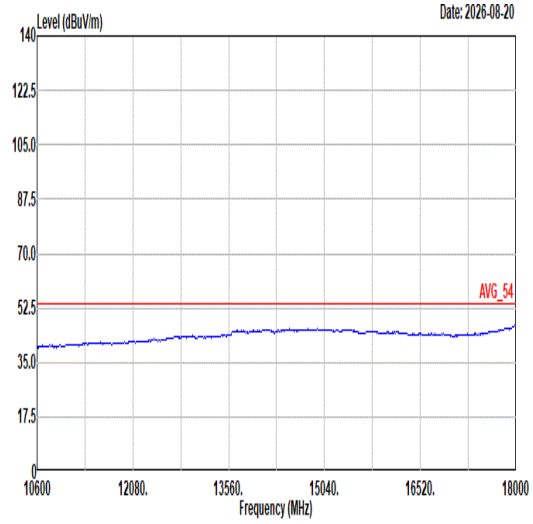 Site : 03CH22-HY Condition: AVG_54 3m DRH18-E_LE2C04A18EN_260520 VERTICAL

Mode	42	
	Harmonic	
	U-NII-2C_5.47-5.725_802.11ax HE80_CH138_5690MHz	
ANT	6	
Pol.	Horizontal	Vertical
Peak Avg	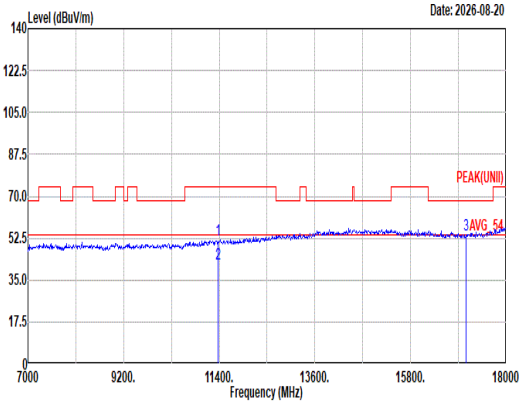 Site : 03CH22-HY Condition: PEAK(UNII) 3m DRH18-E_LE2C04A18EN_260520 HORIZONTAL Freq Level Limit Line Margin Read Level Ant Factor Cable Loss Preamp Factor Aux Factor APos TPos Remark MHz dBuV/m dBuV/m dB dBuV dB/m dB dB dB cm deg 1 11380.00 51.91 74.00 -22.09 34.15 38.80 17.72 40.12 1.36 -- -- Peak 2 11380.00 41.97 54.00 -12.03 24.21 38.80 17.72 40.12 1.36 -- -- Average 3 17070.00 54.11 68.20 -14.09 36.25 40.44 21.82 46.34 1.94 -- -- Peak	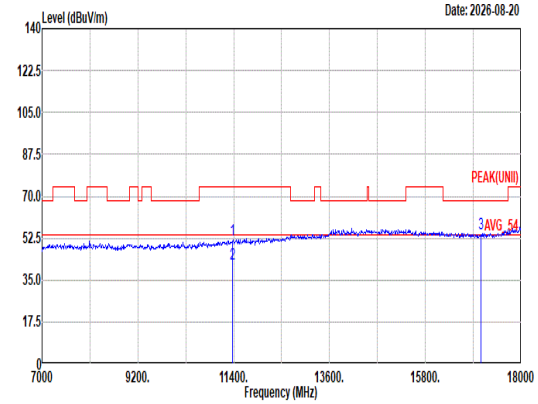 Site : 03CH22-HY Condition: PEAK(UNII) 3m DRH18-E_LE2C04A18EN_260520 VERTICAL Freq Level Limit Line Margin Read Level Ant Factor Cable Loss Preamp Factor Aux Factor APos TPos Remark MHz dBuV/m dBuV/m dB dBuV dB/m dB dB dB cm deg 1 11380.00 51.76 74.00 -22.24 34.00 38.80 17.72 40.12 1.36 -- -- Peak 2 11380.00 41.88 54.00 -12.12 24.12 38.80 17.72 40.12 1.36 -- -- Average 3 17070.00 54.29 68.20 -13.91 36.43 40.44 21.82 46.34 1.94 -- -- Peak

Mode	42	
	Harmonic	
	U-NII-2C_5.47-5.725_802.11ax HE80_CH138_5690MHz	
ANT	6	
Pol.	Horizontal	Vertical
10.6G ~18G Avg	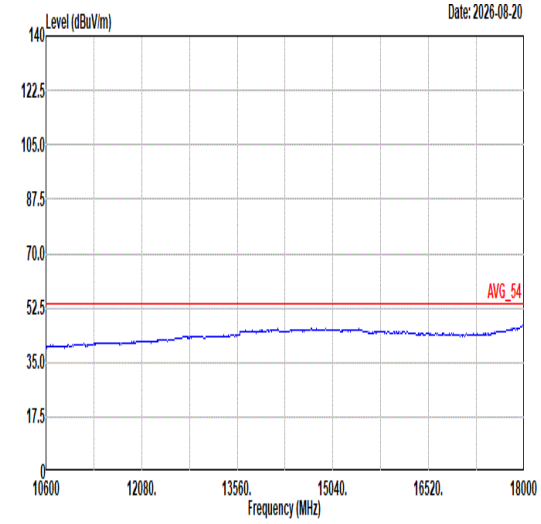 Site : 03CH22-HY Condition: AVG_54 3m DRH18-E_LE2C04A18EN_260520 HORIZONTAL	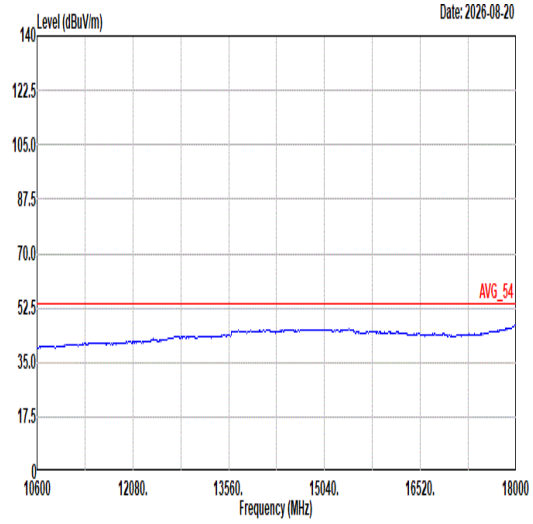 Site : 03CH22-HY Condition: AVG_54 3m DRH18-E_LE2C04A18EN_260520 VERTICAL

Mode	43	
	Band Edge	
	U-NII-1_5.15-5.25_802.11ax HE20_CH36_Partial RU_26/0_5180MHz	
ANT	6	
Pol.	Horizontal	Fundamental
Peak	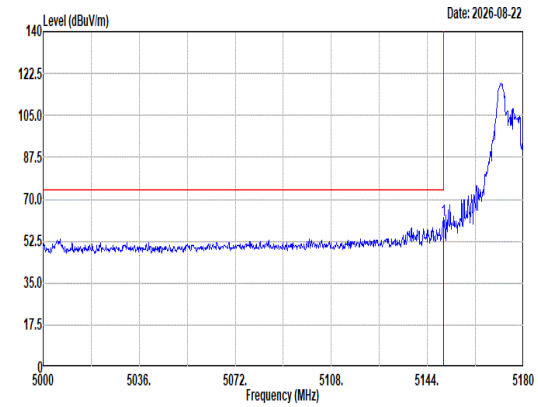 Site : 03CH22-HY Condition: PEAK_BE_74 3m DRH18-E_LE2C04A18EN_260520 HORIZONTAL : RBW:1000.000kHz VBW:3000.000kHz SWT:Auto 1 5149.94 61.07 74.00 -12.93 49.19 32.70 11.99 33.80 0.99 100 75 Peak	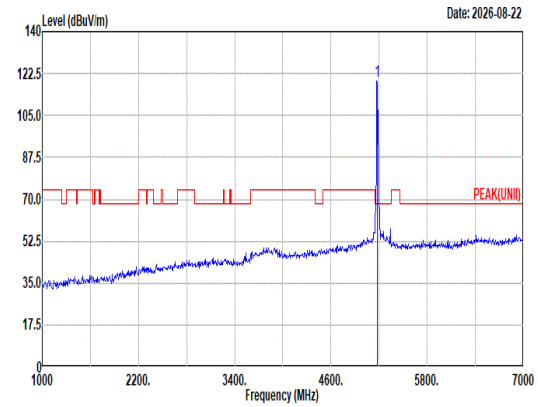 Site : 03CH22-HY Condition: PEAK(UNII) 3m DRH18-E_LE2C04A18EN_260520 HORIZONTAL : RBW:1000.000kHz VBW:3000.000kHz SWT:Auto 1 5180.00 119.33 ------ ------ 107.45 32.74 12.02 33.84 0.96 100 75 Peak
Avg	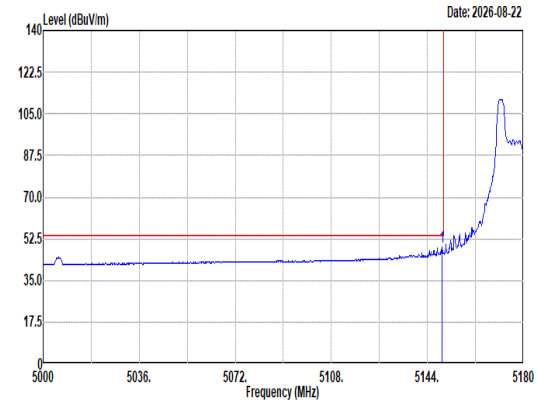 Site : 03CH22-HY Condition: AVG_BE_54 3m DRH18-E_LE2C04A18EN_260520 HORIZONTAL : RBW:1000.000kHz VBW:0.750kHz SWT:Auto 1 5149.58 48.96 54.00 -5.04 37.08 32.70 11.99 33.80 0.99 100 75 Average	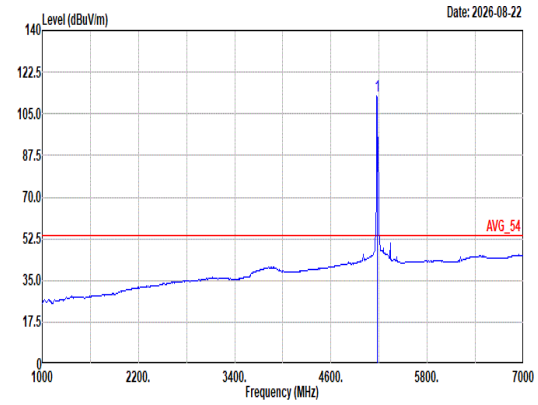 Site : 03CH22-HY Condition: AVG_54 3m DRH18-E_LE2C04A18EN_260520 HORIZONTAL : RBW:1000.000kHz VBW:0.750kHz SWT:Auto 1 5180.00 112.57 ------ ------ 100.69 32.74 12.02 33.84 0.96 100 75 Average

Mode	43	
	Band Edge	
	U-NII-1_5.15-5.25_802.11ax HE20_CH36_Partial RU_26/0_5180MHz	
ANT	6	
Pol.	Vertical	Fundamental
Peak	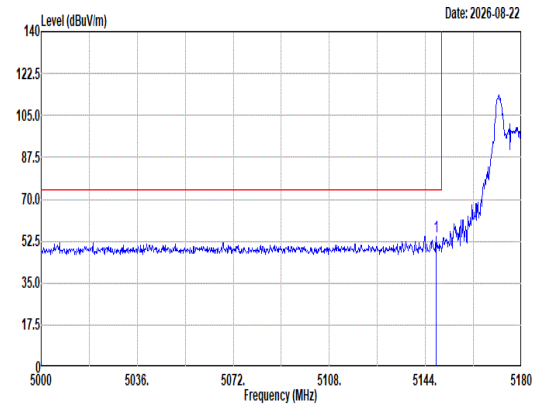 Site : 03CH22-HY Condition: PEAK_BE_74 3m DRH18-E_LE2C04A18EN_260520 VERTICAL : RBW:1000.000kHz VBW:3000.000kHz SWT:Auto Freq Level Limit Line Margin Read Level Ant Factor Cable Loss Preamp Factor Aux Factor APos TPos Remark MHz dBuV/m dBuV/m dB dBuV dB/m dB dB dB cm deg 1 5148.14 54.33 74.00 -19.67 42.46 32.70 11.98 33.80 0.99 385 198 Peak	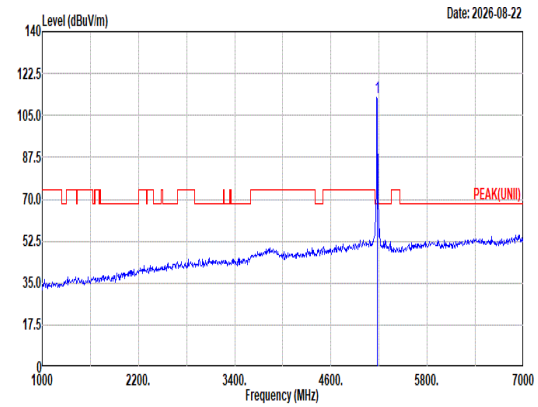 Site : 03CH22-HY Condition: PEAK(UNII) 3m DRH18-E_LE2C04A18EN_260520 VERTICAL : RBW:1000.000kHz VBW:3000.000kHz SWT:Auto Freq Level Limit Line Margin Read Level Ant Factor Cable Loss Preamp Factor Aux Factor APos TPos Remark MHz dBuV/m dBuV/m dB dBuV dB/m dB dB dB cm deg 1 5180.00 112.41 ------ ------ 100.53 32.74 12.02 33.84 0.96 385 198 Peak
Avg	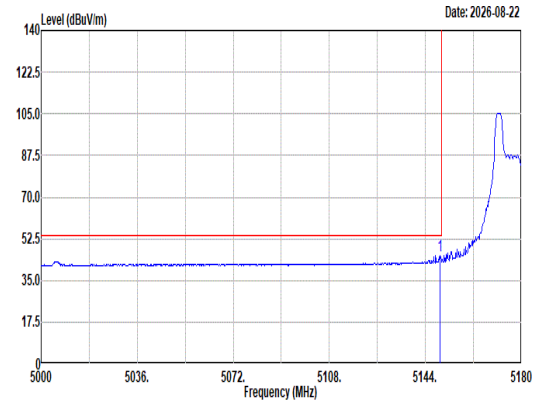 Site : 03CH22-HY Condition: AVG_BE_54 3m DRH18-E_LE2C04A18EN_260520 VERTICAL : RBW:1000.000kHz VBW:0.750kHz SWT:Auto Freq Level Limit Line Margin Read Level Ant Factor Cable Loss Preamp Factor Aux Factor APos TPos Remark MHz dBuV/m dBuV/m dB dBuV dB/m dB dB dB cm deg 1 5149.40 45.47 54.00 -8.53 33.59 32.70 11.99 33.80 0.99 385 198 Average	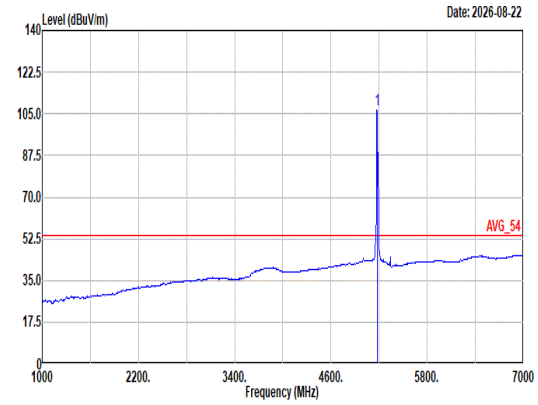 Site : 03CH22-HY Condition: AVG_54 3m DRH18-E_LE2C04A18EN_260520 VERTICAL : RBW:1000.000kHz VBW:0.750kHz SWT:Auto Freq Level Limit Line Margin Read Level Ant Factor Cable Loss Preamp Factor Aux Factor APos TPos Remark MHz dBuV/m dBuV/m dB dBuV dB/m dB dB dB cm deg 1 5180.00 106.90 ------ ------ 95.02 32.74 12.02 33.84 0.96 385 198 Average

Mode	44	
	Band Edge	
	U-NII-1_5.15-5.25_802.11ax HE20_CH36_Partial RU_52/37_5180MHz	
ANT	6	
Pol.	Horizontal	Fundamental
Peak	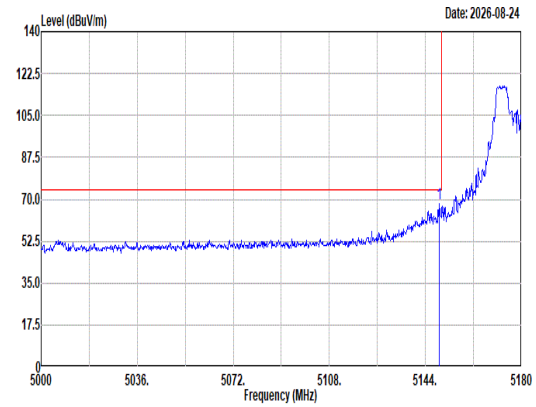 Site : 03CH22-HY Condition: PEAK_BE_74 3m DRH18-E_LE2C04A18EN_260520 HORIZONTAL : RBW:1000.000kHz VBW:3000.000kHz SWT:Auto Freq Level Limit Line Margin Read Level Ant Factor Cable Loss Preamp Factor Aux Factor APos TPos Remark MHz dBuV/m dBuV/m dB dBuV dB/m dB dB dB cm deg 1 5149.22 68.30 74.00 -5.70 56.42 32.70 11.99 33.80 0.99 102 72 Peak	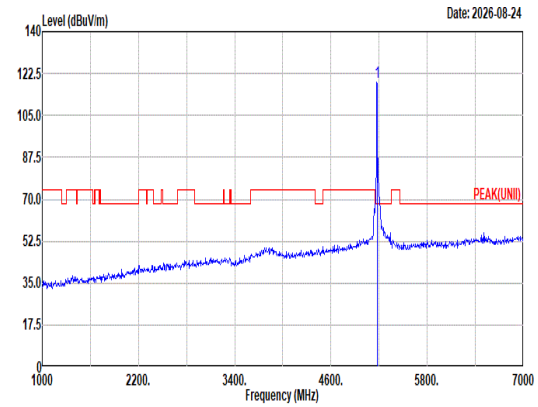 Site : 03CH22-HY Condition: PEAK(UNII) 3m DRH18-E_LE2C04A18EN_260520 HORIZONTAL : RBW:1000.000kHz VBW:3000.000kHz SWT:Auto Freq Level Limit Line Margin Read Level Ant Factor Cable Loss Preamp Factor Aux Factor APos TPos Remark MHz dBuV/m dBuV/m dB dBuV dB/m dB dB dB cm deg 1 5180.00 118.87 ------ ------ 106.99 32.74 12.02 33.84 0.96 102 72 Peak
Avg	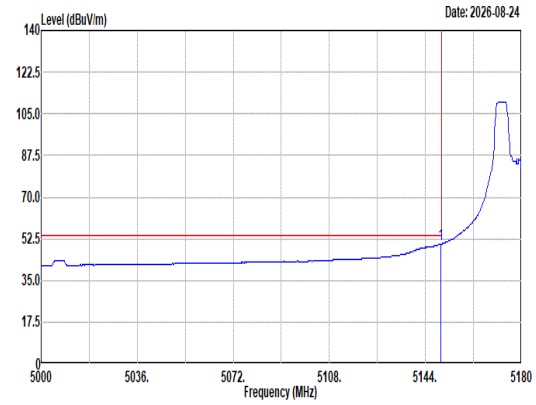 Site : 03CH22-HY Condition: AVG_BE_54 3m DRH18-E_LE2C04A18EN_260520 HORIZONTAL : RBW:1000.000kHz VBW:0.010kHz SWT:Auto Freq Level Limit Line Margin Read Level Ant Factor Cable Loss Preamp Factor Aux Factor APos TPos Remark MHz dBuV/m dBuV/m dB dBuV dB/m dB dB dB cm deg 1 5149.76 50.26 54.00 -3.74 38.38 32.70 11.99 33.80 0.99 102 72 Average	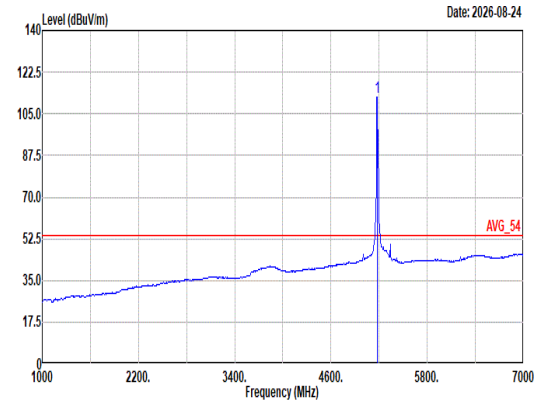 Site : 03CH22-HY Condition: AVG_54 3m DRH18-E_LE2C04A18EN_260520 HORIZONTAL : RBW:1000.000kHz VBW:0.010kHz SWT:Auto Freq Level Limit Line Margin Read Level Ant Factor Cable Loss Preamp Factor Aux Factor APos TPos Remark MHz dBuV/m dBuV/m dB dBuV dB/m dB dB dB cm deg 1 5180.00 111.87 ------ ------ 99.98 32.75 12.03 33.85 0.96 102 72 Average

Mode	44	
	Band Edge	
	U-NII-1_5.15-5.25_802.11ax HE20_CH36_Partial RU_52/37_5180MHz	
ANT	6	
Pol.	Vertical	Fundamental
Peak	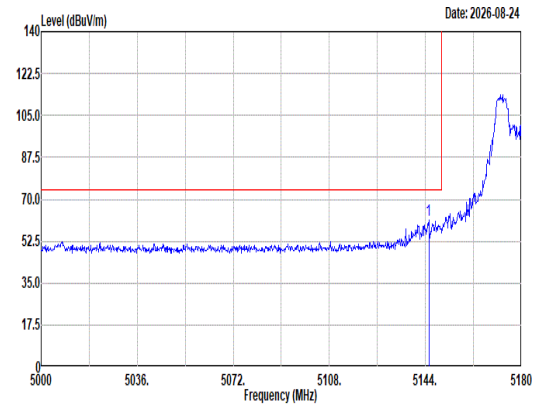 Site : 03CH22-HY Condition: PEAK_BE_74 3m DRH18-E_LE2C04A18EN_260520 VERTICAL : RBW:1000.000kHz VBW:3000.000kHz SWT:Auto Freq Level Limit Line Margin Read Level Ant Factor Cable Loss Preamp Factor Aux Factor APos TPos Remark MHz dBuV/m dBuV/m dB dBuV dB/m dB dB dB cm deg 1 5145.26 61.52 74.00 -12.48 49.65 32.70 11.98 33.80 0.99 350 225 Peak	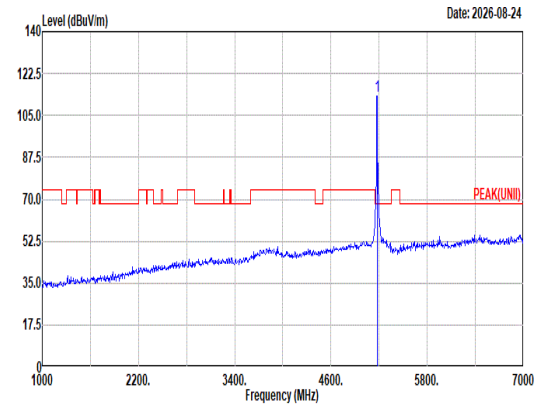 Site : 03CH22-HY Condition: PEAK(UNII) 3m DRH18-E_LE2C04A18EN_260520 VERTICAL : RBW:1000.000kHz VBW:3000.000kHz SWT:Auto Freq Level Limit Line Margin Read Level Ant Factor Cable Loss Preamp Factor Aux Factor APos TPos Remark MHz dBuV/m dBuV/m dB dBuV dB/m dB dB dB cm deg 1 5180.00 113.15 ------ ------ 101.26 32.75 12.03 33.85 0.96 350 225 Peak
Avg	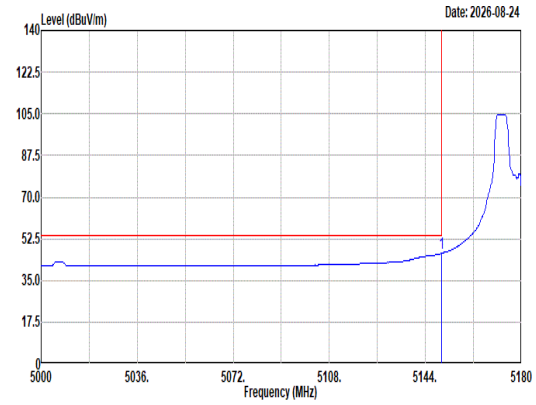 Site : 03CH22-HY Condition: AVG_BE_54 3m DRH18-E_LE2C04A18EN_260520 VERTICAL : RBW:1000.000kHz VBW:0.010kHz SWT:Auto Freq Level Limit Line Margin Read Level Ant Factor Cable Loss Preamp Factor Aux Factor APos TPos Remark MHz dBuV/m dBuV/m dB dBuV dB/m dB dB dB cm deg 1 5149.94 46.38 54.00 -7.62 34.50 32.70 11.99 33.80 0.99 350 225 Average	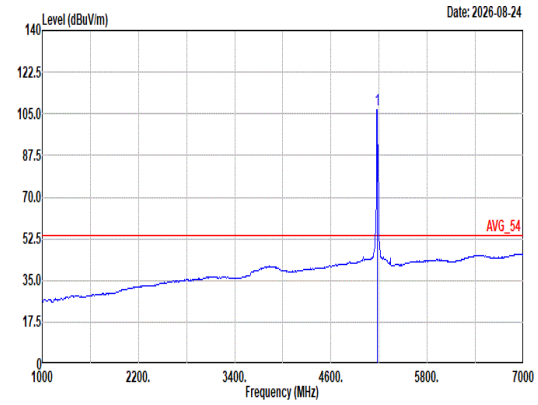 Site : 03CH22-HY Condition: AVG_54 3m DRH18-E_LE2C04A18EN_260520 VERTICAL : RBW:1000.000kHz VBW:0.010kHz SWT:Auto Freq Level Limit Line Margin Read Level Ant Factor Cable Loss Preamp Factor Aux Factor APos TPos Remark MHz dBuV/m dBuV/m dB dBuV dB/m dB dB dB cm deg 1 5180.00 106.68 ------ ------ 94.80 32.74 12.02 33.84 0.96 350 225 Average

Mode	45	
	Band Edge	
	U-NII-1_5.15-5.25_802.11ax HE20_CH36_Partial RU_106/53_5180MHz	
ANT	6	
Pol.	Horizontal	Fundamental
Peak	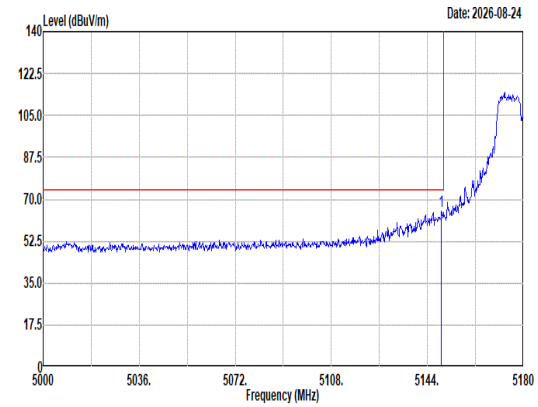 Site : 03CH22-HY Condition: PEAK_BE_74 3m DRH18-E_LE2C04A18EN_260520 HORIZONTAL : RBW:1000.000kHz VBW:3000.000kHz SWT:Auto Freq Level Limit Line Margin Read Level Ant Factor Cable Loss Preamp Factor Aux Factor APos TPos Remark MHz dBuV/m dBuV/m dB dBuV dB/m dB dB dB cm deg 1 5149.22 64.90 74.00 -9.10 53.02 32.70 11.99 33.80 0.99 105 72 Peak	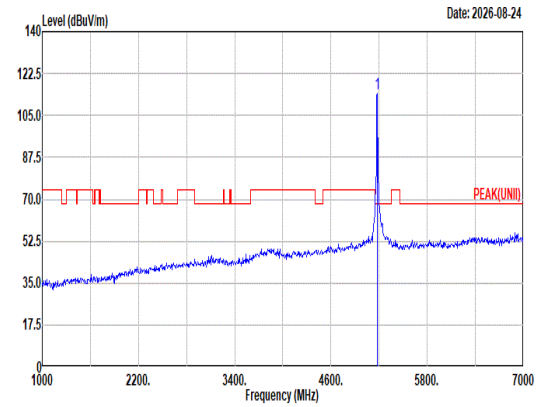 Site : 03CH22-HY Condition: PEAK(UNII) 3m DRH18-E_LE2C04A18EN_260520 HORIZONTAL : RBW:1000.000kHz VBW:3000.000kHz SWT:Auto Freq Level Limit Line Margin Read Level Ant Factor Cable Loss Preamp Factor Aux Factor APos TPos Remark MHz dBuV/m dBuV/m dB dBuV dB/m dB dB dB cm deg 1 5180.00 114.24 ------ ------ 102.35 32.75 12.03 33.85 0.96 105 72 Peak
Avg	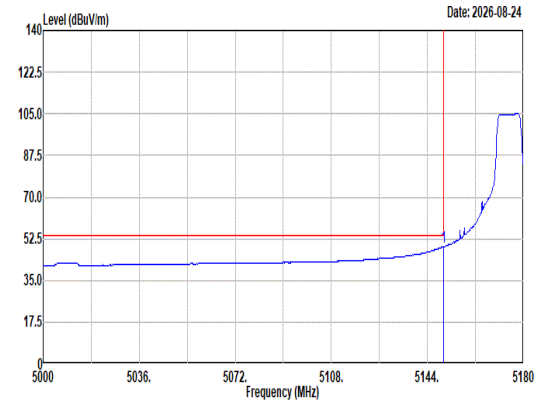 Site : 03CH22-HY Condition: AVG_BE_54 3m DRH18-E_LE2C04A18EN_260520 HORIZONTAL : RBW:1000.000kHz VBW:0.010kHz SWT:Auto Freq Level Limit Line Margin Read Level Ant Factor Cable Loss Preamp Factor Aux Factor APos TPos Remark MHz dBuV/m dBuV/m dB dBuV dB/m dB dB dB cm deg 1 5149.94 49.01 54.00 -4.99 37.13 32.70 11.99 33.80 0.99 105 72 Average	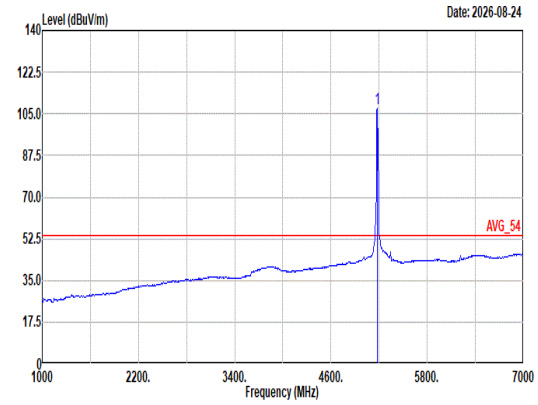 Site : 03CH22-HY Condition: AVG_54 3m DRH18-E_LE2C04A18EN_260520 HORIZONTAL : RBW:1000.000kHz VBW:0.010kHz SWT:Auto Freq Level Limit Line Margin Read Level Ant Factor Cable Loss Preamp Factor Aux Factor APos TPos Remark MHz dBuV/m dBuV/m dB dBuV dB/m dB dB dB cm deg 1 5180.00 107.05 ------ ------ 95.16 32.75 12.03 33.85 0.96 105 72 Average

Mode	45	
	Band Edge	
	U-NII-1_5.15-5.25_802.11ax HE20_CH36_Partial RU_106/53_5180MHz	
ANT	6	
Pol.	Vertical	Fundamental
Peak	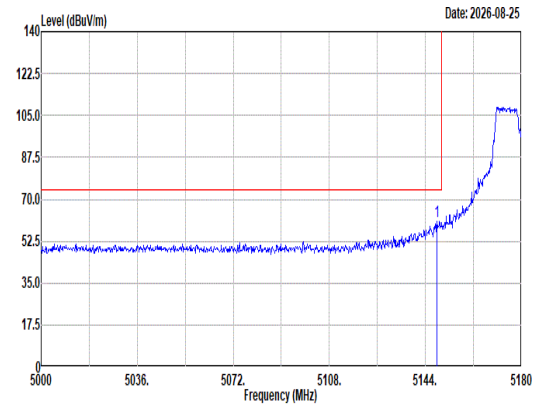 Site : 03CH22-HY Condition: PEAK_BE_74 3m DRH18-E_LE2C04A18EN_260520 VERTICAL : RBW:1000.000kHz VBW:3000.000kHz SWT:Auto Freq Level Limit Line Margin Read Level Ant Factor Cable Loss Preamp Factor Aux Factor APos TPos Remark MHz dBuV/m dBuV/m dB dBuV dB/m dB dB dB cm deg 1 5148.32 60.93 74.00 -13.07 49.06 32.70 11.98 33.80 0.99 347 224 Peak	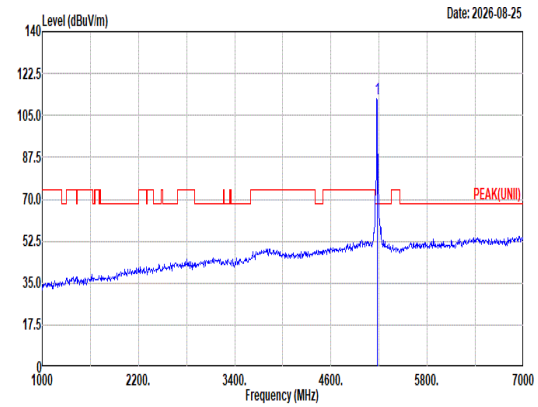 Site : 03CH22-HY Condition: PEAK(UNII) 3m DRH18-E_LE2C04A18EN_260520 VERTICAL : RBW:1000.000kHz VBW:3000.000kHz SWT:Auto Freq Level Limit Line Margin Read Level Ant Factor Cable Loss Preamp Factor Aux Factor APos TPos Remark MHz dBuV/m dBuV/m dB dBuV dB/m dB dB dB cm deg 1 5180.00 111.80 ------ ------ 99.92 32.74 12.02 33.84 0.96 347 224 Peak
Avg	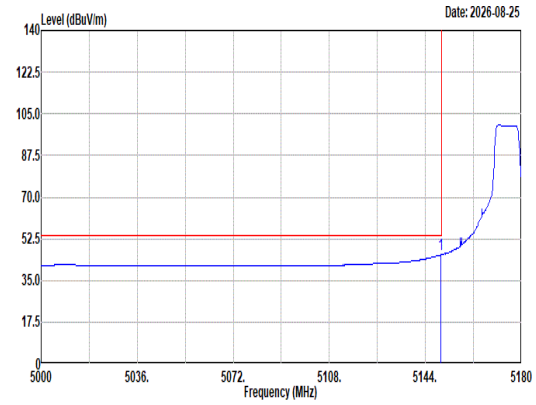 Site : 03CH22-HY Condition: AVG_BE_54 3m DRH18-E_LE2C04A18EN_260520 VERTICAL : RBW:1000.000kHz VBW:0.010kHz SWT:Auto Freq Level Limit Line Margin Read Level Ant Factor Cable Loss Preamp Factor Aux Factor APos TPos Remark MHz dBuV/m dBuV/m dB dBuV dB/m dB dB dB cm deg 1 5149.76 45.72 54.00 -8.28 33.84 32.70 11.99 33.80 0.99 347 224 Average	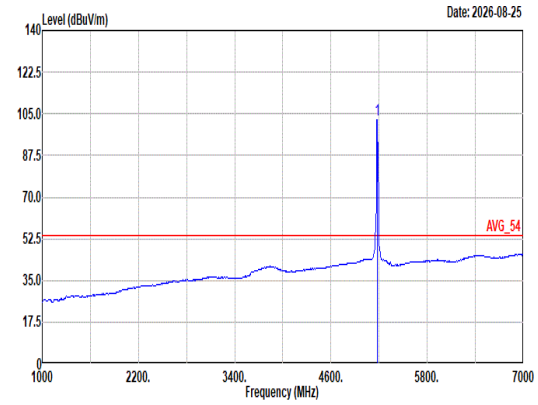 Site : 03CH22-HY Condition: AVG_54 3m DRH18-E_LE2C04A18EN_260520 VERTICAL : RBW:1000.000kHz VBW:0.010kHz SWT:Auto Freq Level Limit Line Margin Read Level Ant Factor Cable Loss Preamp Factor Aux Factor APos TPos Remark MHz dBuV/m dBuV/m dB dBuV dB/m dB dB dB cm deg 1 5180.00 102.23 ------ ------ 90.35 32.74 12.02 33.84 0.96 347 224 Average

Mode	46	
	Band Edge	
	U-NII-2A_5.15-5.25_802.11ax HE20_CH64_Partial RU_26/8_5320MHz	
ANT	6	
Pol.	Horizontal	Fundamental
Peak	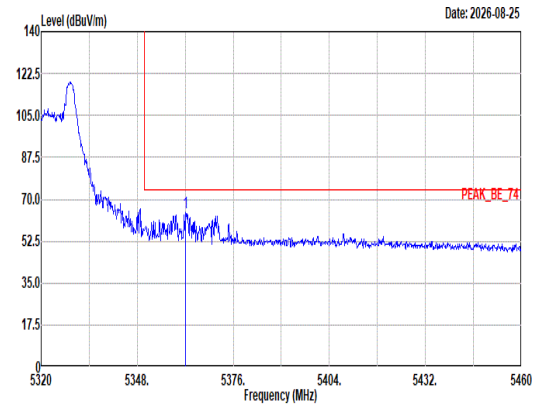 Site : 03CH22-HY Condition: PEAK_BE_74 3m DRH18-E_LE2C04A18EN_260520 HORIZONTAL : RBW:1000.000kHz VBW:3000.000kHz SWT:Auto Freq Level Limit Line Margin Read Level Ant Factor Cable Loss Preamp Factor Aux Factor APos TPos Remark MHz dBuV/m dBuV/m dB dBuV dB/m dB dB dB cm deg 1 5362.00 64.57 74.00 -9.43 53.14 32.47 12.24 34.18 0.90 100 68 Peak	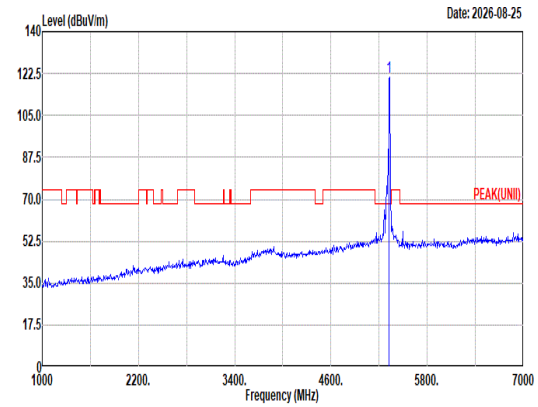 Site : 03CH22-HY Condition: PEAK(UNII) 3m DRH18-E_LE2C04A18EN_260520 HORIZONTAL : RBW:1000.000kHz VBW:3000.000kHz SWT:Auto Freq Level Limit Line Margin Read Level Ant Factor Cable Loss Preamp Factor Aux Factor APos TPos Remark MHz dBuV/m dBuV/m dB dBuV dB/m dB dB dB cm deg 1 5320.00 120.98 ------ ------ 109.52 32.47 12.21 34.12 0.90 100 68 Peak
Avg	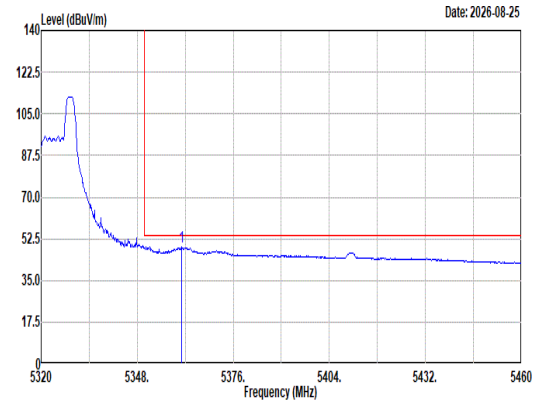 Site : 03CH22-HY Condition: AVG_BE_54 3m DRH18-E_LE2C04A18EN_260520 HORIZONTAL : RBW:1000.000kHz VBW:0.750kHz SWT:Auto Freq Level Limit Line Margin Read Level Ant Factor Cable Loss Preamp Factor Aux Factor APos TPos Remark MHz dBuV/m dBuV/m dB dBuV dB/m dB dB dB cm deg 1 5361.02 49.11 54.00 -4.89 37.68 32.47 12.24 34.18 0.90 100 68 Average	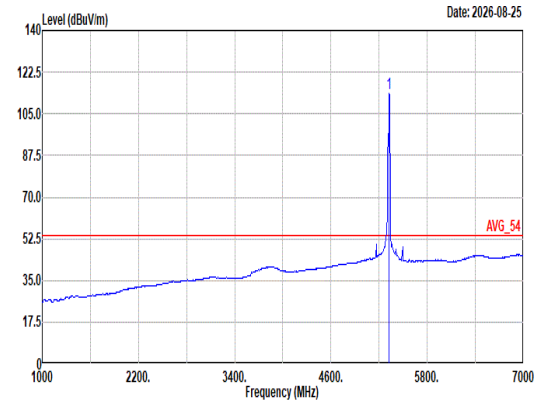 Site : 03CH22-HY Condition: AVG_54 3m DRH18-E_LE2C04A18EN_260520 HORIZONTAL : RBW:1000.000kHz VBW:0.750kHz SWT:Auto Freq Level Limit Line Margin Read Level Ant Factor Cable Loss Preamp Factor Aux Factor APos TPos Remark MHz dBuV/m dBuV/m dB dBuV dB/m dB dB dB cm deg 1 5320.00 113.73 ------ ------ 102.24 32.50 12.20 34.11 0.90 100 68 Average

Mode	46	
	Band Edge	
	U-NII-2A_5.15-5.25_802.11ax HE20_CH64_Partial RU_26/8_5320MHz	
ANT	6	
Pol.	Vertical	Fundamental
Peak	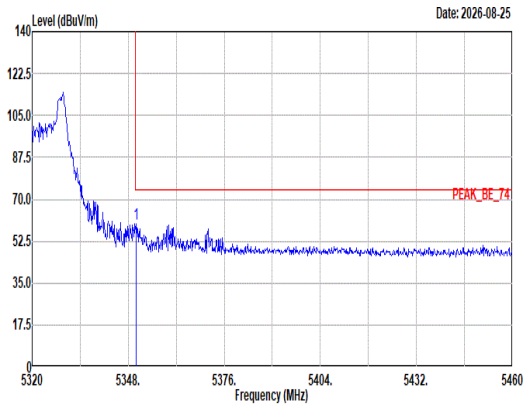 Site : 03CH22-HY Condition: PEAK_BE_74 3m DRH18-E_LE2C04A18EN_260520 VERTICAL : RBW:1000.000kHz VBW:3000.000kHz SWT:Auto Freq Level Limit Line Margin Read Level Ant Factor Cable Loss Preamp Factor Aux Factor APos TPos Remark MHz dBuV/m dBuV/m dB dBuV dB/m dB dB dB cm deg 1 5350.38 59.50 74.00 -14.50 48.13 32.40 12.23 34.16 0.90 400 208 Peak	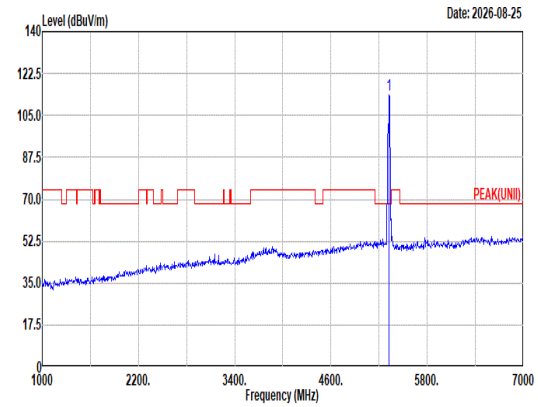 Site : 03CH22-HY Condition: PEAK(UNII) 3m DRH18-E_LE2C04A18EN_260520 VERTICAL : RBW:1000.000kHz VBW:3000.000kHz SWT:Auto Freq Level Limit Line Margin Read Level Ant Factor Cable Loss Preamp Factor Aux Factor APos TPos Remark MHz dBuV/m dBuV/m dB dBuV dB/m dB dB dB cm deg 1 5320.00 113.36 ------ ------ 101.87 32.50 12.20 34.11 0.90 400 208 Peak
Avg	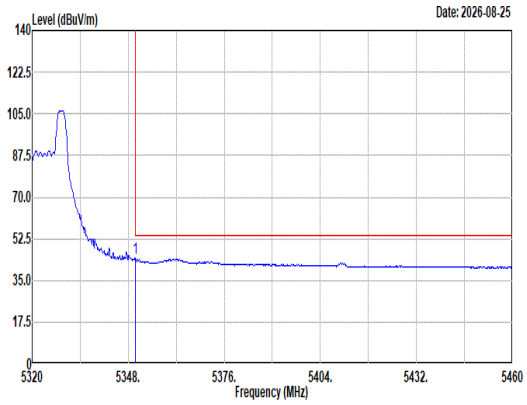 Site : 03CH22-HY Condition: AVG_BE_54 3m DRH18-E_LE2C04A18EN_260520 VERTICAL : RBW:1000.000kHz VBW:0.750kHz SWT:Auto Freq Level Limit Line Margin Read Level Ant Factor Cable Loss Preamp Factor Aux Factor APos TPos Remark MHz dBuV/m dBuV/m dB dBuV dB/m dB dB dB cm deg 1 5350.10 44.16 54.00 -9.84 32.79 32.40 12.23 34.16 0.90 400 208 Average	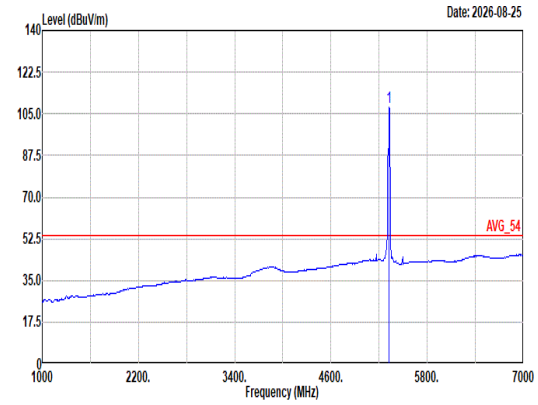 Site : 03CH22-HY Condition: AVG_54 3m DRH18-E_LE2C04A18EN_260520 VERTICAL : RBW:1000.000kHz VBW:0.750kHz SWT:Auto Freq Level Limit Line Margin Read Level Ant Factor Cable Loss Preamp Factor Aux Factor APos TPos Remark MHz dBuV/m dBuV/m dB dBuV dB/m dB dB dB cm deg 1 5320.00 107.73 ------ ------ 96.24 32.50 12.20 34.11 0.90 400 208 Average

Mode	47	
	Band Edge	
	U-NII-2A_5.15-5.25_802.11ax HE20_CH64_Partial RU_52/40_5320MHz	
ANT	6	
Pol.	Horizontal	Fundamental
Peak	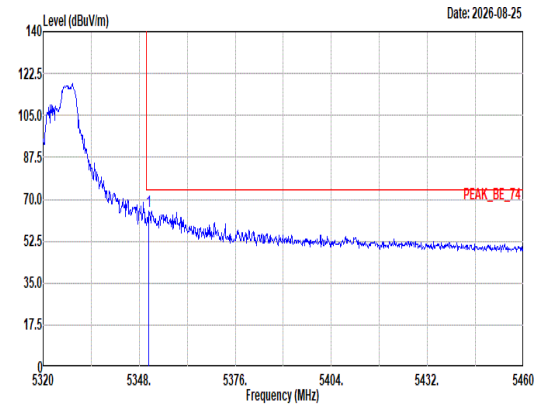 Site : 03CH22-HY Condition: PEAK_BE_74 3m DRH18-E_LE2C04A18EN_260520 HORIZONTAL : RBW:1000.000kHz VBW:3000.000kHz SWT:Auto 1 5350.66 64.98 74.00 -9.02 53.61 32.40 12.23 34.16 0.90 100 67 Peak	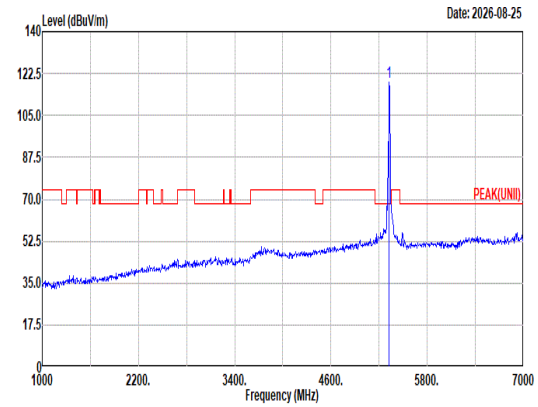 Site : 03CH22-HY Condition: PEAK(UNII) 3m DRH18-E_LE2C04A18EN_260520 HORIZONTAL : RBW:1000.000kHz VBW:3000.000kHz SWT:Auto 1 5320.00 118.69 ------ ------ 107.20 32.50 12.20 34.11 0.90 100 67 Peak
Avg	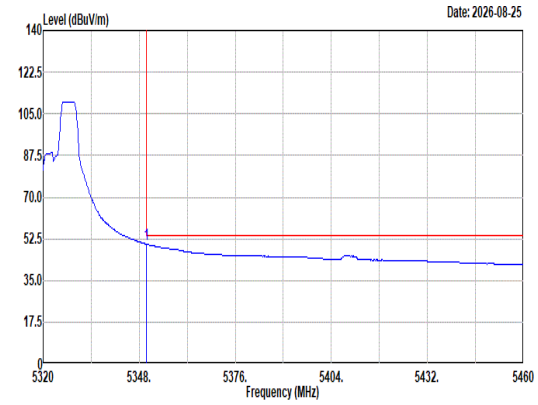 Site : 03CH22-HY Condition: AVG_BE_54 3m DRH18-E_LE2C04A18EN_260520 HORIZONTAL : RBW:1000.000kHz VBW:0.010kHz SWT:Auto 1 5350.10 50.28 54.00 -3.72 38.91 32.40 12.23 34.16 0.90 100 67 Average	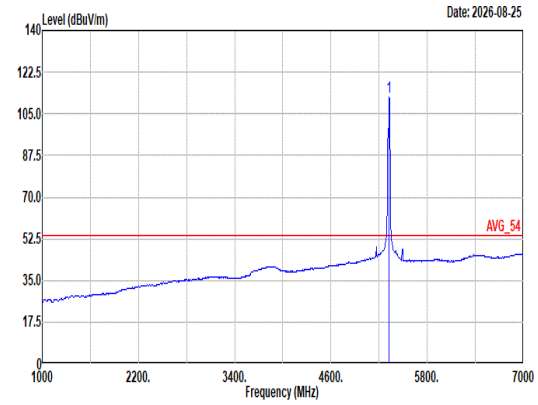 Site : 03CH22-HY Condition: AVG_54 3m DRH18-E_LE2C04A18EN_260520 HORIZONTAL : RBW:1000.000kHz VBW:0.010kHz SWT:Auto 1 5320.00 112.10 ------ ------ 100.61 32.50 12.20 34.11 0.90 100 67 Average

Mode	47	
	Band Edge	
	U-NII-2A_5.15-5.25_802.11ax HE20_CH64_Partial RU_52/40_5320MHz	
ANT	6	
Pol.	Vertical	Fundamental
Peak	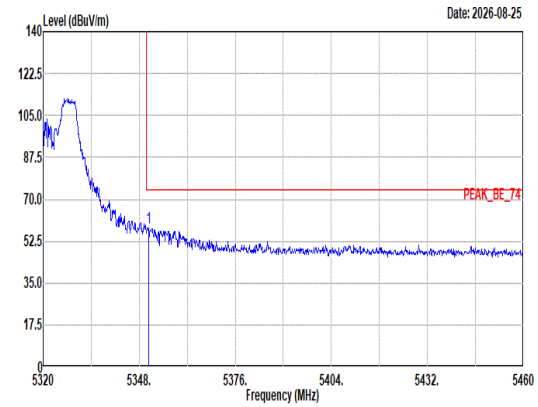 Site : 03CH22-HY Condition: PEAK_BE_74 3m DRH18-E_LE2C04A18EN_260520 VERTICAL : RBW:1000.000kHz VBW:3000.000kHz SWT:Auto Freq Level Limit Line Margin Read Level Ant Factor Cable Loss Preamp Factor Aux Factor APos TPos Remark MHz dBuV/m dBuV/m dB dBuV dB/m dB dB dB cm deg 1 5350.80 58.15 74.00 -15.85 46.78 32.40 12.23 34.16 0.90 400 206 Peak	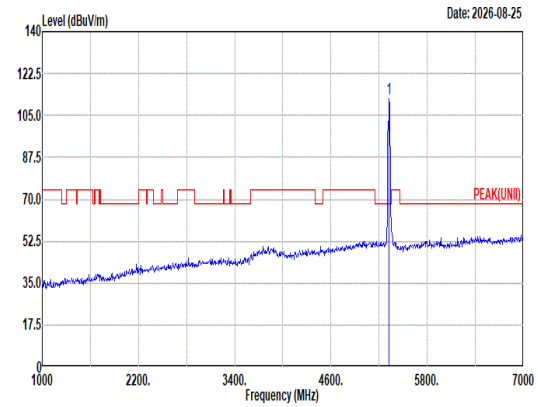 Site : 03CH22-HY Condition: PEAK(UNII) 3m DRH18-E_LE2C04A18EN_260520 VERTICAL : RBW:1000.000kHz VBW:3000.000kHz SWT:Auto Freq Level Limit Line Margin Read Level Ant Factor Cable Loss Preamp Factor Aux Factor APos TPos Remark MHz dBuV/m dBuV/m dB dBuV dB/m dB dB dB cm deg 1 5320.00 111.78 ------ ------ 100.29 32.50 12.20 34.11 0.90 400 206 Peak
Avg	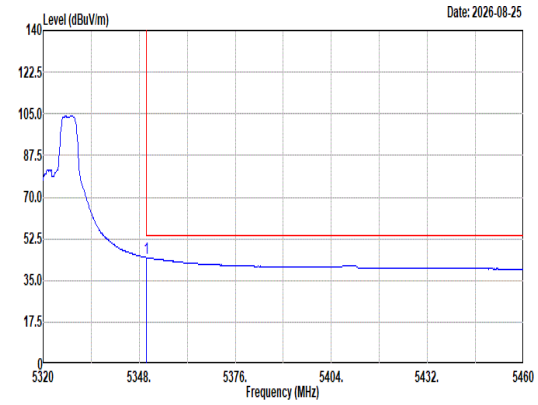 Site : 03CH22-HY Condition: AVG_BE_54 3m DRH18-E_LE2C04A18EN_260520 VERTICAL : RBW:1000.000kHz VBW:0.010kHz SWT:Auto Freq Level Limit Line Margin Read Level Ant Factor Cable Loss Preamp Factor Aux Factor APos TPos Remark MHz dBuV/m dBuV/m dB dBuV dB/m dB dB dB cm deg 1 5350.10 44.58 54.00 -9.42 33.21 32.40 12.23 34.16 0.90 400 206 Average	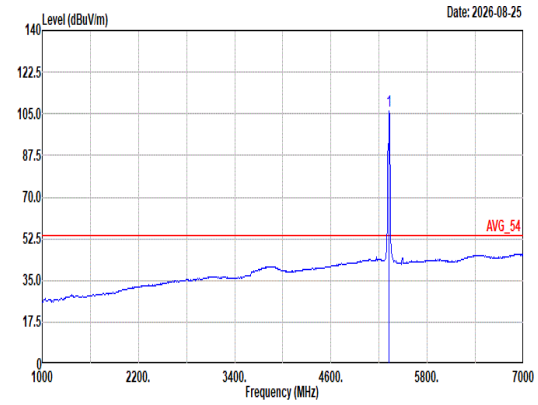 Site : 03CH22-HY Condition: AVG_54 3m DRH18-E_LE2C04A18EN_260520 VERTICAL : RBW:1000.000kHz VBW:0.010kHz SWT:Auto Freq Level Limit Line Margin Read Level Ant Factor Cable Loss Preamp Factor Aux Factor APos TPos Remark MHz dBuV/m dBuV/m dB dBuV dB/m dB dB dB cm deg 1 5320.00 105.93 ------ ------ 94.44 32.50 12.20 34.11 0.90 400 206 Average

Mode	48	
	Band Edge	
	U-NII-2A_5.15-5.25_802.11ax HE20_CH64_Partial RU_106/54_5320MHz	
ANT	6	
Pol.	Horizontal	Fundamental
Peak	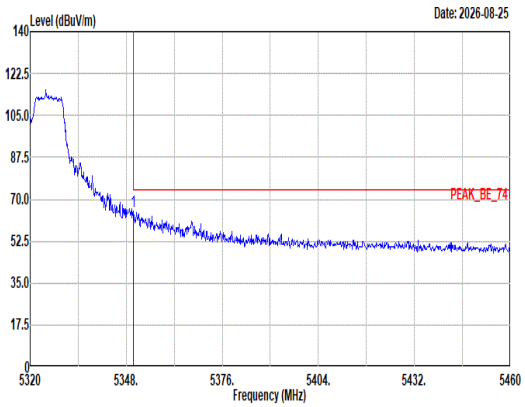 Site : 03CH22-HY Condition: PEAK_BE_74 3m DRH18-E_LE2C04A18EN_260520 HORIZONTAL : RBW:1000.000kHz VBW:3000.000kHz SWT:Auto 1 5350.10 64.76 74.00 -9.24 53.39 32.40 12.23 34.16 0.90 100 71 Peak	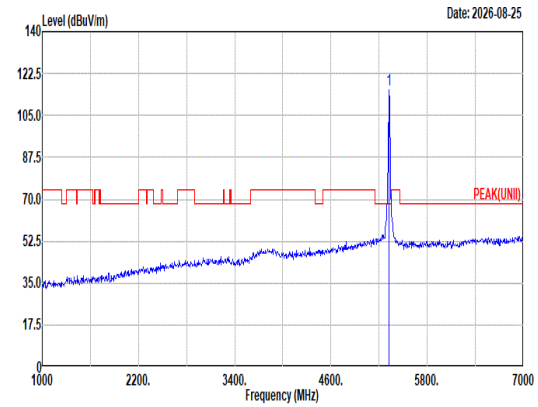 Site : 03CH22-HY Condition: PEAK(UNII) 3m DRH18-E_LE2C04A18EN_260520 HORIZONTAL : RBW:1000.000kHz VBW:3000.000kHz SWT:Auto 1 5320.00 115.53 ------ ------ 104.00 32.52 12.20 34.10 0.91 100 71 Peak
Avg	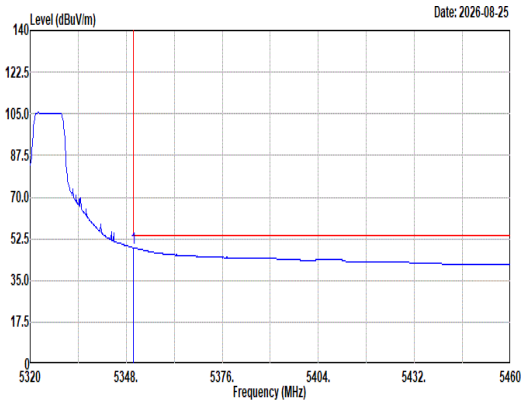 Site : 03CH22-HY Condition: AVG_BE_54 3m DRH18-E_LE2C04A18EN_260520 HORIZONTAL : RBW:1000.000kHz VBW:0.010kHz SWT:Auto 1 5350.10 48.84 54.00 -5.16 37.47 32.40 12.23 34.16 0.90 100 71 Average	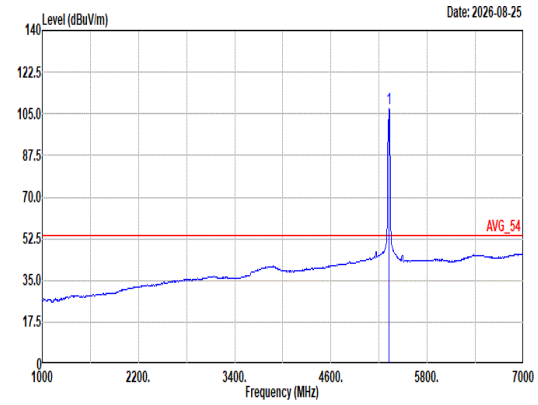 Site : 03CH22-HY Condition: AVG_54 3m DRH18-E_LE2C04A18EN_260520 HORIZONTAL : RBW:1000.000kHz VBW:0.010kHz SWT:Auto 1 5320.00 107.37 ------ ------ 95.84 32.52 12.20 34.10 0.91 100 71 Average

Mode	48	
	Band Edge	
	U-NII-2A_5.15-5.25_802.11ax HE20_CH64_Partial RU_106/54_5320MHz	
ANT	6	
Pol.	Vertical	Fundamental
Peak	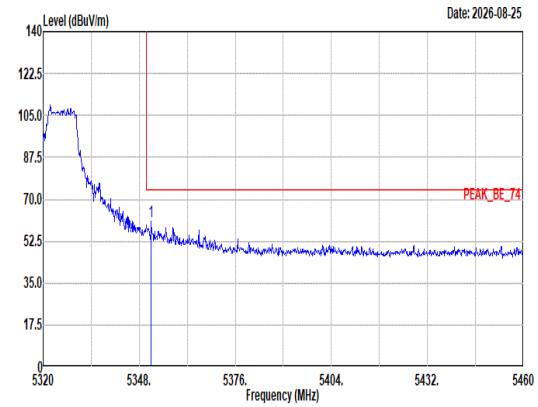 Site : 03CH22-HY Condition: PEAK_BE_74 3m DRH18-E_LE2C04A18EN_260520 VERTICAL : RBW:1000.000kHz VBW:3000.000kHz SWT:Auto 1 5351.50 60.61 74.00 -13.39 49.23 32.41 12.23 34.16 0.90 400 208 Peak	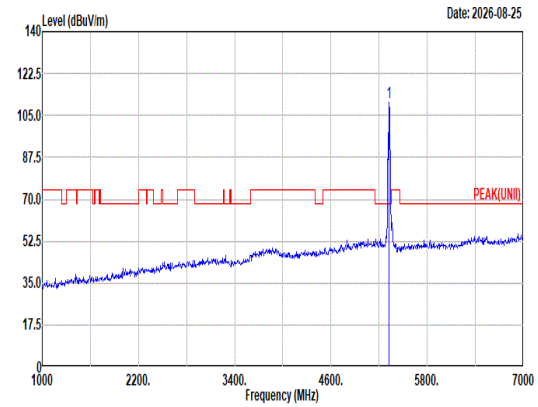 Site : 03CH22-HY Condition: PEAK(UNII) 3m DRH18-E_LE2C04A18EN_260520 VERTICAL : RBW:1000.000kHz VBW:3000.000kHz SWT:Auto 1 5320.00 110.24 ------ ------ 98.75 32.50 12.20 34.11 0.90 400 208 Peak
Avg	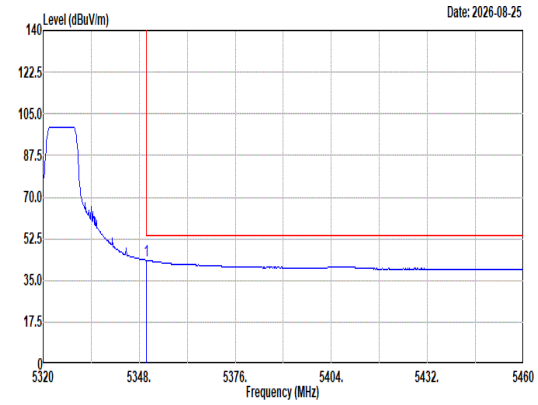 Site : 03CH22-HY Condition: AVG_BE_54 3m DRH18-E_LE2C04A18EN_260520 VERTICAL : RBW:1000.000kHz VBW:0.010kHz SWT:Auto 1 5350.10 43.49 54.00 -10.51 32.12 32.40 12.23 34.16 0.90 400 208 Average	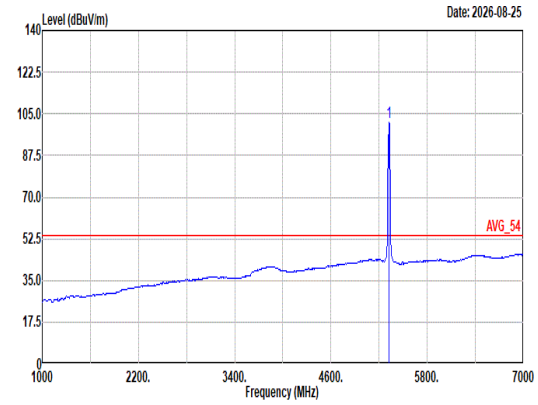 Site : 03CH22-HY Condition: AVG_54 3m DRH18-E_LE2C04A18EN_260520 VERTICAL : RBW:1000.000kHz VBW:0.010kHz SWT:Auto 1 5320.00 101.41 ------ ------ 89.92 32.50 12.20 34.11 0.90 400 208 Average

Mode	49	
	Band Edge	
	U-NII-2C_5.25-5.35_802.11ax HE20_CH100_Partial RU_26/0_5500MHz	
ANT	6	
Pol.	Horizontal	Fundamental
Peak	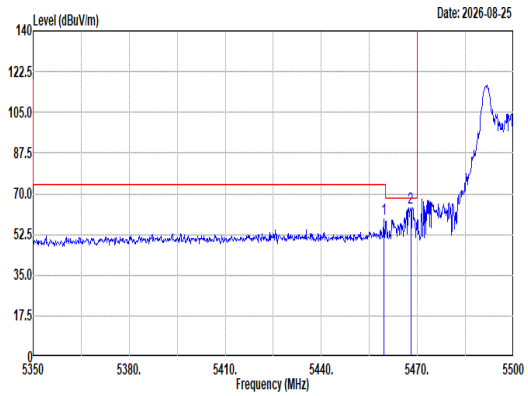 Site : 03CH22-HY Condition: PEAK_BE(UNII)_B3 3m DRH18-E_LE2C04A18EN_260520 HORIZONTAL : RBW:1000.000kHz VBW:3000.000kHz SWT:Auto Freq Level Limit Line Margin Read Level Ant Factor Cable Loss Preamp Factor Aux Factor APos TPos Remark MHz dBuV/m dBuV/m dB dBuV dB/m dB dB dB cm deg 1 5459.50 59.02 74.00 -14.98 47.47 32.70 12.32 34.35 0.88 100 77 Peak 2 5467.90 63.99 68.20 -4.21 52.44 32.70 12.33 34.36 0.88 100 77 Peak	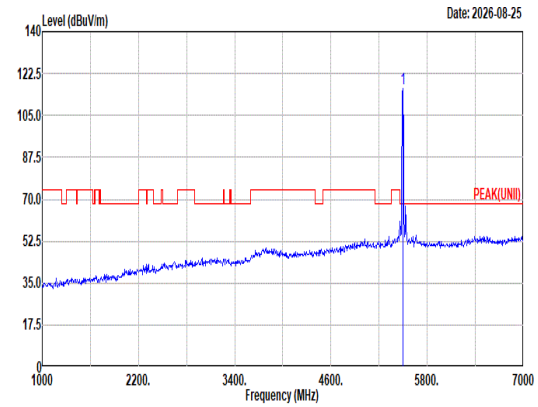 Site : 03CH22-HY Condition: PEAK(UNII) 3m DRH18-E_LE2C04A18EN_260520 HORIZONTAL : RBW:1000.000kHz VBW:3000.000kHz SWT:Auto Freq Level Limit Line Margin Read Level Ant Factor Cable Loss Preamp Factor Aux Factor APos TPos Remark MHz dBuV/m dBuV/m dB dBuV dB/m dB dB dB cm deg 1 5500.00 116.15 ------ ------ 104.64 32.70 12.35 34.41 0.87 100 77 Peak
Avg	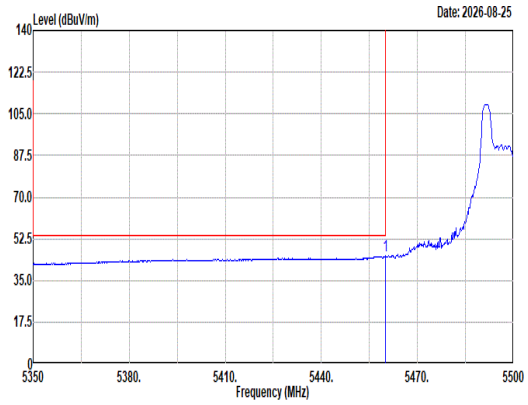 Site : 03CH22-HY Condition: AVG_BE(UNII)_B3 3m DRH18-E_LE2C04A18EN_260520 HORIZONTAL : RBW:1000.000kHz VBW:0.750kHz SWT:Auto Freq Level Limit Line Margin Read Level Ant Factor Cable Loss Preamp Factor Aux Factor APos TPos Remark MHz dBuV/m dBuV/m dB dBuV dB/m dB dB dB cm deg 1 5459.95 45.25 54.00 -8.75 33.70 32.70 12.32 34.35 0.88 100 77 Average	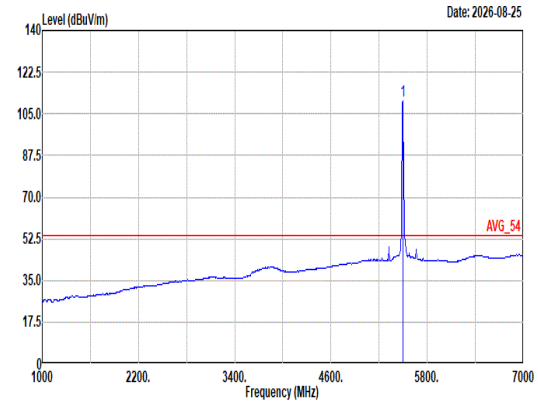 Site : 03CH22-HY Condition: AVG_54 3m DRH18-E_LE2C04A18EN_260520 HORIZONTAL : RBW:1000.000kHz VBW:0.750kHz SWT:Auto Freq Level Limit Line Margin Read Level Ant Factor Cable Loss Preamp Factor Aux Factor APos TPos Remark MHz dBuV/m dBuV/m dB dBuV dB/m dB dB dB cm deg 1 5500.00 110.35 ------ ------ 98.84 32.70 12.35 34.41 0.87 100 77 Average

Mode	49	
	Band Edge	
	U-NII-2C_5.25-5.35_802.11ax HE20_CH100_Partial RU_26/0_5500MHz	
ANT	6	
Pol.	Vertical	Fundamental
Peak	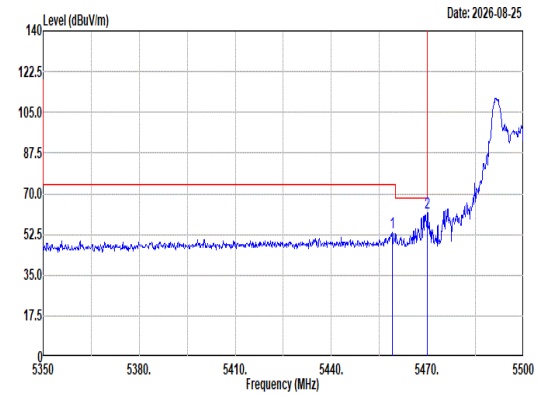 Site : 03CH22-HY Condition: PEAK_BE(UNII)_B3 3m DRH18-E_LE2C04A18EN_260520 VERTICAL : RBW:1000.000kHz VBW:3000.000kHz SWT:Auto Freq Level Limit Line Margin Read Level Ant Factor Cable Loss Preamp Factor Aux Factor APos TPos Remark MHz dBuV/m dBuV/m dB dBuV dB/m dB dB dB cm deg 1 5459.05 53.18 74.00 -20.82 41.63 32.70 12.32 34.35 0.88 385 212 Peak 2 5470.00 61.69 68.20 -6.51 50.15 32.70 12.33 34.37 0.88 385 212 Peak	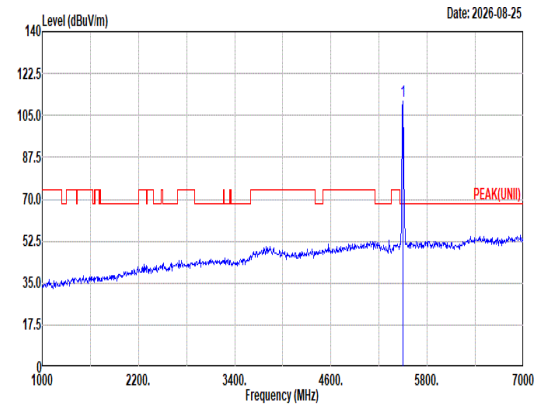 Site : 03CH22-HY Condition: PEAK(UNII) 3m DRH18-E_LE2C04A18EN_260520 VERTICAL : RBW:1000.000kHz VBW:3000.000kHz SWT:Auto Freq Level Limit Line Margin Read Level Ant Factor Cable Loss Preamp Factor Aux Factor APos TPos Remark MHz dBuV/m dBuV/m dB dBuV dB/m dB dB dB cm deg 1 5500.00 111.20 ------ ------ 99.69 32.70 12.35 34.41 0.87 385 212 Peak
Avg	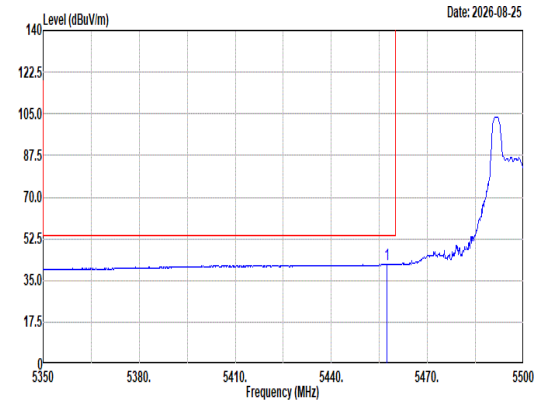 Site : 03CH22-HY Condition: AVG_BE(UNII)_B3 3m DRH18-E_LE2C04A18EN_260520 VERTICAL : RBW:1000.000kHz VBW:0.750kHz SWT:Auto Freq Level Limit Line Margin Read Level Ant Factor Cable Loss Preamp Factor Aux Factor APos TPos Remark MHz dBuV/m dBuV/m dB dBuV dB/m dB dB dB cm deg 1 5457.40 41.96 54.00 -12.04 30.41 32.70 12.32 34.35 0.88 385 212 Average	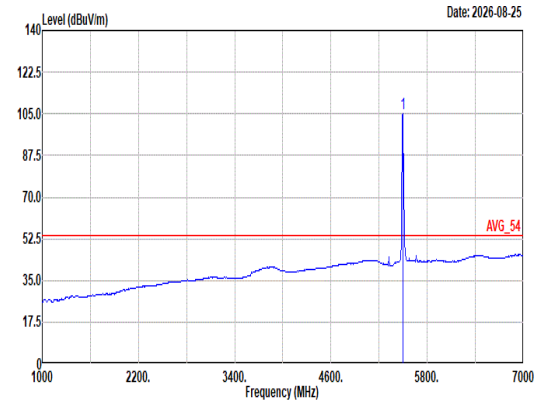 Site : 03CH22-HY Condition: AVG_54 3m DRH18-E_LE2C04A18EN_260520 VERTICAL : RBW:1000.000kHz VBW:0.750kHz SWT:Auto Freq Level Limit Line Margin Read Level Ant Factor Cable Loss Preamp Factor Aux Factor APos TPos Remark MHz dBuV/m dBuV/m dB dBuV dB/m dB dB dB cm deg 1 5500.00 105.24 ------ ------ 93.73 32.70 12.35 34.41 0.87 385 212 Average

Mode	50	
	Band Edge	
	U-NII-2C_5.25-5.35_802.11ax HE20_CH100_Partial RU_52/37_5500MHz	
ANT	6	
Pol.	Horizontal	Fundamental
Peak	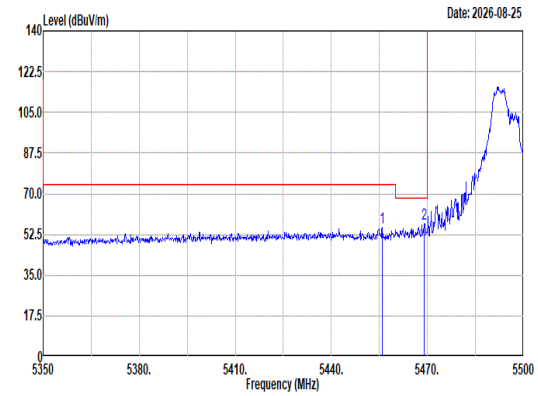 Site : 03CH22-HY Condition: PEAK_BE(UNII)_B3 3m DRH18-E_LE2C04A18EN_260520 HORIZONTAL : RBW:1000.000kHz VBW:3000.000kHz SWT:Auto Freq Level Limit Line Margin Read Level Ant Factor Cable Loss Preamp Factor Aux Factor APos TPos Remark MHz dBuV/m dBuV/m dB dBuV dB/m dB dB dB cm deg 1 5455.90 55.38 74.00 -18.62 43.82 32.70 12.32 34.34 0.88 100 55 Peak 2 5469.10 57.01 68.20 -11.19 45.47 32.70 12.33 34.37 0.88 100 55 Peak	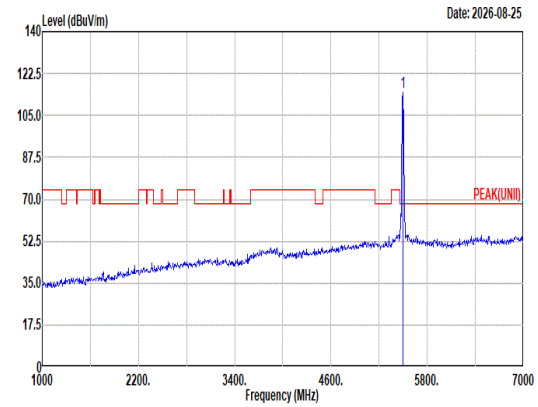 Site : 03CH22-HY Condition: PEAK(UNII) 3m DRH18-E_LE2C04A18EN_260520 HORIZONTAL : RBW:1000.000kHz VBW:3000.000kHz SWT:Auto Freq Level Limit Line Margin Read Level Ant Factor Cable Loss Preamp Factor Aux Factor APos TPos Remark MHz dBuV/m dBuV/m dB dBuV dB/m dB dB dB cm deg 1 5500.00 114.87 ------ ------ 103.36 32.70 12.35 34.41 0.87 100 55 Peak
Avg	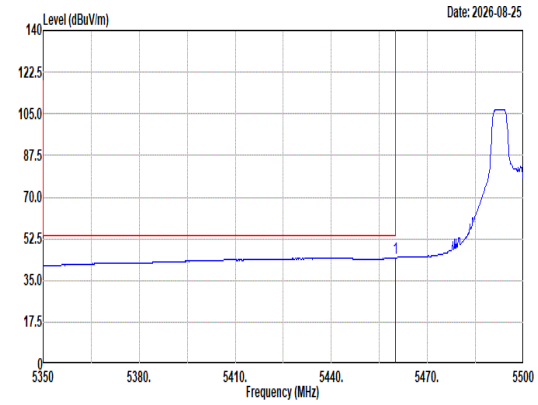 Site : 03CH22-HY Condition: AVG_BE(UNII)_B3 3m DRH18-E_LE2C04A18EN_260520 HORIZONTAL : RBW:1000.000kHz VBW:0.010kHz SWT:Auto Freq Level Limit Line Margin Read Level Ant Factor Cable Loss Preamp Factor Aux Factor APos TPos Remark MHz dBuV/m dBuV/m dB dBuV dB/m dB dB dB cm deg 1 5459.95 44.57 54.00 -9.43 33.02 32.70 12.32 34.35 0.88 100 55 Average	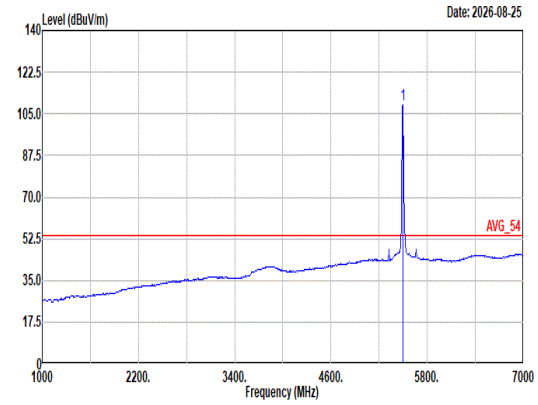 Site : 03CH22-HY Condition: AVG_54 3m DRH18-E_LE2C04A18EN_260520 HORIZONTAL : RBW:1000.000kHz VBW:0.010kHz SWT:Auto Freq Level Limit Line Margin Read Level Ant Factor Cable Loss Preamp Factor Aux Factor APos TPos Remark MHz dBuV/m dBuV/m dB dBuV dB/m dB dB dB cm deg 1 5500.00 108.58 ------ ------ 97.07 32.70 12.35 34.41 0.87 100 55 Average

Mode	50	
	Band Edge	
	U-NII-2C_5.25-5.35_802.11ax HE20_CH100_Partial RU_52/37_5500MHz	
ANT	6	
Pol.	Vertical	Fundamental
Peak	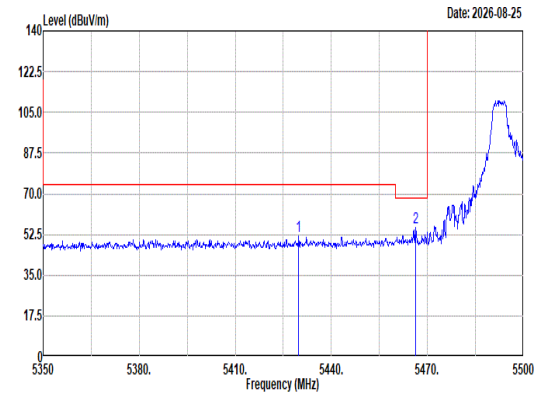 Site : 03CH22-HY Condition: PEAK_BE(UNII)_B3 3m DRH18-E_LE2C04A18EN_260520 VERTICAL : RBW:1000.000kHz VBW:3000.000kHz SWT:Auto Freq Level Limit Line Margin Read Level Ant Factor Cable Loss Preamp Factor Aux Factor APos TPos Remark MHz dBuV/m dBuV/m dB dBuV dB/m dB dB dB cm deg 1 5429.80 51.69 74.00 -22.31 40.11 32.70 12.30 34.30 0.88 396 208 Peak 2 5466.25 55.58 68.20 -12.62 44.03 32.70 12.33 34.36 0.88 396 208 Peak	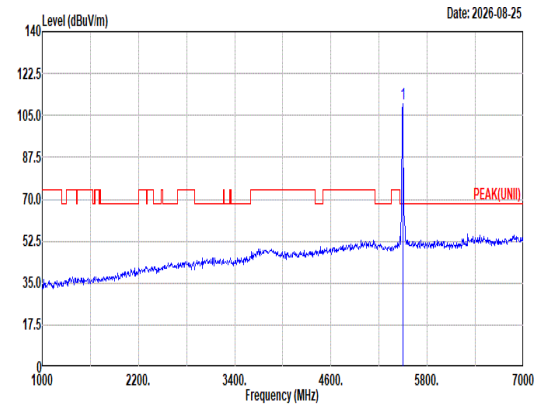 Site : 03CH22-HY Condition: PEAK(UNII) 3m DRH18-E_LE2C04A18EN_260520 VERTICAL : RBW:1000.000kHz VBW:3000.000kHz SWT:Auto Freq Level Limit Line Margin Read Level Ant Factor Cable Loss Preamp Factor Aux Factor APos TPos Remark MHz dBuV/m dBuV/m dB dBuV dB/m dB dB dB cm deg 1 5500.00 109.83 ------ ------ 98.32 32.70 12.35 34.41 0.87 396 208 Peak
Avg	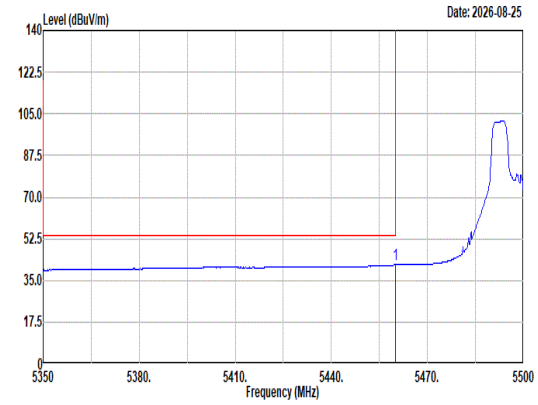 Site : 03CH22-HY Condition: AVG_BE(UNII)_B3 3m DRH18-E_LE2C04A18EN_260520 VERTICAL : RBW:1000.000kHz VBW:0.010kHz SWT:Auto Freq Level Limit Line Margin Read Level Ant Factor Cable Loss Preamp Factor Aux Factor APos TPos Remark MHz dBuV/m dBuV/m dB dBuV dB/m dB dB dB cm deg 1 5459.95 41.57 54.00 -12.43 30.02 32.70 12.32 34.35 0.88 396 208 Average	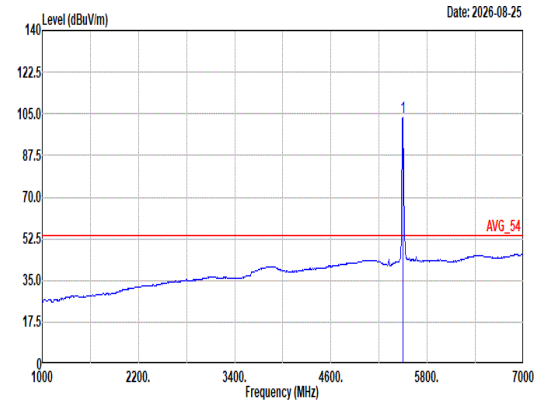 Site : 03CH22-HY Condition: AVG_54 3m DRH18-E_LE2C04A18EN_260520 VERTICAL : RBW:1000.000kHz VBW:0.010kHz SWT:Auto Freq Level Limit Line Margin Read Level Ant Factor Cable Loss Preamp Factor Aux Factor APos TPos Remark MHz dBuV/m dBuV/m dB dBuV dB/m dB dB dB cm deg 1 5500.00 103.72 ------ ------ 92.21 32.70 12.35 34.41 0.87 396 208 Average

Mode	51	
	Band Edge	
	U-NII-2C_5.25-5.35_802.11ax HE20_CH100_Partial RU_106/53_5500MHz	
ANT	6	
Pol.	Horizontal	Fundamental
Peak	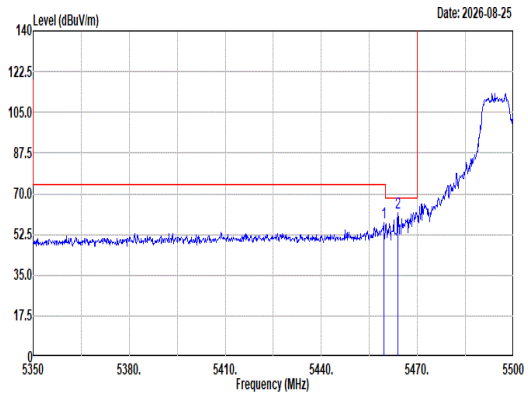 Site : 03CH22-HY Condition: PEAK_BE(UNII)_B3 3m DRH18-E_LE2C04A18EN_260520 HORIZONTAL : RBW:1000.000kHz VBW:3000.000kHz SWT:Auto Freq Level Limit Line Margin Read Level Ant Factor Cable Loss Preamp Factor Aux Factor APos TPos Remark MHz dBuV/m dBuV/m dB dBuV dB/m dB dB dB cm deg 1 5459.50 57.65 74.00 -16.35 46.10 32.70 12.32 34.35 0.88 107 64 Peak 2 5464.00 61.85 68.20 -6.35 50.31 32.70 12.32 34.36 0.88 107 64 Peak	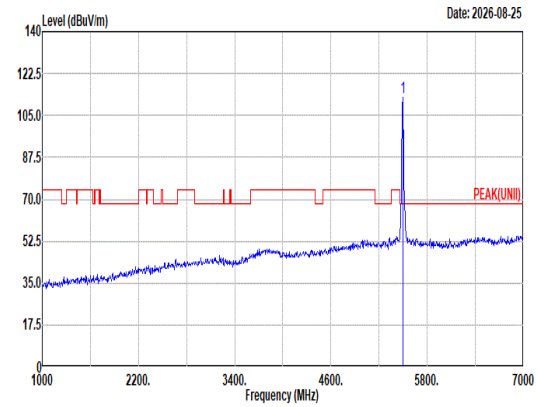 Site : 03CH22-HY Condition: PEAK(UNII) 3m DRH18-E_LE2C04A18EN_260520 HORIZONTAL : RBW:1000.000kHz VBW:3000.000kHz SWT:Auto Freq Level Limit Line Margin Read Level Ant Factor Cable Loss Preamp Factor Aux Factor APos TPos Remark MHz dBuV/m dBuV/m dB dBuV dB/m dB dB dB cm deg 1 5500.00 112.65 ------ ------ 101.14 32.70 12.35 34.41 0.87 107 64 Peak
Avg	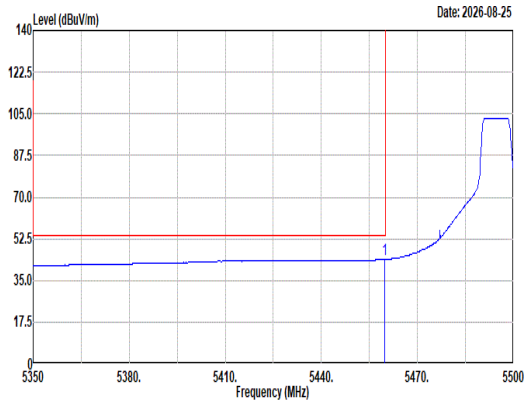 Site : 03CH22-HY Condition: AVG_BE(UNII)_B3 3m DRH18-E_LE2C04A18EN_260520 HORIZONTAL : RBW:1000.000kHz VBW:0.010kHz SWT:Auto Freq Level Limit Line Margin Read Level Ant Factor Cable Loss Preamp Factor Aux Factor APos TPos Remark MHz dBuV/m dBuV/m dB dBuV dB/m dB dB dB cm deg 1 5459.80 43.89 54.00 -10.11 32.34 32.70 12.32 34.35 0.88 107 64 Average	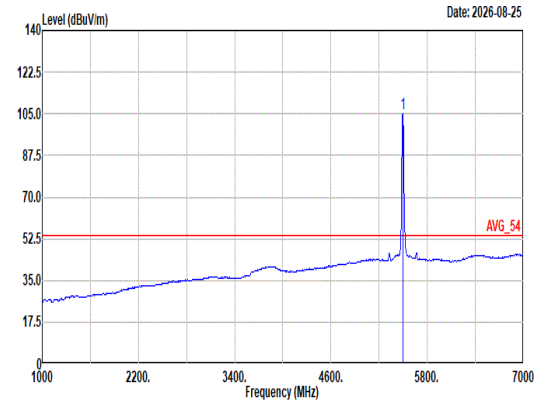 Site : 03CH22-HY Condition: AVG_54 3m DRH18-E_LE2C04A18EN_260520 HORIZONTAL : RBW:1000.000kHz VBW:0.010kHz SWT:Auto Freq Level Limit Line Margin Read Level Ant Factor Cable Loss Preamp Factor Aux Factor APos TPos Remark MHz dBuV/m dBuV/m dB dBuV dB/m dB dB dB cm deg 1 5500.00 105.25 ------ ------ 93.74 32.70 12.35 34.41 0.87 107 64 Average

Mode	51	
	Band Edge	
	U-NII-2C_5.25-5.35_802.11ax HE20_CH100_Partial RU_106/53_5500MHz	
ANT	6	
Pol.	Vertical	Fundamental
Peak	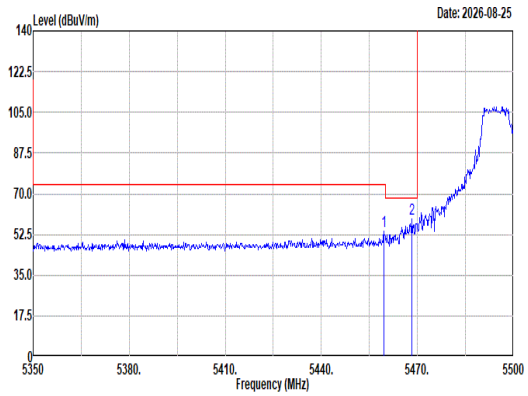 Site : 03CH22-HY Condition: PEAK_BE(UNII)_B3 3m DRH18-E_LE2C04A18EN_260520 VERTICAL : RBW:1000.000kHz VBW:3000.000kHz SWT:Auto Freq Level Limit Line Margin Read Level Ant Factor Cable Loss Preamp Factor Aux Factor APos TPos Remark MHz dBuV/m dBuV/m dB dBuV dB/m dB dB dB cm deg 1 5459.50 54.04 74.00 -19.96 42.49 32.70 12.32 34.35 0.88 325 230 Peak 2 5468.35 59.32 68.20 -8.88 47.77 32.70 12.33 34.36 0.88 325 230 Peak	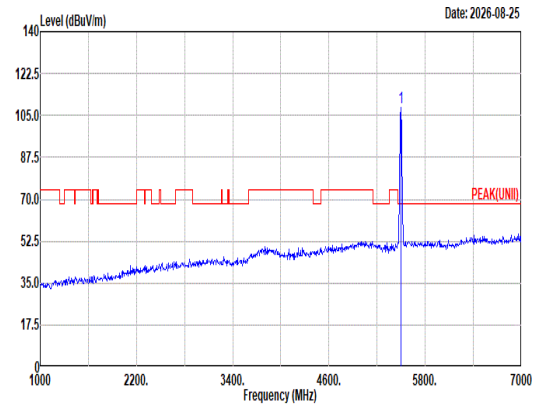 Site : 03CH22-HY Condition: PEAK(UNII) 3m DRH18-E_LE2C04A18EN_260520 VERTICAL : RBW:1000.000kHz VBW:3000.000kHz SWT:Auto Freq Level Limit Line Margin Read Level Ant Factor Cable Loss Preamp Factor Aux Factor APos TPos Remark MHz dBuV/m dBuV/m dB dBuV dB/m dB dB dB cm deg 1 5500.00 108.20 ------ ------ 96.69 32.70 12.35 34.41 0.87 325 230 Peak
Avg	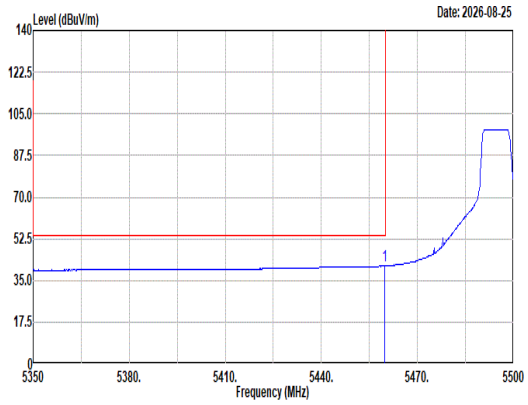 Site : 03CH22-HY Condition: AVG_BE(UNII)_B3 3m DRH18-E_LE2C04A18EN_260520 VERTICAL : RBW:1000.000kHz VBW:0.010kHz SWT:Auto Freq Level Limit Line Margin Read Level Ant Factor Cable Loss Preamp Factor Aux Factor APos TPos Remark MHz dBuV/m dBuV/m dB dBuV dB/m dB dB dB cm deg 1 5459.80 41.10 54.00 -12.90 29.55 32.70 12.32 34.35 0.88 325 230 Average	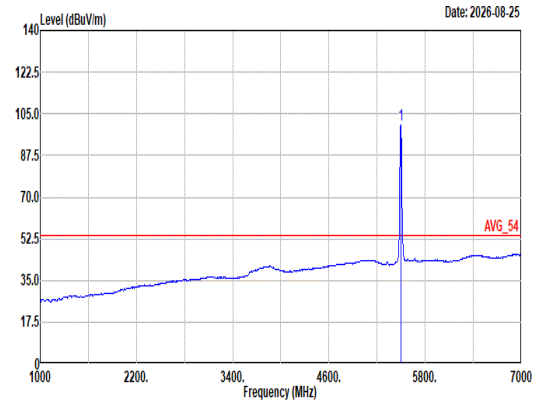 Site : 03CH22-HY Condition: AVG_54 3m DRH18-E_LE2C04A18EN_260520 VERTICAL : RBW:1000.000kHz VBW:0.010kHz SWT:Auto Freq Level Limit Line Margin Read Level Ant Factor Cable Loss Preamp Factor Aux Factor APos TPos Remark MHz dBuV/m dBuV/m dB dBuV dB/m dB dB dB cm deg 1 5500.00 100.53 ------ ------ 89.02 32.70 12.35 34.41 0.87 325 230 Average

Mode	52	
	Band Edge	
	U-NII-2C_5.25-5.35_802.11ax HE20_CH140_Partial RU_26/8_5700MHz	
ANT	6	
Pol.	Horizontal	Fundamental
Peak	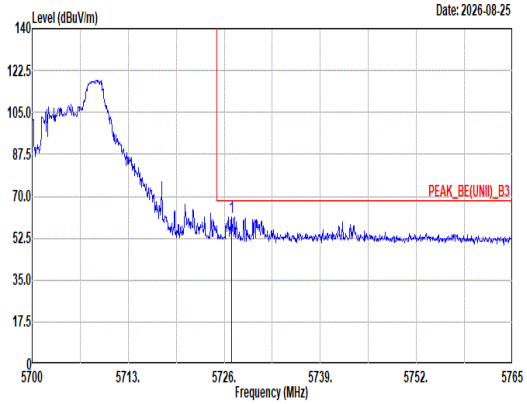 Site : 03CH22-HY Condition: PEAK_BE(UNII)_B3 3m DRH18-E_LE2C04A18EN_260520 HORIZONTAL : RBW:1000.000kHz VBW:3000.000kHz SWT:Auto Freq Level Limit Line Margin Read Level Ant Factor Cable Loss Preamp Factor Aux Factor APos TPos Remark MHz dBuV/m dBuV/m dB dBuV dB/m dB dB dB cm deg 1 5726.98 61.43 68.20 -6.77 48.65 33.85 12.48 34.62 1.07 106 62 Peak	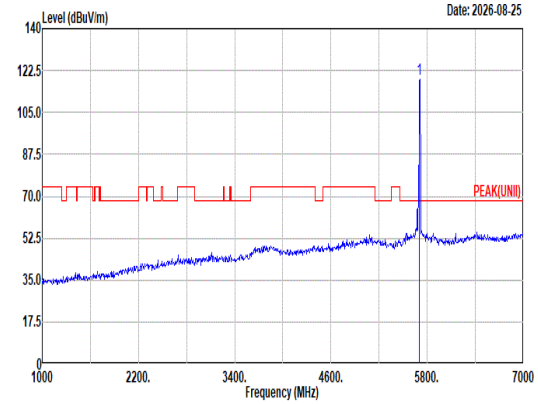 Site : 03CH22-HY Condition: PEAK(UNII) 3m DRH18-E_LE2C04A18EN_260520 HORIZONTAL : RBW:1000.000kHz VBW:3000.000kHz SWT:Auto Freq Level Limit Line Margin Read Level Ant Factor Cable Loss Preamp Factor Aux Factor APos TPos Remark MHz dBuV/m dBuV/m dB dBuV dB/m dB dB dB cm deg 1 5700.00 118.99 ------ ------ 106.27 33.82 12.47 34.61 1.04 106 62 Peak
Avg	Blank	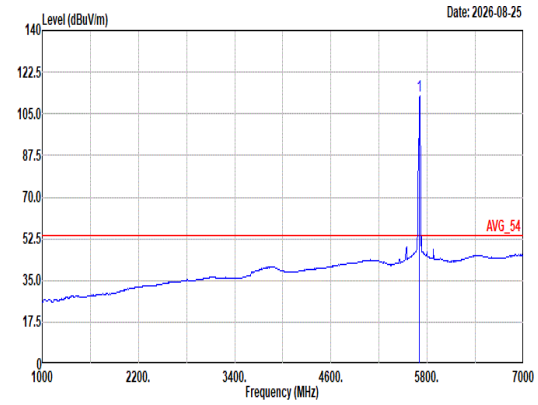 Site : 03CH22-HY Condition: AVG_54 3m DRH18-E_LE2C04A18EN_260520 HORIZONTAL : RBW:1000.000kHz VBW:0.750kHz SWT:Auto Freq Level Limit Line Margin Read Level Ant Factor Cable Loss Preamp Factor Aux Factor APos TPos Remark MHz dBuV/m dBuV/m dB dBuV dB/m dB dB dB cm deg 1 5700.00 112.45 ------ ------ 99.73 33.82 12.47 34.61 1.04 106 62 Average

Mode	52	
	Band Edge	
	U-NII-2C_5.25-5.35_802.11ax HE20_CH140_Partial RU_26/8_5700MHz	
ANT	6	
Pol.	Vertical	Fundamental
Peak	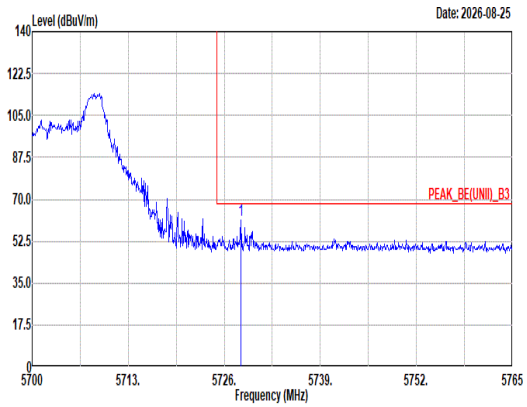 Site : 03CH22-HY Condition: PEAK_BE(UNII)_B3 3m DRH18-E_LE2C04A18EN_260520 VERTICAL : RBW:1000.000kHz VBW:3000.000kHz SWT:Auto Freq Level Limit Line Margin Read Level Ant Factor Cable Loss Preamp Factor Aux Factor APos TPos Remark MHz dBuV/m dBuV/m dB dBuV dB/m dB dB dB cm deg 1 5728.21 61.23 68.20 -6.97 48.45 33.86 12.48 34.63 1.07 303 250 Peak	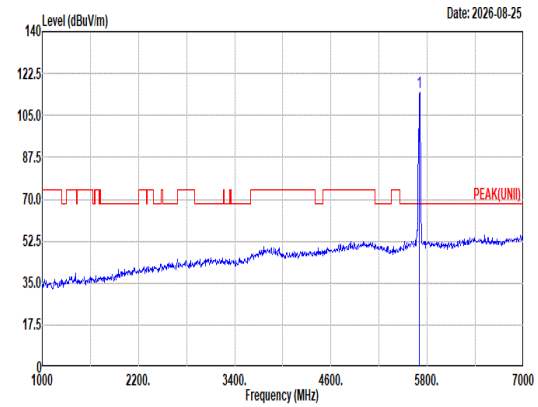 Site : 03CH22-HY Condition: PEAK(UNII) 3m DRH18-E_LE2C04A18EN_260520 VERTICAL : RBW:1000.000kHz VBW:3000.000kHz SWT:Auto Freq Level Limit Line Margin Read Level Ant Factor Cable Loss Preamp Factor Aux Factor APos TPos Remark MHz dBuV/m dBuV/m dB dBuV dB/m dB dB dB cm deg 1 5700.00 114.40 ------ ------ 101.68 33.82 12.47 34.61 1.04 303 250 Peak
Avg	Blank	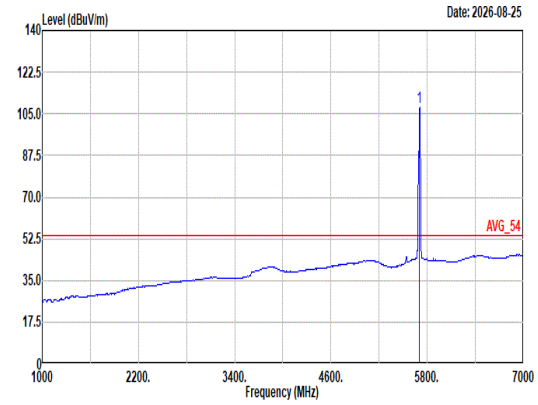 Site : 03CH22-HY Condition: AVG_54 3m DRH18-E_LE2C04A18EN_260520 VERTICAL : RBW:1000.000kHz VBW:0.750kHz SWT:Auto Freq Level Limit Line Margin Read Level Ant Factor Cable Loss Preamp Factor Aux Factor APos TPos Remark MHz dBuV/m dBuV/m dB dBuV dB/m dB dB dB cm deg 1 5700.00 107.62 ------ ------ 94.90 33.82 12.47 34.61 1.04 303 250 Average

Mode	53	
	Band Edge	
	U-NII-2C_5.25-5.35_802.11ax HE20_CH140_Partial RU_52/40_5700MHz	
ANT	6	
Pol.	Horizontal	Fundamental
Peak	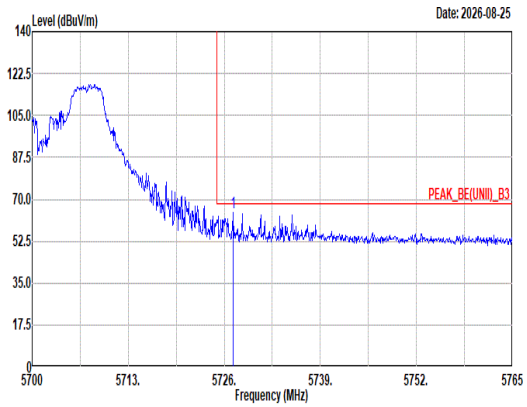 Site : 03CH22-HY Condition: PEAK_BE(UNII)_B3 3m DRH18-E_LE2C04A18EN_260520 HORIZONTAL : RBW:1000.000kHz VBW:3000.000kHz SWT:Auto Freq Level Limit Line Margin Read Level Ant Factor Cable Loss Preamp Factor Aux Factor APos TPos Remark MHz dBuV/m dBuV/m dB dBuV dB/m dB dB dB cm deg 1 5727.17 64.49 68.20 -3.71 51.71 33.85 12.48 34.62 1.07 100 62 Peak	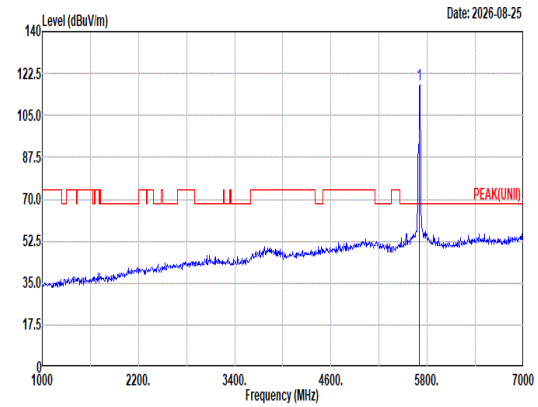 Site : 03CH22-HY Condition: PEAK(UNII) 3m DRH18-E_LE2C04A18EN_260520 HORIZONTAL : RBW:1000.000kHz VBW:3000.000kHz SWT:Auto Freq Level Limit Line Margin Read Level Ant Factor Cable Loss Preamp Factor Aux Factor APos TPos Remark MHz dBuV/m dBuV/m dB dBuV dB/m dB dB dB cm deg 1 5700.00 117.80 ------ ------ 105.08 33.82 12.47 34.61 1.04 100 62 Peak
Avg	Blank	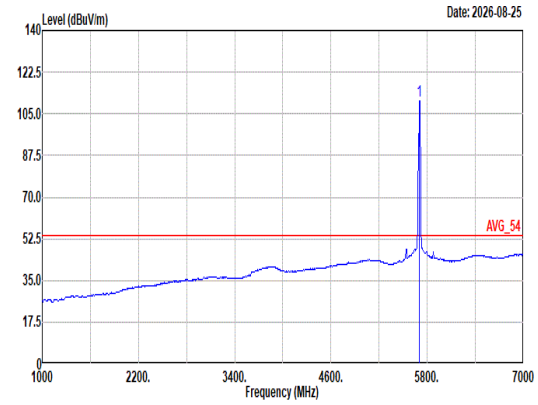 Site : 03CH22-HY Condition: AVG_54 3m DRH18-E_LE2C04A18EN_260520 HORIZONTAL : RBW:1000.000kHz VBW:0.010kHz SWT:Auto Freq Level Limit Line Margin Read Level Ant Factor Cable Loss Preamp Factor Aux Factor APos TPos Remark MHz dBuV/m dBuV/m dB dBuV dB/m dB dB dB cm deg 1 5700.00 110.62 ------ ------ 97.90 33.82 12.47 34.61 1.04 100 62 Average

Mode	53	
	Band Edge	
	U-NII-2C_5.25-5.35_802.11ax HE20_CH140_Partial RU_52/40_5700MHz	
ANT	6	
Pol.	Vertical	Fundamental
Peak	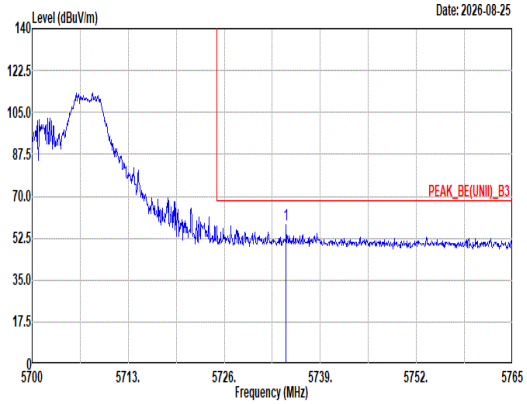 Site : 03CH22-HY Condition: PEAK_BE(UNII)_B3 3m DRH18-E_LE2C04A18EN_260520 VERTICAL : RBW:1000.000kHz VBW:3000.000kHz SWT:Auto Freq Level Limit Line Margin Read Level Ant Factor Cable Loss Preamp Factor Aux Factor APos TPos Remark MHz dBuV/m dBuV/m dB dBuV dB/m dB dB dB cm deg 1 5734.39 58.15 68.20 -10.05 45.34 33.87 12.48 34.63 1.09 327 252 Peak	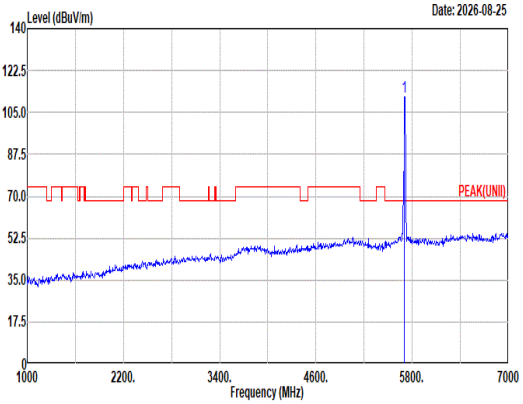 Site : 03CH22-HY Condition: PEAK(UNII) 3m DRH18-E_LE2C04A18EN_260520 VERTICAL : RBW:1000.000kHz VBW:3000.000kHz SWT:Auto Freq Level Limit Line Margin Read Level Ant Factor Cable Loss Preamp Factor Aux Factor APos TPos Remark MHz dBuV/m dBuV/m dB dBuV dB/m dB dB dB cm deg 1 5700.00 111.66 ------ ------ 98.94 33.82 12.47 34.61 1.04 327 252 Peak
Avg	Blank	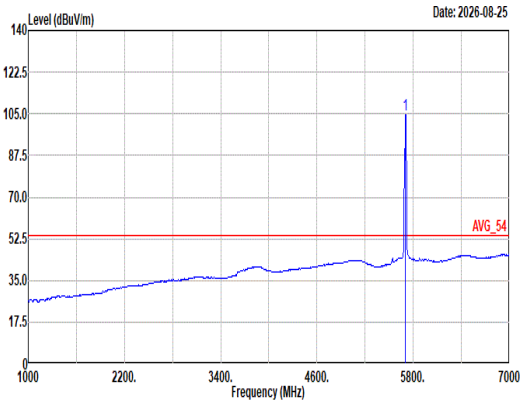 Site : 03CH22-HY Condition: AVG_54 3m DRH18-E_LE2C04A18EN_260520 VERTICAL : RBW:1000.000kHz VBW:0.010kHz SWT:Auto Freq Level Limit Line Margin Read Level Ant Factor Cable Loss Preamp Factor Aux Factor APos TPos Remark MHz dBuV/m dBuV/m dB dBuV dB/m dB dB dB cm deg 1 5700.00 104.85 ------ ------ 92.13 33.82 12.47 34.61 1.04 327 252 Average

Mode	54	
	Band Edge	
	U-NII-2C_5.25-5.35_802.11ax HE20_CH140_Partial RU_106/54_5700MHz	
ANT	6	
Pol.	Horizontal	Fundamental
Peak	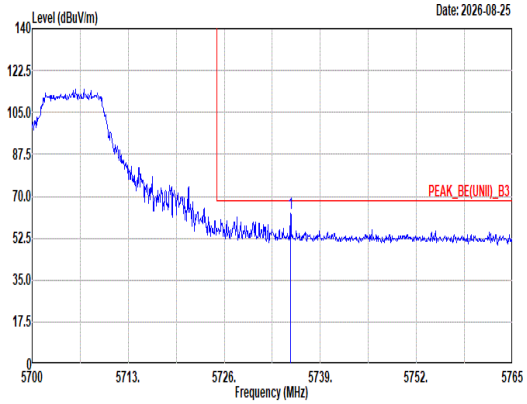 Site : 03CH22-HY Condition: PEAK_BE(UNII)_B3 3m DRH18-E_LE2C04A18EN_260520 HORIZONTAL : RBW:1000.000kHz VBW:3000.000kHz SWT:Auto 1 5734.97 62.65 68.20 -5.55 49.84 33.87 12.48 34.63 1.09 100 62 Peak	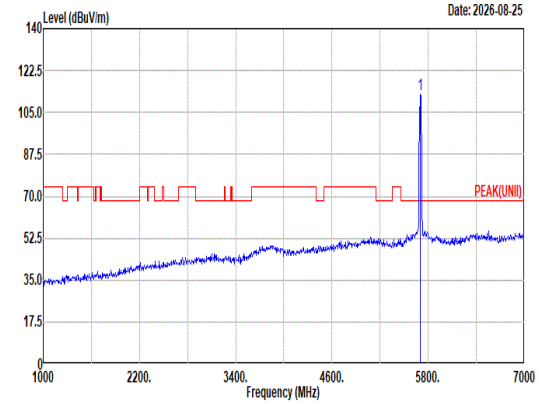 Site : 03CH22-HY Condition: PEAK(UNII) 3m DRH18-E_LE2C04A18EN_260520 HORIZONTAL : RBW:1000.000kHz VBW:3000.000kHz SWT:Auto 1 5700.00 112.52 ------ ------ 99.81 33.81 12.47 34.60 1.03 100 62 Peak
Avg	Blank	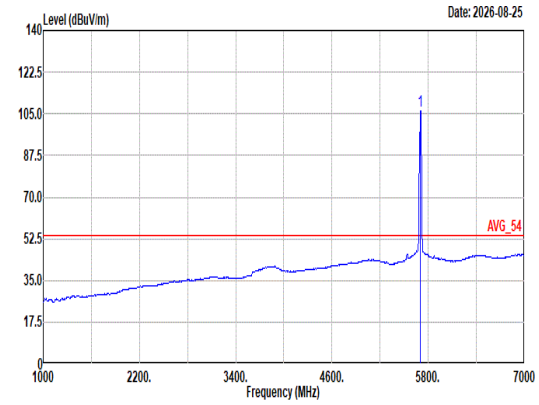 Site : 03CH22-HY Condition: AVG_54 3m DRH18-E_LE2C04A18EN_260520 HORIZONTAL : RBW:1000.000kHz VBW:0.010kHz SWT:Auto 1 5700.00 105.97 ------ ------ 93.26 33.81 12.47 34.60 1.03 100 62 Average

Mode	54	
	Band Edge	
	U-NII-2C_5.25-5.35_802.11ax HE20_CH140_Partial RU_106/54_5700MHz	
ANT	6	
Pol.	Vertical	Fundamental
Peak	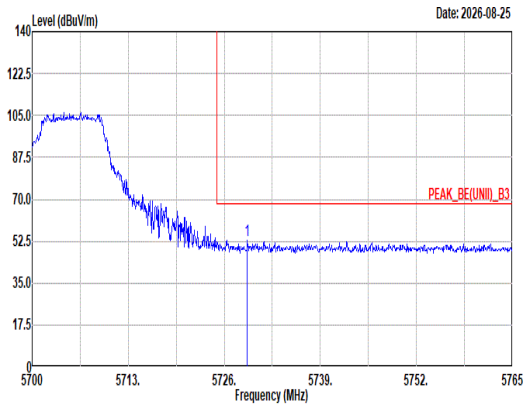 Site : 03CH22-HY Condition: PEAK_BE(UNII)_B3 3m DRH18-E_LE2C04A18EN_260520 VERTICAL : RBW:1000.000kHz VBW:3000.000kHz SWT:Auto Freq Level Limit Line Margin Read Level Ant Factor Cable Loss Preamp Factor Aux Factor APos TPos Remark MHz dBuV/m dBuV/m dB dBuV dB/m dB dB dB cm deg 1 5729.12 52.96 68.20 -15.24 40.17 33.86 12.48 34.63 1.08 300 209 Peak	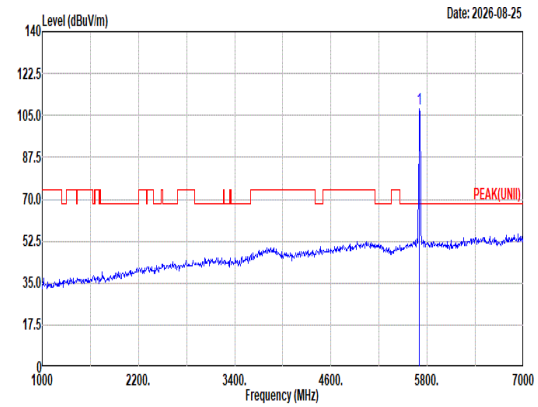 Site : 03CH22-HY Condition: PEAK(UNII) 3m DRH18-E_LE2C04A18EN_260520 VERTICAL : RBW:1000.000kHz VBW:3000.000kHz SWT:Auto Freq Level Limit Line Margin Read Level Ant Factor Cable Loss Preamp Factor Aux Factor APos TPos Remark MHz dBuV/m dBuV/m dB dBuV dB/m dB dB dB cm deg 1 5700.00 107.63 ------ ------ 94.92 33.81 12.47 34.60 1.03 300 209 Peak
Avg	Blank	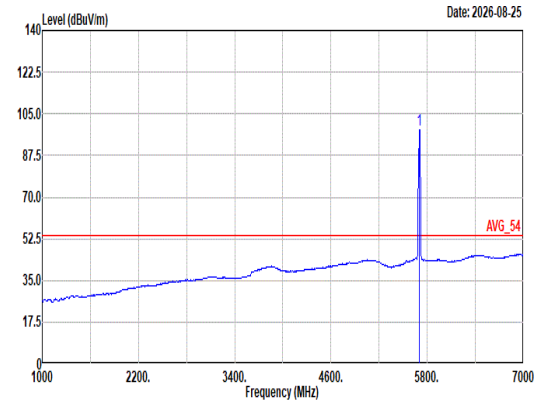 Site : 03CH22-HY Condition: AVG_54 3m DRH18-E_LE2C04A18EN_260520 VERTICAL : RBW:1000.000kHz VBW:0.010kHz SWT:Auto Freq Level Limit Line Margin Read Level Ant Factor Cable Loss Preamp Factor Aux Factor APos TPos Remark MHz dBuV/m dBuV/m dB dBuV dB/m dB dB dB cm deg 1 5700.00 98.28 ------ ------ 85.57 33.81 12.47 34.60 1.03 300 209 Average

Mode	61	
	LF	
	U-NII-1_5.15-5.25_802.11ax HE80_CH42_5210MHz	
ANT	6	
Pol.	Horizontal	Vertical
QP/ Peak	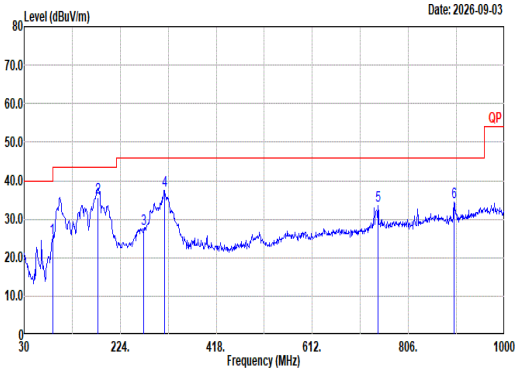 Site : 03CH22-HY Condition: QP 3m Bilog_63304_251126 HORIZONTAL	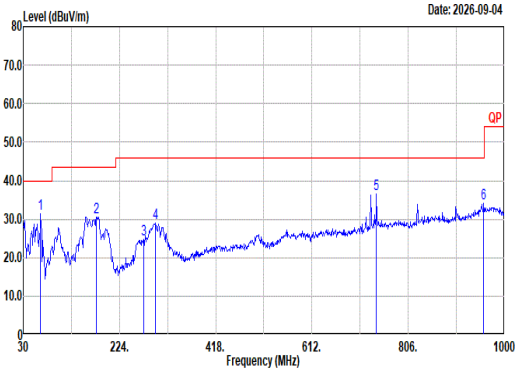 Site : 03CH22-HY Condition: QP 3m Bilog_63304_251126 VERTICAL

Horizontal:

	Freq	Level	Limit Line	Margin	Read Level	Ant Factor	Cable Loss	Preamp Factor	Aux Factor	APos	TPos	Remark
	MHz	dBuV/m	dBuV/m	dB	dBuV	dB/m	dB	dB	dB	cm	deg	
1	87.23	25.04	40.00	-14.96	41.70	14.30	1.50	32.62	0.16	--	--	Peak
2	179.38	35.75	43.50	-7.75	50.90	14.98	2.20	32.58	0.25	132	250	QP
3	271.53	27.59	46.00	-18.41	38.59	18.75	2.71	32.61	0.15	--	--	Peak
4	313.24	37.43	46.00	-8.57	47.71	19.26	2.92	32.62	0.16	--	--	Peak
5	744.89	33.51	46.00	-12.49	33.33	27.97	4.50	32.55	0.26	--	--	Peak
6	898.15	34.51	46.00	-11.49	32.21	28.85	4.94	31.72	0.23	--	--	Peak

Vertical:

	Freq	Level	Limit Line	Margin	Read Level	Ant Factor	Cable Loss	Preamp Factor	Aux Factor	APos	TPos	Remark
	MHz	dBuV/m	dBuV/m	dB	dBuV	dB/m	dB	dB	dB	cm	deg	
1	64.92	31.46	40.00	-8.54	50.88	11.74	1.29	32.61	0.16	--	--	Peak
2	177.44	30.63	43.50	-12.87	45.68	15.10	2.19	32.58	0.24	--	--	Peak
3	272.50	24.71	46.00	-21.29	35.76	18.69	2.72	32.61	0.15	--	--	Peak
4	296.75	29.04	46.00	-16.96	39.59	19.08	2.84	32.63	0.16	--	--	Peak
5	741.98	36.41	46.00	-9.59	36.31	27.91	4.49	32.56	0.26	--	--	Peak
6	958.29	34.02	46.00	-11.98	28.82	30.92	5.11	31.16	0.33	--	--	Peak

Mode	63	
	SHF	
	U-NII-1_5.15-5.25_802.11ax HE80_CH42_5210MHz	
ANT	6	
Pol.	Horizontal	Vertical
Peak	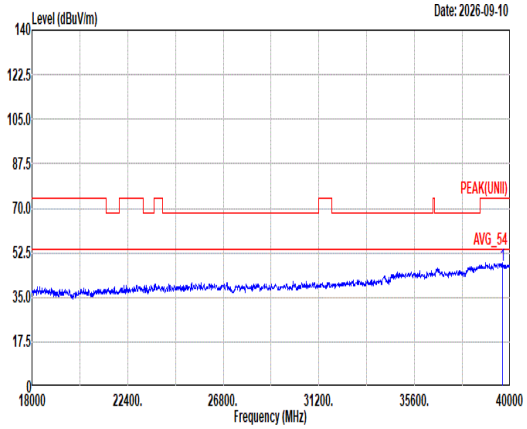 Site : 03CH22-HY Condition: PEAK(UNII) 1m SHF_1225_260812 HORIZONTAL Freq Level Limit Line Margin Read Level Ant Factor Cable Loss Preamp Factor Aux Factor APos TPos Remark MHz dBuV/m dBuV/m dB dBuV dB/m dB dB dB cm deg 1 39652.31 47.67 74.00 -26.33 39.83 44.89 34.64 62.15 -9.54 -- -- PEAK	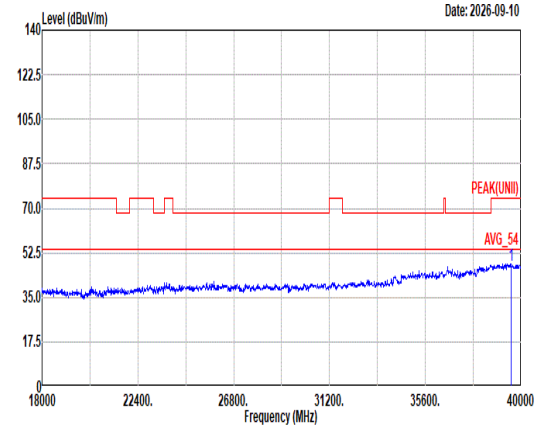 Site : 03CH22-HY Condition: PEAK(UNII) 1m SHF_1225_260812 VERTICAL Freq Level Limit Line Margin Read Level Ant Factor Cable Loss Preamp Factor Aux Factor APos TPos Remark MHz dBuV/m dBuV/m dB dBuV dB/m dB dB dB cm deg 1 39530.46 47.78 74.00 -26.22 39.91 44.88 34.56 62.03 -9.54 -- -- PEAK

Mode	64	
	Band Edge	
	U-NII-2C_5.47-5.725_802.11ax HE20_CH104_5520MHz	
ANT	6	
Pol.	Horizontal	Fundamental
Peak	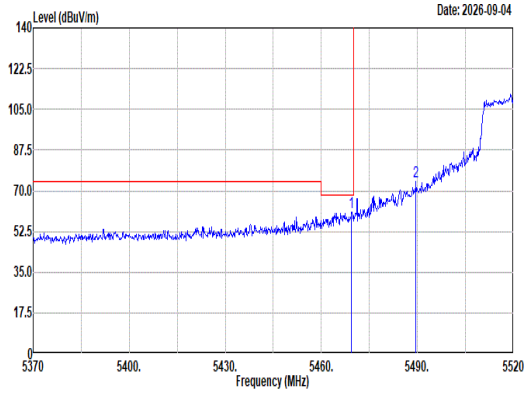 Site : 03CH22-HY Condition: PEAK_BE(UNII)_B3 3m DRH18-E_LE2C04A18EN_260520 HORIZONTAL : RBW:1000.000kHz VBW:3000.000kHz SWT:Auto Freq Level Limit Line Margin Read Level Ant Factor Cable Loss Preamp Factor Aux Factor APos TPos Remark MHz dBuV/m dBuV/m dB dBuV dB/m dB dB dB cm deg 1 5469.45 60.82 68.20 -7.38 49.28 32.70 12.33 34.37 0.88 100 77 Peak 2 5489.55 73.91 150.00 -76.09 62.40 32.70 12.34 34.40 0.87 100 77 Peak	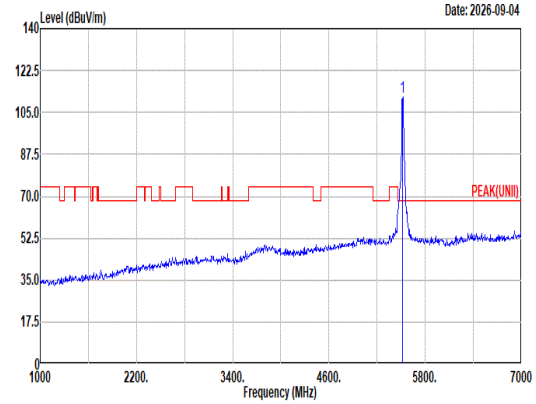 Site : 03CH22-HY Condition: PEAK(UNII) 3m DRH18-E_LE2C04A18EN_260520 HORIZONTAL : RBW:1000.000kHz VBW:3000.000kHz SWT:Auto Freq Level Limit Line Margin Read Level Ant Factor Cable Loss Preamp Factor Aux Factor APos TPos Remark MHz dBuV/m dBuV/m dB dBuV dB/m dB dB dB cm deg 1 5520.00 111.65 ------ ------ 100.01 32.84 12.37 34.44 0.87 100 77 Peak
Avg	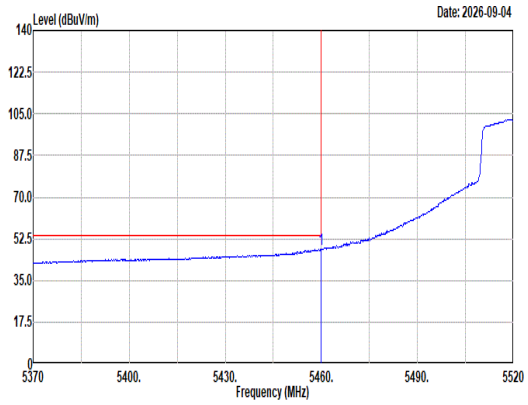 Site : 03CH22-HY Condition: AVG_BE(UNII)_B3 3m DRH18-E_LE2C04A18EN_260520 HORIZONTAL : RBW:1000.000kHz VBW:1.000kHz SWT:Auto Freq Level Limit Line Margin Read Level Ant Factor Cable Loss Preamp Factor Aux Factor APos TPos Remark MHz dBuV/m dBuV/m dB dBuV dB/m dB dB dB cm deg 1 5460.00 48.12 54.00 -5.88 36.57 32.70 12.32 34.35 0.88 100 77 Average	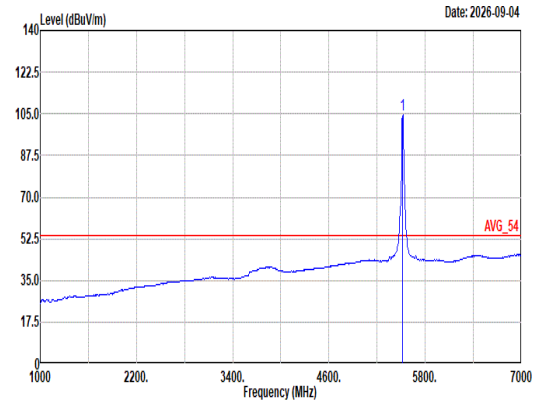 Site : 03CH22-HY Condition: AVG_54 3m DRH18-E_LE2C04A18EN_260520 HORIZONTAL : RBW:1000.000kHz VBW:1.000kHz SWT:Auto Freq Level Limit Line Margin Read Level Ant Factor Cable Loss Preamp Factor Aux Factor APos TPos Remark MHz dBuV/m dBuV/m dB dBuV dB/m dB dB dB cm deg 1 5520.00 104.50 ------ ------ 92.86 32.84 12.37 34.44 0.87 100 77 Average

Mode	64	
	Band Edge	
	U-NII-2C_5.47-5.725_802.11ax HE20_CH104_5520MHz	
ANT	6	
Pol.	Vertical	Fundamental
Peak	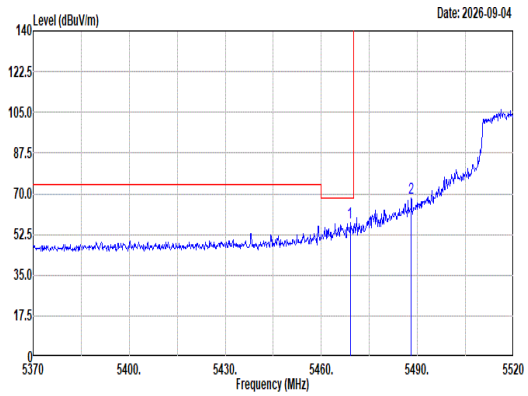 Site : 03CH22-HY Condition: PEAK_BE(UNII)_B3 3m DRH18-E_LE2C04A18EN_260520 VERTICAL : RBW:1000.000kHz VBW:3000.000kHz SWT:Auto Freq Level Limit Line Margin Read Level Ant Factor Cable Loss Preamp Factor Aux Factor APos TPos Remark MHz dBuV/m dBuV/m dB dBuV dB/m dB dB dB cm deg 1 5469.00 57.79 68.20 -10.41 46.25 32.70 12.33 34.37 0.88 380 218 Peak 2 5488.05 68.26 150.00 -81.74 56.75 32.70 12.34 34.40 0.87 380 218 Peak	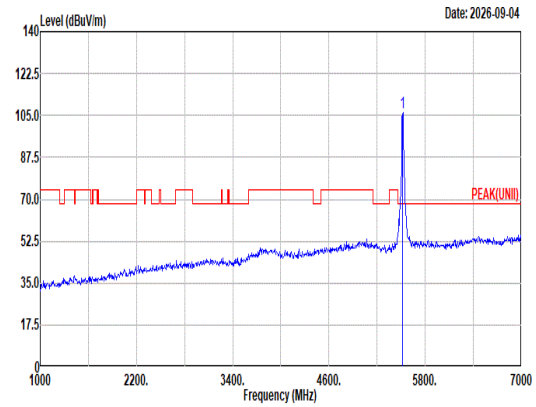 Site : 03CH22-HY Condition: PEAK(UNII) 3m DRH18-E_LE2C04A18EN_260520 VERTICAL : RBW:1000.000kHz VBW:3000.000kHz SWT:Auto Freq Level Limit Line Margin Read Level Ant Factor Cable Loss Preamp Factor Aux Factor APos TPos Remark MHz dBuV/m dBuV/m dB dBuV dB/m dB dB dB cm deg 1 5520.00 106.03 ------ ------ 94.39 32.84 12.37 34.44 0.87 380 218 Peak
Avg	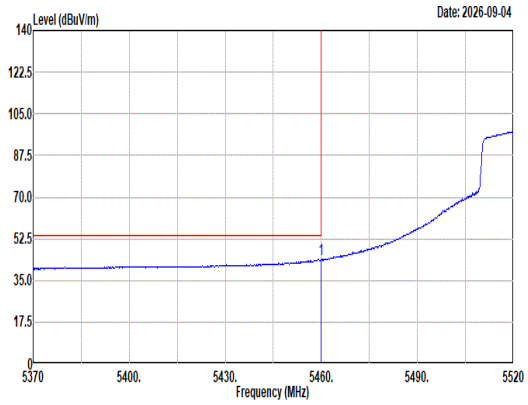 Site : 03CH22-HY Condition: AVG_BE(UNII)_B3 3m DRH18-E_LE2C04A18EN_260520 VERTICAL : RBW:1000.000kHz VBW:1.000kHz SWT:Auto Freq Level Limit Line Margin Read Level Ant Factor Cable Loss Preamp Factor Aux Factor APos TPos Remark MHz dBuV/m dBuV/m dB dBuV dB/m dB dB dB cm deg 1 5460.00 43.75 54.00 -10.25 32.20 32.70 12.32 34.35 0.88 380 218 Average	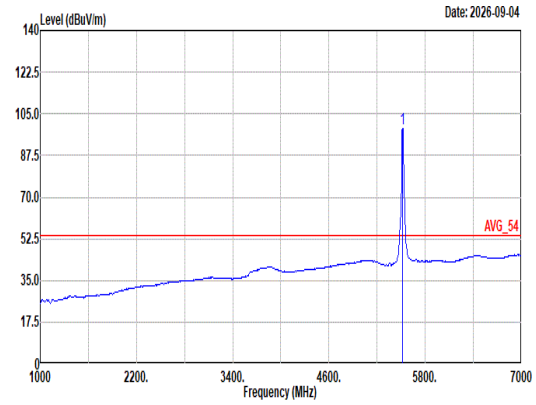 Site : 03CH22-HY Condition: AVG_54 3m DRH18-E_LE2C04A18EN_260520 VERTICAL : RBW:1000.000kHz VBW:1.000kHz SWT:Auto Freq Level Limit Line Margin Read Level Ant Factor Cable Loss Preamp Factor Aux Factor APos TPos Remark MHz dBuV/m dBuV/m dB dBuV dB/m dB dB dB cm deg 1 5520.00 98.73 ------ ------ 87.13 32.81 12.36 34.44 0.87 380 218 Average

Mode	64	
	Harmonic	
	U-NII-2C_5.47-5.725_802.11ax HE20_CH104_5520MHz	
ANT	6	
Pol.	Horizontal	Vertical
Peak Avg	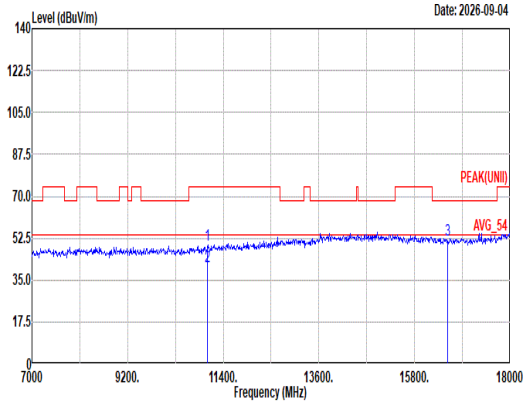 Site : 03CH22-HY Condition: PEAK(UNII) 3m DRH18-E_LE2C04A18EN_260520 HORIZONTAL Freq Level Limit Line Margin Read Level Ant Factor Cable Loss Preamp Factor Aux Factor APos TPos Remark MHz dBuV/m dBuV/m dB dBuV dB/m dB dB dB cm deg 1 11040.00 49.92 74.00 -24.08 32.85 38.10 17.45 39.81 1.33 -- -- Peak 2 11040.00 40.68 54.00 -13.32 23.61 38.10 17.45 39.81 1.33 -- -- Average 3 16560.00 51.65 68.20 -16.55 33.30 40.96 21.47 46.06 1.98 -- -- Peak	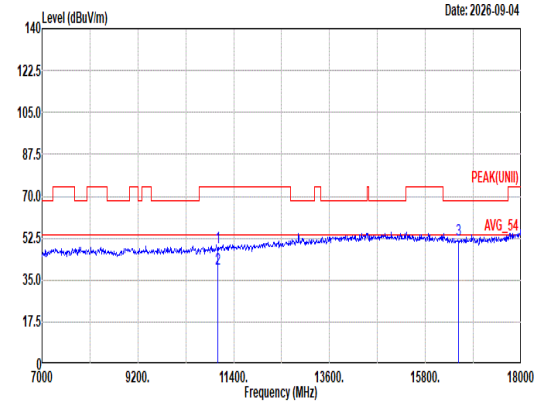 Site : 03CH22-HY Condition: PEAK(UNII) 3m DRH18-E_LE2C04A18EN_260520 VERTICAL Freq Level Limit Line Margin Read Level Ant Factor Cable Loss Preamp Factor Aux Factor APos TPos Remark MHz dBuV/m dBuV/m dB dBuV dB/m dB dB dB cm deg 1 11040.00 48.86 74.00 -25.14 31.79 38.10 17.45 39.81 1.33 -- -- Peak 2 11040.00 39.71 54.00 -14.29 22.64 38.10 17.45 39.81 1.33 -- -- Average 3 16560.00 51.79 68.20 -16.41 33.44 40.96 21.47 46.06 1.98 -- -- Peak

Mode	64	
	Harmonic	
	U-NII-2C_5.47-5.725_802.11ax HE20_CH104_5520MHz	
ANT	6	
Pol.	Horizontal	Vertical
10.6G ~18G Avg	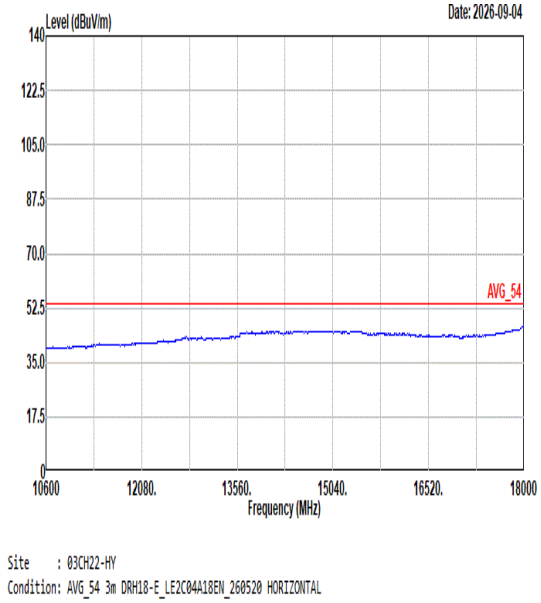	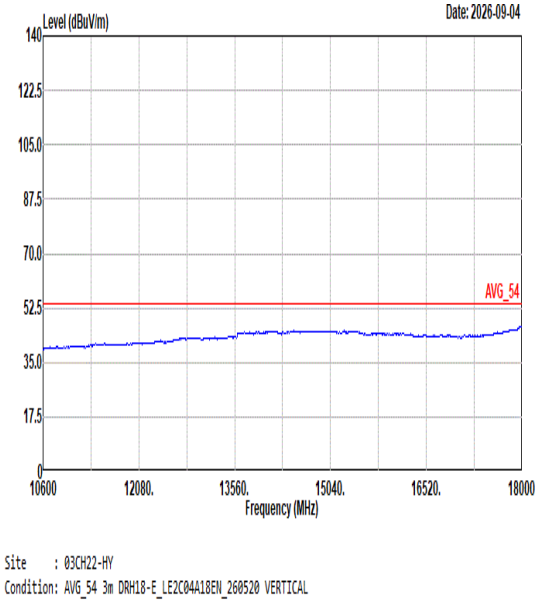

Mode	65	
	Band Edge	
	U-NII-2C_5.47-5.725_802.11ax HE20_CH136_5680MHz	
ANT	6	
Pol.	Horizontal	Fundamental
Peak	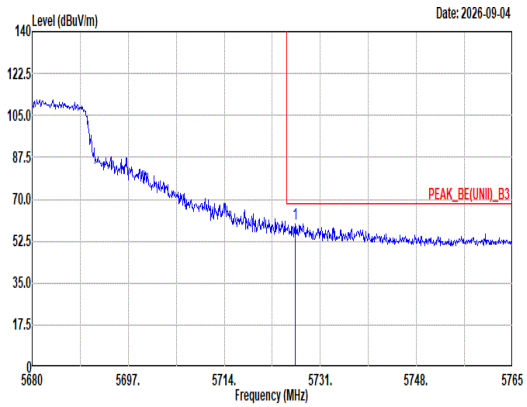 Site : 03CH22-HY Condition: PEAK_BE(UNII)_B3 3m DRH18-E_LE2C04A18EN_260520 HORIZONTAL : RBW:1000.000kHz VBW:3000.000kHz SWT:Auto Freq Level Limit Line Margin Read Level Ant Factor Cable Loss Preamp Factor Aux Factor APos TPos Remark MHz dBuV/m dBuV/m dB dBuV dB/m dB dB dB cm deg 1 5726.50 59.71 68.20 -8.49 46.93 33.85 12.48 34.62 1.07 106 58 Peak	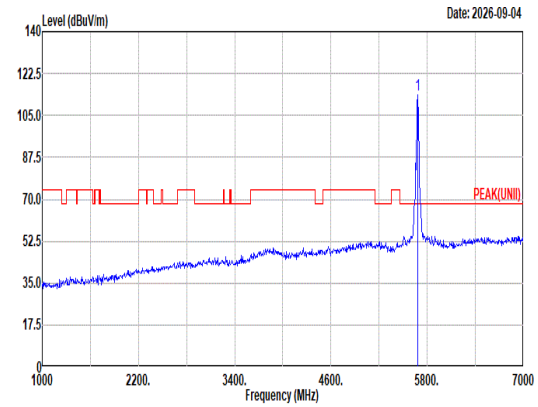 Site : 03CH22-HY Condition: PEAK(UNII) 3m DRH18-E_LE2C04A18EN_260520 HORIZONTAL : RBW:1000.000kHz VBW:3000.000kHz SWT:Auto Freq Level Limit Line Margin Read Level Ant Factor Cable Loss Preamp Factor Aux Factor APos TPos Remark MHz dBuV/m dBuV/m dB dBuV dB/m dB dB dB cm deg 1 5680.00 113.76 ------ ------ 101.25 33.64 12.46 34.58 0.99 106 58 Peak
Avg	Blank	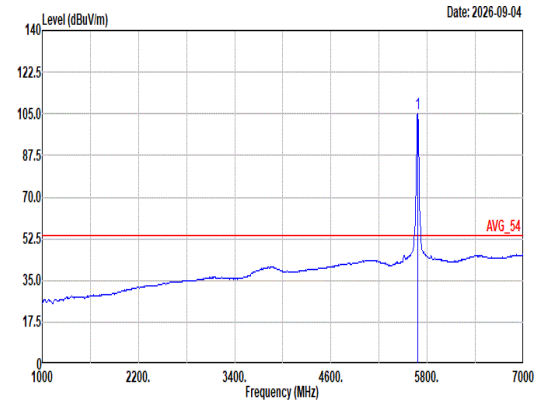 Site : 03CH22-HY Condition: AVG_54 3m DRH18-E_LE2C04A18EN_260520 HORIZONTAL : RBW:1000.000kHz VBW:1.000kHz SWT:Auto Freq Level Limit Line Margin Read Level Ant Factor Cable Loss Preamp Factor Aux Factor APos TPos Remark MHz dBuV/m dBuV/m dB dBuV dB/m dB dB dB cm deg 1 5680.00 104.97 ------ ------ 92.46 33.64 12.46 34.58 0.99 106 58 Average

Mode	65	
	Band Edge	
	U-NII-2C_5.47-5.725_802.11ax HE20_CH136_5680MHz	
ANT	6	
Pol.	Vertical	Fundamental
Peak	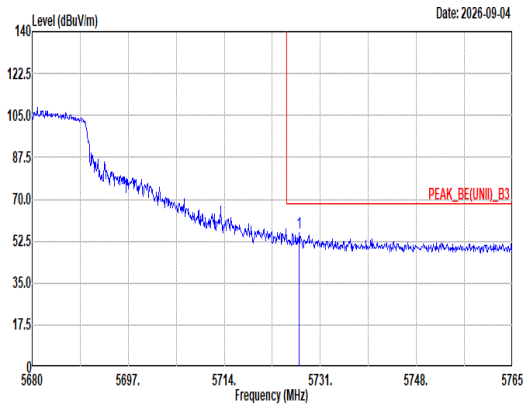 Site : 03CH22-HY Condition: PEAK_BE(UNII)_B3 3m DRH18-E_LE2C04A18EN_260520 VERTICAL : RBW:1000.000kHz VBW:3000.000kHz SWT:Auto Freq Level Limit Line Margin Read Level Ant Factor Cable Loss Preamp Factor Aux Factor APos TPos Remark MHz dBuV/m dBuV/m dB dBuV dB/m dB dB dB cm deg 1 5727.26 55.74 68.20 -12.46 42.96 33.85 12.48 34.62 1.07 300 244 Peak	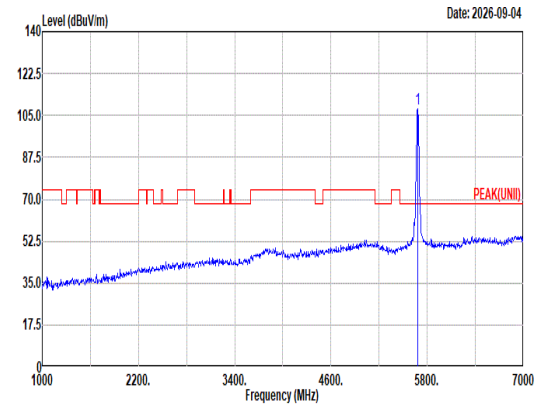 Site : 03CH22-HY Condition: PEAK(UNII) 3m DRH18-E_LE2C04A18EN_260520 VERTICAL : RBW:1000.000kHz VBW:3000.000kHz SWT:Auto Freq Level Limit Line Margin Read Level Ant Factor Cable Loss Preamp Factor Aux Factor APos TPos Remark MHz dBuV/m dBuV/m dB dBuV dB/m dB dB dB cm deg 1 5680.00 107.79 ------ ------ 95.28 33.64 12.46 34.58 0.99 300 244 Peak
Avg	Blank	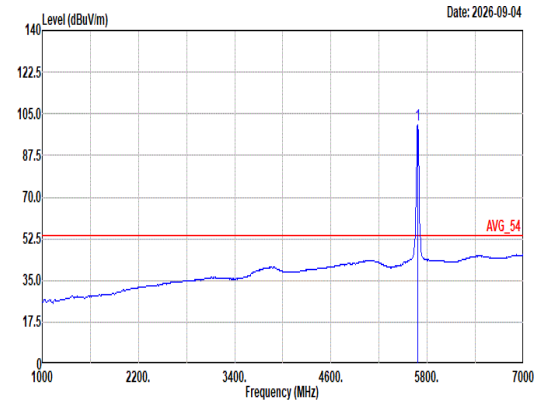 Site : 03CH22-HY Condition: AVG_54 3m DRH18-E_LE2C04A18EN_260520 VERTICAL : RBW:1000.000kHz VBW:1.000kHz SWT:Auto Freq Level Limit Line Margin Read Level Ant Factor Cable Loss Preamp Factor Aux Factor APos TPos Remark MHz dBuV/m dBuV/m dB dBuV dB/m dB dB dB cm deg 1 5680.00 100.48 ------ ------ 87.97 33.64 12.46 34.58 0.99 300 244 Average

Mode	65	
	Harmonic	
	U-NII-2C_5.47-5.725_802.11ax HE20_CH136_5680MHz	
ANT	6	
Pol.	Horizontal	Vertical
Peak Avg	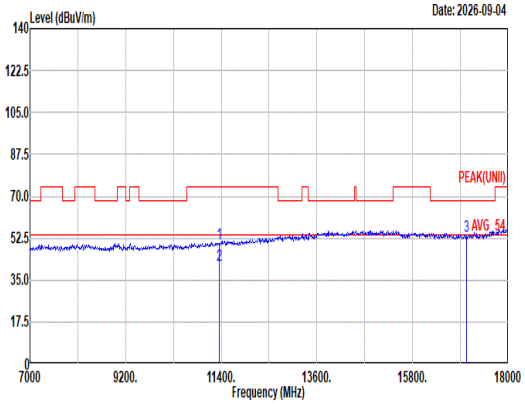 Site : 03CH22-HY Condition: PEAK(UNII) 3m DRH18-E_LE2C04A18EN_260520 HORIZONTAL Freq Level Limit Line Margin Read Level Ant Factor Cable Loss Preamp Factor Aux Factor APos TPos Remark MHz dBuV/m dBuV/m dB dBuV dB/m dB dB dB cm deg 1 11360.00 50.37 74.00 -23.63 32.61 38.80 17.70 40.10 1.36 -- -- Peak 2 11360.00 41.15 54.00 -12.85 23.39 38.80 17.70 40.10 1.36 -- -- Average 3 17040.00 53.17 68.20 -15.03 35.32 40.42 21.80 46.31 1.94 -- -- Peak	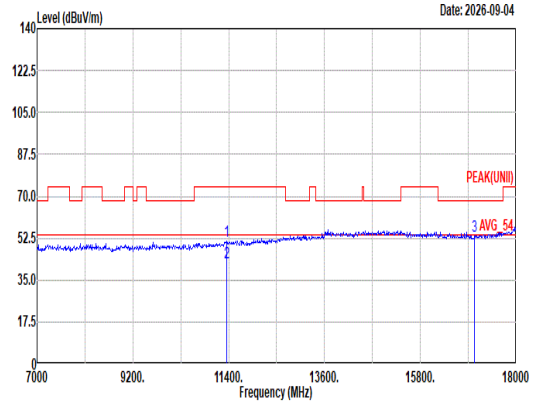 Site : 03CH22-HY Condition: PEAK(UNII) 3m DRH18-E_LE2C04A18EN_260520 VERTICAL Freq Level Limit Line Margin Read Level Ant Factor Cable Loss Preamp Factor Aux Factor APos TPos Remark MHz dBuV/m dBuV/m dB dBuV dB/m dB dB dB cm deg 1 11360.00 51.06 74.00 -22.94 33.30 38.80 17.70 40.10 1.36 -- -- Peak 2 11360.00 42.01 54.00 -11.99 24.25 38.80 17.70 40.10 1.36 -- -- Average 3 17040.00 53.29 68.20 -14.91 35.44 40.42 21.80 46.31 1.94 -- -- Peak

Mode	65	
	Harmonic	
	U-NII-2C_5.47-5.725_802.11ax HE20_CH136_5680MHz	
ANT	6	
Pol.	Horizontal	Vertical
10.6G ~18G Avg	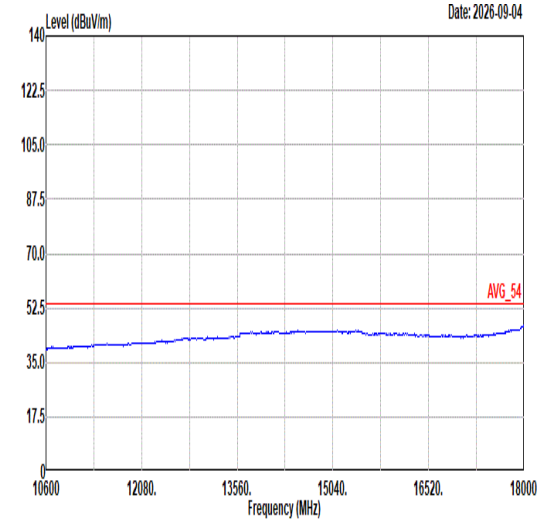 Site : 03CH22-HY Condition: AVG_54 3m DRH18-E_LE2C04A18EN_260520 HORIZONTAL	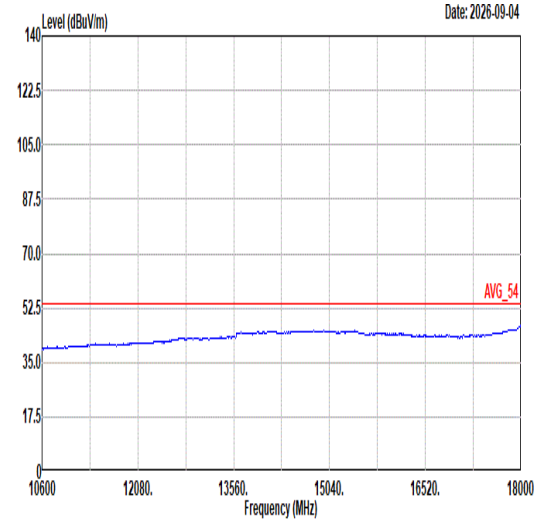 Site : 03CH22-HY Condition: AVG_54 3m DRH18-E_LE2C04A18EN_260520 VERTICAL

Appendix D. Duty Cycle Plot

Antenna	Band	Duty Cycle(%)	T(us)	1/T(kHz)	VBW Setting
6	802.11a	97.00	1390	0.72	750Hz
6	5GHz 802.11ax HE20 Full RU	96.02	1014	0.99	1kHz
6	5GHz 802.11ax HE20 26 RU	97.30	1444	0.69	750Hz
6	5GHz 802.11ax HE20 52 RU	99.12	-	-	10Hz
6	5GHz 802.11ax HE20 106 RU	98.37	-	-	10Hz
6	5GHz 802.11ax HE40 Full RU	92.36	532	1.88	2kHz
6	5GHz 802.11ax HE80 Full RU	96.52	1165	0.86	910Hz

802.11a

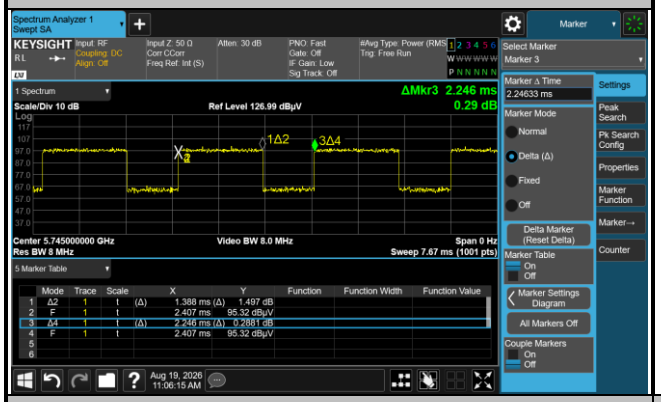

5GHz 802.11ax HE20 Full RU

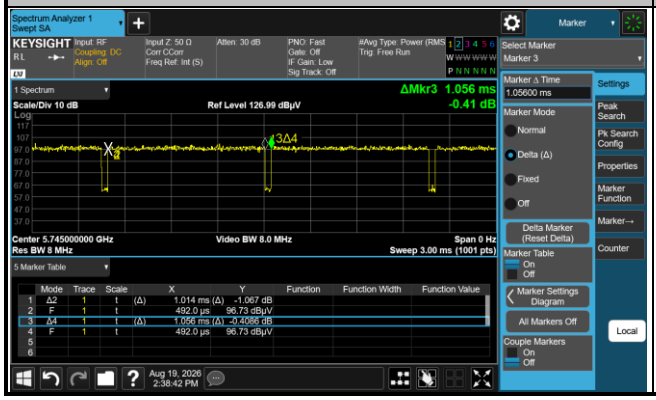

5GHz 802.11ax HE20 26 RU

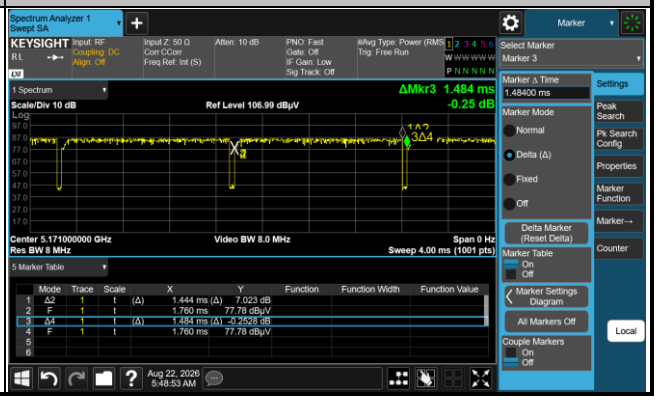

5GHz 802.11ax HE20 52 RU

5GHz 802.11ax HE20 106 RU

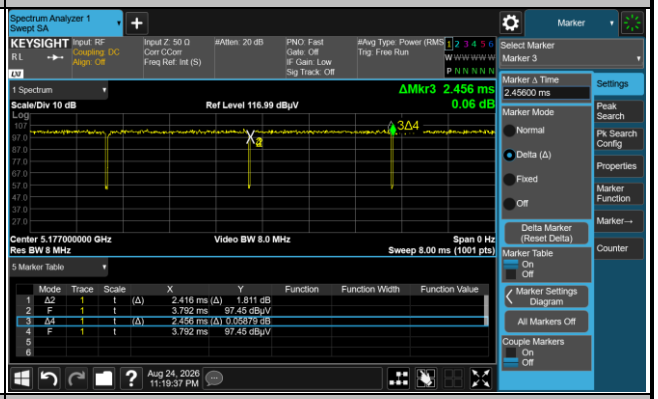

5GHz 802.11ax HE40 Full RU

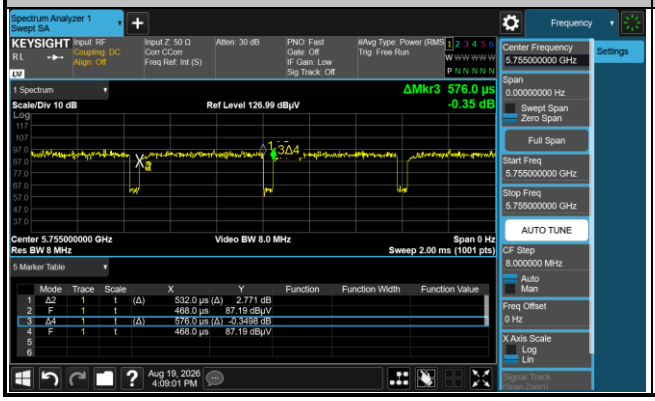
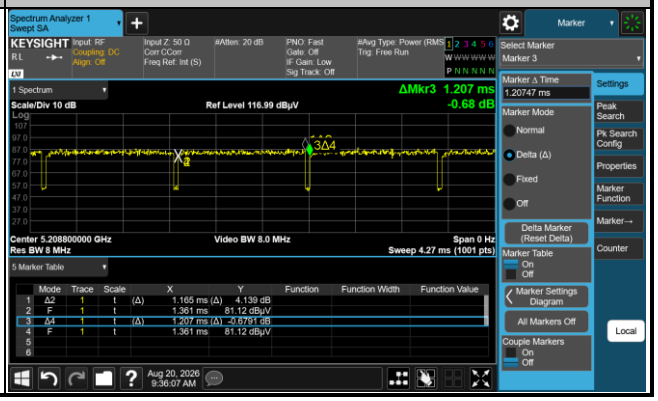
5GHz 802.11ax HE80 Full RU