<1Mbps>

CSE Plot on Low Ch between 30MHz ~ 1 GHz	CSE Plot on Low Ch between 1GHz ~ 26.5GHz
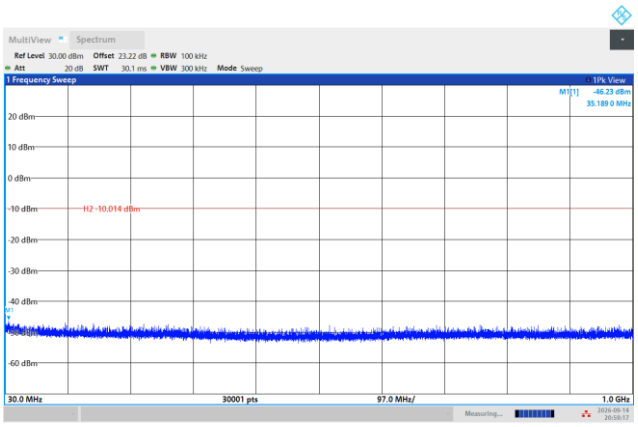	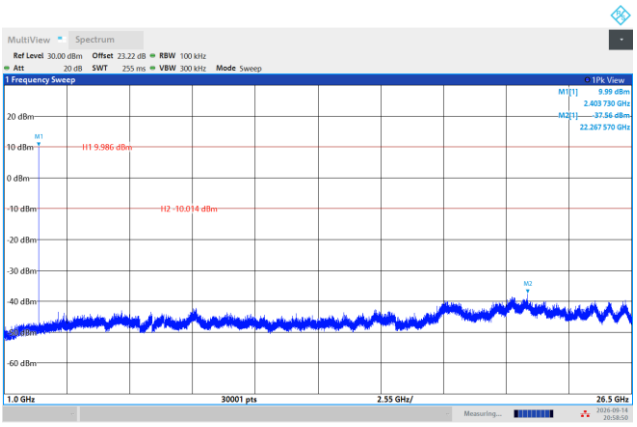
CSE Plot on Mid. Ch between 30MHz ~ 1 GHz	**CSE Plot on Mid. Ch between 1GHz ~ 26.5GHz**
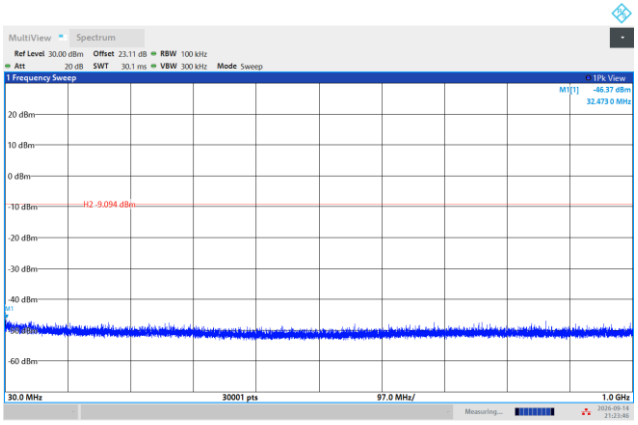	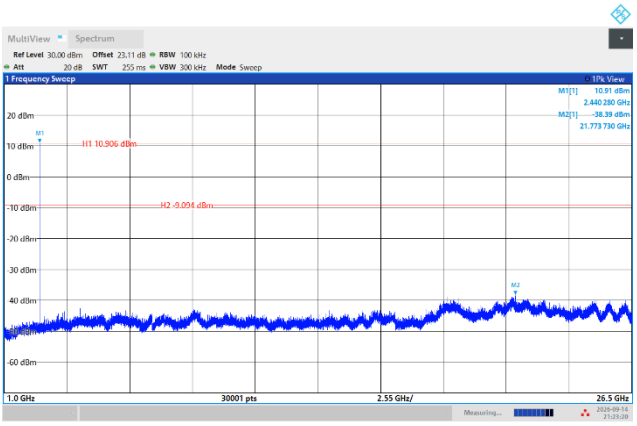
CSE Plot on High Ch between 30MHz ~ 1 GHz	**CSE Plot on High Ch between 1GHz ~ 26.5GHz**
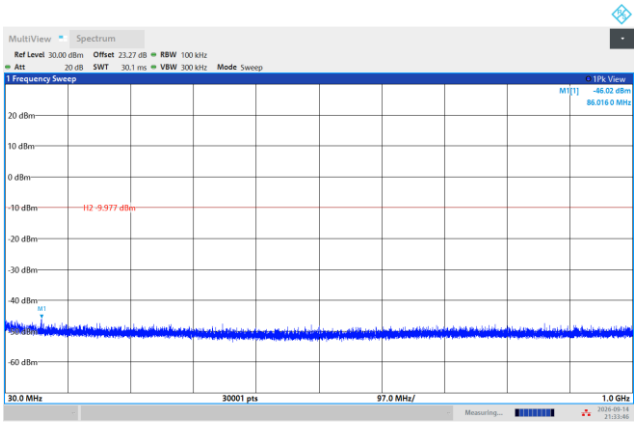	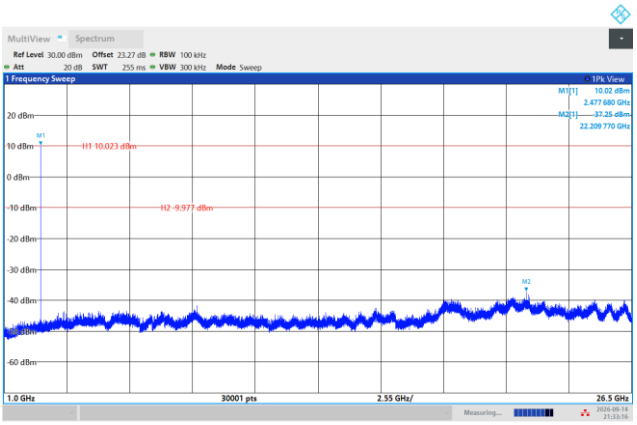

Appendix B. AC Conducted Emission Test Results

Test Engineer :	Louis Chung	**Temperature :**	22.5 ~ 26.7℃
		Relative Humidity :	40.2 ~ 51.2%

EUT Information

Report NO :	672113
Test Mode :	Mode 1
Test Voltage :	120Vac/60Hz
Phase :	Line

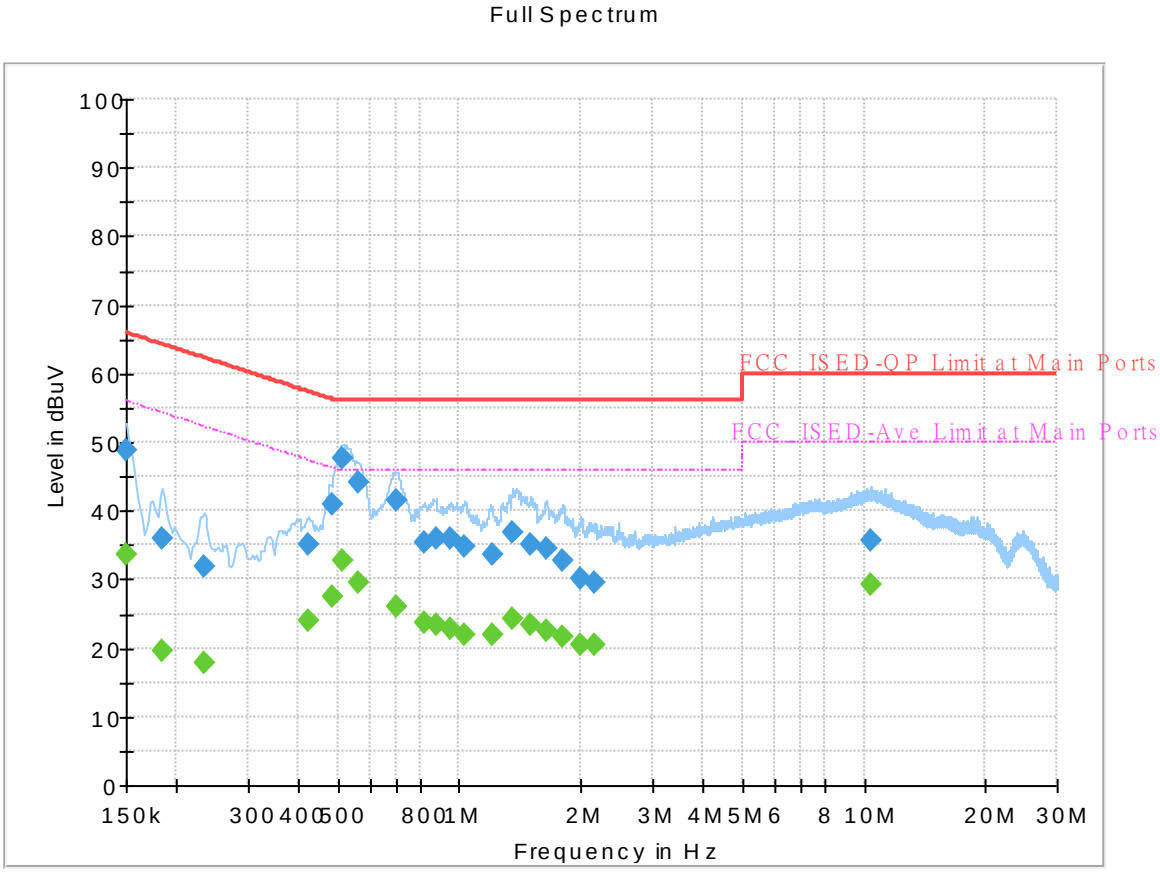

Final_Result

Frequency (MHz)	QuasiPeak (dBuV)	CAverage (dBuV)	Limit (dBuV)	Margin (dB)	Line	Filter	Corr. (dB)
0.150000	---	33.63	56.00	22.37	L1	OFF	19.9
0.150000	48.97	---	66.00	17.03	L1	OFF	19.9
0.183750	---	19.61	54.31	34.70	L1	OFF	19.9
0.183750	35.86	---	64.31	28.45	L1	OFF	19.9
0.233250	---	17.91	52.33	34.42	L1	OFF	19.9
0.233250	31.83	---	62.33	30.50	L1	OFF	19.9
0.424500	---	24.05	47.36	23.31	L1	OFF	19.9
0.424500	35.15	---	57.36	22.21	L1	OFF	19.9
0.485250	---	27.47	46.25	18.78	L1	OFF	19.9
0.485250	41.05	---	56.25	15.20	L1	OFF	19.9
0.514500	---	32.82	46.00	13.18	L1	OFF	19.9
0.514500	47.58	---	56.00	8.42	L1	OFF	19.9
0.564000	---	29.61	46.00	16.39	L1	OFF	19.9
0.564000	44.22	---	56.00	11.78	L1	OFF	19.9
0.694500	---	26.15	46.00	19.85	L1	OFF	19.9
0.694500	41.57	---	56.00	14.43	L1	OFF	19.9
0.818250	---	23.82	46.00	22.18	L1	OFF	19.9
0.818250	35.38	---	56.00	20.62	L1	OFF	19.9
0.874500	---	23.39	46.00	22.61	L1	OFF	20.0
0.874500	36.03	---	56.00	19.97	L1	OFF	20.0
0.953250	---	22.70	46.00	23.30	L1	OFF	20.0

0.953250	35.95	---	56.00	20.05	L1	OFF	20.0
1.034250	---	21.79	46.00	24.21	L1	OFF	20.0
1.034250	34.82	---	56.00	21.18	L1	OFF	20.0
1.207500	---	22.07	46.00	23.93	L1	OFF	20.0
1.207500	33.72	---	56.00	22.28	L1	OFF	20.0
1.351500	---	24.35	46.00	21.65	L1	OFF	20.0
1.351500	36.88	---	56.00	19.12	L1	OFF	20.0
1.493250	---	23.49	46.00	22.51	L1	OFF	20.0
1.493250	35.09	---	56.00	20.91	L1	OFF	20.0
1.641750	---	22.42	46.00	23.58	L1	OFF	20.0
1.641750	34.57	---	56.00	21.43	L1	OFF	20.0
1.801500	---	21.64	46.00	24.36	L1	OFF	20.0
1.801500	32.80	---	56.00	23.20	L1	OFF	20.0
1.997250	---	20.42	46.00	25.58	L1	OFF	20.0
1.997250	30.13	---	56.00	25.87	L1	OFF	20.0
2.168250	---	20.38	46.00	25.62	L1	OFF	20.0
2.168250	29.48	---	56.00	26.52	L1	OFF	20.0
10.369500	---	29.34	50.00	20.66	L1	OFF	20.5
10.369500	35.80	---	60.00	24.20	L1	OFF	20.5

EUT Information

Report NO :	672113
Test Mode :	Mode 1
Test Voltage :	120Vac/60Hz
Phase :	Neutral

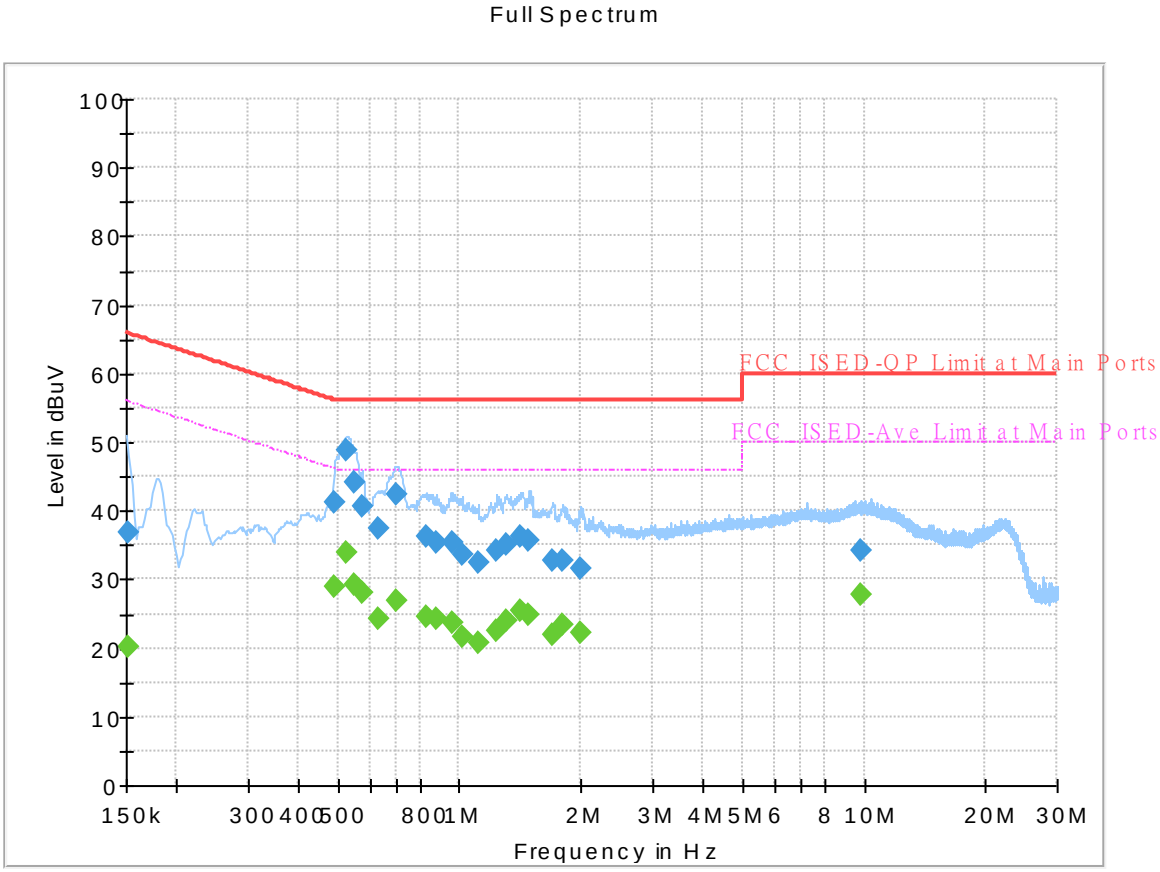

Final_Result

Frequency (MHz)	QuasiPeak (dBuV)	CAverage (dBuV)	Limit (dBuV)	Margin (dB)	Line	Filter	Corr. (dB)
0.152250	---	20.24	55.88	35.64	N	OFF	19.9
0.152250	36.87	---	65.88	29.01	N	OFF	19.9
0.492000	---	28.97	46.13	17.16	N	OFF	19.9
0.492000	41.27	---	56.13	14.86	N	OFF	19.9
0.523500	---	33.92	46.00	12.08	N	OFF	19.9
0.523500	48.69	---	56.00	7.31	N	OFF	19.9
0.550500	---	29.38	46.00	16.62	N	OFF	19.9
0.550500	44.12	---	56.00	11.88	N	OFF	19.9
0.575250	---	28.03	46.00	17.97	N	OFF	19.9
0.575250	40.60	---	56.00	15.40	N	OFF	19.9
0.627000	---	24.34	46.00	21.66	N	OFF	19.9
0.627000	37.34	---	56.00	18.66	N	OFF	19.9
0.701250	---	26.95	46.00	19.05	N	OFF	19.9
0.701250	42.39	---	56.00	13.61	N	OFF	19.9
0.825000	---	24.69	46.00	21.31	N	OFF	20.0
0.825000	36.19	---	56.00	19.81	N	OFF	20.0
0.876750	---	24.16	46.00	21.84	N	OFF	20.0
0.876750	35.50	---	56.00	20.50	N	OFF	20.0
0.957750	---	23.82	46.00	22.18	N	OFF	20.0
0.957750	35.44	---	56.00	20.56	N	OFF	20.0
1.014000	---	21.64	46.00	24.36	N	OFF	20.0

1.014000	33.60	---	56.00	22.40	N	OFF	20.0
1.113000	---	20.71	46.00	25.29	N	OFF	20.0
1.113000	32.54	---	56.00	23.46	N	OFF	20.0
1.236750	---	22.60	46.00	23.40	N	OFF	20.0
1.236750	34.09	---	56.00	21.91	N	OFF	20.0
1.304250	---	24.12	46.00	21.88	N	OFF	20.0
1.304250	35.03	---	56.00	20.97	N	OFF	20.0
1.419000	---	25.39	46.00	20.61	N	OFF	20.0
1.419000	36.32	---	56.00	19.68	N	OFF	20.0
1.488750	---	24.95	46.00	21.05	N	OFF	20.0
1.488750	35.79	---	56.00	20.21	N	OFF	20.0
1.700250	---	21.82	46.00	24.18	N	OFF	20.0
1.700250	32.78	---	56.00	23.22	N	OFF	20.0
1.803750	---	23.29	46.00	22.71	N	OFF	20.0
1.803750	32.61	---	56.00	23.39	N	OFF	20.0
1.986000	---	22.22	46.00	23.78	N	OFF	20.0
1.986000	31.44	---	56.00	24.56	N	OFF	20.0
9.798000	---	27.82	50.00	22.18	N	OFF	20.6
9.798000	34.12	---	60.00	25.88	N	OFF	20.6

Appendix C. Radiated Spurious Emission Test Data

Test Engineer :	Jerry Lan、Gary Guo、Steven Wu	**Temperature :**	22.8~25.2°C
		Relative Humidity :	48.2~54.3%

Note symbol

-L	**Low channel location**
-R	**High channel location**

C1-1.Radiated Spurious Emission Test Modes

Mode	Band (MHz)	Antenna	Modulation	Channel	Frequency	Data Rate	RU	Remark
Mode 34	2400-2483.5	6	BLE CS ASK	02	2404	1Mbps	-	-
Mode 35	2400-2483.5	6	BLE CS ASK	38	2440	1Mbps	-	-
Mode 36	2400-2483.5	6	BLE CS ASK	76	2478	1Mbps	-	-

C1-2.Summary of each worse mode

Mode	Modulation	Ch.	Freq. (MHz)	Level (dBuV/m)	Limit (dBuV/m)	Margin (dB)	Pol.	Peak Avg.	Result	RU	Remark
34	BLE CS ASK	02	2388.77	44.92	74.00	-29.08	V	Peak	Pass	-	Band Edge
	BLE CS ASK	02	4808.00	40.91	74.00	-33.09	H	Peak	Pass	-	Harmonic
35	BLE CS ASK	38	2488.96	45.58	74.00	-28.42	H	Peak	Pass	-	Band Edge
	BLE CS ASK	38	7320.00	45.78	74.00	-28.22	V	Peak	Pass	-	Harmonic
36	BLE CS ASK	76	2483.98	46.28	74.00	-27.72	H	Peak	Pass	-	Band Edge
	BLE CS ASK	76	7434.00	44.55	74.00	-29.45	V	Peak	Pass	-	Harmonic

Mode	34	
	Band Edge	
	2400-2483.5_BLE CS ASK_CH02_2404MHz	
ANT	6	
Pol.	Horizontal	Fundamental
Peak	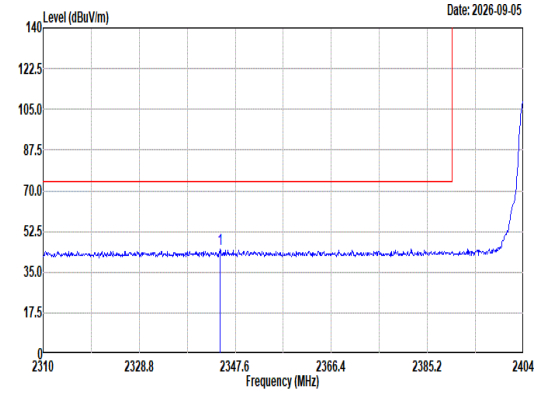 Site : 03CH16-HY Condition: PEAK_BE_74 3m 9120D-1522_260326 HORIZONTAL : RBW:1000.000kHz VBW:3000.000kHz SWT:Auto Freq Level Limit Line Margin Read Level Ant Factor Cable Loss Preamp Factor Aux Factor APos TPos Remark MHz dBuV/m dBuV/m dB dBuV dB/m dB dB dB cm deg 1 2344.69 44.91 74.00 -29.09 45.51 27.25 8.24 36.09 0.00 100 113 Peak 2 2344.69 -16.20 54.00 -70.20 -- -- -- -- -- -- -- AVERAGE	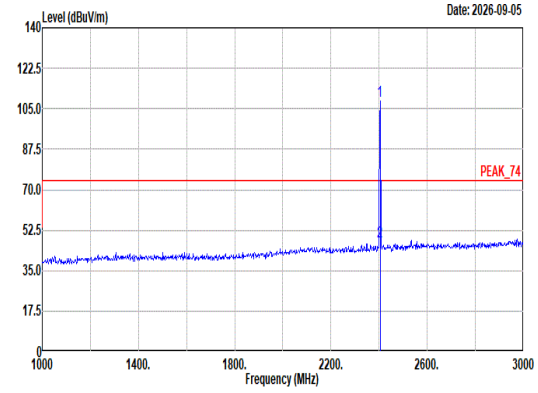 Site : 03CH16-HY Condition: PEAK_74 3m 9120D-1522_260326 HORIZONTAL : RBW:1000.000kHz VBW:3000.000kHz SWT:Auto Freq Level Limit Line Margin Read Level Ant Factor Cable Loss Preamp Factor Aux Factor APos TPos Remark MHz dBuV/m dBuV/m dB dBuV dB/m dB dB dB cm deg 1 2404.00 108.47 ------ ------ 108.73 27.50 8.34 36.10 0.00 100 113 Peak 2 2404.00 47.36 ------ ------ -- -- -- -- -- -- -- Average

Mode	34	
	Band Edge	
	2400-2483.5_BLE CS ASK _CH02_2404MHz	
ANT	6	
Pol.	Vertical	Fundamental
Peak	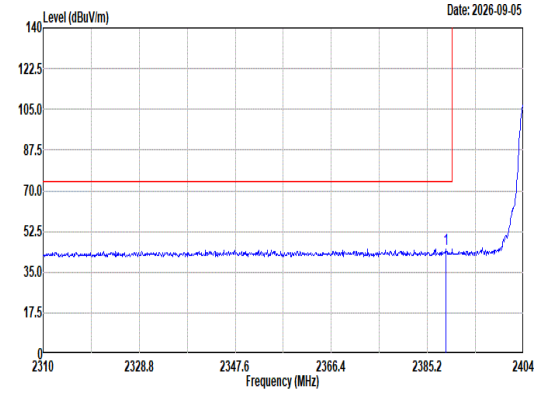 Site : 03CH16-HY Condition: PEAK_BE_74 3m 9120D-1522_260326 VERTICAL : RBW:1000.000kHz VBW:3000.000kHz SWT:Auto Freq Level Limit Line Margin Read Level Ant Factor Cable Loss Preamp Factor Aux Factor APos TPos Remark MHz dBuV/m dBuV/m dB dBuV dB/m dB dB dB cm deg 1 2388.77 44.92 74.00 -29.08 45.23 27.48 8.31 36.10 0.00 381 77 Peak 2 2388.77 -16.19 54.00 -70.19 -- -- -- -- -- -- -- AVERAGE	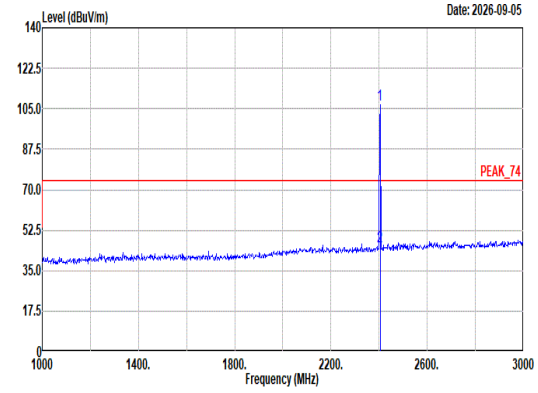 Site : 03CH16-HY Condition: PEAK_74 3m 9120D-1522_260326 VERTICAL : RBW:1000.000kHz VBW:3000.000kHz SWT:Auto Freq Level Limit Line Margin Read Level Ant Factor Cable Loss Preamp Factor Aux Factor APos TPos Remark MHz dBuV/m dBuV/m dB dBuV dB/m dB dB dB cm deg 1 2404.00 106.56 ------ ------ 106.82 27.50 8.34 36.10 0.00 381 77 Peak 2 2404.00 45.45 ------ ------ -- -- -- -- -- -- -- Average

Mode	34	
	Harmonic	
	2400-2483.5_BLE CS ASK_CH02_2404MHz	
ANT	6	
Pol.	Horizontal	Vertical
Peak Avg	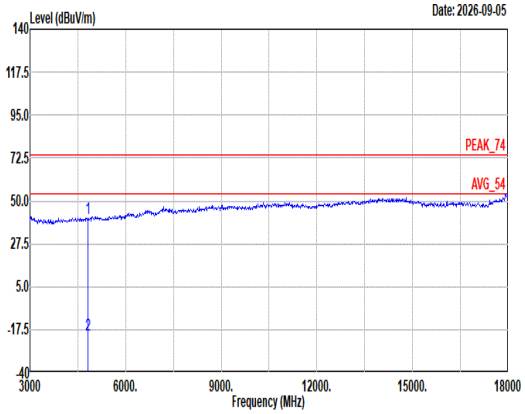 Site : 03CH16-HY Condition: PEAK_74 3m 9120D-1522_260326 HORIZONTAL Freq Level Limit Line Margin Read Level Ant Factor Cable Loss Preamp Factor Aux Factor APos TPos Remark MHz dBuV/m dBuV/m dB dBuV dB/m dB dB dB cm deg 1 4808.00 40.91 74.00 -33.09 62.69 32.42 11.20 66.34 0.94 -- -- Peak 2 4808.00 -20.20 54.00 -74.20 -- -- -- -- -- -- -- Average	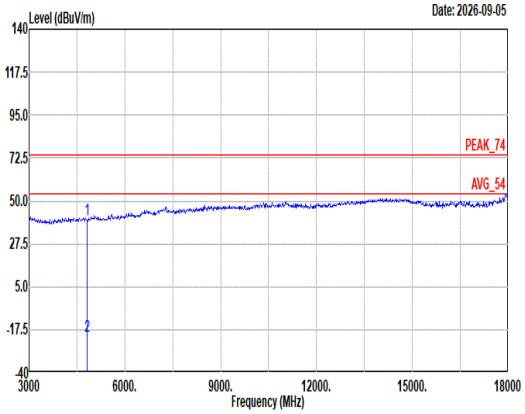 Site : 03CH16-HY Condition: PEAK_74 3m 9120D-1522_260326 VERTICAL Freq Level Limit Line Margin Read Level Ant Factor Cable Loss Preamp Factor Aux Factor APos TPos Remark MHz dBuV/m dBuV/m dB dBuV dB/m dB dB dB cm deg 1 4808.00 40.33 74.00 -33.67 62.11 32.42 11.20 66.34 0.94 -- -- Peak 2 4808.00 -20.78 54.00 -74.78 -- -- -- -- -- -- -- Average

Mode	34	
	Harmonic	
	2400-2483.5_BLE CS ASK _CH02_2404MHz	
ANT	6	
Pol.	Horizontal	Vertical
10.6G ~18G Avg	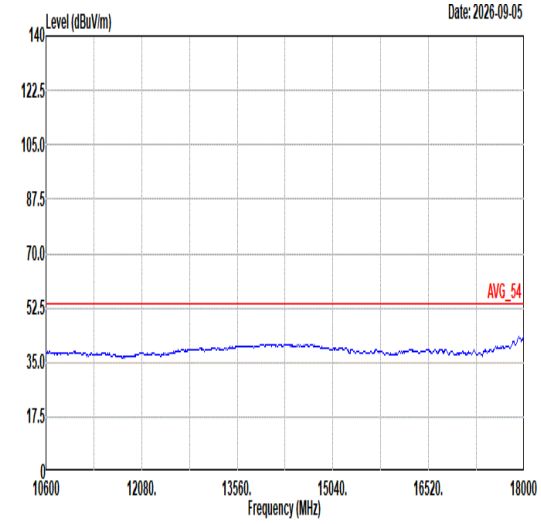 Site : 03CH16-HY Condition: AVG_54 3m 9120D-1522_260326 HORIZONTAL	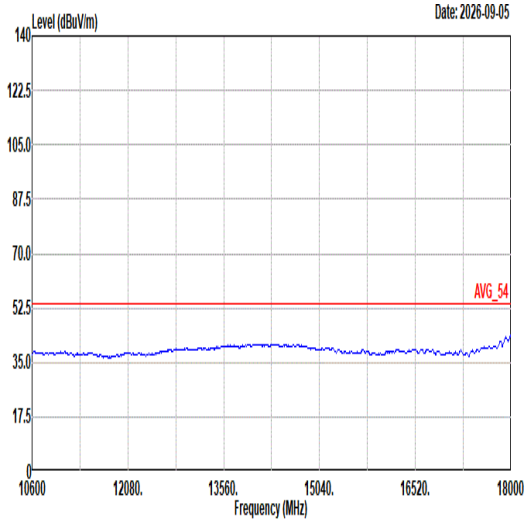 Site : 03CH16-HY Condition: AVG_54 3m 9120D-1522_260326 VERTICAL

Mode	35	
	Band Edge - L	
	2400-2483.5_BLE CS ASK_CH38_2440MHz	
ANT	6	
Pol.	Horizontal	Fundamental
Peak	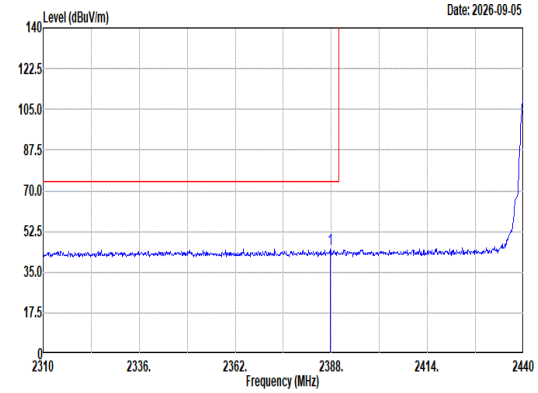 Site : 03CH16-HY Condition: PEAK_BE_74 3m 9120D-1522_260326 HORIZONTAL : RBW:1000.000kHz VBW:3000.000kHz SWT:Auto Freq Level Limit Line Margin Read Level Ant Factor Cable Loss Preamp Factor Aux Factor APos TPos Remark MHz dBuV/m dBuV/m dB dBuV dB/m dB dB dB cm deg 1 2387.74 45.00 74.00 -29.00 45.34 27.45 8.31 36.10 0.00 116 147 Peak 2 2387.74 -16.11 54.00 -70.11 -- -- -- -- -- -- -- AVERAGE	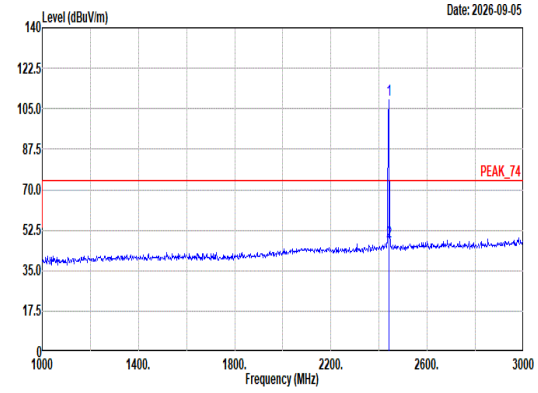 Site : 03CH16-HY Condition: PEAK_74 3m 9120D-1522_260326 HORIZONTAL : RBW:1000.000kHz VBW:3000.000kHz SWT:Auto Freq Level Limit Line Margin Read Level Ant Factor Cable Loss Preamp Factor Aux Factor APos TPos Remark MHz dBuV/m dBuV/m dB dBuV dB/m dB dB dB cm deg 1 2440.00 108.86 ------ ------ 108.97 27.60 8.39 36.10 0.00 116 147 Peak 2 2440.00 47.75 ------ ------ -- -- -- -- -- -- -- Average

Mode	35	
	Band Edge - R	
	2400-2483.5_BLE CS ASK _CH38_2440MHz	
ANT	6	
Pol.	Horizontal	Fundamental
Peak	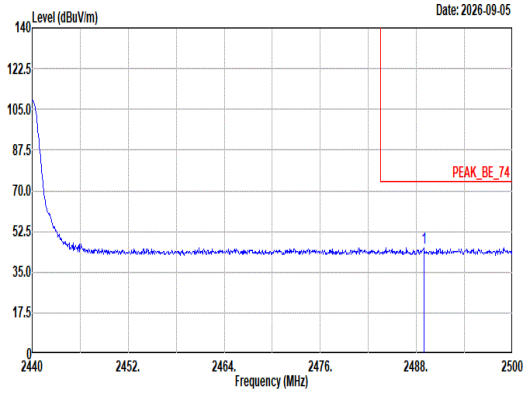 Site : 03CH16-HY Condition: PEAK_BE_74 3m 9120D-1522_260326 HORIZONTAL : RBW:1000.000kHz VBW:3000.000kHz SWT:Auto Freq Level Limit Line Margin Read Level Ant Factor Cable Loss Preamp Factor Aux Factor APos TPos Remark MHz dBuV/m dBuV/m dB dBuV dB/m dB dB dB cm deg 1 2488.96 45.58 74.00 -28.42 45.53 27.70 8.46 36.11 0.00 116 147 Peak 2 2488.96 -15.53 54.00 -69.53 -- -- -- -- -- -- -- AVERAGE	Blank

Mode	35	
	Band Edge - L	
	2400-2483.5_BLE CS ASK_CH38_2440MHz	
ANT	6	
Pol.	Vertical	Fundamental
Peak	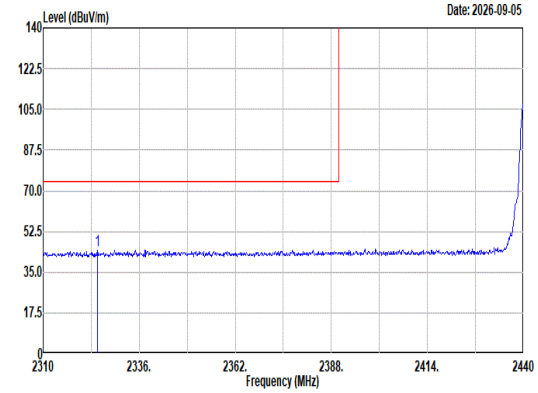 Site : 03CH16-HY Condition: PEAK_BE_74 3m 9120D-1522_260326 VERTICAL : RBW:1000.000kHz VBW:3000.000kHz SWT:Auto Limit Read Ant Cable Preamp Aux APos TPos Freq Level Line Margin Level Factor Loss Factor Factor Remark MHz dBuV/m dBuV/m dB dBuV dB/m dB dB dB cm deg 1 2324.69 44.33 74.00 -29.67 45.16 27.05 8.21 36.09 0.00 367 78 Peak 2 2324.69 -16.78 54.00 -70.78 -- -- -- -- -- -- -- AVERAGE	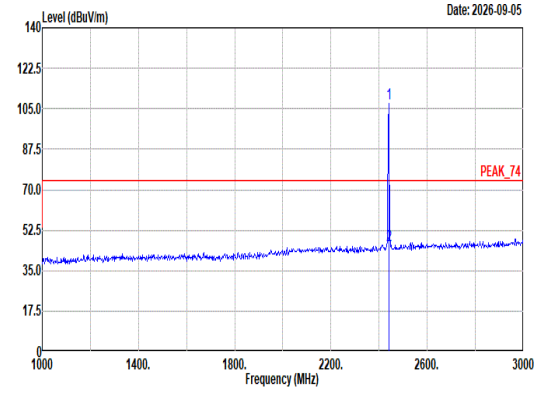 Site : 03CH16-HY Condition: PEAK_74 3m 9120D-1522_260326 VERTICAL : RBW:1000.000kHz VBW:3000.000kHz SWT:Auto Limit Read Ant Cable Preamp Aux APos TPos Freq Level Line Margin Level Factor Loss Factor Factor Remark MHz dBuV/m dBuV/m dB dBuV dB/m dB dB dB cm deg 1 2440.00 107.04 ------ ------ 107.15 27.60 8.39 36.10 0.00 367 78 Peak 2 2440.00 45.93 ------ ------ -- -- -- -- -- -- -- Average

Mode	35	
	Band Edge - R	
	2400-2483.5_ BLE CS ASK _CH38_2440MHz	
ANT	6	
Pol.	Vertical	Fundamental
Peak	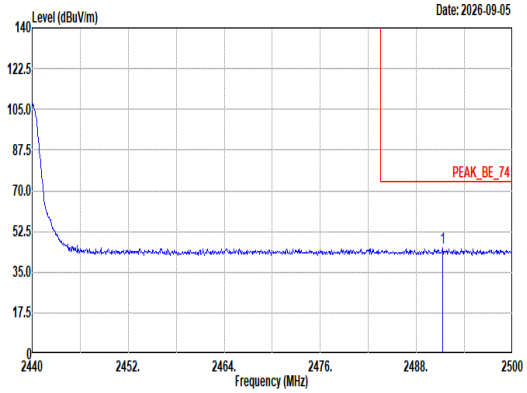 Site : 03CH16-HY Condition: PEAK_BE_74 3m 9120D-1522_260326 VERTICAL : RBW:1000.000kHz VBW:3000.000kHz SWT:Auto Limit Read Ant Cable Preamp Aux APos TPos Freq Level Line Margin Level Factor Loss Factor Factor Remark MHz dBuV/m dBuV/m dB dBuV dB/m dB dB dB cm deg 1 2491.30 45.37 74.00 -28.63 45.31 27.70 8.47 36.11 0.00 367 78 Peak 2 2491.30 -15.74 54.00 -69.74 -- -- -- -- -- -- -- AVERAGE	Blank

Mode	35	
	Harmonic	
	2400-2483.5_ BLE CS ASK _CH38_2440MHz	
ANT	6	
Pol.	Horizontal	Vertical
Peak Avg	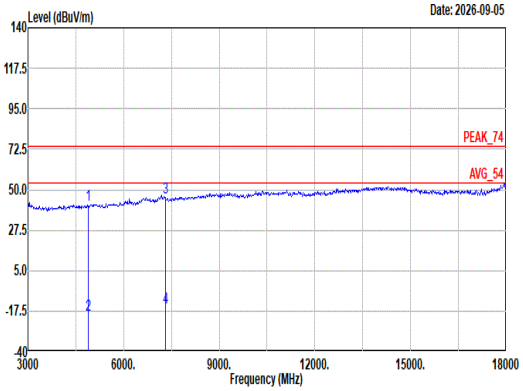 Site : 03CH16-HY Condition: PEAK_74 3m 9120D-1522_260326 HORIZONTAL Freq Level Limit Line Margin Read Level Ant Factor Cable Loss Preamp Factor Aux Factor APos TPos Remark 1 4880.00 41.61 74.00 -32.39 63.11 32.56 11.28 66.25 0.91 -- -- Peak 2 4880.00 -19.50 54.00 -73.50 -- -- -- -- -- -- -- Average 3 7320.00 45.72 74.00 -28.28 60.22 36.88 13.60 65.76 0.78 -- -- Peak 4 7320.00 -15.39 54.00 -69.39 -- -- -- -- -- -- -- Average	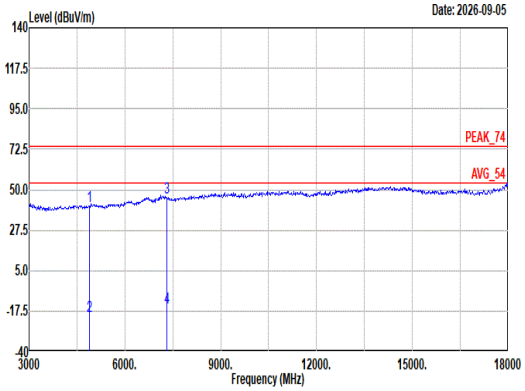 Site : 03CH16-HY Condition: PEAK_74 3m 9120D-1522_260326 VERTICAL Freq Level Limit Line Margin Read Level Ant Factor Cable Loss Preamp Factor Aux Factor APos TPos Remark 1 4880.00 40.53 74.00 -33.47 62.03 32.56 11.28 66.25 0.91 -- -- Peak 2 4880.00 -20.42 54.00 -74.42 -- -- -- -- -- -- -- Average 3 7320.00 45.78 74.00 -28.22 60.28 36.88 13.60 65.76 0.78 -- -- Peak 4 7320.00 -15.33 54.00 -69.33 -- -- -- -- -- -- -- Average

Mode	35	
	Harmonic	
	2400-2483.5_ BLE CS ASK _CH38_2440MHz	
ANT	6	
Pol.	Horizontal	Vertical
10.6G ~18G Avg	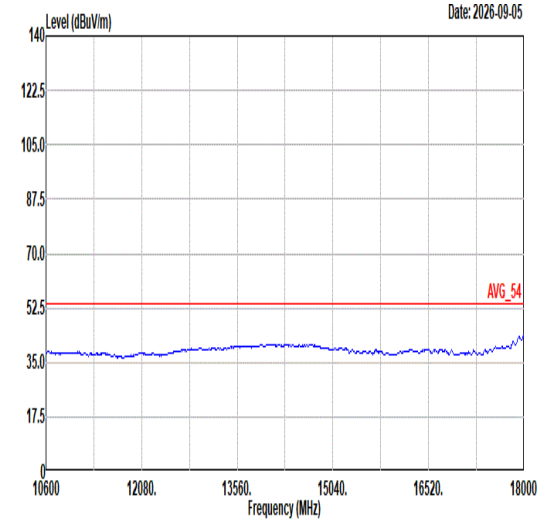 Site : 03CH16-HY Condition: AVG_54 3m 9120D-1522_260326 HORIZONTAL	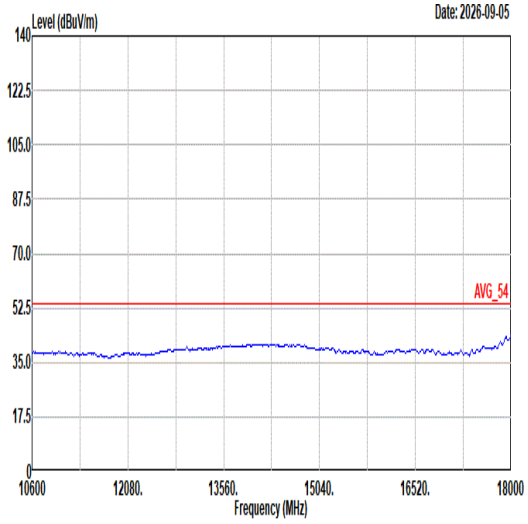 Site : 03CH16-HY Condition: AVG_54 3m 9120D-1522_260326 VERTICAL

Mode	36	
	Band Edge	
	2400-2483.5_ BLE CS ASK _CH76_2478MHz	
ANT	6	
Pol.	Horizontal	Fundamental
Peak	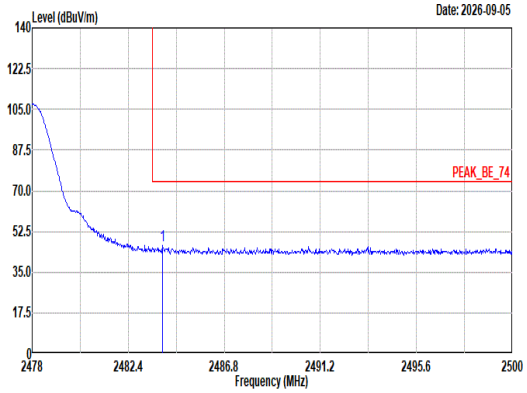 Site : 03CH16-HY Condition: PEAK_BE_74 3m 9120D-1522_260326 HORIZONTAL : RBW:1000.000kHz VBW:3000.000kHz SWT:Auto Freq Level Limit Line Margin Read Level Ant Factor Cable Loss Preamp Factor Aux Factor APos TPos Remark MHz dBuV/m dBuV/m dB dBuV dB/m dB dB dB cm deg 1 2483.98 46.28 74.00 -27.72 46.23 27.70 8.46 36.11 0.00 100 147 Peak 2 2483.98 -14.83 54.00 -68.83 -- -- -- -- -- -- -- AVERAGE	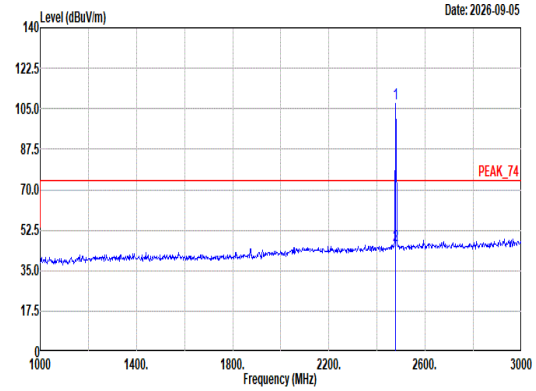 Site : 03CH16-HY Condition: PEAK_74 3m 9120D-1522_260326 HORIZONTAL : RBW:1000.000kHz VBW:3000.000kHz SWT:Auto Freq Level Limit Line Margin Read Level Ant Factor Cable Loss Preamp Factor Aux Factor APos TPos Remark MHz dBuV/m dBuV/m dB dBuV dB/m dB dB dB cm deg 1 2478.00 107.12 ------ ------ 107.08 27.70 8.45 36.11 0.00 100 147 Peak 2 2478.00 46.01 ------ ------ -- -- -- -- -- -- -- Average

Mode	36	
	Band Edge	
	2400-2483.5_ BLE CS ASK _CH76_2478MHz	
ANT	6	
Pol.	Vertical	Fundamental
Peak	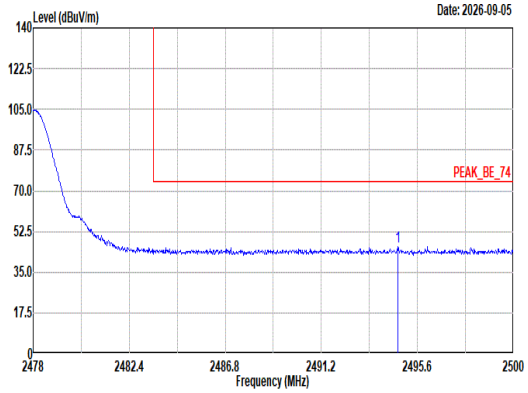 Site : 03CH16-HY Condition: PEAK_BE_74 3m 9120D-1522_260326 VERTICAL : RBW:1000.000kHz VBW:3000.000kHz SWT:Auto Freq Level / Limit Line / Margin / Read Level / Ant Factor / Cable Loss / Preamp Factor / Aux Factor / APos / TPos / Remark MHz dBuV/m dBuV/m dB dBuV dB/m dB dB dB cm deg 1 2494.72 45.90 74.00 -28.10 45.84 27.70 8.47 36.11 0.00 400 77 Peak 2 2494.72 -15.21 54.00 -69.21 -- -- -- -- -- -- -- AVERAGE	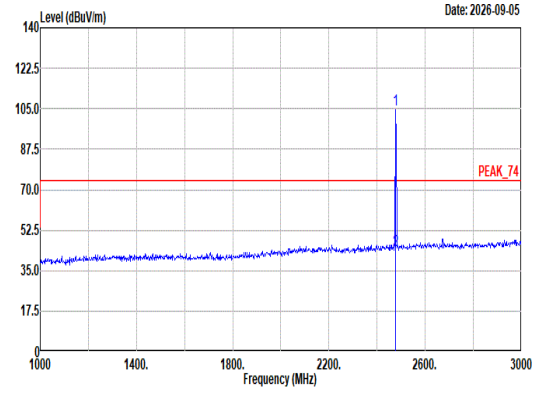 Site : 03CH16-HY Condition: PEAK_74 3m 9120D-1522_260326 VERTICAL : RBW:1000.000kHz VBW:3000.000kHz SWT:Auto Freq Level / Limit Line / Margin / Read Level / Ant Factor / Cable Loss / Preamp Factor / Aux Factor / APos / TPos / Remark MHz dBuV/m dBuV/m dB dBuV dB/m dB dB dB cm deg 1 2478.00 104.70 ------ ------ 104.66 27.70 8.45 36.11 0.00 400 77 Peak 2 2478.00 43.59 ------ ------ -- -- -- -- -- -- -- Average

Mode	36	
	Harmonic	
	2400-2483.5_ BLE CS ASK _CH76_2478MHz	
ANT	6	
Pol.	Horizontal	Vertical
Peak Avg	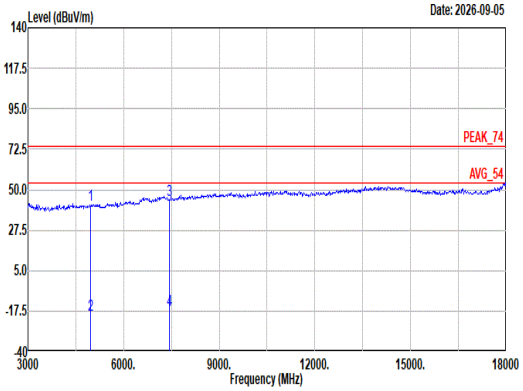 Site : 03CH16-HY Condition: PEAK_74 3m 9120D-1522_260326 HORIZONTAL Freq Level Limit Line Margin Read Level Ant Factor Cable Loss Preamp Factor Aux Factor APos TPos Remark MHz dBuV/m dBuV/m dB dBuV dB/m dB dB dB cm deg 1 4956.00 41.52 74.00 -32.48 62.40 33.01 11.37 66.15 0.89 -- -- Peak 2 4956.00 -19.59 54.00 -73.59 -- -- -- -- -- -- -- Average 3 7434.00 44.48 74.00 -29.52 59.37 36.43 13.71 65.81 0.78 -- -- Peak 4 7434.00 -16.63 54.00 -70.63 -- -- -- -- -- -- -- Average	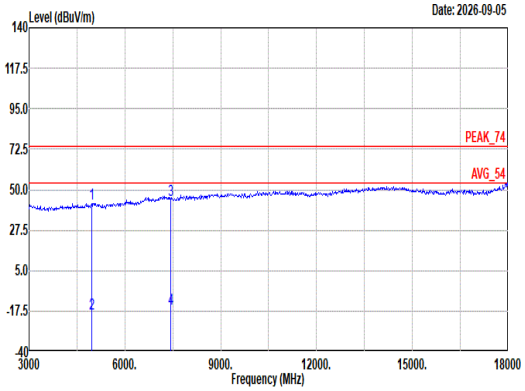 Site : 03CH16-HY Condition: PEAK_74 3m 9120D-1522_260326 VERTICAL Freq Level Limit Line Margin Read Level Ant Factor Cable Loss Preamp Factor Aux Factor APos TPos Remark MHz dBuV/m dBuV/m dB dBuV dB/m dB dB dB cm deg 1 4956.00 42.23 74.00 -31.77 63.11 33.01 11.37 66.15 0.89 -- -- Peak 2 4956.00 -18.88 54.00 -72.88 -- -- -- -- -- -- -- Average 3 7434.00 44.55 74.00 -29.45 59.44 36.43 13.71 65.81 0.78 -- -- Peak 4 7434.00 -16.56 54.00 -70.56 -- -- -- -- -- -- -- Average

Mode	36	
	Harmonic	
	2400-2483.5_ BLE CS ASK _CH76_2478MHz	
ANT	6	
Pol.	Horizontal	Vertical
10.6G ~18G Avg	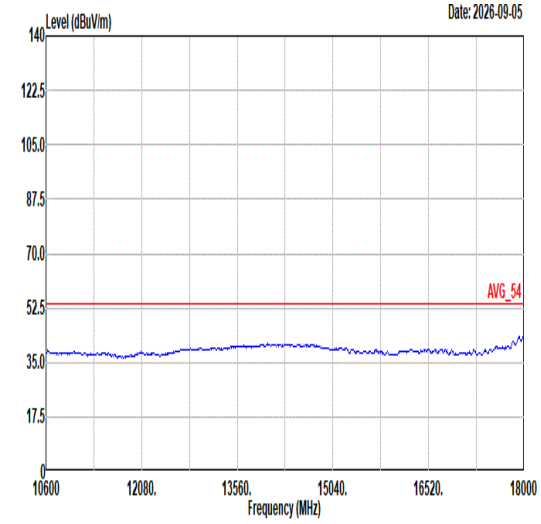	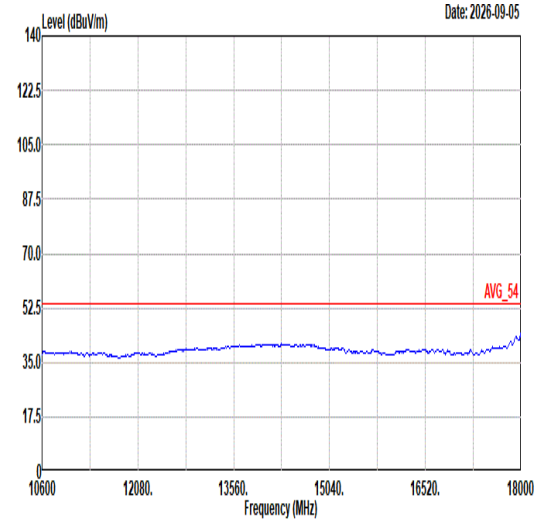

C2-1.Radiated Spurious Emission Test Modes

Mode	Band (MHz)	Antenna	Modulation	Channel	Frequency	Data Rate	RU	Remark
Mode 43	2400-2483.5	3	BLE CS ASK	02	2404	1Mbps	-	-
Mode 44	2400-2483.5	3	BLE CS ASK	38	2440	1Mbps	-	-
Mode 45	2400-2483.5	3	BLE CS ASK	76	2478	1Mbps	-	-

C2-2.Summary of each worse mode

Mode	Modulation	Ch.	Freq. (MHz)	Level (dBuV/m)	Limit (dBuV/m)	Margin (dB)	Pol.	Peak Avg.	Result	RU	Remark
43	BLE CS ASK	02	2385.86	45.18	74.00	-28.82	H	Peak	Pass	-	Band Edge
	BLE CS ASK	02	4808.00	40.66	74.00	-33.34	V	Peak	Pass	-	Harmonic
44	BLE CS ASK	38	2358.75	45.33	74.00	-28.67	V	Peak	Pass	-	Band Edge
	BLE CS ASK	38	7320.00	45.97	74.00	-28.03	H	Peak	Pass	-	Harmonic
45	BLE CS ASK	76	2493.60	45.41	74.00	-28.59	V	Peak	Pass	-	Band Edge
	BLE CS ASK	76	7434.00	45.38	74.00	-28.62	V	Peak	Pass	-	Harmonic

Mode	43	
	Band Edge	
	2400-2483.5_ BLE CS ASK _CH02_2404MHz	
ANT	3	
Pol.	Horizontal	Fundamental
Peak	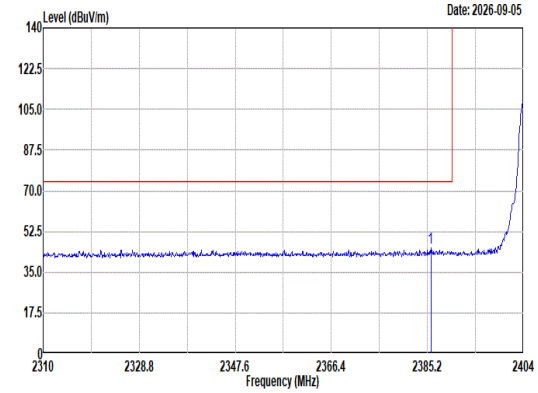 Site : 03CH16-HY Condition: PEAK_BE_74 3m 9120D-1522_260326 HORIZONTAL : RBW:1000.000kHz VBW:3000.000kHz SWT:Auto Limit Read Ant Cable Preamp Aux APos TPos Freq Level Line Margin Level Factor Loss Factor Factor Remark MHz dBuV/m dBuV/m dB dBuV dB/m dB dB dB cm deg 1 2385.86 45.18 74.00 -28.82 45.55 27.42 8.31 36.10 0.00 121 114 Peak 2 2385.86 -15.54 54.00 -69.54 -- -- -- -- -- -- -- AVERAGE	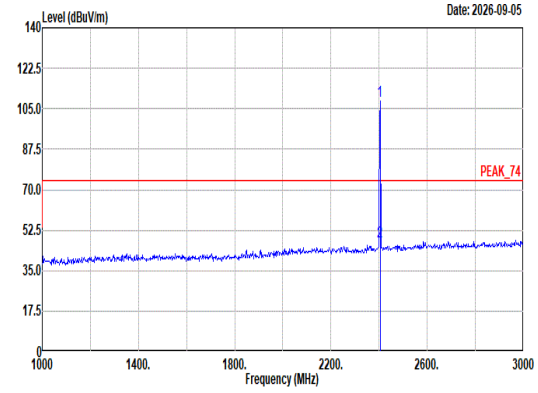 Site : 03CH16-HY Condition: PEAK_74 3m 9120D-1522_260326 HORIZONTAL : RBW:1000.000kHz VBW:3000.000kHz SWT:Auto Limit Read Ant Cable Preamp Aux APos TPos Freq Level Line Margin Level Factor Loss Factor Factor Remark MHz dBuV/m dBuV/m dB dBuV dB/m dB dB dB cm deg 1 2404.00 108.44 ------ ------ 108.70 27.50 8.34 36.10 0.00 121 114 Peak 2 2404.00 47.72 ------ ------ -- -- -- -- -- -- -- Average

Mode	43	
	Band Edge	
	2400-2483.5_ BLE CS ASK _CH02_2404MHz	
ANT	3	
Pol.	Vertical	Fundamental
Peak	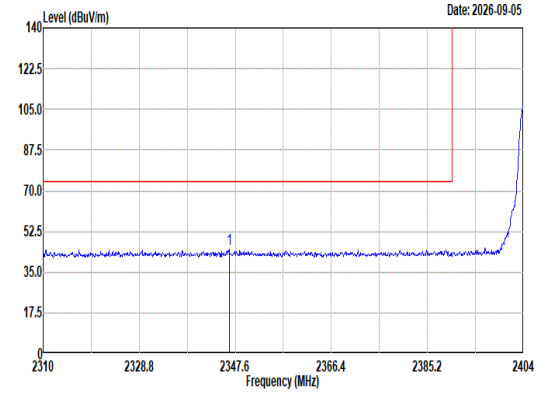 Site : 03CH16-HY Condition: PEAK_BE_74 3m 9120D-1522_260326 VERTICAL : RBW:1000.000kHz VBW:3000.000kHz SWT:Auto Freq Level Limit Line Margin Read Level Ant Factor Cable Loss Preamp Factor Aux Factor APos TPos Remark MHz dBuV/m dBuV/m dB dBuV dB/m dB dB dB cm deg 1 2346.38 44.89 74.00 -29.11 45.48 27.26 8.24 36.09 0.00 380 77 Peak 2 2346.38 -15.83 54.00 -69.83 -- -- -- -- -- -- -- AVERAGE	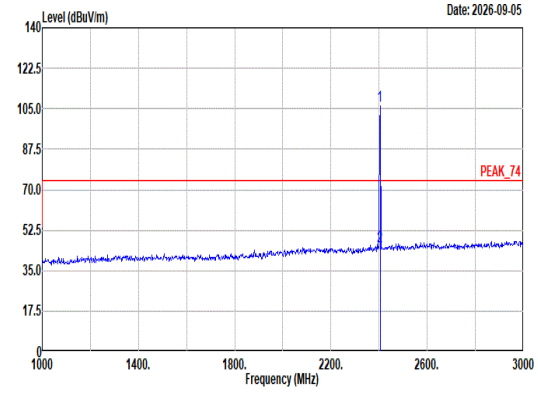 Site : 03CH16-HY Condition: PEAK_74 3m 9120D-1522_260326 VERTICAL : RBW:1000.000kHz VBW:3000.000kHz SWT:Auto Freq Level Limit Line Margin Read Level Ant Factor Cable Loss Preamp Factor Aux Factor APos TPos Remark MHz dBuV/m dBuV/m dB dBuV dB/m dB dB dB cm deg 1 2404.00 106.20 ------ ------ 106.46 27.50 8.34 36.10 0.00 380 77 Peak 2 2404.00 45.48 ------ ------ -- -- -- -- -- -- -- Average

Mode	43	
	Harmonic	
	2400-2483.5_ BLE CS ASK _CH02_2404MHz	
ANT	3	
Pol.	Horizontal	Vertical
Peak Avg	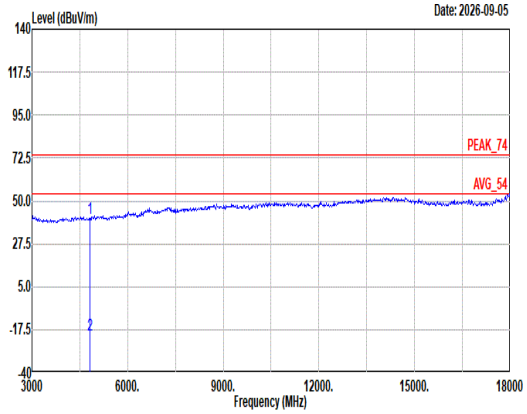 Site : 03CH16-HY Condition: PEAK_74 3m 9120D-1522_260326 HORIZONTAL Freq Level Limit Line Margin Read Level Ant Factor Cable Loss Preamp Factor Aux Factor APos TPos Remark MHz dBuV/m dBuV/m dB dBuV dB/m dB dB dB cm deg 1 4808.00 40.66 74.00 -33.34 62.44 32.42 11.20 66.34 0.94 -- -- Peak 2 4808.00 -20.06 54.00 -74.06 -- -- -- -- -- -- -- Average	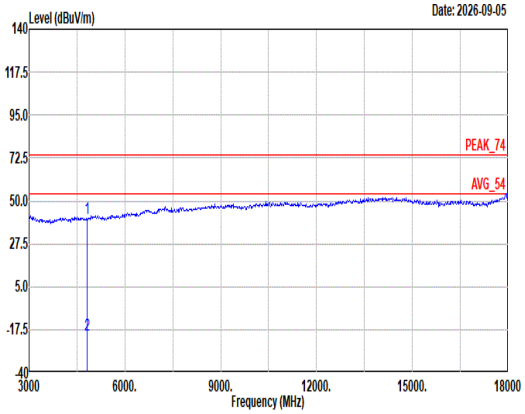 Site : 03CH16-HY Condition: PEAK_74 3m 9120D-1522_260326 VERTICAL Freq Level Limit Line Margin Read Level Ant Factor Cable Loss Preamp Factor Aux Factor APos TPos Remark MHz dBuV/m dBuV/m dB dBuV dB/m dB dB dB cm deg 1 4808.00 40.66 74.00 -33.34 62.44 32.42 11.20 66.34 0.94 -- -- Peak 2 4808.00 -20.06 54.00 -74.06 -- -- -- -- -- -- -- Average

Mode	43	
	Harmonic	
	2400-2483.5_ BLE CS ASK _CH02_2404MHz	
ANT	3	
Pol.	Horizontal	Vertical
10.6G ~18G Avg	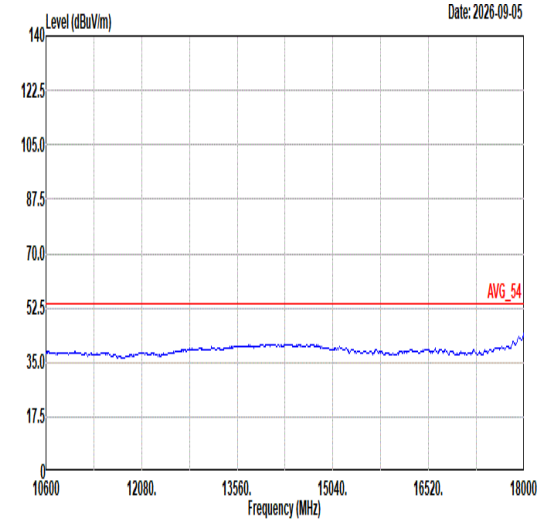 Site : 03CH16-HY Condition: AVG_54 3m 9120D-1522_260326 HORIZONTAL	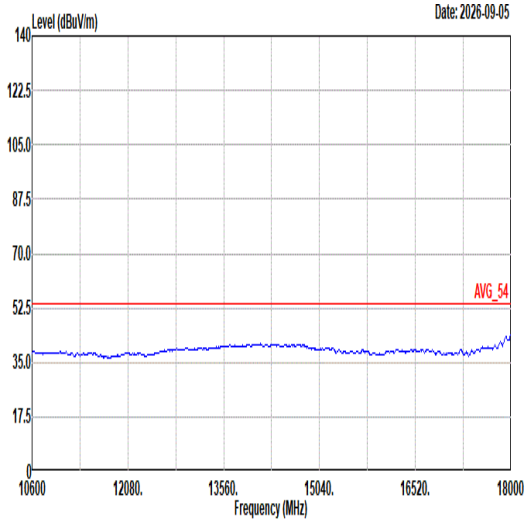 Site : 03CH16-HY Condition: AVG_54 3m 9120D-1522_260326 VERTICAL

Mode	44	
	Band Edge - L	
	2400-2483.5_ BLE CS ASK _CH38_2440MHz	
ANT	3	
Pol.	Horizontal	Fundamental
Peak	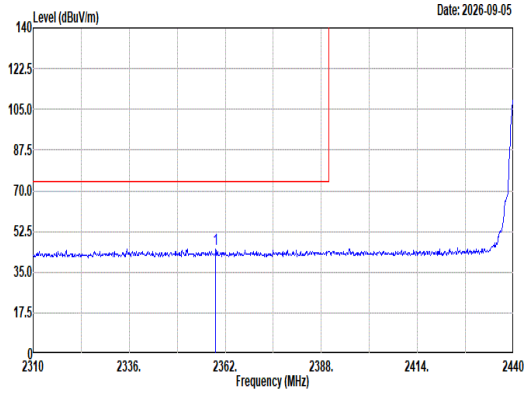 Site : 03CH16-HY Condition: PEAK_BE_74 3m 9120D-1522_260326 HORIZONTAL : RBW:1000.000kHz VBW:3000.000kHz SWT:Auto Freq Level Limit Line Margin Read Level Ant Factor Cable Loss Preamp Factor Aux Factor APos TPos Remark MHz dBuV/m dBuV/m dB dBuV dB/m dB dB dB cm deg 1 2359.40 45.01 74.00 -28.99 45.63 27.21 8.27 36.10 0.00 116 146 Peak 2 2359.40 -15.71 54.00 -69.71 -- -- -- -- -- -- -- AVERAGE	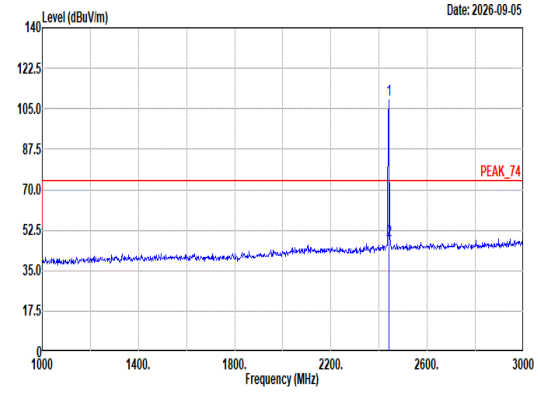 Site : 03CH16-HY Condition: PEAK_74 3m 9120D-1522_260326 HORIZONTAL : RBW:1000.000kHz VBW:3000.000kHz SWT:Auto Freq Level Limit Line Margin Read Level Ant Factor Cable Loss Preamp Factor Aux Factor APos TPos Remark MHz dBuV/m dBuV/m dB dBuV dB/m dB dB dB cm deg 1 2440.00 108.73 ------ ------ 108.84 27.60 8.39 36.10 0.00 116 146 Peak 2 2440.00 48.01 ------ ------ -- -- -- -- -- -- -- Average

Mode	44	
	Band Edge - R	
	2400-2483.5_ BLE CS ASK _CH38_2440MHz	
ANT	3	
Pol.	Horizontal	Fundamental
Peak	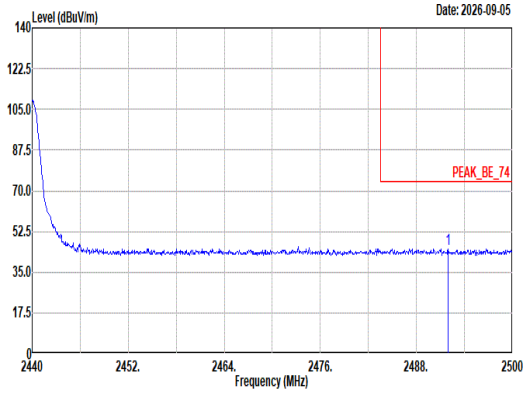 Site : 03CH16-HY Condition: PEAK_BE_74 3m 9120D-1522_260326 HORIZONTAL : RBW:1000.000kHz VBW:3000.000kHz SWT:Auto Freq Level Limit Line Margin Read Level Ant Factor Cable Loss Preamp Factor Aux Factor APos TPos Remark MHz dBuV/m dBuV/m dB dBuV dB/m dB dB dB cm deg 1 2491.96 45.06 74.00 -28.94 45.00 27.70 8.47 36.11 0.00 116 146 Peak 2 2491.96 -15.66 54.00 -69.66 -- -- -- -- -- -- -- AVERAGE	Blank

Mode	44	
	Band Edge - L	
	2400-2483.5_ BLE CS ASK _CH38_2440MHz	
ANT	3	
Pol.	Vertical	Fundamental
Peak	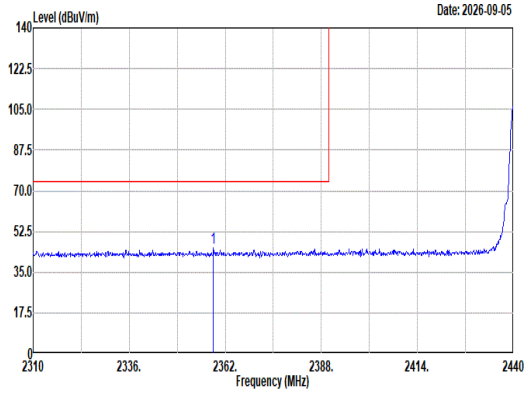 Site : 03CH16-HY Condition: PEAK_BE_74 3m 9120D-1522_260326 VERTICAL : RBW:1000.000kHz VBW:3000.000kHz SWT:Auto Freq Level Limit Line Margin Read Level Ant Factor Cable Loss Preamp Factor Aux Factor APos TPos Remark MHz dBuV/m dBuV/m dB dBuV dB/m dB dB dB cm deg 1 2358.75 45.33 74.00 -28.67 45.96 27.21 8.26 36.10 0.00 372 78 Peak 2 2358.75 -15.39 54.00 -69.39 -- -- -- -- -- -- -- AVERAGE	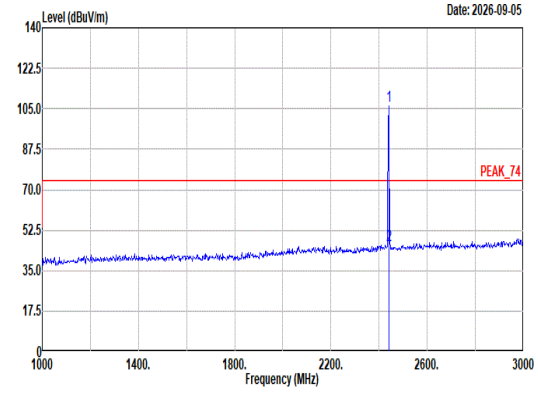 Site : 03CH16-HY Condition: PEAK_74 3m 9120D-1522_260326 VERTICAL : RBW:1000.000kHz VBW:3000.000kHz SWT:Auto Freq Level Limit Line Margin Read Level Ant Factor Cable Loss Preamp Factor Aux Factor APos TPos Remark MHz dBuV/m dBuV/m dB dBuV dB/m dB dB dB cm deg 1 2440.00 106.43 ------ ------ 106.54 27.60 8.39 36.10 0.00 372 78 Peak 2 2440.00 45.71 ------ ------ -- -- -- -- -- -- -- Average

Mode	44	
	Band Edge - R	
	2400-2483.5_ BLE CS ASK _CH38_2440MHz	
ANT	3	
Pol.	Vertical	Fundamental
Peak	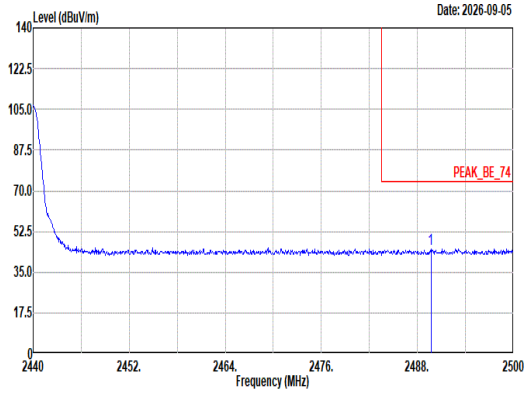 Site : 03CH16-HY Condition: PEAK_BE_74 3m 9120D-1522_260326 VERTICAL : RBW:1000.000kHz VBW:3000.000kHz SWT:Auto Freq Level Limit Line Margin Read Level Ant Factor Cable Loss Preamp Factor Aux Factor APos TPos Remark MHz dBuV/m dBuV/m dB dBuV dB/m dB dB dB cm deg 1 2489.68 45.15 74.00 -28.85 45.10 27.70 8.46 36.11 0.00 372 78 Peak 2 2489.68 -15.57 54.00 -69.57 -- -- -- -- -- -- -- AVERAGE	Blank

Mode	44	
	Harmonic	
	2400-2483.5_ BLE CS ASK _CH38_2440MHz	
ANT	3	
Pol.	Horizontal	Vertical
Peak Avg	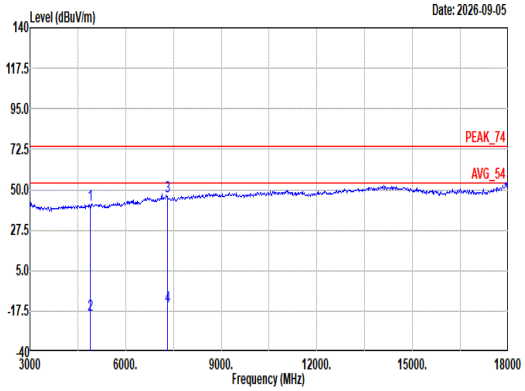 Site : 03CH16-HY Condition: PEAK_74 3m 9120D-1522_260326 HORIZONTAL Freq Level Limit Line Margin Read Level Ant Factor Cable Loss Preamp Factor Aux Factor APos TPos Remark MHz dBuV/m dBuV/m dB dBuV dB/m dB dB dB cm deg 1 4880.00 41.28 74.00 -32.72 62.78 32.56 11.28 66.25 0.91 -- -- Peak 2 4880.00 -19.44 54.00 -73.44 -- -- -- -- -- -- -- Average 3 7320.00 45.97 74.00 -28.03 60.47 36.88 13.60 65.76 0.78 -- -- Peak 4 7320.00 -14.75 54.00 -68.75 -- -- -- -- -- -- -- Average	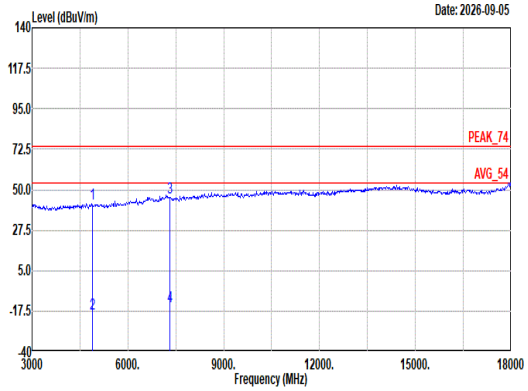 Site : 03CH16-HY Condition: PEAK_74 3m 9120D-1522_260326 VERTICAL Freq Level Limit Line Margin Read Level Ant Factor Cable Loss Preamp Factor Aux Factor APos TPos Remark MHz dBuV/m dBuV/m dB dBuV dB/m dB dB dB cm deg 1 4880.00 41.86 74.00 -32.14 63.36 32.56 11.28 66.25 0.91 -- -- Peak 2 4880.00 -18.86 54.00 -72.86 -- -- -- -- -- -- -- Average 3 7320.00 45.64 74.00 -28.36 60.14 36.88 13.60 65.76 0.78 -- -- Peak 4 7320.00 -15.08 54.00 -69.08 -- -- -- -- -- -- -- Average

Mode	44	
	Harmonic	
	2400-2483.5_ BLE CS ASK _CH38_2440MHz	
ANT	3	
Pol.	Horizontal	Vertical
10.6G ~18G Avg	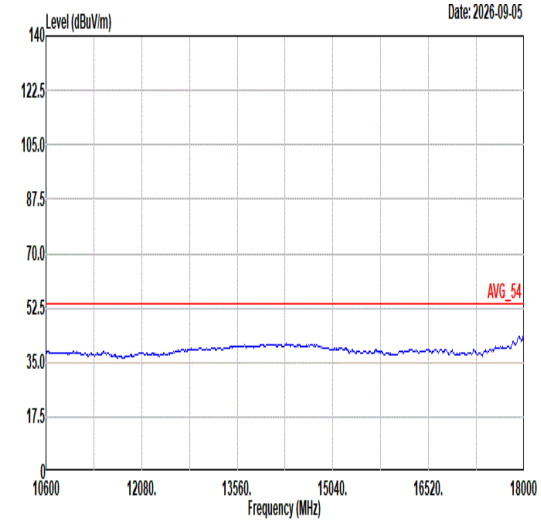 Site : 03CH16-HY Condition: AVG_54 3m 9120D-1522_260326 HORIZONTAL	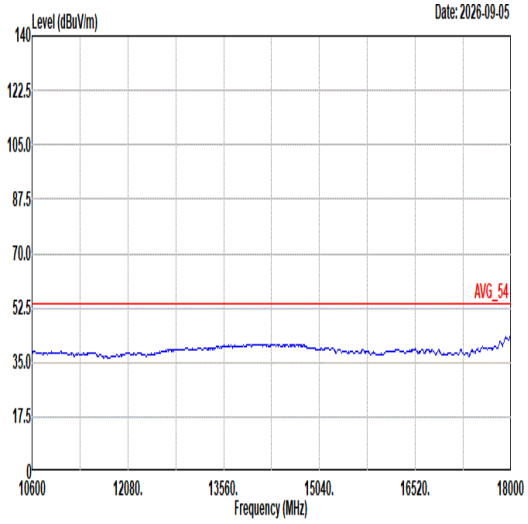 Site : 03CH16-HY Condition: AVG_54 3m 9120D-1522_260326 VERTICAL

Mode	45	
	Band Edge	
	2400-2483.5_ BLE CS ASK _CH76_2478MHz	
ANT	3	
Pol.	Horizontal	Fundamental
Peak	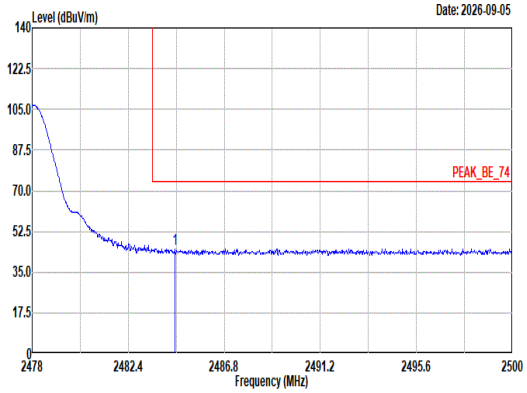 Site : 03CH16-HY Condition: PEAK_BE_74 3m 9120D-1522_260326 HORIZONTAL : RBW:1000.000kHz VBW:3000.000kHz SWT:Auto Freq Level Limit Line Margin Read Level Ant Factor Cable Loss Preamp Factor Aux Factor APos TPos Remark MHz dBuV/m dBuV/m dB dBuV dB/m dB dB dB cm deg 1 2484.53 45.03 74.00 -28.97 44.98 27.70 8.46 36.11 0.00 140 146 Peak 2 2484.53 -15.69 54.00 -69.69 -- -- -- -- -- -- -- AVERAGE	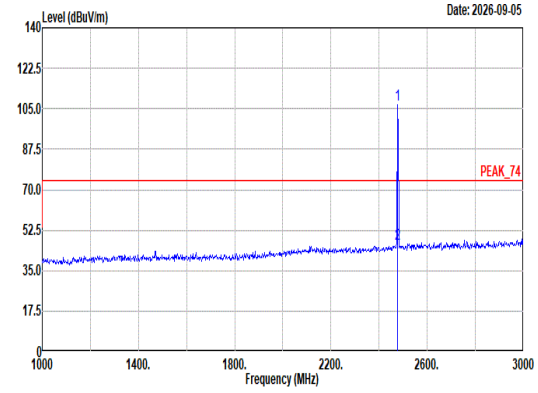 Site : 03CH16-HY Condition: PEAK_74 3m 9120D-1522_260326 HORIZONTAL : RBW:1000.000kHz VBW:3000.000kHz SWT:Auto Freq Level Limit Line Margin Read Level Ant Factor Cable Loss Preamp Factor Aux Factor APos TPos Remark MHz dBuV/m dBuV/m dB dBuV dB/m dB dB dB cm deg 1 2478.00 106.95 ------ ------ 106.91 27.70 8.45 36.11 0.00 140 146 Peak 2 2478.00 46.23 ------ ------ -- -- -- -- -- -- -- Average

Mode	45	
	Band Edge	
	2400-2483.5_ BLE CS ASK _CH76_2478MHz	
ANT	3	
Pol.	Vertical	Fundamental
Peak	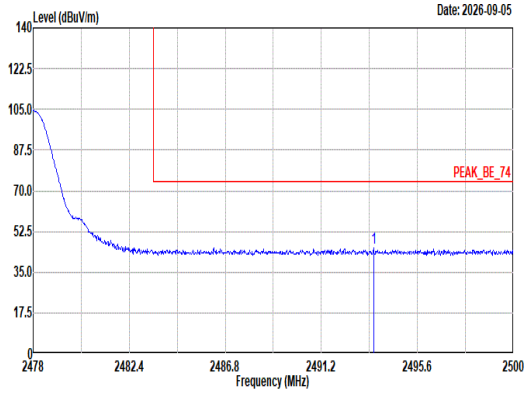 Site : 03CH16-HY Condition: PEAK_BE_74 3m 9120D-1522_260326 VERTICAL : RBW:1000.000kHz VBW:3000.000kHz SWT:Auto Freq Level Limit Line Margin Read Level Ant Factor Cable Loss Preamp Factor Aux Factor APos TPos Remark MHz dBuV/m dBuV/m dB dBuV dB/m dB dB dB cm deg 1 2493.60 45.41 74.00 -28.59 45.35 27.70 8.47 36.11 0.00 400 77 Peak 2 2493.60 -15.31 54.00 -69.31 -- -- -- -- -- -- -- AVERAGE	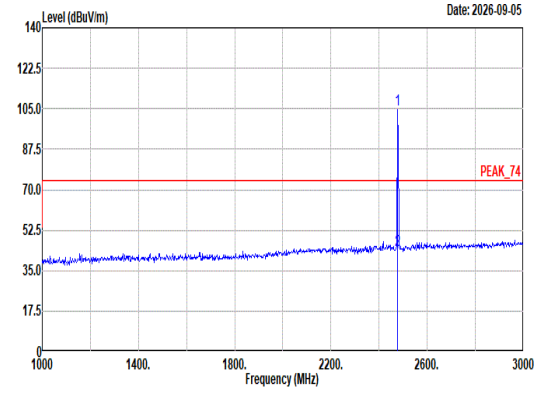 Site : 03CH16-HY Condition: PEAK_74 3m 9120D-1522_260326 VERTICAL : RBW:1000.000kHz VBW:3000.000kHz SWT:Auto Freq Level Limit Line Margin Read Level Ant Factor Cable Loss Preamp Factor Aux Factor APos TPos Remark MHz dBuV/m dBuV/m dB dBuV dB/m dB dB dB cm deg 1 2478.00 104.38 ------ ------ 104.34 27.70 8.45 36.11 0.00 400 77 Peak 2 2478.00 43.66 ------ ------ -- -- -- -- -- -- -- Average

Mode	45	
	Harmonic	
	2400-2483.5_ BLE CS ASK _CH76_2478MHz	
ANT	3	
Pol.	Horizontal	Vertical
Peak Avg	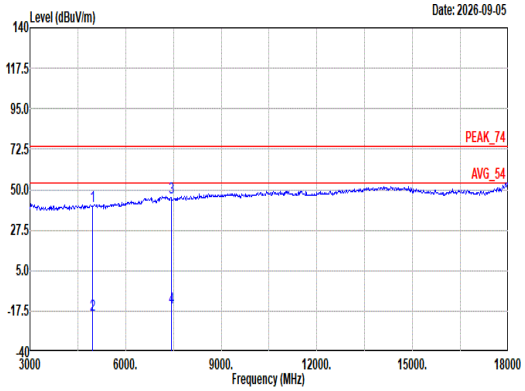 Site : 03CH16-HY Condition: PEAK_74 3m 9120D-1522_260326 HORIZONTAL Freq Level Limit Line Margin Read Level Ant Factor Cable Loss Preamp Factor Aux Factor APos TPos Remark MHz dBuV/m dBuV/m dB dBuV dB/m dB dB dB cm deg 1 4956.00 41.13 74.00 -32.87 62.01 33.01 11.37 66.15 0.89 -- -- Peak 2 4956.00 -19.59 54.00 -73.59 -- -- -- -- -- -- -- Average 3 7434.00 45.25 74.00 -28.75 60.14 36.43 13.71 65.81 0.78 -- -- Peak 4 7434.00 -15.47 54.00 -69.47 -- -- -- -- -- -- -- Average	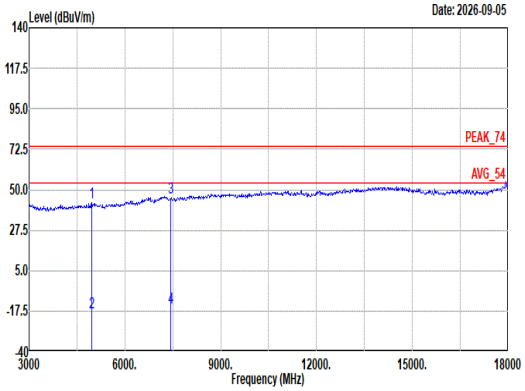 Site : 03CH16-HY Condition: PEAK_74 3m 9120D-1522_260326 VERTICAL Freq Level Limit Line Margin Read Level Ant Factor Cable Loss Preamp Factor Aux Factor APos TPos Remark MHz dBuV/m dBuV/m dB dBuV dB/m dB dB dB cm deg 1 4956.00 42.69 74.00 -31.31 63.57 33.01 11.37 66.15 0.89 -- -- Peak 2 4956.00 -18.03 54.00 -72.03 -- -- -- -- -- -- -- Average 3 7434.00 45.38 74.00 -28.62 60.27 36.43 13.71 65.81 0.78 -- -- Peak 4 7434.00 -15.34 54.00 -69.34 -- -- -- -- -- -- -- Average

Mode	45	
	Harmonic	
	2400-2483.5_ BLE CS ASK _CH76_2478MHz	
ANT	3	
Pol.	Horizontal	Vertical
10.6G ~18G Avg	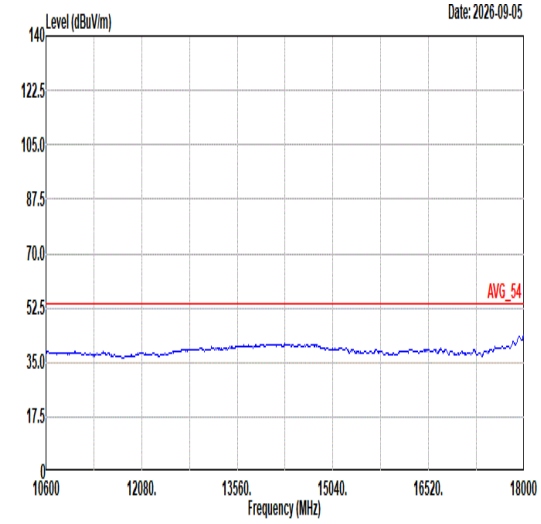 Site : 03CH16-HY Condition: AVG_54 3m 9120D-1522_260326 HORIZONTAL	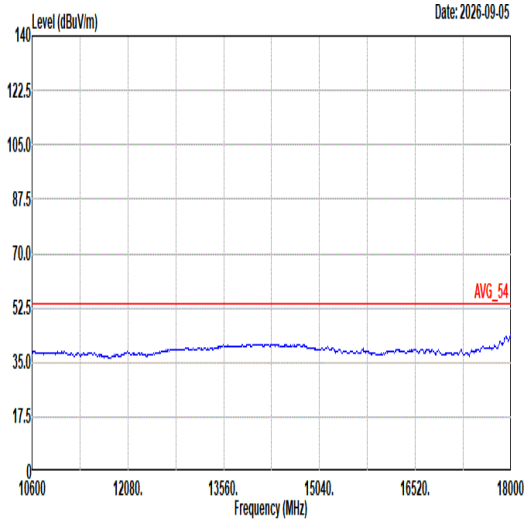 Site : 03CH16-HY Condition: AVG_54 3m 9120D-1522_260326 VERTICAL

C3-1.Radiated Spurious Emission Test Modes

Mode	Band (MHz)	Antenna	Modulation	Channel	Frequency	Data Rate	RU	Remark
Mode 52	2400-2483.5	6+3	BLE CS ASK	02	2404	1Mbps	-	-
Mode 53	2400-2483.5	6+3	BLE CS ASK	38	2440	1Mbps	-	-
Mode 54	2400-2483.5	6+3	BLE CS ASK	76	2478	1Mbps	-	-

C3-2.Summary of each worse mode

Mode	Modulation	Ch.	Freq. (MHz)	Level (dBuV/m)	Limit (dBuV/m)	Margin (dB)	Pol.	Peak Avg.	Result	RU	Remark
52	BLE CS ASK	02	2359.44	45.32	74.00	-28.68	H	Peak	Pass	-	Band Edge
	BLE CS ASK	02	4808.00	40.59	74.00	-33.41	V	Peak	Pass	-	Harmonic
53	BLE CS ASK	38	2490.40	45.54	74.00	-28.46	H	Peak	Pass	-	Band Edge
	BLE CS ASK	38	7320.00	45.69	74.00	-28.31	V	Peak	Pass	-	Harmonic
54	BLE CS ASK	76	2483.57	52.70	74.00	-21.30	H	Peak	Pass	-	Band Edge
	BLE CS ASK	76	7434.00	45.15	74.00	-28.85	V	Peak	Pass	-	Harmonic

Mode	52	
	Band Edge	
	2400-2483.5_ BLE CS ASK _CH02_2404MHz	
ANT	6+3	
Pol.	Horizontal	Fundamental
Peak	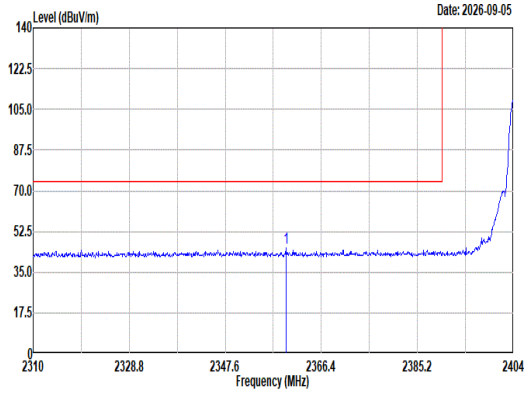 Site : 03CH16-HY Condition: PEAK_BE_74 3m 9120D-1522_260326 HORIZONTAL : RBW:1000.000kHz VBW:3000.000kHz SWT:Auto Limit Read Ant Cable Preamp Aux APos TPos Freq Level Line Margin Level Factor Loss Factor Factor Remark MHz dBuV/m dBuV/m dB dBuV dB/m dB dB dB cm deg 1 2359.44 45.32 74.00 -28.68 45.94 27.21 8.27 36.10 0.00 100 100 Peak 2 2359.44 -15.79 54.00 -69.79 -- -- -- -- -- -- -- AVERAGE	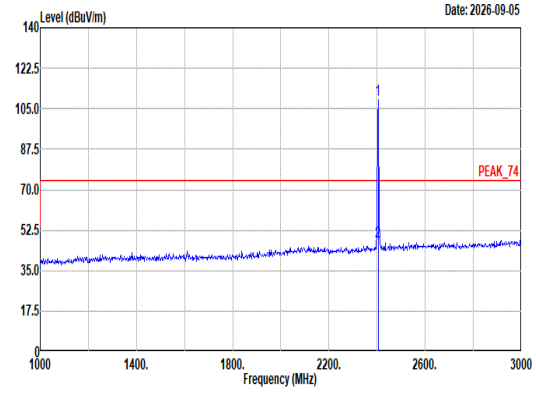 Site : 03CH16-HY Condition: PEAK_74 3m 9120D-1522_260326 HORIZONTAL : RBW:1000.000kHz VBW:3000.000kHz SWT:Auto Limit Read Ant Cable Preamp Aux APos TPos Freq Level Line Margin Level Factor Loss Factor Factor Remark MHz dBuV/m dBuV/m dB dBuV dB/m dB dB dB cm deg 1 2404.00 108.75 ------ ------ 109.01 27.50 8.34 36.10 0.00 100 100 Peak 2 2404.00 47.64 ------ ------ -- -- -- -- -- -- -- Average

Mode	52	
	Band Edge	
	2400-2483.5_ BLE CS ASK _CH02_2404MHz	
ANT	6+3	
Pol.	Vertical	Fundamental
Peak	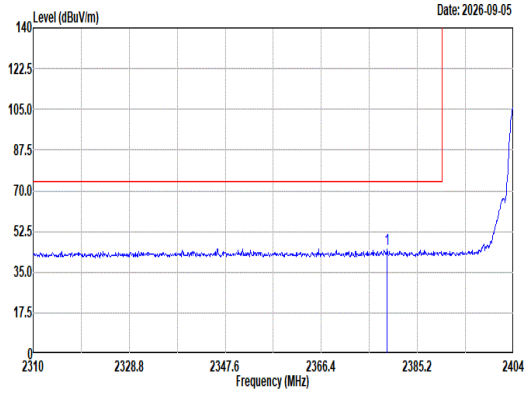 Site : 03CH16-HY Condition: PEAK_BE_74 3m 9120D-1522_260326 VERTICAL : RBW:1000.000kHz VBW:3000.000kHz SWT:Auto Freq Level Limit Line Margin Read Level Ant Factor Cable Loss Preamp Factor Aux Factor APos TPos Remark MHz dBuV/m dBuV/m dB dBuV dB/m dB dB dB cm deg 1 2379.28 44.72 74.00 -29.28 45.23 27.29 8.30 36.10 0.00 379 74 Peak 2 2379.28 -16.39 54.00 -70.39 -- -- -- -- -- -- -- AVERAGE	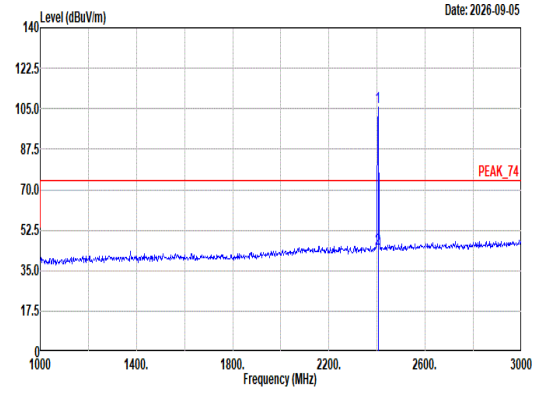 Site : 03CH16-HY Condition: PEAK_74 3m 9120D-1522_260326 VERTICAL : RBW:1000.000kHz VBW:3000.000kHz SWT:Auto Freq Level Limit Line Margin Read Level Ant Factor Cable Loss Preamp Factor Aux Factor APos TPos Remark MHz dBuV/m dBuV/m dB dBuV dB/m dB dB dB cm deg 1 2404.00 105.73 ------ ------ 105.99 27.50 8.34 36.10 0.00 379 74 Peak 2 2404.00 44.62 ------ ------ -- -- -- -- -- -- -- Average

Mode	52	
	Harmonic	
	2400-2483.5_ BLE CS ASK _CH02_2404MHz	
ANT	6+3	
Pol.	Horizontal	Vertical
Peak Avg	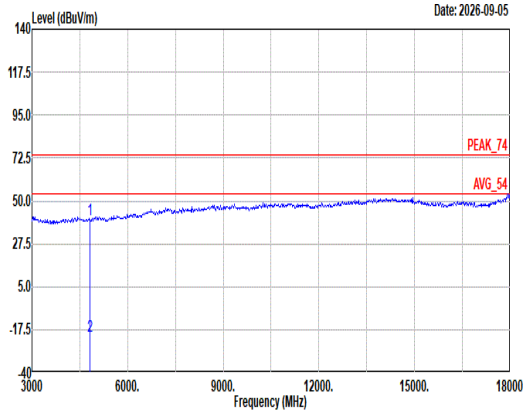 Site : 03CH16-HY Condition: PEAK_74 3m 9120D-1522_260326 HORIZONTAL Freq Level Limit Line Margin Read Level Ant Factor Cable Loss Preamp Factor Aux Factor APos TPos Remark MHz dBuV/m dBuV/m dB dBuV dB/m dB dB dB cm deg 1 4808.00 40.29 74.00 -33.71 62.07 32.42 11.20 66.34 0.94 -- -- Peak 2 4808.00 -20.82 54.00 -74.82 -- -- -- -- -- -- -- Average	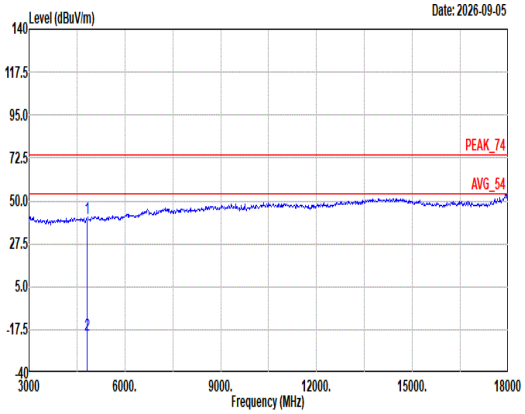 Site : 03CH16-HY Condition: PEAK_74 3m 9120D-1522_260326 VERTICAL Freq Level Limit Line Margin Read Level Ant Factor Cable Loss Preamp Factor Aux Factor APos TPos Remark MHz dBuV/m dBuV/m dB dBuV dB/m dB dB dB cm deg 1 4808.00 40.59 74.00 -33.41 62.37 32.42 11.20 66.34 0.94 -- -- Peak 2 4808.00 -20.52 54.00 -74.52 -- -- -- -- -- -- -- Average

Mode	52	
	Harmonic	
	2400-2483.5_ BLE CS ASK _CH02_2404MHz	
ANT	6+3	
Pol.	Horizontal	Vertical
10.6G ~18G Avg	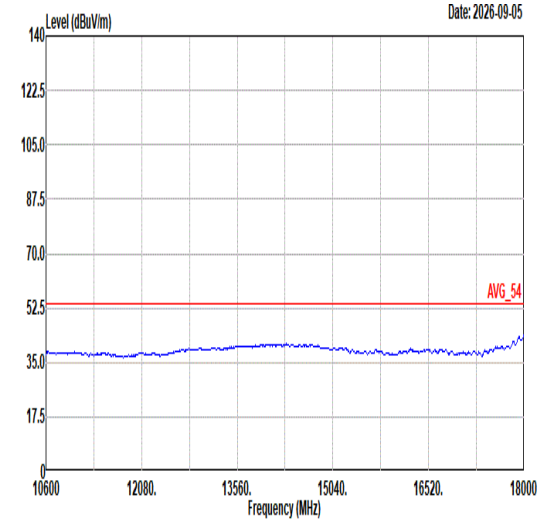 Site : 03CH16-HY Condition: AVG_54 3m 9120D-1522_260326 HORIZONTAL	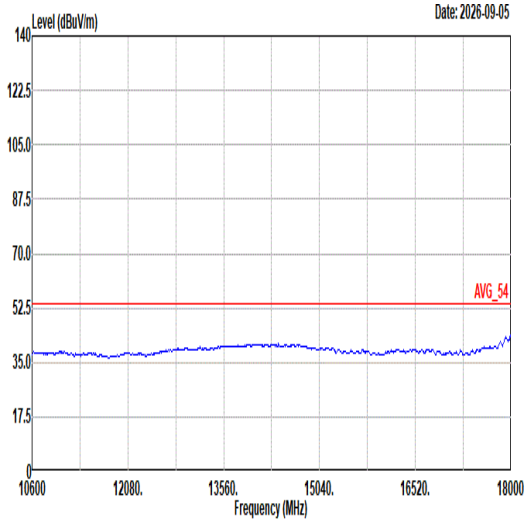 Site : 03CH16-HY Condition: AVG_54 3m 9120D-1522_260326 VERTICAL

Mode	53	
	Band Edge - L	
	2400-2483.5_ BLE CS ASK _CH38_2440MHz	
ANT	6+3	
Pol.	Horizontal	Fundamental
Peak	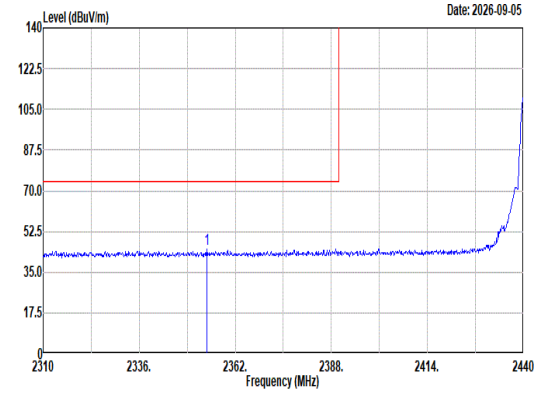 Site : 03CH16-HY Condition: PEAK_BE_74 3m 9120D-1522_260326 HORIZONTAL : RBW:1000.000kHz VBW:3000.000kHz SWT:Auto Freq Level Limit Line Margin Read Level Ant Factor Cable Loss Preamp Factor Aux Factor APos TPos Remark MHz dBuV/m dBuV/m dB dBuV dB/m dB dB dB cm deg 1 2354.33 45.03 74.00 -28.97 45.61 27.26 8.26 36.10 0.00 116 147 Peak 2 2354.33 -16.08 54.00 -70.08 -- -- -- -- -- -- -- AVERAGE	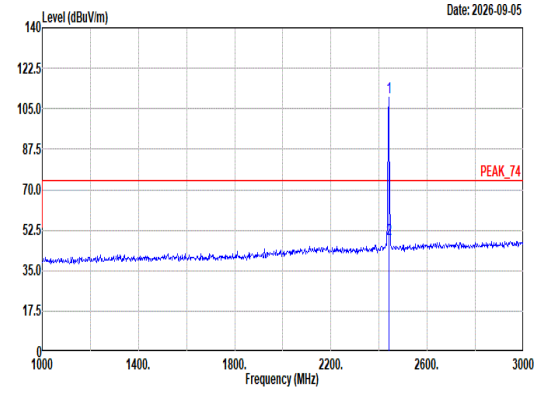 Site : 03CH16-HY Condition: PEAK_74 3m 9120D-1522_260326 HORIZONTAL : RBW:1000.000kHz VBW:3000.000kHz SWT:Auto Freq Level Limit Line Margin Read Level Ant Factor Cable Loss Preamp Factor Aux Factor APos TPos Remark MHz dBuV/m dBuV/m dB dBuV dB/m dB dB dB cm deg 1 2440.00 109.94 ------ ------ 110.05 27.60 8.39 36.10 0.00 116 147 Peak 2 2440.00 48.83 ------ ------ -- -- -- -- -- -- -- Average

Mode	53	
	Band Edge - R	
	2400-2483.5_ BLE CS ASK _CH38_2440MHz	
ANT	6+3	
Pol.	Horizontal	Fundamental
Peak	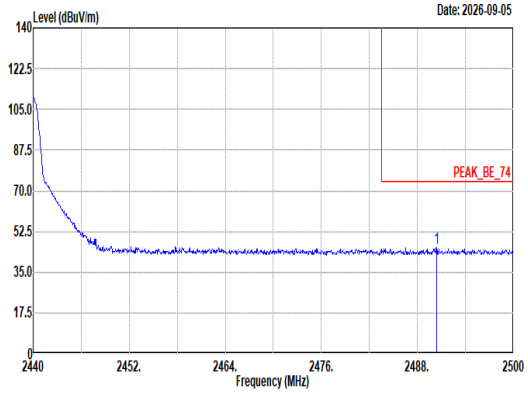 Site : 03CH16-HY Condition: PEAK_BE_74 3m 9120D-1522_260326 HORIZONTAL : RBW:1000.000kHz VBW:3000.000kHz SWT:Auto Limit Read Ant Cable Preamp Aux APos TPos Freq Level Line Margin Level Factor Loss Factor Factor Remark MHz dBuV/m dBuV/m dB dBuV dB/m dB dB dB cm deg 1 2490.40 45.54 74.00 -28.46 45.48 27.70 8.47 36.11 0.00 116 147 Peak 2 2490.40 -15.57 54.00 -69.57 -- -- -- -- -- -- -- AVERAGE	Blank

Mode	53	
	Band Edge - L	
	2400-2483.5_ BLE CS ASK _CH38_2440MHz	
ANT	6+3	
Pol.	Vertical	Fundamental
Peak	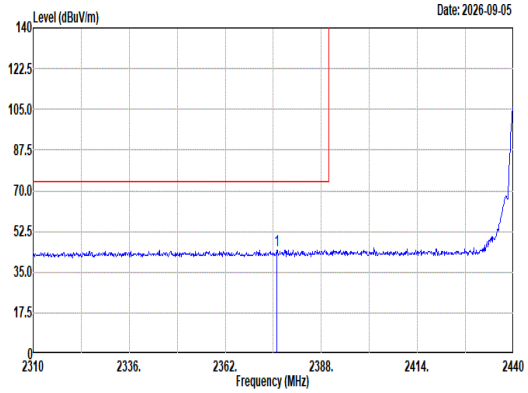 Site : 03CH16-HY Condition: PEAK_BE_74 3m 9120D-1522_260326 VERTICAL : RBW:1000.000kHz VBW:3000.000kHz SWT:Auto Freq Level Limit Line Margin Read Level Ant Factor Cable Loss Preamp Factor Aux Factor APos TPos Remark MHz dBuV/m dBuV/m dB dBuV dB/m dB dB dB cm deg 1 2376.04 44.60 74.00 -29.40 45.15 27.26 8.29 36.10 0.00 364 75 Peak 2 2376.04 -16.51 54.00 -70.51 -- -- -- -- -- -- -- AVERAGE	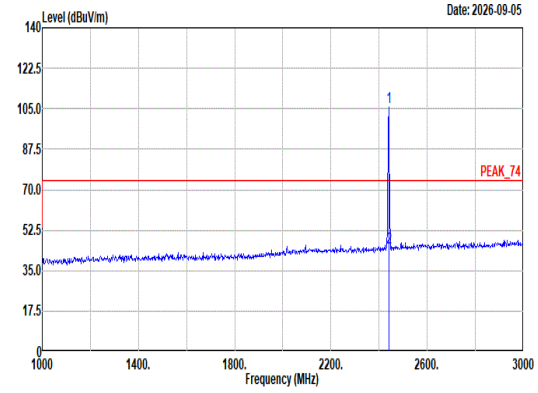 Site : 03CH16-HY Condition: PEAK_74 3m 9120D-1522_260326 VERTICAL : RBW:1000.000kHz VBW:3000.000kHz SWT:Auto Freq Level Limit Line Margin Read Level Ant Factor Cable Loss Preamp Factor Aux Factor APos TPos Remark MHz dBuV/m dBuV/m dB dBuV dB/m dB dB dB cm deg 1 2440.00 105.80 ------ ------ 105.91 27.60 8.39 36.10 0.00 364 75 Peak 2 2440.00 44.69 ------ ------ -- -- -- -- -- -- -- Average

Mode	53	
	Band Edge - R	
	2400-2483.5_ BLE CS ASK _CH38_2440MHz	
ANT	6+3	
Pol.	Vertical	Fundamental
Peak	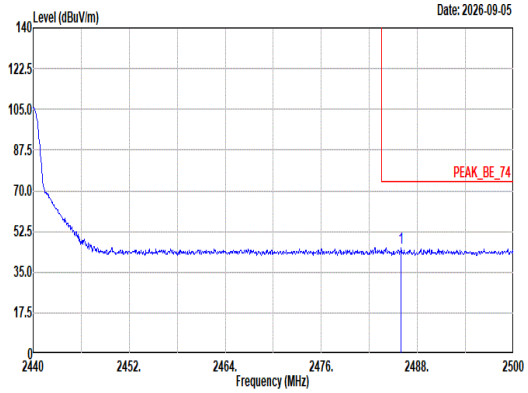 Site : 03CH16-HY Condition: PEAK_BE_74 3m 9120D-1522_260326 VERTICAL : RBW:1000.000kHz VBW:3000.000kHz SWT:Auto Freq Level Limit Line Margin Read Level Ant Factor Cable Loss Preamp Factor Aux Factor APos TPos Remark MHz dBuV/m dBuV/m dB dBuV dB/m dB dB dB cm deg 1 2485.96 45.47 74.00 -28.53 45.42 27.70 8.46 36.11 0.00 364 75 Peak 2 2485.96 -15.64 54.00 -69.64 -- -- -- -- -- -- -- AVERAGE	Blank

Mode	53	
	Harmonic	
	2400-2483.5_ BLE CS ASK _CH38_2440MHz	
ANT	6+3	
Pol.	Horizontal	Vertical
Peak Avg	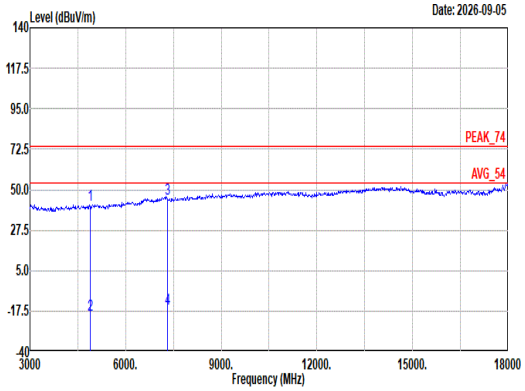 Site : 03CH16-HY Condition: PEAK_74 3m 9120D-1522_260326 HORIZONTAL Freq Level Limit Line Margin Read Level Ant Factor Cable Loss Preamp Factor Aux Factor APos TPos Remark MHz dBuV/m dBuV/m dB dBuV dB/m dB dB dB cm deg 1 4880.00 41.77 74.00 -32.23 63.27 32.56 11.28 66.25 0.91 -- -- Peak 2 4880.00 -19.34 54.00 -73.34 -- -- -- -- -- -- -- Average 3 7320.00 45.05 74.00 -28.95 59.55 36.88 13.60 65.76 0.78 -- -- Peak 4 7320.00 -16.06 54.00 -70.06 -- -- -- -- -- -- -- Average	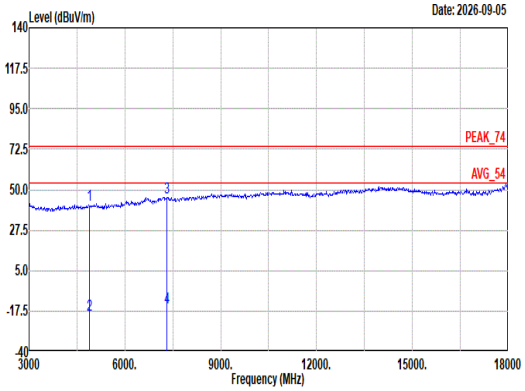 Site : 03CH16-HY Condition: PEAK_74 3m 9120D-1522_260326 VERTICAL Freq Level Limit Line Margin Read Level Ant Factor Cable Loss Preamp Factor Aux Factor APos TPos Remark MHz dBuV/m dBuV/m dB dBuV dB/m dB dB dB cm deg 1 4880.00 41.32 74.00 -32.68 62.82 32.56 11.28 66.25 0.91 -- -- Peak 2 4880.00 -19.79 54.00 -73.79 -- -- -- -- -- -- -- Average 3 7320.00 45.69 74.00 -28.31 60.19 36.88 13.60 65.76 0.78 -- -- Peak 4 7320.00 -15.42 54.00 -69.42 -- -- -- -- -- -- -- Average

Mode	53	
	Harmonic	
	2400-2483.5_ BLE CS ASK _CH38_2440MHz	
ANT	6+3	
Pol.	Horizontal	Vertical
10.6G ~18G Avg	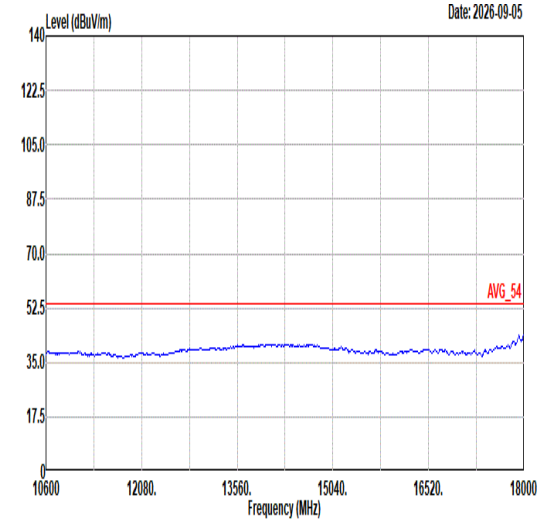 Site : 03CH16-HY Condition: AVG_54 3m 9120D-1522_260326 HORIZONTAL	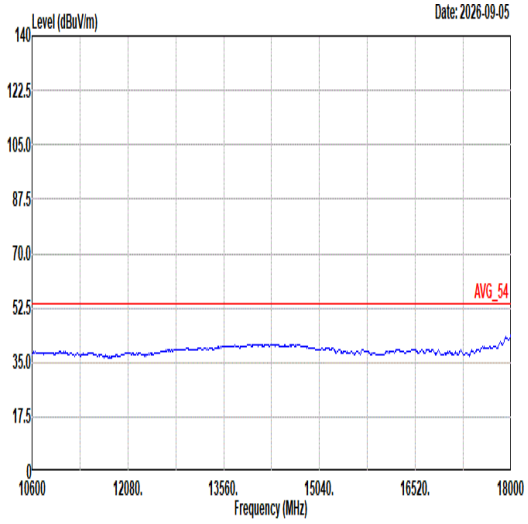 Site : 03CH16-HY Condition: AVG_54 3m 9120D-1522_260326 VERTICAL

Mode	54	
	Band Edge	
	2400-2483.5_ BLE CS ASK _CH76_2478MHz	
ANT	6+3	
Pol.	Horizontal	Fundamental
Peak	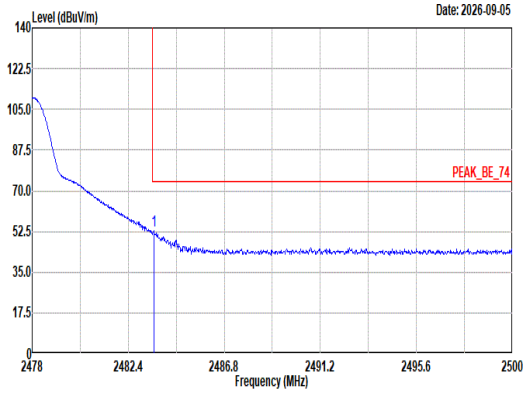 Site : 03CH16-HY Condition: PEAK_BE_74 3m 9120D-1522_260326 HORIZONTAL : RBW:1000.000kHz VBW:3000.000kHz SWT:Auto Freq Level Limit Line Margin Read Level Ant Factor Cable Loss Preamp Factor Aux Factor APos TPos Remark MHz dBuV/m dBuV/m dB dBuV dB/m dB dB dB cm deg 1 2483.57 52.70 74.00 -21.30 52.65 27.70 8.46 36.11 0.00 141 146 Peak 2 2483.57 -8.41 54.00 -62.41 -- -- -- -- -- -- -- AVERAGE	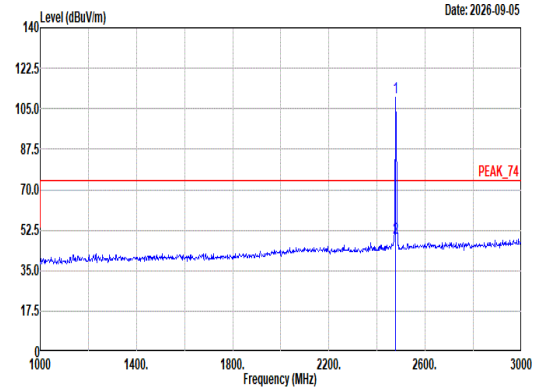 Site : 03CH16-HY Condition: PEAK_74 3m 9120D-1522_260326 HORIZONTAL : RBW:1000.000kHz VBW:3000.000kHz SWT:Auto Freq Level Limit Line Margin Read Level Ant Factor Cable Loss Preamp Factor Aux Factor APos TPos Remark MHz dBuV/m dBuV/m dB dBuV dB/m dB dB dB cm deg 1 2478.00 110.14 ------ ------ 110.10 27.70 8.45 36.11 0.00 141 146 Peak 2 2478.00 49.03 ------ ------ -- -- -- -- -- -- -- Average

Mode	54	
	Band Edge	
	2400-2483.5_ BLE CS ASK _CH76_2478MHz	
ANT	6+3	
Pol.	Vertical	Fundamental
Peak	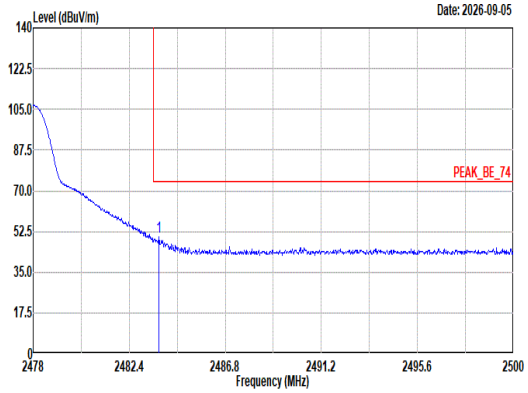 Site : 03CH16-HY Condition: PEAK_BE_74 3m 9120D-1522_260326 VERTICAL : RBW:1000.000kHz VBW:3000.000kHz SWT:Auto Freq Level Limit Line Margin Read Level Ant Factor Cable Loss Preamp Factor Aux Factor APos TPos Remark MHz dBuV/m dBuV/m dB dBuV dB/m dB dB dB cm deg 1 2483.76 50.35 74.00 -23.65 50.30 27.70 8.46 36.11 0.00 400 85 Peak 2 2483.76 -10.76 54.00 -64.76 -- -- -- -- -- -- -- AVERAGE	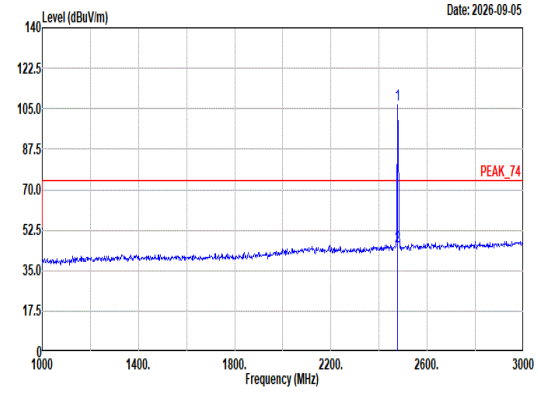 Site : 03CH16-HY Condition: PEAK_74 3m 9120D-1522_260326 VERTICAL : RBW:1000.000kHz VBW:3000.000kHz SWT:Auto Freq Level Limit Line Margin Read Level Ant Factor Cable Loss Preamp Factor Aux Factor APos TPos Remark MHz dBuV/m dBuV/m dB dBuV dB/m dB dB dB cm deg 1 2478.00 106.72 ------ ------ 106.68 27.70 8.45 36.11 0.00 400 85 Peak 2 2478.00 45.61 ------ ------ -- -- -- -- -- -- -- Average

Mode	54	
	Harmonic	
	2400-2483.5_ BLE CS ASK _CH76_2478MHz	
ANT	6+3	
Pol.	Horizontal	Vertical
Peak Avg	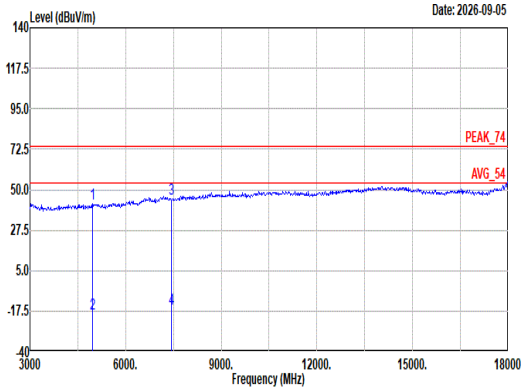 Site : 03CH16-HY Condition: PEAK_74 3m 9120D-1522_260326 HORIZONTAL Freq Level Limit Line Margin Read Level Ant Factor Cable Loss Preamp Factor Aux Factor APos TPos Remark MHz dBuV/m dBuV/m dB dBuV dB/m dB dB dB cm deg 1 4956.00 41.99 74.00 -32.01 62.87 33.01 11.37 66.15 0.89 -- -- Peak 2 4956.00 -19.12 54.00 -73.12 -- -- -- -- -- -- -- Average 3 7434.00 44.66 74.00 -29.34 59.55 36.43 13.71 65.81 0.78 -- -- Peak 4 7434.00 -16.45 54.00 -70.45 -- -- -- -- -- -- -- Average	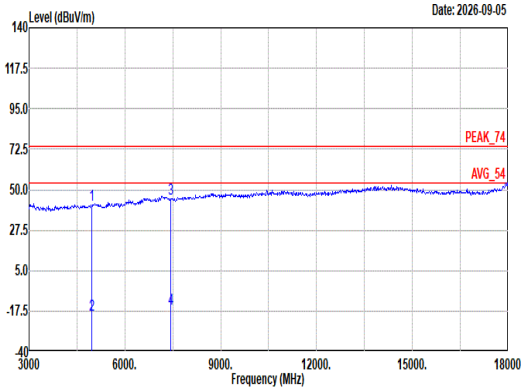 Site : 03CH16-HY Condition: PEAK_74 3m 9120D-1522_260326 VERTICAL Freq Level Limit Line Margin Read Level Ant Factor Cable Loss Preamp Factor Aux Factor APos TPos Remark MHz dBuV/m dBuV/m dB dBuV dB/m dB dB dB cm deg 1 4956.00 41.43 74.00 -32.57 62.31 33.01 11.37 66.15 0.89 -- -- Peak 2 4956.00 -19.68 54.00 -73.68 -- -- -- -- -- -- -- Average 3 7434.00 45.15 74.00 -28.85 60.04 36.43 13.71 65.81 0.78 -- -- Peak 4 7434.00 -15.96 54.00 -69.96 -- -- -- -- -- -- -- Average

Mode	54	
	Harmonic	
	2400-2483.5_ BLE CS ASK _CH76_2478MHz	
ANT	6+3	
Pol.	Horizontal	Vertical
10.6G ~18G Avg	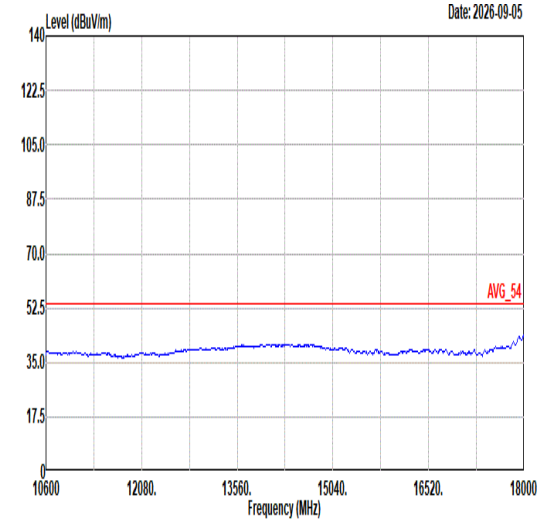 Site : 03CH16-HY Condition: AVG_54 3m 9120D-1522_260326 HORIZONTAL	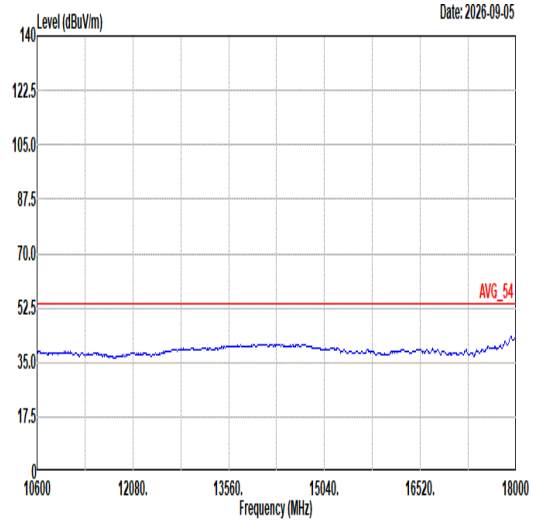 Site : 03CH16-HY Condition: AVG_54 3m 9120D-1522_260326 VERTICAL

Appendix D. Duty Cycle Plots

<ANT6>

ASK on time (One Pulse) Plot on Channel 76	on time (Count Pulses) Plot on Channel 76
	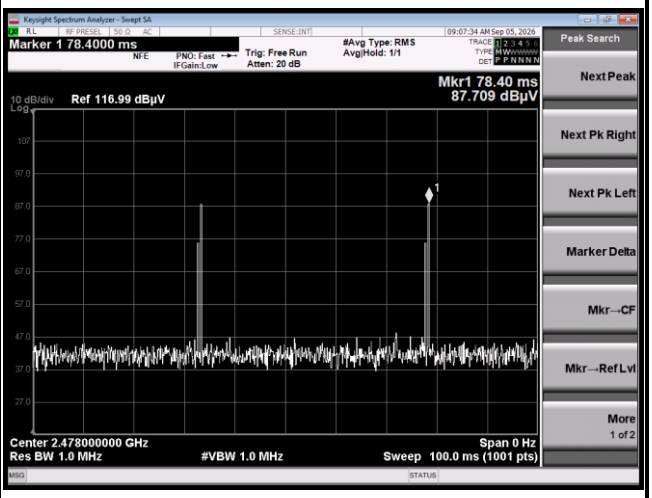

Note:

1. Worst case Duty cycle = on time/100 milliseconds = 2 * 0.044 / 100 = 0.088 %
2. Worst case Duty cycle correction factor = 20*log(Duty cycle) = -61.11 dB

Duty Cycle Correction Factor Consideration for AFH mode:

Bluetooth normal hopping rate is 1600Hz and reduced to 800Hz in AFH mode; due to the reduced number of hopping frequencies, with the same packet configuration the dwell time in each channel frequency within 100msec period is longer in AFH mode than normal mode.

In AFH mode, the minimum hopping frequencies are 20, to get the longest dwell time DH5 packet is observed; the on time period to have DH5 packet completing one hopping sequence is

0.044 ms x 20 channels = 0.88 ms

There cannot be 2 complete hopping sequences within 100ms period, considering the random hopping behavior, maximum 2 hops can be possibly observed within the period. [100 ms / 0.88 ms] = 2 hops

Thus, the maximum possible ON time:

0.044 ms x 2 = 0.088 ms

Worst case Duty Cycle Correction factor, which is derived from the maximum possible ON time,

20 x log(0.088 ms/100 ms) = -61.11 dB

<ANT3>

ASK on time (One Pulse) Plot on Channel 78	on time (Count Pulses) Plot on Channel 78
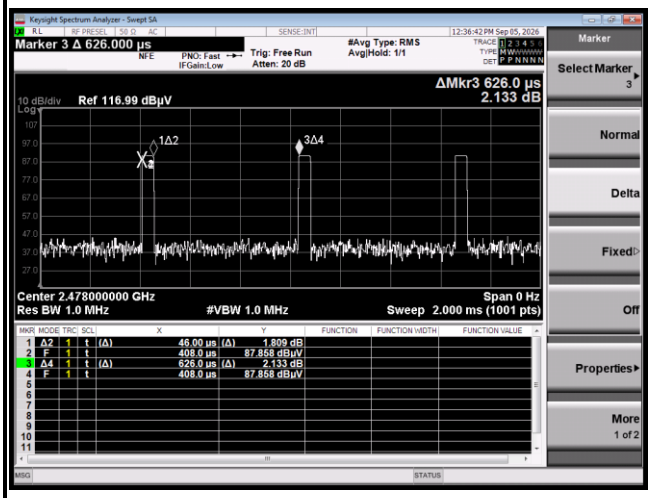	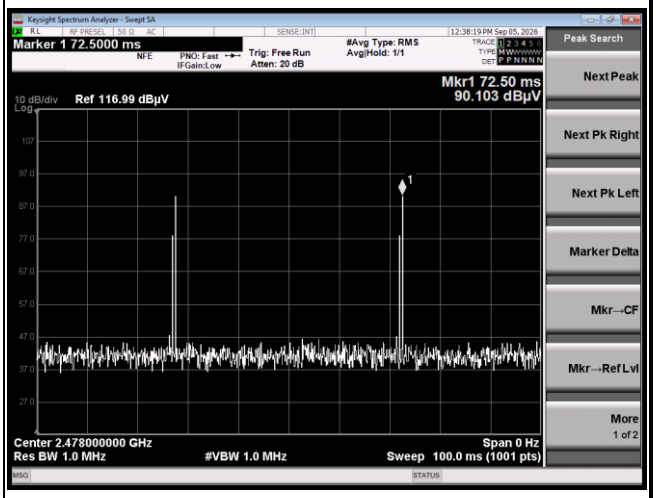

Note:

1. Worst case Duty cycle = on time/100 milliseconds = 2 * 0.046 / 100 = 0.092 %
2. Worst case Duty cycle correction factor = 20*log(Duty cycle) = -60.72 dB

Duty Cycle Correction Factor Consideration for AFH mode:

Bluetooth normal hopping rate is 1600Hz and reduced to 800Hz in AFH mode; due to the reduced number of hopping frequencies, with the same packet configuration the dwell time in each channel frequency within 100msec period is longer in AFH mode than normal mode.

In AFH mode, the minimum hopping frequencies are 20, to get the longest dwell time DH5 packet is observed; the on time period to have DH5 packet completing one hopping sequence is

0.046 ms x 20 channels = 0.92 ms

There cannot be 2 complete hopping sequences within 100ms period, considering the random hopping behavior, maximum 2 hops can be possibly observed within the period. [100 ms / 0.92 ms] = 2 hops

Thus, the maximum possible ON time:

0.046 ms x 2 = 0.092 ms

Worst case Duty Cycle Correction factor, which is derived from the maximum possible ON time,

20 x log(0.092 ms/100 ms) = -60.72 dB

<ANT6+3>

ASK on time (One Pulse) Plot on Channel 76	on time (Count Pulses) Plot on Channel 76
	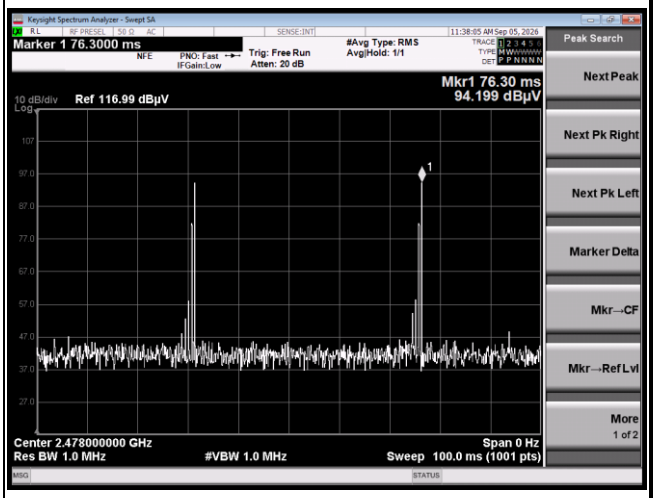

Note:

1. Worst case Duty cycle = on time/100 milliseconds = 2 * 0.044 / 100 = 0.088 %
2. Worst case Duty cycle correction factor = 20*log(Duty cycle) = -61.11 dB

Duty Cycle Correction Factor Consideration for AFH mode:

Bluetooth normal hopping rate is 1600Hz and reduced to 800Hz in AFH mode; due to the reduced number of hopping frequencies, with the same packet configuration the dwell time in each channel frequency within 100msec period is longer in AFH mode than normal mode.

In AFH mode, the minimum hopping frequencies are 20, to get the longest dwell time DH5 packet is observed; the on time period to have DH5 packet completing one hopping sequence is

0.044 ms x 20 channels = 0.88 ms

There cannot be 2 complete hopping sequences within 100ms period, considering the random hopping behavior, maximum 2 hops can be possibly observed within the period. [100 ms / 0.88 ms] = 2 hops

Thus, the maximum possible ON time:

0.044 ms x 2 = 0.088 ms

Worst case Duty Cycle Correction factor, which is derived from the maximum possible ON time,

20 x log(0.088 ms/100 ms) = -61.11 dB

———THE END———