Band Edges

<1Mbps>

Band Edge Plot on Channel 00	Band Edge Plot on Channel 78
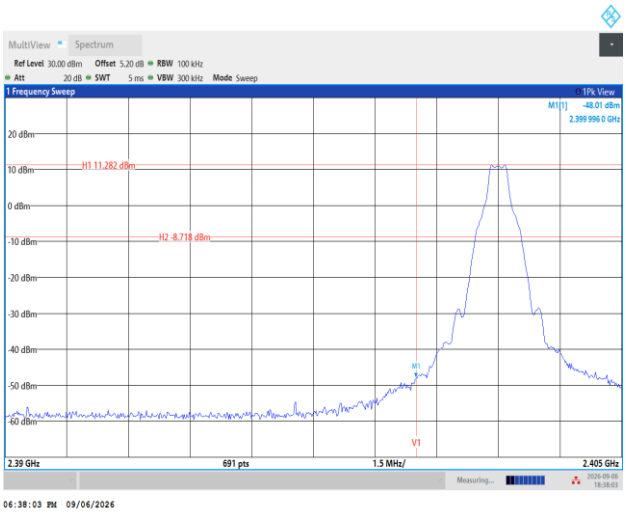	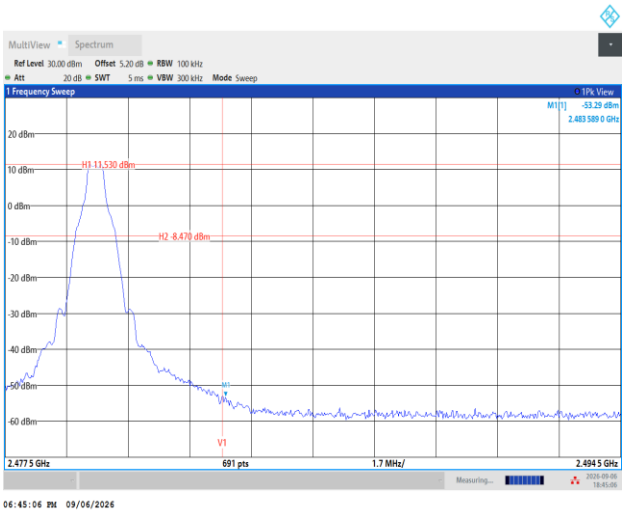

<2Mbps>

Band Edge Plot on Channel 00	Band Edge Plot on Channel 78
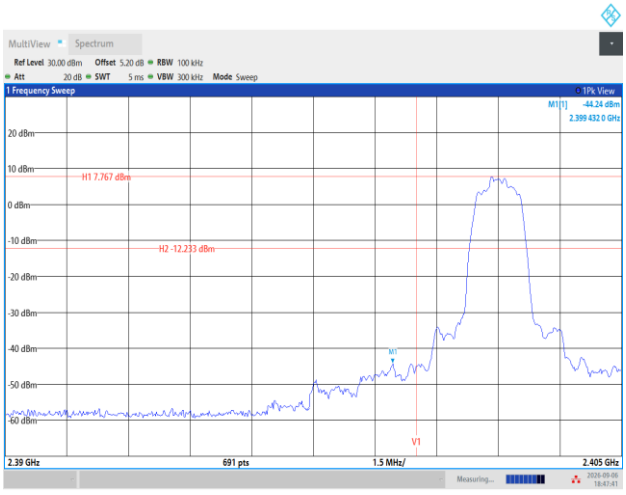	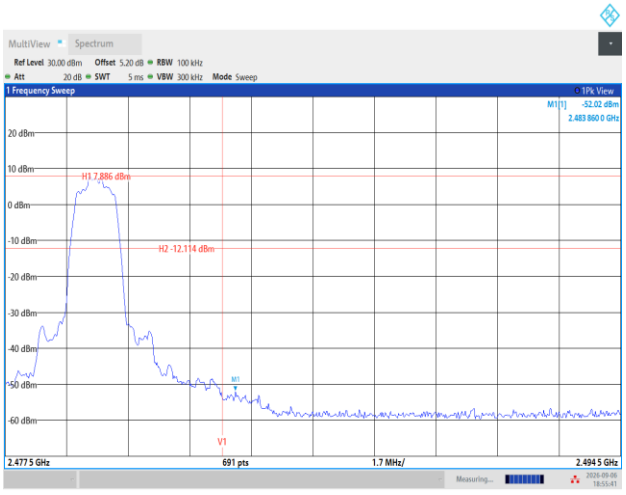

<3Mbps>

Band Edge Plot on Channel 00	Band Edge Plot on Channel 78
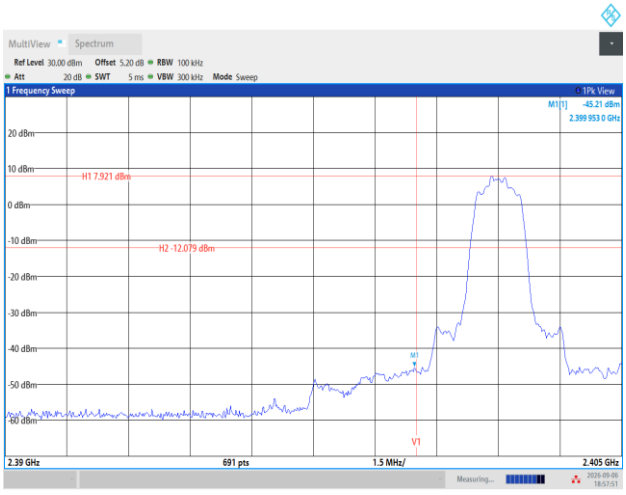	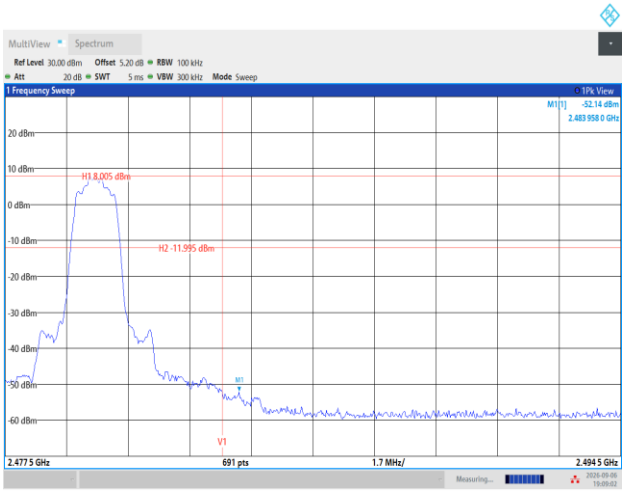

Hopping Mode Band Edges

<1Mbps>

Hopping Mode Band Edge Plot on Channel 00	Hopping Mode Band Edge Plot on Channel 78
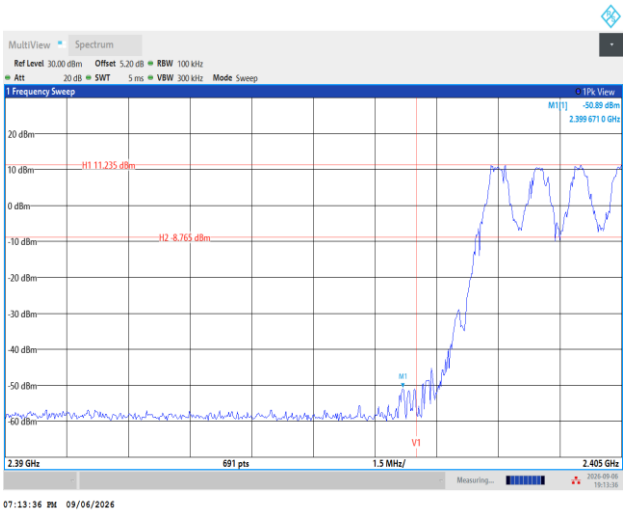	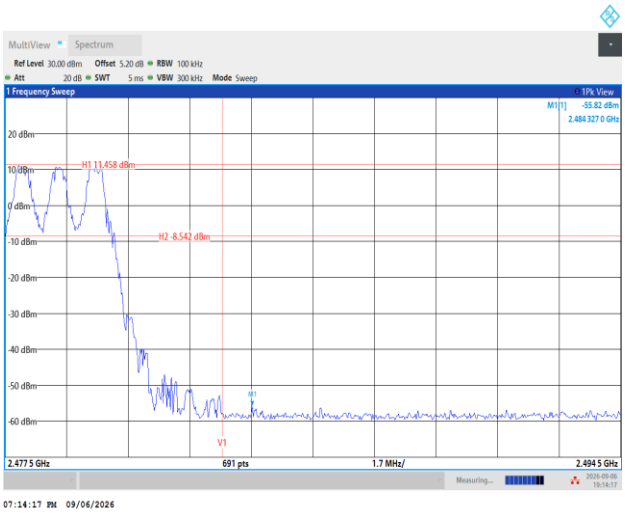

<2Mbps>

Hopping Mode Band Edge Plot on Channel 00	Hopping Mode Band Edge Plot on Channel 78
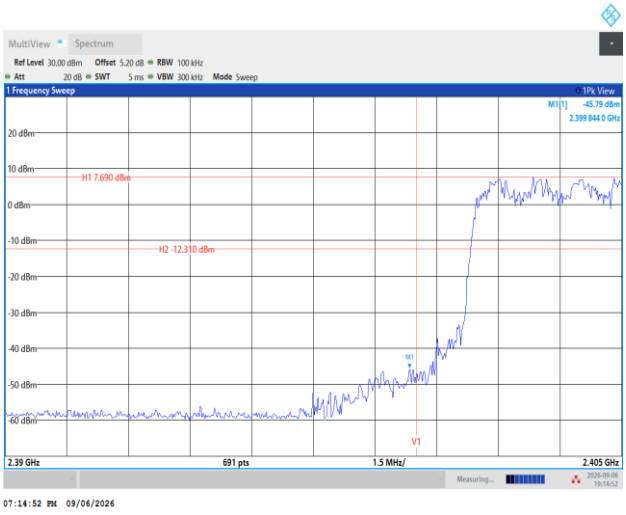	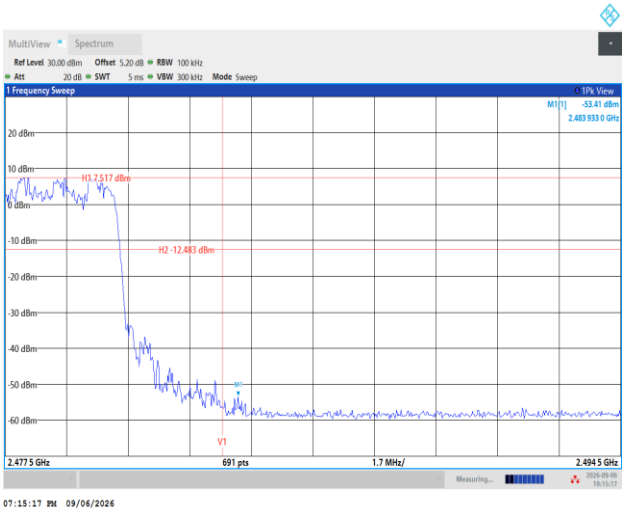

<3Mbps>

Hopping Mode Band Edge Plot on Channel 00	Hopping Mode Band Edge Plot on Channel 78
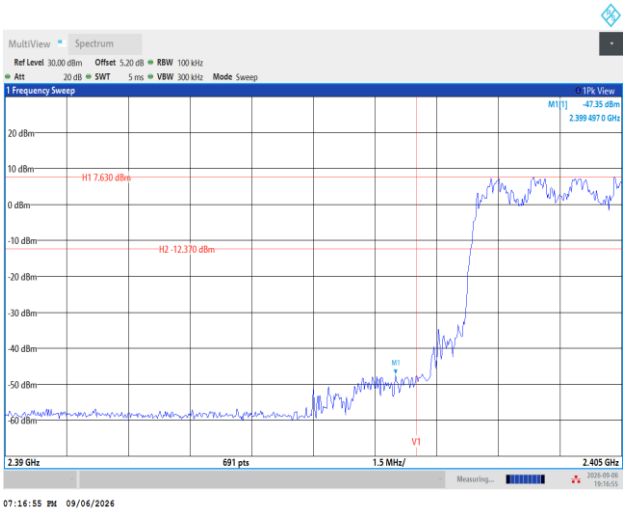	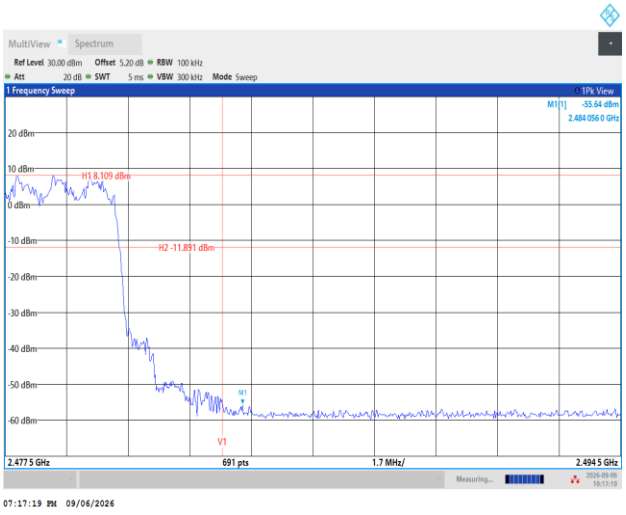

Conducted Spurious Emission

<1Mbps>

CSE Plot on Low Ch between 30MHz ~ 1 GHz	CSE Plot on Low Ch between 1GHz ~ 26.5GHz
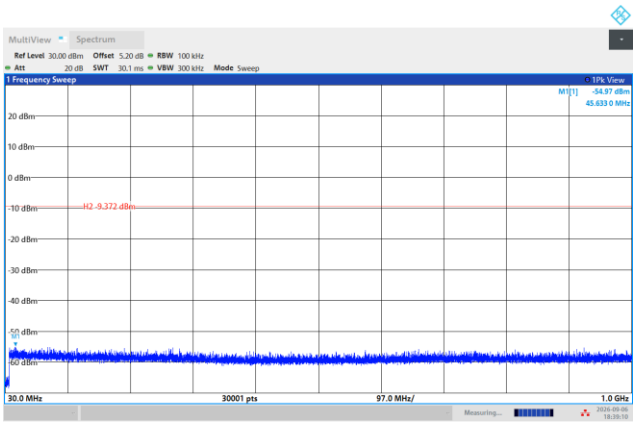	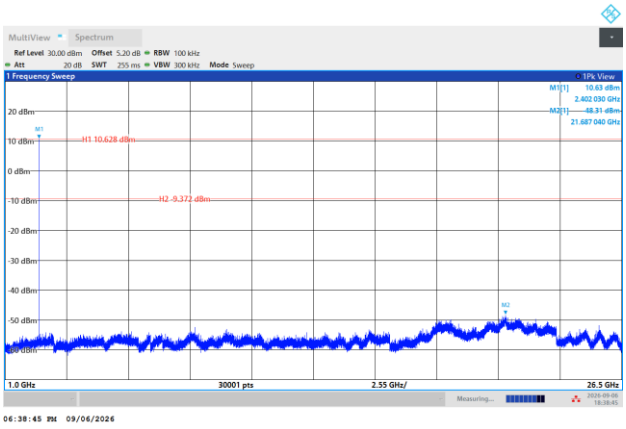
CSE Plot on Mid. Ch between 30MHz ~ 1 GHz	**CSE Plot on Mid. Ch between 1GHz ~ 26.5GHz**
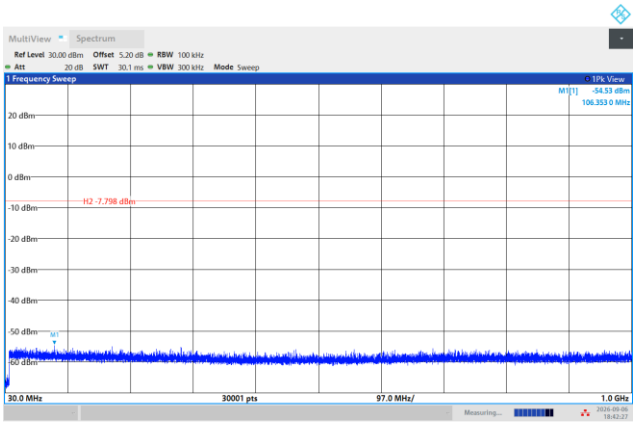	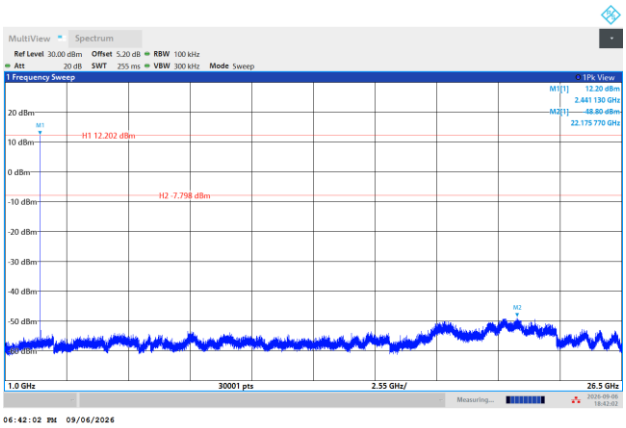
CSE Plot on High Ch between 30MHz ~ 1 GHz	**CSE Plot on High Ch between 1GHz ~ 26.5GHz**
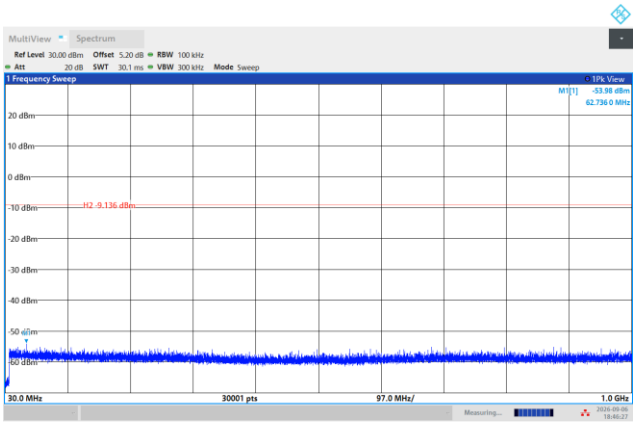	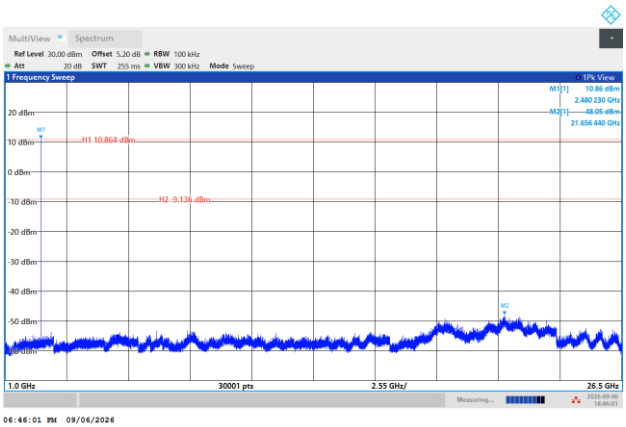

<2Mbps>

CSE Plot on Low Ch between 30MHz ~ 1 GHz	CSE Plot on Low Ch between 1GHz ~ 26.5GHz
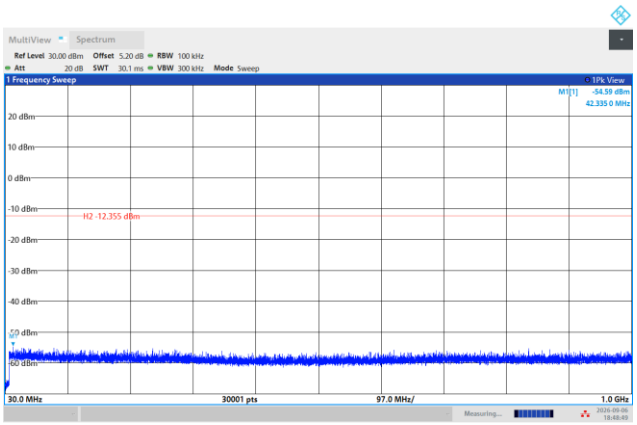	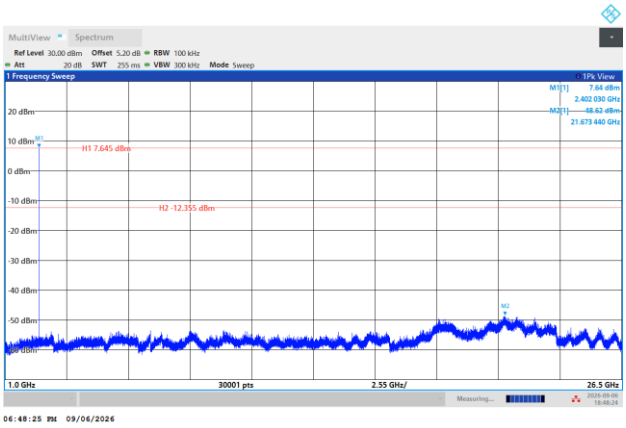
CSE Plot on Mid. Ch between 30MHz ~ 1 GHz	**CSE Plot on Mid. Ch between 1GHz ~ 26.5GHz**
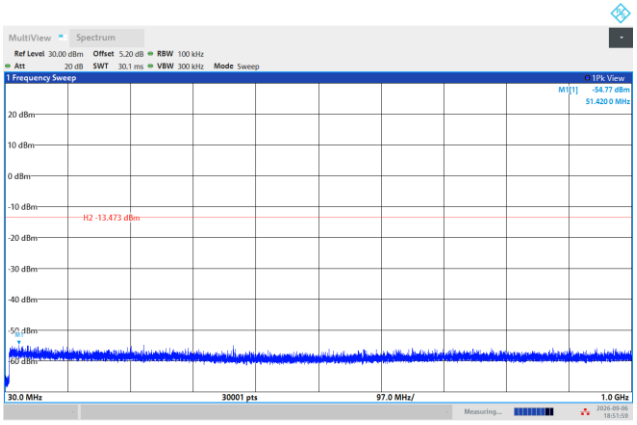	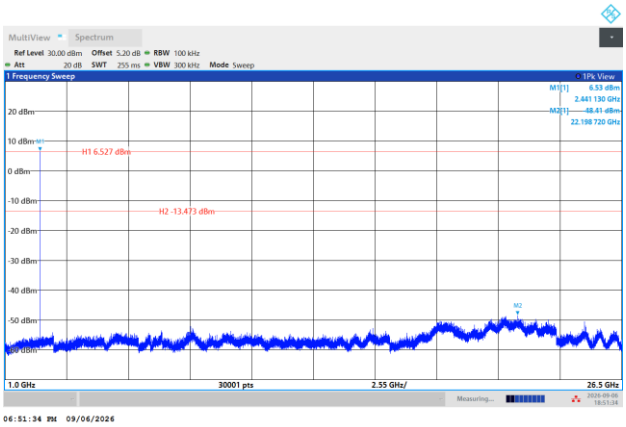
CSE Plot on High Ch between 30MHz ~ 1 GHz	**CSE Plot on High Ch between 1GHz ~ 26.5GHz**
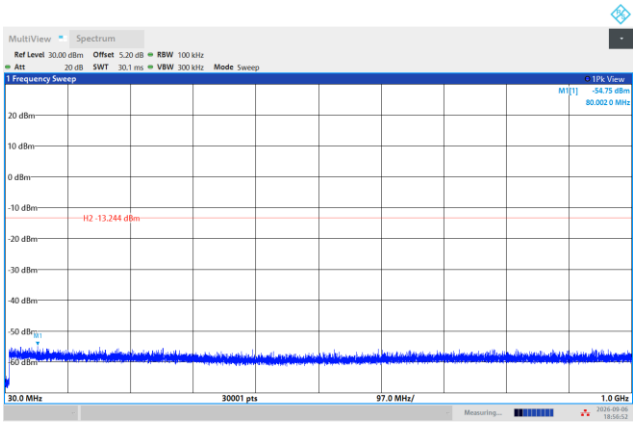	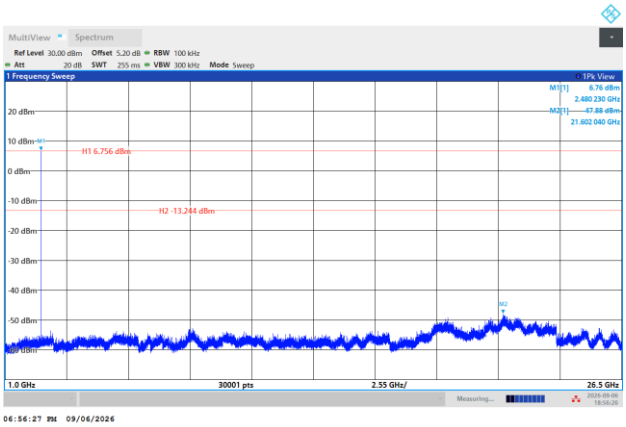

<3Mbps>

CSE Plot on Low Ch between 30MHz ~ 1 GHz	CSE Plot on Low Ch between 1GHz ~ 26.5GHz
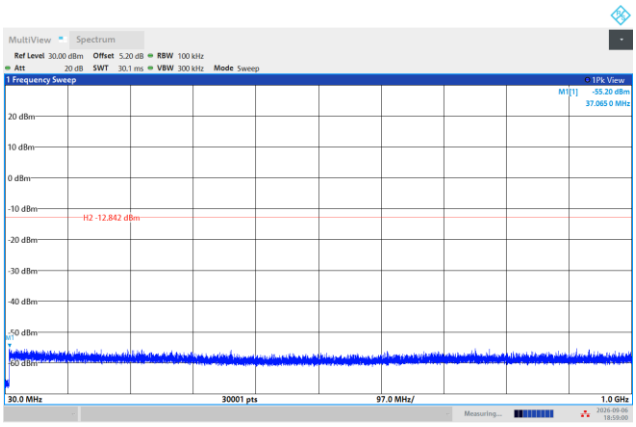	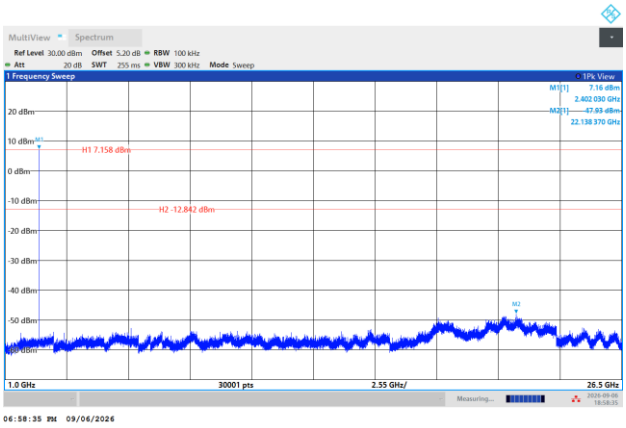
CSE Plot on Mid. Ch between 30MHz ~ 1 GHz	**CSE Plot on Mid. Ch between 1GHz ~ 26.5GHz**
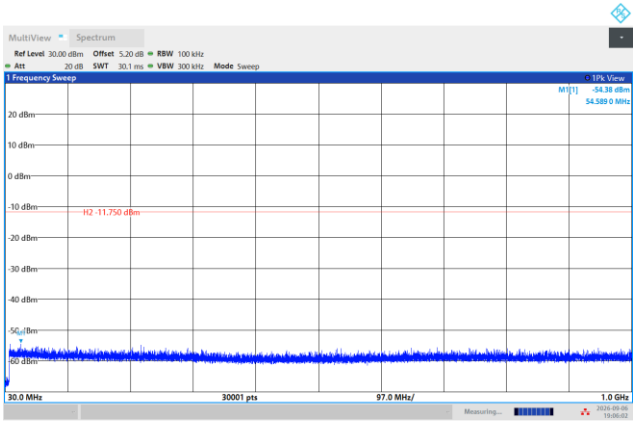	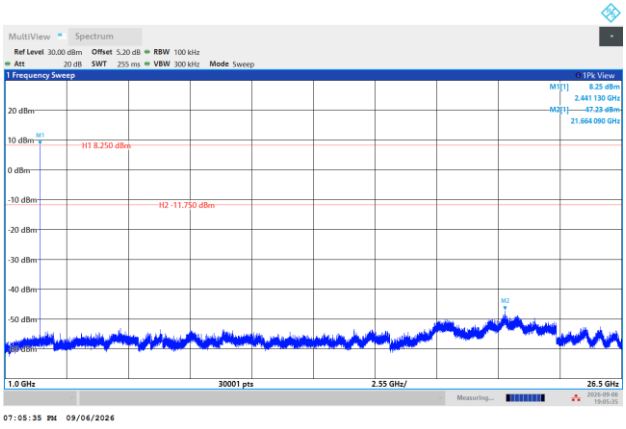
CSE Plot on High Ch between 30MHz ~ 1 GHz	**CSE Plot on High Ch between 1GHz ~ 26.5GHz**
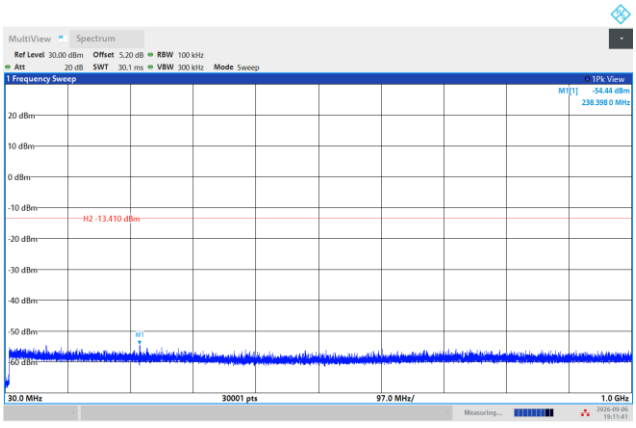	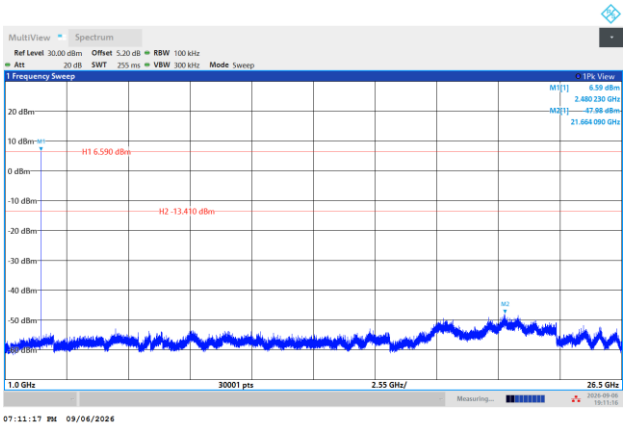

Appendix B. AC Conducted Emission Test Results

Test Engineer :	Louis Chung	**Temperature :**	22.5 ~ 26.7℃
		Relative Humidity :	40.2 ~ 51.2%

EUT Information

Report NO :	672113
Test Mode :	Mode 1
Test Voltage :	120Vac/60Hz
Phase :	Line

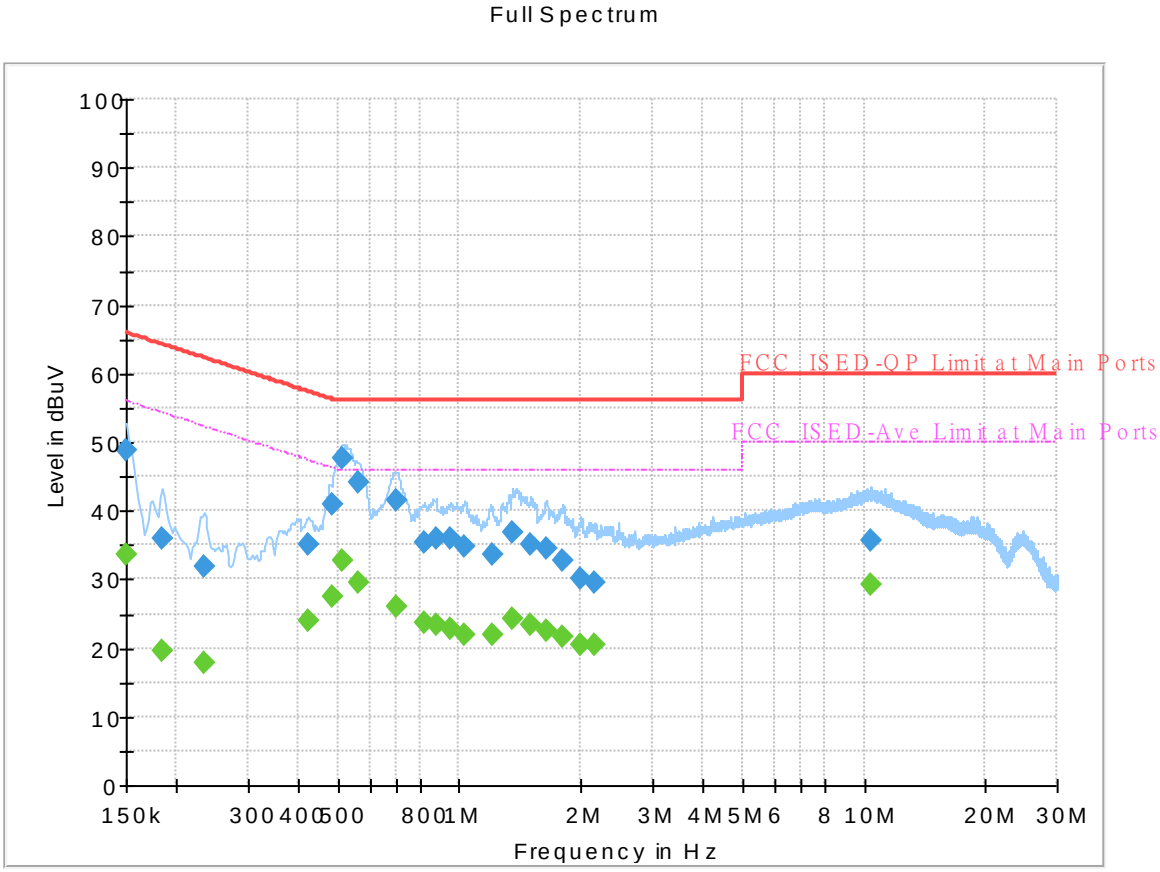

Final_Result

Frequency (MHz)	QuasiPeak (dBuV)	CAverage (dBuV)	Limit (dBuV)	Margin (dB)	Line	Filter	Corr. (dB)
0.150000	---	33.63	56.00	22.37	L1	OFF	19.9
0.150000	48.97	---	66.00	17.03	L1	OFF	19.9
0.183750	---	19.61	54.31	34.70	L1	OFF	19.9
0.183750	35.86	---	64.31	28.45	L1	OFF	19.9
0.233250	---	17.91	52.33	34.42	L1	OFF	19.9
0.233250	31.83	---	62.33	30.50	L1	OFF	19.9
0.424500	---	24.05	47.36	23.31	L1	OFF	19.9
0.424500	35.15	---	57.36	22.21	L1	OFF	19.9
0.485250	---	27.47	46.25	18.78	L1	OFF	19.9
0.485250	41.05	---	56.25	15.20	L1	OFF	19.9
0.514500	---	32.82	46.00	13.18	L1	OFF	19.9
0.514500	47.58	---	56.00	8.42	L1	OFF	19.9
0.564000	---	29.61	46.00	16.39	L1	OFF	19.9
0.564000	44.22	---	56.00	11.78	L1	OFF	19.9
0.694500	---	26.15	46.00	19.85	L1	OFF	19.9
0.694500	41.57	---	56.00	14.43	L1	OFF	19.9
0.818250	---	23.82	46.00	22.18	L1	OFF	19.9
0.818250	35.38	---	56.00	20.62	L1	OFF	19.9
0.874500	---	23.39	46.00	22.61	L1	OFF	20.0
0.874500	36.03	---	56.00	19.97	L1	OFF	20.0
0.953250	---	22.70	46.00	23.30	L1	OFF	20.0

0.953250	35.95	---	56.00	20.05	L1	OFF	20.0
1.034250	---	21.79	46.00	24.21	L1	OFF	20.0
1.034250	34.82	---	56.00	21.18	L1	OFF	20.0
1.207500	---	22.07	46.00	23.93	L1	OFF	20.0
1.207500	33.72	---	56.00	22.28	L1	OFF	20.0
1.351500	---	24.35	46.00	21.65	L1	OFF	20.0
1.351500	36.88	---	56.00	19.12	L1	OFF	20.0
1.493250	---	23.49	46.00	22.51	L1	OFF	20.0
1.493250	35.09	---	56.00	20.91	L1	OFF	20.0
1.641750	---	22.42	46.00	23.58	L1	OFF	20.0
1.641750	34.57	---	56.00	21.43	L1	OFF	20.0
1.801500	---	21.64	46.00	24.36	L1	OFF	20.0
1.801500	32.80	---	56.00	23.20	L1	OFF	20.0
1.997250	---	20.42	46.00	25.58	L1	OFF	20.0
1.997250	30.13	---	56.00	25.87	L1	OFF	20.0
2.168250	---	20.38	46.00	25.62	L1	OFF	20.0
2.168250	29.48	---	56.00	26.52	L1	OFF	20.0
10.369500	---	29.34	50.00	20.66	L1	OFF	20.5
10.369500	35.80	---	60.00	24.20	L1	OFF	20.5

EUT Information

Report NO :	672113
Test Mode :	Mode 1
Test Voltage :	120Vac/60Hz
Phase :	Neutral

Full Spectrum

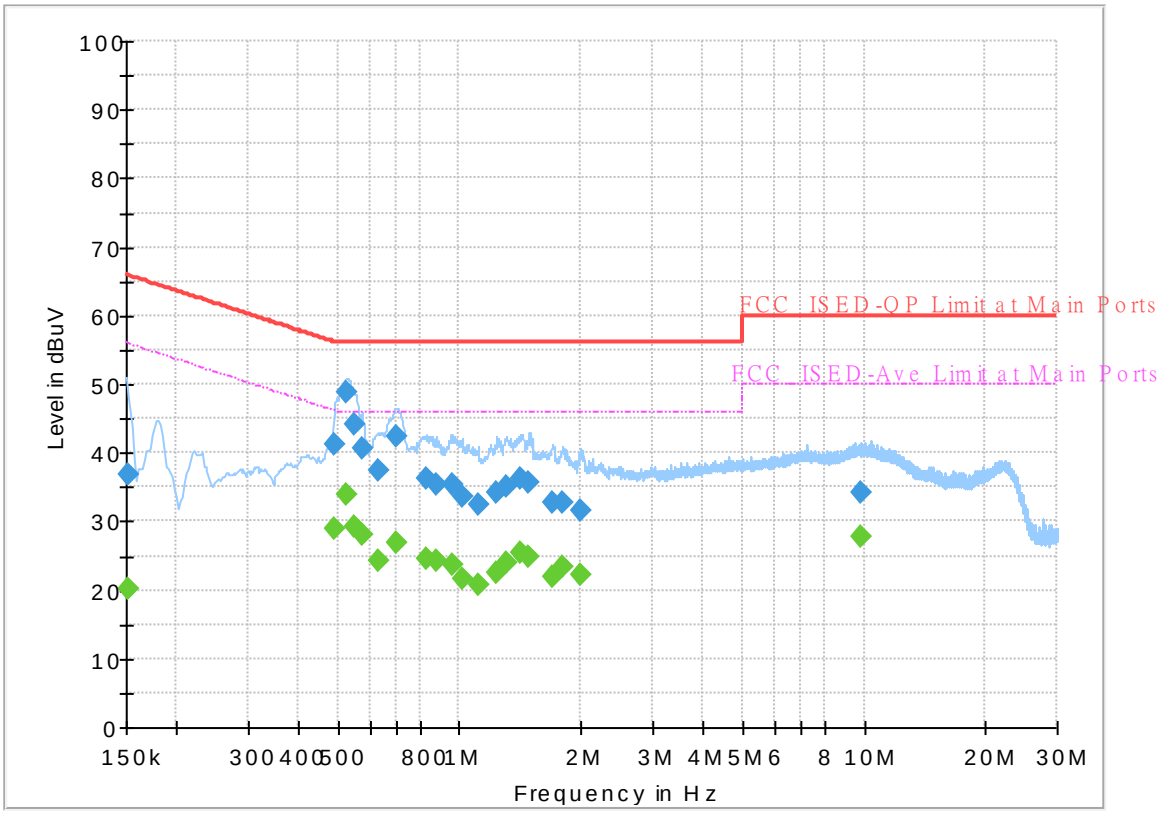

Final_Result

Frequency (MHz)	QuasiPeak (dBuV)	CAverage (dBuV)	Limit (dBuV)	Margin (dB)	Line	Filter	Corr. (dB)
0.152250	---	20.24	55.88	35.64	N	OFF	19.9
0.152250	36.87	---	65.88	29.01	N	OFF	19.9
0.492000	---	28.97	46.13	17.16	N	OFF	19.9
0.492000	41.27	---	56.13	14.86	N	OFF	19.9
0.523500	---	33.92	46.00	12.08	N	OFF	19.9
0.523500	48.69	---	56.00	7.31	N	OFF	19.9
0.550500	---	29.38	46.00	16.62	N	OFF	19.9
0.550500	44.12	---	56.00	11.88	N	OFF	19.9
0.575250	---	28.03	46.00	17.97	N	OFF	19.9
0.575250	40.60	---	56.00	15.40	N	OFF	19.9
0.627000	---	24.34	46.00	21.66	N	OFF	19.9
0.627000	37.34	---	56.00	18.66	N	OFF	19.9
0.701250	---	26.95	46.00	19.05	N	OFF	19.9
0.701250	42.39	---	56.00	13.61	N	OFF	19.9
0.825000	---	24.69	46.00	21.31	N	OFF	20.0
0.825000	36.19	---	56.00	19.81	N	OFF	20.0
0.876750	---	24.16	46.00	21.84	N	OFF	20.0
0.876750	35.50	---	56.00	20.50	N	OFF	20.0
0.957750	---	23.82	46.00	22.18	N	OFF	20.0
0.957750	35.44	---	56.00	20.56	N	OFF	20.0
1.014000	---	21.64	46.00	24.36	N	OFF	20.0

1.014000	33.60	---	56.00	22.40	N	OFF	20.0
1.113000	---	20.71	46.00	25.29	N	OFF	20.0
1.113000	32.54	---	56.00	23.46	N	OFF	20.0
1.236750	---	22.60	46.00	23.40	N	OFF	20.0
1.236750	34.09	---	56.00	21.91	N	OFF	20.0
1.304250	---	24.12	46.00	21.88	N	OFF	20.0
1.304250	35.03	---	56.00	20.97	N	OFF	20.0
1.419000	---	25.39	46.00	20.61	N	OFF	20.0
1.419000	36.32	---	56.00	19.68	N	OFF	20.0
1.488750	---	24.95	46.00	21.05	N	OFF	20.0
1.488750	35.79	---	56.00	20.21	N	OFF	20.0
1.700250	---	21.82	46.00	24.18	N	OFF	20.0
1.700250	32.78	---	56.00	23.22	N	OFF	20.0
1.803750	---	23.29	46.00	22.71	N	OFF	20.0
1.803750	32.61	---	56.00	23.39	N	OFF	20.0
1.986000	---	22.22	46.00	23.78	N	OFF	20.0
1.986000	31.44	---	56.00	24.56	N	OFF	20.0
9.798000	---	27.82	50.00	22.18	N	OFF	20.6
9.798000	34.12	---	60.00	25.88	N	OFF	20.6

Appendix C. Radiated Spurious Emission Test Data

Test Engineer :	Jerry Lan、Gary Guo、Steven Wu	**Temperature :**	22.8~25.2°C
		Relative Humidity :	48.2~54.3%

Note symbol

-L	**Low channel location**
-R	**High channel location**

C1-1.Radiated Spurious Emission Test Modes

Mode	Band (MHz)	Antenna	Modulation	Channel	Frequency	Data Rate	RU	Remark
Mode 1	2400-2483.5	6	Bluetooth BR_GFSK	00	2402	3Mbps	-	-
Mode 2	2400-2483.5	6	Bluetooth BR_GFSK	39	2441	3Mbps	-	-
Mode 3	2400-2483.5	6	Bluetooth BR_GFSK	78	2480	3Mbps	-	-
Mode 73	2400-2483.5	6	Bluetooth BR_GFSK	78	2480	3Mbps	-	LF
Mode 77	2400-2483.5	6	Bluetooth BR_GFSK	78	2480	3Mbps	-	SHF

C1-2.Summary of each worse mode

Mode	Modulation	Ch.	Freq. (MHz)	Level (dBuV/m)	Limit (dBuV/m)	Margin (dB)	Pol.	Peak Avg.	Result	RU	Remark
1	Bluetooth BR_GFSK	00	2345.60	45.35	74.00	-28.65	V	Peak	Pass	-	Band Edge
	Bluetooth BR_GFSK	00	4804.00	41.12	74.00	-32.88	V	Peak	Pass	-	Harmonic
2	Bluetooth BR_GFSK	39	-	-	-	-	-	-	-	-	Band Edge
	Bluetooth BR_GFSK	39	7323.00	45.73	74.00	-28.27	H	Peak	Pass	-	Harmonic
3	Bluetooth BR_GFSK	78	2483.52	58.04	74.00	-15.96	H	Peak	Pass	-	Band Edge
	Bluetooth BR_GFSK	78	7440.00	45.87	74.00	-28.13	V	Peak	Pass	-	Harmonic
73	LF	78	180.35	34.44	43.50	-9.06	H	QP	Pass	-	LF
77	SHF	78	24752.00	40.34	74.00	-33.66	V	Peak	Pass	-	SHF

Mode	1	
	Band Edge	
	2400-2483.5_Bluetooth BR_GFSK_CH00_2402MHz	
ANT	6	
Pol.	Horizontal	Fundamental
Peak	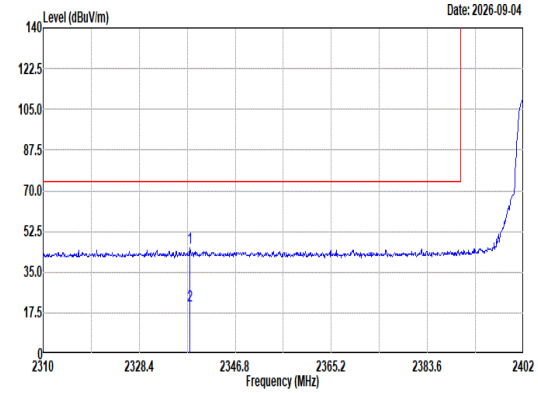 Site : 03CH16-HY Condition: PEAK_BE_74 3m 9120D-1522_260326 HORIZONTAL : RBW:1000.000kHz VBW:3000.000kHz SWT:Auto Freq Level Limit Line Margin Read Level Ant Factor Cable Loss Preamp Factor Aux Factor APos TPos Remark MHz dBuV/m dBuV/m dB dBuV dB/m dB dB dB cm deg 1 2338.15 45.28 74.00 -28.72 45.96 27.18 8.23 36.09 0.00 100 99 Peak 2 2338.15 20.49 54.00 -33.51 -- -- -- -- -- -- -- AVERAGE	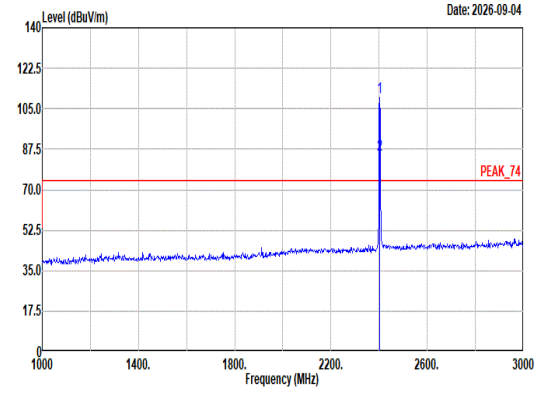 Site : 03CH16-HY Condition: PEAK_74 3m 9120D-1522_260326 HORIZONTAL : RBW:1000.000kHz VBW:3000.000kHz SWT:Auto Freq Level Limit Line Margin Read Level Ant Factor Cable Loss Preamp Factor Aux Factor APos TPos Remark MHz dBuV/m dBuV/m dB dBuV dB/m dB dB dB cm deg 1 2402.00 110.10 ------ ------ 110.37 27.50 8.33 36.10 0.00 100 99 Peak 2 2402.00 85.31 ------ ------ -- -- -- -- -- -- -- Average

Mode	1	
	Band Edge	
	2400-2483.5_Bluetooth BR_GFSK_CH00_2402MHz	
ANT	6	
Pol.	Vertical	Fundamental
Peak	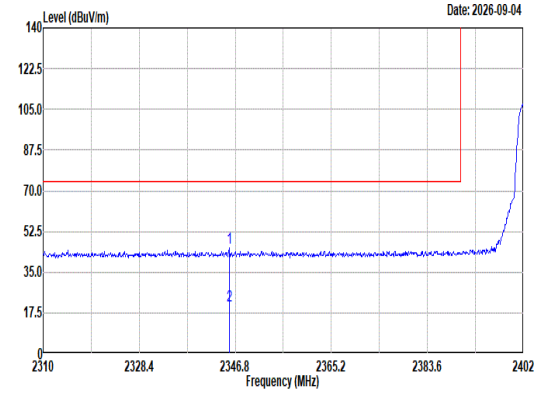 Site : 03CH16-HY Condition: PEAK_BE_74 3m 9120D-1522_260326 VERTICAL : RBW:1000.000kHz VBW:3000.000kHz SWT:Auto Freq Level Limit Line Margin Read Level Ant Factor Cable Loss Preamp Factor Aux Factor APos TPos Remark MHz dBuV/m dBuV/m dB dBuV dB/m dB dB dB cm deg 1 2345.60 45.35 74.00 -28.65 45.94 27.26 8.24 36.09 0.00 300 72 Peak 2 2345.60 20.56 54.00 -33.44 -- -- -- -- -- -- -- AVERAGE	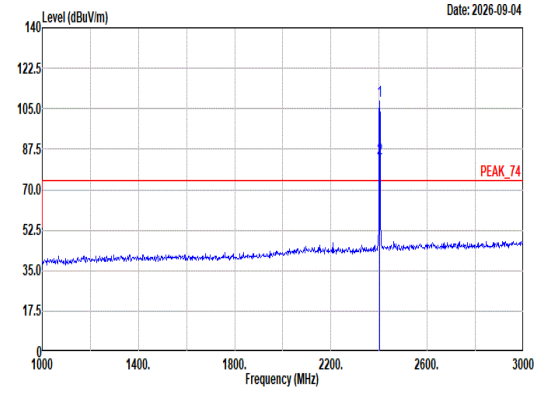 Site : 03CH16-HY Condition: PEAK_74 3m 9120D-1522_260326 VERTICAL : RBW:1000.000kHz VBW:3000.000kHz SWT:Auto Freq Level Limit Line Margin Read Level Ant Factor Cable Loss Preamp Factor Aux Factor APos TPos Remark MHz dBuV/m dBuV/m dB dBuV dB/m dB dB dB cm deg 1 2402.00 108.22 ------ ------ 108.49 27.50 8.33 36.10 0.00 300 72 Peak 2 2402.00 83.43 ------ ------ -- -- -- -- -- -- -- Average

Mode	1	
	Harmonic	
	2400-2483.5_Bluetooth BR_GFSK_CH00_2402MHz	
ANT	6	
Pol.	Horizontal	Vertical
Peak Avg	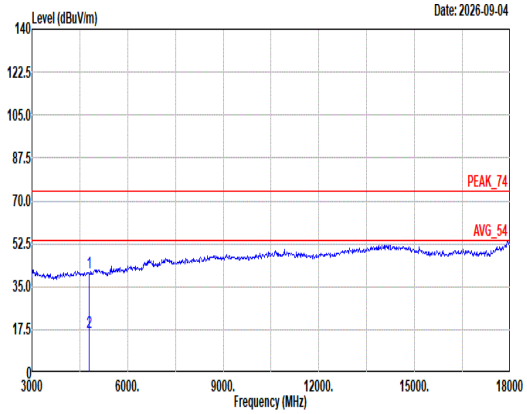 Site : 03CH16-HY Condition: PEAK_74 3m 9120D-1522_260326 HORIZONTAL Freq Level Limit Line Margin Read Level Ant Factor Cable Loss Preamp Factor Aux Factor APos TPos Remark MHz dBuV/m dBuV/m dB dBuV dB/m dB dB dB cm deg 1 4804.00 40.91 74.00 -33.09 62.72 32.41 11.19 66.35 0.94 -- -- Peak 2 4804.00 16.12 54.00 -37.88 -- -- -- -- -- -- -- Average	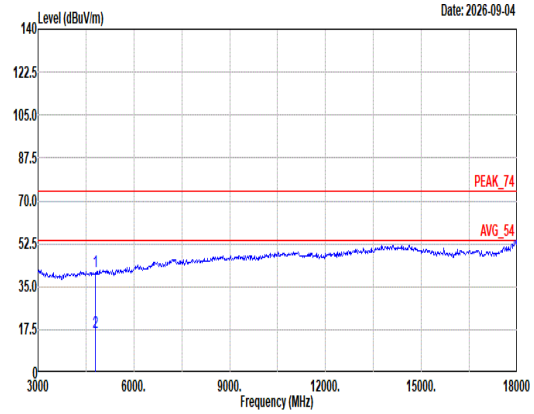 Site : 03CH16-HY Condition: PEAK_74 3m 9120D-1522_260326 VERTICAL Freq Level Limit Line Margin Read Level Ant Factor Cable Loss Preamp Factor Aux Factor APos TPos Remark MHz dBuV/m dBuV/m dB dBuV dB/m dB dB dB cm deg 1 4804.00 41.12 74.00 -32.88 62.93 32.41 11.19 66.35 0.94 -- -- Peak 2 4804.00 16.33 54.00 -37.67 -- -- -- -- -- -- -- Average

Mode	1	
	Harmonic	
	2400-2483.5_Bluetooth BR_GFSK_CH00_2402MHz	
ANT	6	
Pol.	Horizontal	Vertical
10.6G ~18G Avg	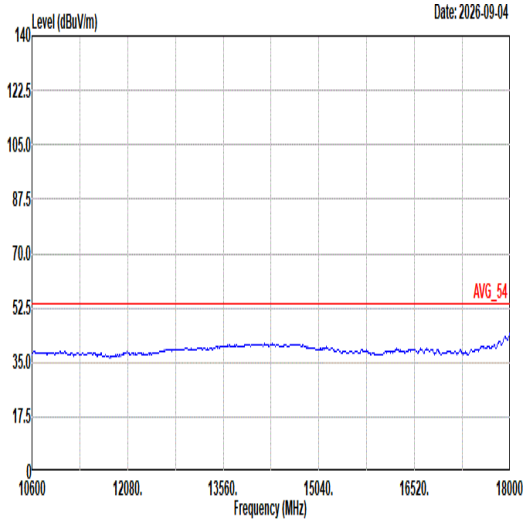 Site : 03CH16-HY Condition: AVG_54 3m 9120D-1522_260326 HORIZONTAL	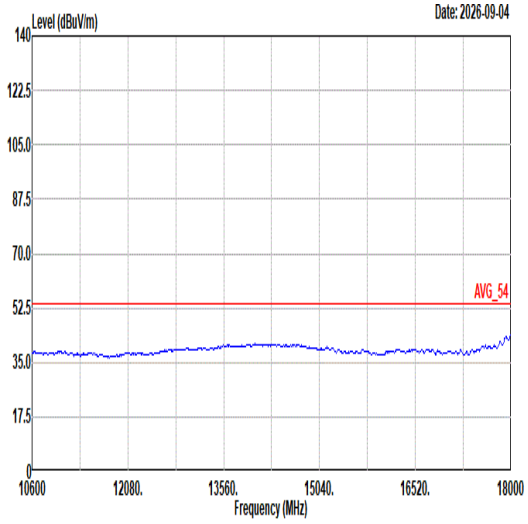 Site : 03CH16-HY Condition: AVG_54 3m 9120D-1522_260326 VERTICAL

Mode	2	
	Harmonic	
	2400-2483.5_Bluetooth BR_GFSK_CH39_2441MHz	
ANT	6	
Pol.	Horizontal	Vertical
Peak Avg	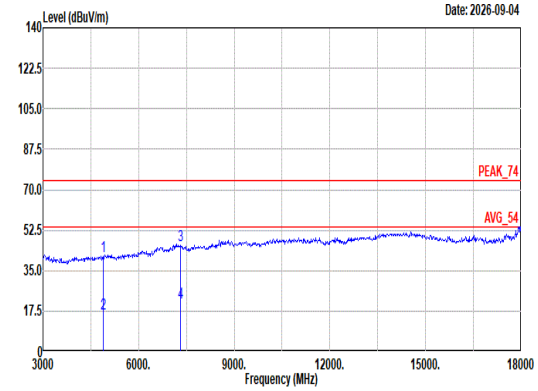 Site : 03CH16-HY Condition: PEAK_74 3m 9120D-1522_260326 HORIZONTAL Freq Level Limit Line Margin Read Level Ant Factor Cable Loss Preamp Factor Aux Factor APos TPos Remark MHz dBuV/m dBuV/m dB dBuV dB/m dB dB dB cm deg 1 4882.00 40.95 74.00 -33.05 62.45 32.56 11.28 66.25 0.91 -- -- Peak 2 4882.00 16.16 54.00 -37.84 -- -- -- -- -- -- -- Average 3 7323.00 45.73 74.00 -28.27 60.25 36.86 13.60 65.77 0.79 -- -- Peak 4 7323.00 20.94 54.00 -33.06 -- -- -- -- -- -- -- Average	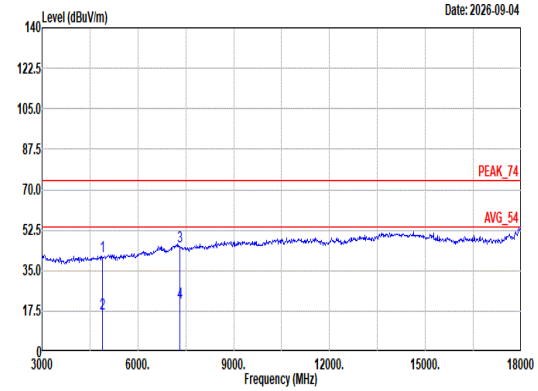 Site : 03CH16-HY Condition: PEAK_74 3m 9120D-1522_260326 VERTICAL Freq Level Limit Line Margin Read Level Ant Factor Cable Loss Preamp Factor Aux Factor APos TPos Remark MHz dBuV/m dBuV/m dB dBuV dB/m dB dB dB cm deg 1 4882.00 41.33 74.00 -32.67 62.83 32.56 11.28 66.25 0.91 -- -- Peak 2 4882.00 16.54 54.00 -37.46 -- -- -- -- -- -- -- Average 3 7323.00 45.68 74.00 -28.32 60.20 36.86 13.60 65.77 0.79 -- -- Peak 4 7323.00 20.89 54.00 -33.11 -- -- -- -- -- -- -- Average

Mode	2	
	Harmonic	
	2400-2483.5_Bluetooth BR_GFSK_CH39_2441MHz	
ANT	6	
Pol.	Horizontal	Vertical
10.6G ~18G Avg	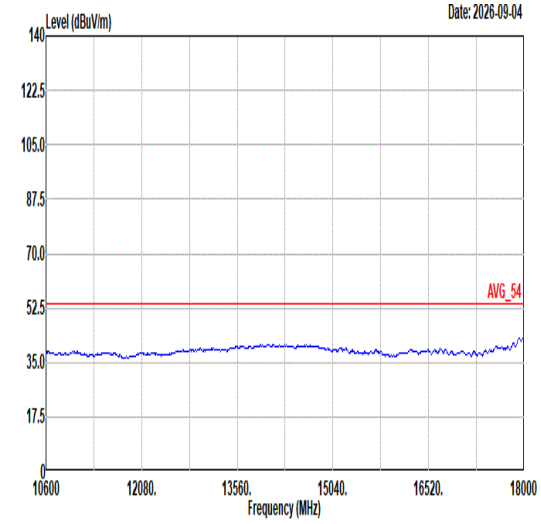 Site : 03CH16-HY Condition: AVG_54 3m 9120D-1522_260326 HORIZONTAL	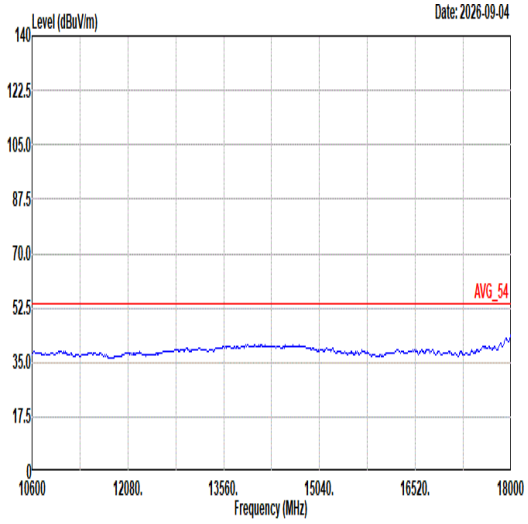 Site : 03CH16-HY Condition: AVG_54 3m 9120D-1522_260326 VERTICAL

Mode	3	
	Band Edge	
	2400-2483.5_Bluetooth BR_GFSK_CH78_2480MHz	
ANT	6	
Pol.	Horizontal	Fundamental
Peak	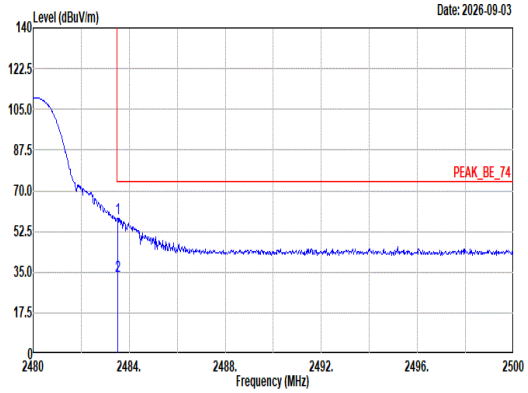 Site : 03CH16-HY Condition: PEAK_BE_74 3m 9120D-1522_260326 HORIZONTAL : RBW:1000.000kHz VBW:3000.000kHz SWT:Auto Freq Level Limit Line Margin Read Level Ant Factor Cable Loss Preamp Factor Aux Factor APos TPos Remark MHz dBuV/m dBuV/m dB dBuV dB/m dB dB dB cm deg 1 2483.52 58.04 74.00 -15.96 57.99 27.70 8.46 36.11 0.00 100 190 Peak 2 2483.52 33.25 54.00 -20.75 -- -- -- -- -- -- -- AVERAGE	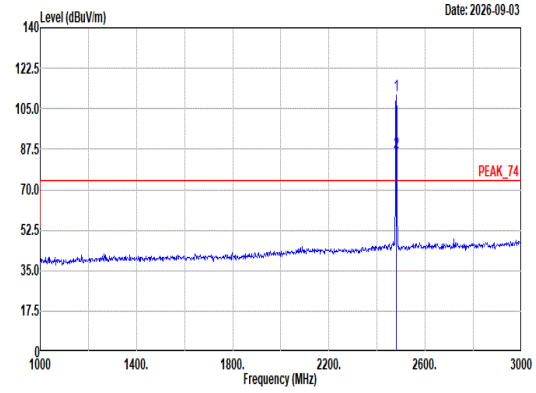 Site : 03CH16-HY Condition: PEAK_74 3m 9120D-1522_260326 HORIZONTAL : RBW:1000.000kHz VBW:3000.000kHz SWT:Auto Freq Level Limit Line Margin Read Level Ant Factor Cable Loss Preamp Factor Aux Factor APos TPos Remark MHz dBuV/m dBuV/m dB dBuV dB/m dB dB dB cm deg 1 2480.00 110.84 ------ ------ 110.80 27.70 8.45 36.11 0.00 100 190 Peak 2 2480.00 86.05 ------ ------ -- -- -- -- -- -- -- Average

Mode	3	
	Band Edge	
	2400-2483.5_Bluetooth BR_GFSK_CH78_2480MHz	
ANT	6	
Pol.	Vertical	Fundamental
Peak	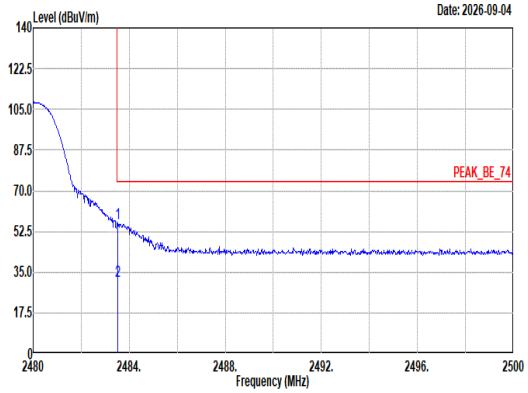 Site : 03CH16-HY Condition: PEAK_BE_74 3m 9120D-1522_260326 VERTICAL : RBW:1000.000kHz VBW:3000.000kHz SWT:Auto Freq Level Limit Line Margin Read Level Ant Factor Cable Loss Preamp Factor Aux Factor APos TPos Remark MHz dBuV/m dBuV/m dB dBuV dB/m dB dB dB cm deg 1 2483.52 56.22 74.00 -17.78 56.17 27.70 8.46 36.11 0.00 358 63 Peak 2 2483.52 31.43 54.00 -22.57 -- -- -- -- -- -- -- AVERAGE	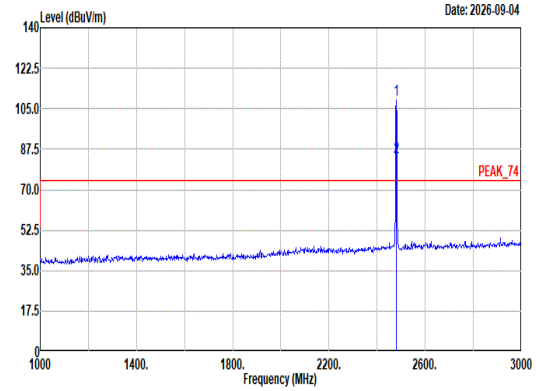 Site : 03CH16-HY Condition: PEAK_74 3m 9120D-1522_260326 VERTICAL : RBW:1000.000kHz VBW:3000.000kHz SWT:Auto Freq Level Limit Line Margin Read Level Ant Factor Cable Loss Preamp Factor Aux Factor APos TPos Remark MHz dBuV/m dBuV/m dB dBuV dB/m dB dB dB cm deg 1 2480.00 108.97 ------ ------ 108.93 27.70 8.45 36.11 0.00 358 63 Peak 2 2480.00 84.18 ------ ------ -- -- -- -- -- -- -- Average

Mode	3	
	Harmonic	
	2400-2483.5_Bluetooth BR_GFSK_CH78_2480MHz	
ANT	6	
Pol.	Horizontal	Vertical
Peak Avg	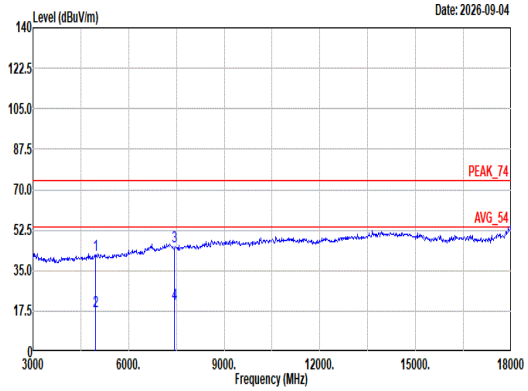 Site : 03CH16-HY Condition: PEAK_74 3m 9120D-1522_260326 HORIZONTAL Freq Level Limit Line Margin Read Level Ant Factor Cable Loss Preamp Factor Aux Factor APos TPos Remark MHz dBuV/m dBuV/m dB dBuV dB/m dB dB dB cm deg 1 4960.00 41.99 74.00 -32.01 62.86 33.02 11.37 66.14 0.88 -- -- Peak 2 4960.00 17.20 54.00 -36.80 -- -- -- -- -- -- -- Average 3 7440.00 45.65 74.00 -28.35 60.55 36.42 13.71 65.81 0.78 -- -- Peak 4 7440.00 20.86 54.00 -33.14 -- -- -- -- -- -- -- Average	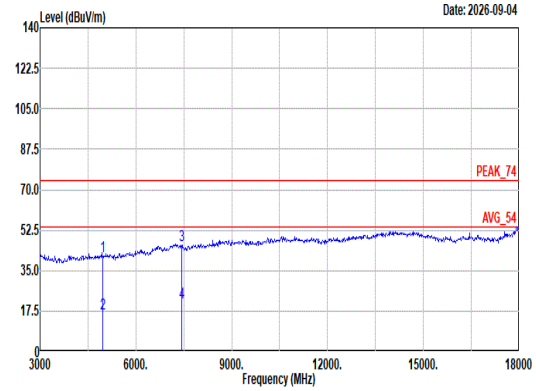 Site : 03CH16-HY Condition: PEAK_74 3m 9120D-1522_260326 VERTICAL Freq Level Limit Line Margin Read Level Ant Factor Cable Loss Preamp Factor Aux Factor APos TPos Remark MHz dBuV/m dBuV/m dB dBuV dB/m dB dB dB cm deg 1 4960.00 41.25 74.00 -32.75 62.12 33.02 11.37 66.14 0.88 -- -- Peak 2 4960.00 16.46 54.00 -37.54 -- -- -- -- -- -- -- Average 3 7440.00 45.87 74.00 -28.13 60.77 36.42 13.71 65.81 0.78 -- -- Peak 4 7440.00 21.08 54.00 -32.92 -- -- -- -- -- -- -- Average

Mode	3	
	Harmonic	
	2400-2483.5_Bluetooth BR_GFSK_CH78_2480MHz	
ANT	6	
Pol.	Horizontal	Vertical
10.6G ~18G Avg	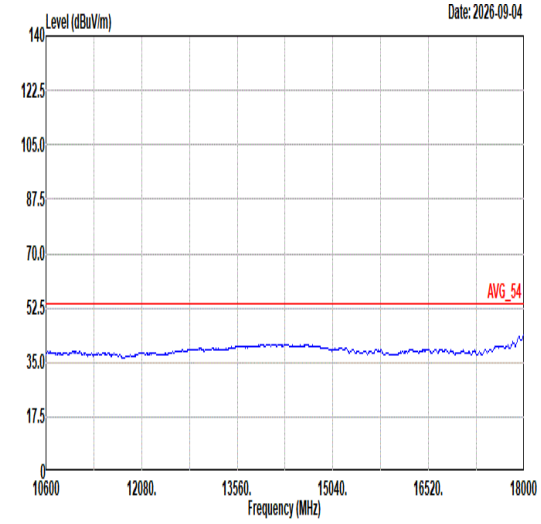 Site : 03CH16-HY Condition: AVG_54 3m 9120D-1522_260326 HORIZONTAL	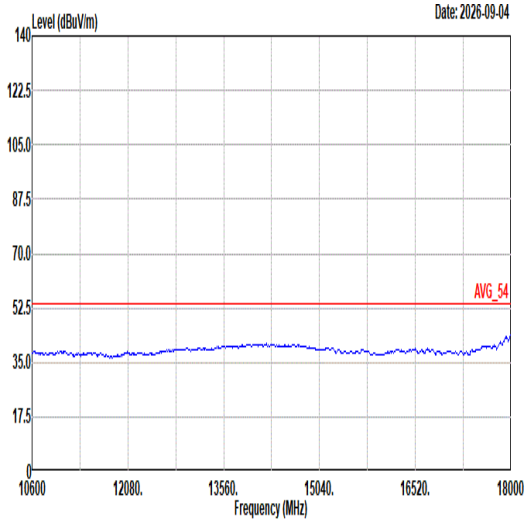 Site : 03CH16-HY Condition: AVG_54 3m 9120D-1522_260326 VERTICAL

Mode	73	
	LF	
	2400-2483.5_Bluetooth BR_GFSK_CH78_2480MHz	
ANT	6	
Pol.	Horizontal	Vertical
QP/ Peak	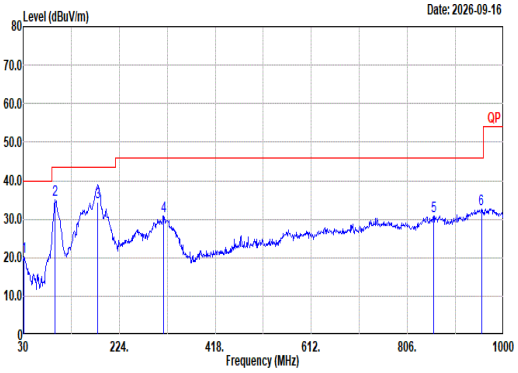 Site : 03CH16-HY Condition: QP 3m 15Bilog_41912 & 05_260318 HORIZONTAL Freq Level Limit Line Margin Read Level Ant Factor Cable Loss Preamp Factor Aux Factor APos TPos Remark 1 30.97 20.15 40.00 -19.85 27.54 23.97 1.04 32.41 0.01 -- -- Peak 2 94.99 35.14 43.50 -8.36 50.46 15.19 1.59 32.14 0.04 -- -- Peak 3 180.35 34.44 43.50 -9.06 49.31 15.09 2.20 32.18 0.02 200 110 QP 4 313.24 30.74 46.00 -15.26 41.19 19.21 2.89 32.60 0.05 -- -- Peak 5 859.35 30.87 46.00 -15.13 29.02 29.22 4.88 32.41 0.16 -- -- Peak 6 955.38 32.54 46.00 -13.46 27.76 31.01 5.15 31.60 0.22 -- -- Peak	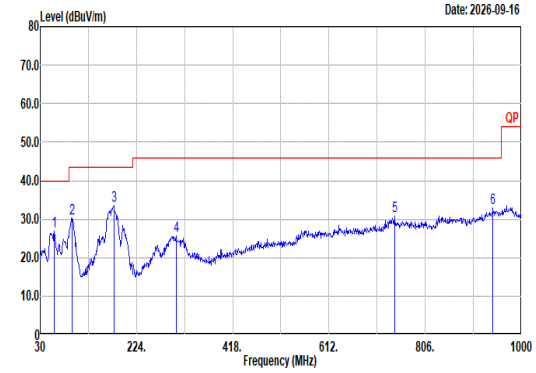 Site : 03CH16-HY Condition: QP 3m 15Bilog_41912 & 05_260318 VERTICAL Freq Level Limit Line Margin Read Level Ant Factor Cable Loss Preamp Factor Aux Factor APos TPos Remark 1 58.13 26.75 40.00 -13.25 46.10 11.68 1.24 32.28 0.01 -- -- Peak 2 94.02 30.33 43.50 -13.17 45.79 15.06 1.58 32.14 0.04 -- -- Peak 3 178.41 33.41 43.50 -10.09 48.18 15.22 2.19 32.20 0.02 -- -- Peak 4 303.54 25.73 46.00 -20.27 36.24 19.16 2.85 32.58 0.06 -- -- Peak 5 743.92 30.86 46.00 -15.14 30.33 28.12 4.52 32.25 0.14 -- -- Peak 6 942.77 32.89 46.00 -13.11 28.76 30.55 5.11 31.74 0.21 -- -- Peak

Mode	77	
	SHF	
	2400-2483.5_Bluetooth BR_GFSK_CH78_2480MHz	
ANT	6	
Pol.	Horizontal	Vertical
Peak	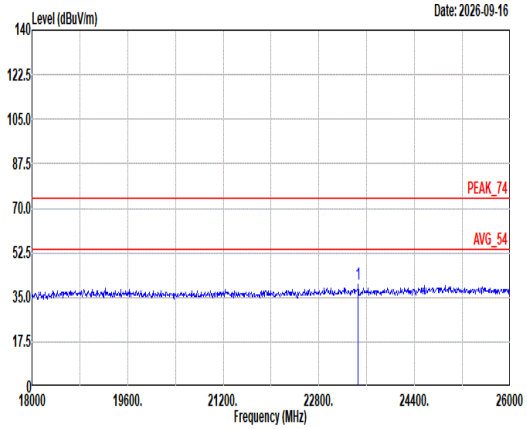 Site : 03CH16-HY Condition: PEAK_74 1m BBHA9170_1230_251105 HORIZONTAL Freq Level Limit Line Margin Read Level Ant Factor Cable Loss Preamp Factor Aux Factor APos TPos Remark MHz dBuV/m dBuV/m dB dBuV dB/m dB dB dB cm deg 1 23456.00 40.05 74.00 -33.95 58.72 38.80 6.30 54.23 -9.54 -- -- Peak	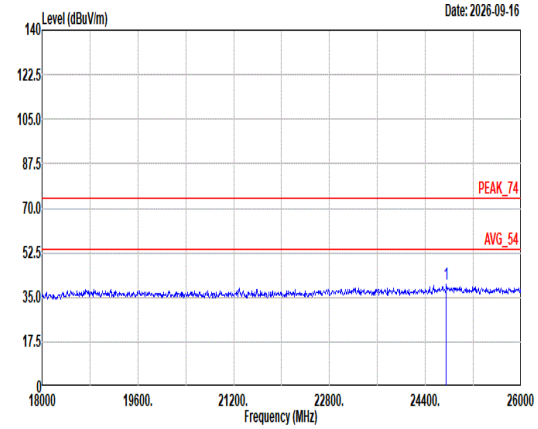 Site : 03CH16-HY Condition: PEAK_74 1m BBHA9170_1230_251105 VERTICAL Freq Level Limit Line Margin Read Level Ant Factor Cable Loss Preamp Factor Aux Factor APos TPos Remark MHz dBuV/m dBuV/m dB dBuV dB/m dB dB dB cm deg 1 24752.00 40.34 74.00 -33.66 57.71 39.11 6.41 53.35 -9.54 -- -- Peak

C2-1.Radiated Spurious Emission Test Modes

Mode	Band (MHz)	Antenna	Modulation	Channel	Frequency	Data Rate	RU	Remark
Mode 10	2400-2483.5	3	Bluetooth BR_GFSK	00	2402	3Mbps	-	-
Mode 11	2400-2483.5	3	Bluetooth BR_GFSK	39	2441	3Mbps	-	-
Mode 12	2400-2483.5	3	Bluetooth BR_GFSK	78	2480	3Mbps	-	-

C2-2.Summary of each worse mode

Mode	Modulation	Ch.	Freq. (MHz)	Level (dBuV/m)	Limit (dBuV/m)	Margin (dB)	Pol.	Peak Avg.	Result	RU	Remark
10	Bluetooth BR_GFSK	00	2347.44	45.32	74.00	-28.68	H	Peak	Pass	-	Band Edge
	Bluetooth BR_GFSK	00	4804.00	44.62	74.00	-29.38	V	Peak	Pass	-	Harmonic
11	Bluetooth BR_GFSK	39	-	-	-	-	-	-	-	-	Band Edge
	Bluetooth BR_GFSK	39	7323.00	48.47	74.00	-25.53	V	Peak	Pass	-	Harmonic
12	Bluetooth BR_GFSK	78	2483.56	55.76	74.00	-18.24	H	Peak	Pass	-	Band Edge
	Bluetooth BR_GFSK	78	7440.00	45.81	74.00	-28.19	V	Peak	Pass	-	Harmonic

Mode	10	
	Band Edge	
	2400-2483.5_Bluetooth BR_GFSK_CH00_2402MHz	
ANT	3	
Pol.	Horizontal	Fundamental
Peak	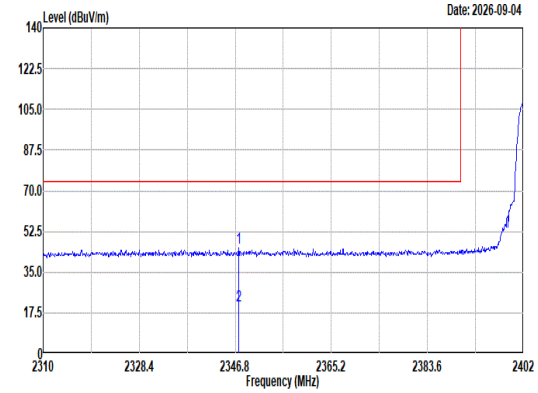 Site : 03CH16-HY Condition: PEAK_BE_74 3m 9120D-1522_260326 HORIZONTAL : RBW:1000.000kHz VBW:3000.000kHz SWT:Auto Freq Level Limit Line Margin Read Level Ant Factor Cable Loss Preamp Factor Aux Factor APos TPos Remark MHz dBuV/m dBuV/m dB dBuV dB/m dB dB dB cm deg 1 2347.44 45.32 74.00 -28.68 45.89 27.27 8.25 36.09 0.00 108 304 Peak 2 2347.44 20.56 54.00 -33.44 -- -- -- -- -- -- -- AVERAGE	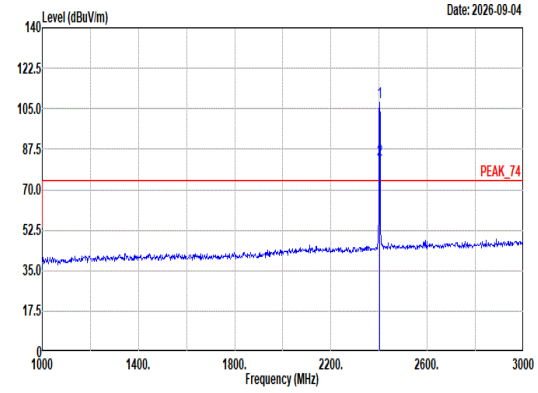 Site : 03CH16-HY Condition: PEAK_74 3m 9120D-1522_260326 HORIZONTAL : RBW:1000.000kHz VBW:3000.000kHz SWT:Auto Freq Level Limit Line Margin Read Level Ant Factor Cable Loss Preamp Factor Aux Factor APos TPos Remark MHz dBuV/m dBuV/m dB dBuV dB/m dB dB dB cm deg 1 2402.00 107.87 ------ ------ 108.14 27.50 8.33 36.10 0.00 108 304 Peak 2 2402.00 83.11 ------ ------ -- -- -- -- -- -- -- Average

Mode	10	
	Band Edge	
	2400-2483.5_Bluetooth BR_GFSK_CH00_2402MHz	
ANT	3	
Pol.	Vertical	Fundamental
Peak	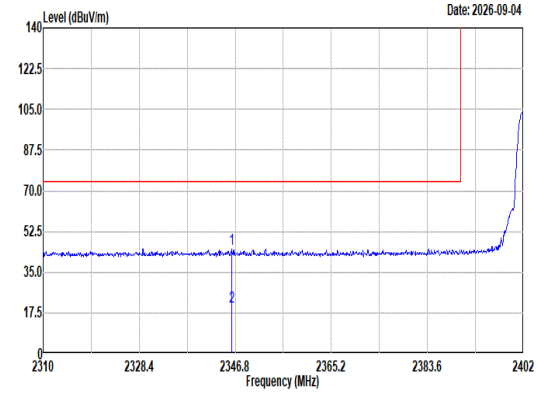 Site : 03CH16-HY Condition: PEAK_BE_74 3m 9120D-1522_260326 VERTICAL : RBW:1000.000kHz VBW:3000.000kHz SWT:Auto Freq Level Limit Line Margin Read Level Ant Factor Cable Loss Preamp Factor Aux Factor APos TPos Remark MHz dBuV/m dBuV/m dB dBuV dB/m dB dB dB cm deg 1 2346.16 45.04 74.00 -28.96 45.63 27.26 8.24 36.09 0.00 387 29 Peak 2 2346.16 20.28 54.00 -33.72 -- -- -- -- -- -- -- AVERAGE	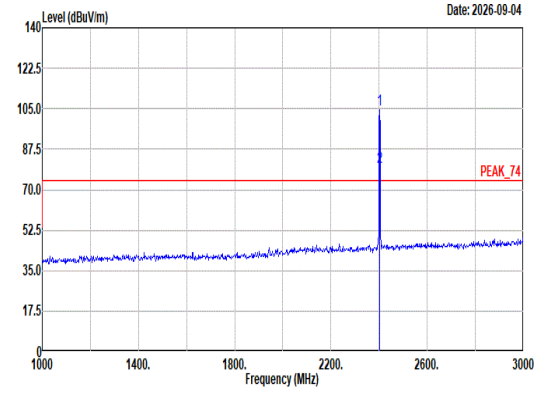 Site : 03CH16-HY Condition: PEAK_74 3m 9120D-1522_260326 VERTICAL : RBW:1000.000kHz VBW:3000.000kHz SWT:Auto Freq Level Limit Line Margin Read Level Ant Factor Cable Loss Preamp Factor Aux Factor APos TPos Remark MHz dBuV/m dBuV/m dB dBuV dB/m dB dB dB cm deg 1 2402.00 104.66 ------ ------ 104.93 27.50 8.33 36.10 0.00 387 29 Peak 2 2402.00 79.90 ------ ------ -- -- -- -- -- -- -- Average

Mode	10	
	Harmonic	
	2400-2483.5_Bluetooth BR_GFSK_CH00_2402MHz	
ANT	3	
Pol.	Horizontal	Vertical
Peak Avg	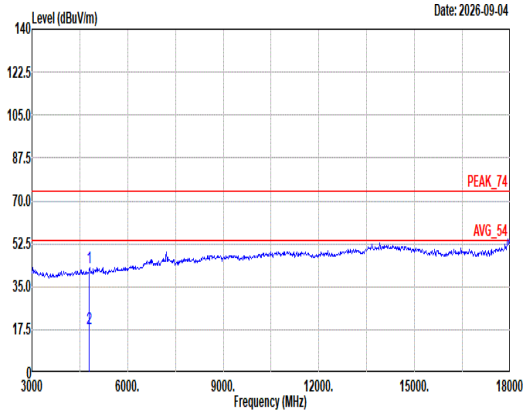 Site : 03CH16-HY Condition: PEAK_74 3m 9120D-1522_260326 HORIZONTAL Freq Level Limit Line Margin Read Level Ant Factor Cable Loss Preamp Factor Aux Factor APos TPos Remark MHz dBuV/m dBuV/m dB dBuV dB/m dB dB dB cm deg 1 4804.00 42.65 74.00 -31.35 64.46 32.41 11.19 66.35 0.94 -- -- Peak 2 4804.00 17.89 54.00 -36.11 -- -- -- -- -- -- -- Average	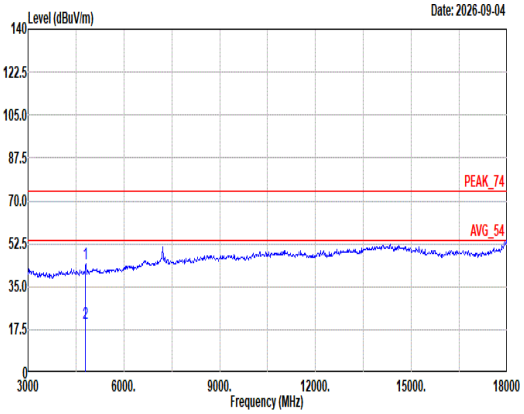 Site : 03CH16-HY Condition: PEAK_74 3m 9120D-1522_260326 VERTICAL Freq Level Limit Line Margin Read Level Ant Factor Cable Loss Preamp Factor Aux Factor APos TPos Remark MHz dBuV/m dBuV/m dB dBuV dB/m dB dB dB cm deg 1 4804.00 44.62 74.00 -29.38 66.43 32.41 11.19 66.35 0.94 -- -- Peak 2 4804.00 19.86 54.00 -34.14 -- -- -- -- -- -- -- Average

Mode	10	
	Harmonic	
	2400-2483.5_Bluetooth BR_GFSK_CH00_2402MHz	
ANT	3	
Pol.	Horizontal	Vertical
10.6G ~18G Avg	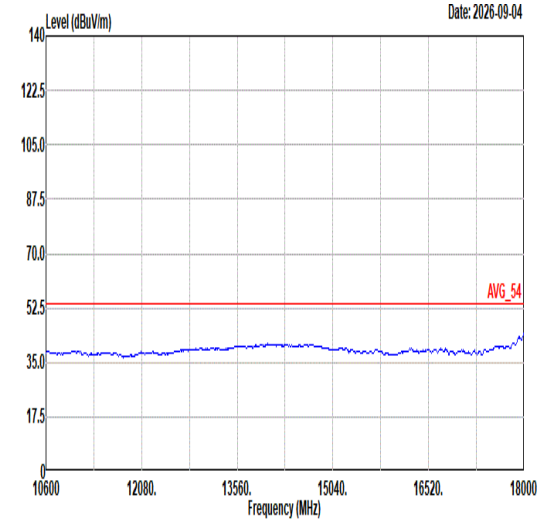 Site : 03CH16-HY Condition: AVG_54 3m 9120D-1522_260326 HORIZONTAL	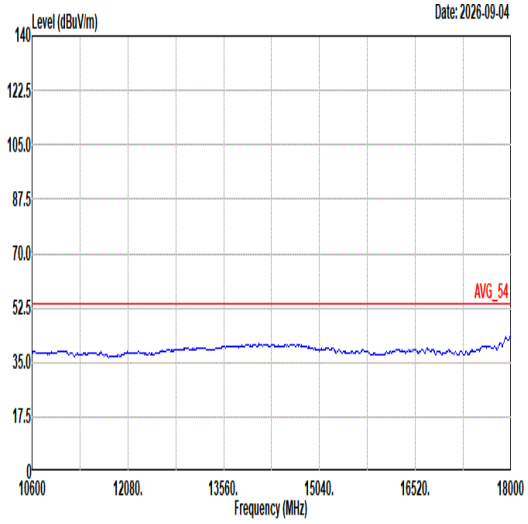 Site : 03CH16-HY Condition: AVG_54 3m 9120D-1522_260326 VERTICAL

Mode	11	
	Harmonic	
	2400-2483.5_Bluetooth BR_GFSK_CH39_2441MHz	
ANT	3	
Pol.	Horizontal	Vertical
Peak Avg	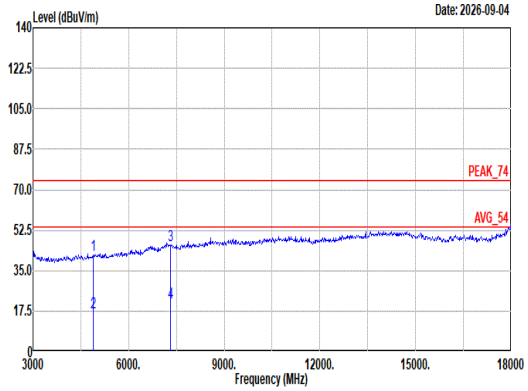 Site : 03CH16-HY Condition: PEAK_74 3m 9120D-1522_260326 HORIZONTAL Freq Level Limit Line Margin Read Level Ant Factor Cable Loss Preamp Factor Aux Factor APos TPos Remark MHz dBuV/m dBuV/m dB dBuV dB/m dB dB dB cm deg 1 4882.00 41.66 74.00 -32.34 63.16 32.56 11.28 66.25 0.91 -- -- Peak 2 4882.00 16.90 54.00 -37.10 -- -- -- -- -- -- -- Average 3 7323.00 46.11 74.00 -27.89 60.63 36.86 13.60 65.77 0.79 -- -- Peak 4 7323.00 21.35 54.00 -32.65 -- -- -- -- -- -- -- Average	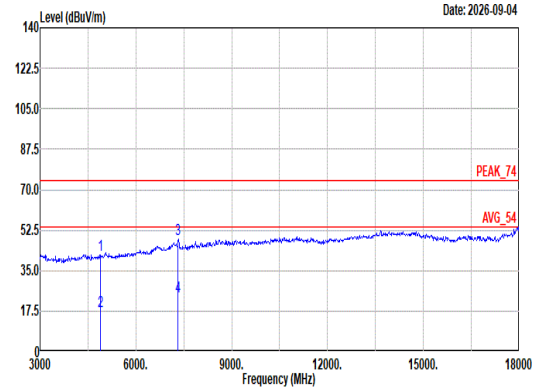 Site : 03CH16-HY Condition: PEAK_74 3m 9120D-1522_260326 VERTICAL Freq Level Limit Line Margin Read Level Ant Factor Cable Loss Preamp Factor Aux Factor APos TPos Remark MHz dBuV/m dBuV/m dB dBuV dB/m dB dB dB cm deg 1 4882.00 41.96 74.00 -32.04 63.46 32.56 11.28 66.25 0.91 -- -- Peak 2 4882.00 17.20 54.00 -36.80 -- -- -- -- -- -- -- Average 3 7323.00 48.47 74.00 -25.53 62.99 36.86 13.60 65.77 0.79 -- -- Peak 4 7323.00 23.71 54.00 -30.29 -- -- -- -- -- -- -- Average

Mode	11	
	Harmonic	
	2400-2483.5_Bluetooth BR_GFSK_CH39_2441MHz	
ANT	3	
Pol.	Horizontal	Vertical
10.6G ~18G Avg	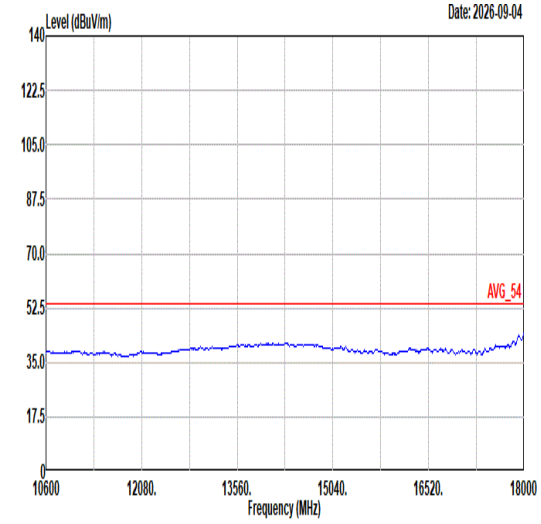 Site : 03CH16-HY Condition: AVG_54 3m 9120D-1522_260326 HORIZONTAL	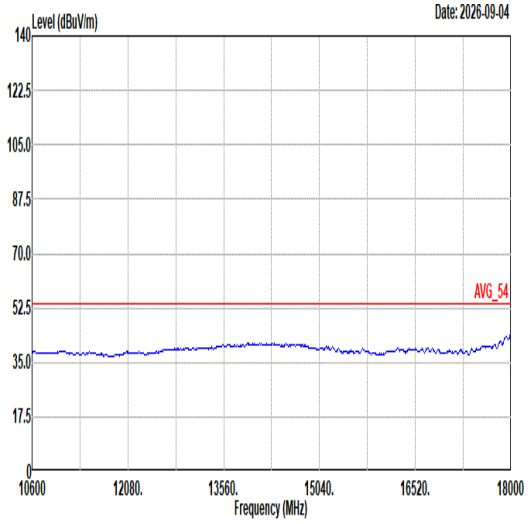 Site : 03CH16-HY Condition: AVG_54 3m 9120D-1522_260326 VERTICAL

Mode	12	
	Band Edge	
	2400-2483.5_Bluetooth BR_GFSK_CH78_2480MHz	
ANT	3	
Pol.	Horizontal	Fundamental
Peak	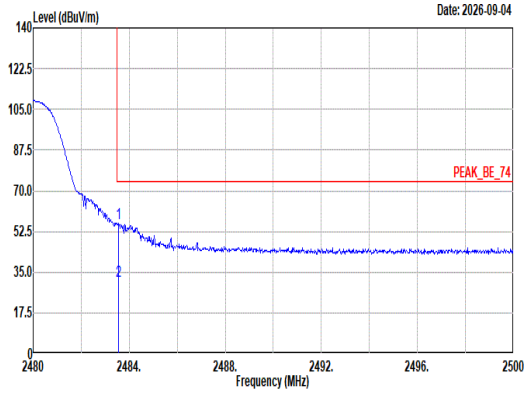 Site : 03CH16-HY Condition: PEAK_BE_74 3m 9120D-1522_260326 HORIZONTAL : RBW:1000.000kHz VBW:3000.000kHz SWT:Auto Freq Level Limit Line Margin Read Level Ant Factor Cable Loss Preamp Factor Aux Factor APos TPos Remark MHz dBuV/m dBuV/m dB dBuV dB/m dB dB dB cm deg 1 2483.56 55.76 74.00 -18.24 55.71 27.70 8.46 36.11 0.00 100 305 Peak 2 2483.56 31.00 54.00 -23.00 -- -- -- -- -- -- -- AVERAGE	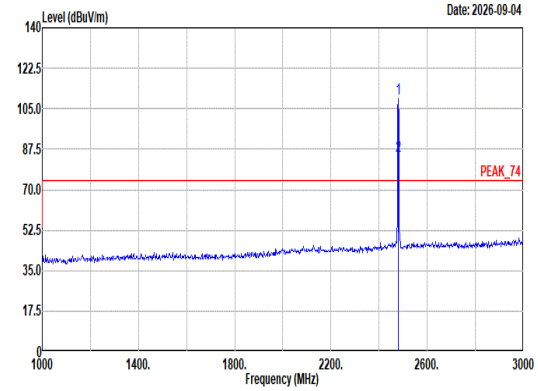 Site : 03CH16-HY Condition: PEAK_74 3m 9120D-1522_260326 HORIZONTAL : RBW:1000.000kHz VBW:3000.000kHz SWT:Auto Freq Level Limit Line Margin Read Level Ant Factor Cable Loss Preamp Factor Aux Factor APos TPos Remark MHz dBuV/m dBuV/m dB dBuV dB/m dB dB dB cm deg 1 2480.00 109.48 ------ ------ 109.44 27.70 8.45 36.11 0.00 100 305 Peak 2 2480.00 84.72 ------ ------ -- -- -- -- -- -- -- Average

Mode	12	
	Band Edge	
	2400-2483.5_Bluetooth BR_GFSK_CH78_2480MHz	
ANT	3	
Pol.	Vertical	Fundamental
Peak	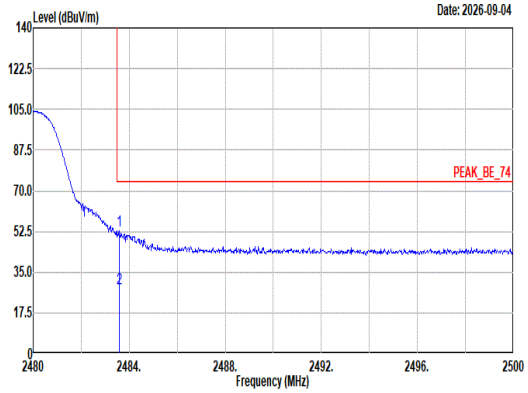 Site : 03CH16-HY Condition: PEAK_BE_74 3m 9120D-1522_260326 VERTICAL : RBW:1000.000kHz VBW:3000.000kHz SWT:Auto Freq Level Limit Line Margin Read Level Ant Factor Cable Loss Preamp Factor Aux Factor APos TPos Remark MHz dBuV/m dBuV/m dB dBuV dB/m dB dB dB cm deg 1 2483.58 52.76 74.00 -21.24 52.71 27.70 8.46 36.11 0.00 400 0 Peak 2 2483.58 28.00 54.00 -26.00 -- -- -- -- -- -- -- AVERAGE	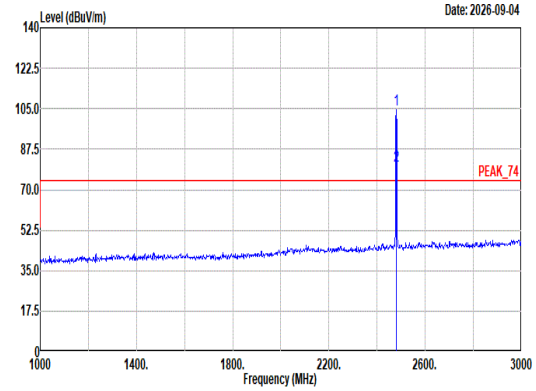 Site : 03CH16-HY Condition: PEAK_74 3m 9120D-1522_260326 VERTICAL : RBW:1000.000kHz VBW:3000.000kHz SWT:Auto Freq Level Limit Line Margin Read Level Ant Factor Cable Loss Preamp Factor Aux Factor APos TPos Remark MHz dBuV/m dBuV/m dB dBuV dB/m dB dB dB cm deg 1 2480.00 104.82 ------ ------ 104.78 27.70 8.45 36.11 0.00 400 0 Peak 2 2480.00 80.06 ------ ------ -- -- -- -- -- -- -- Average

Mode	12	
	Harmonic	
	2400-2483.5_Bluetooth BR_GFSK_CH78_2480MHz	
ANT	3	
Pol.	Horizontal	Vertical
Peak Avg	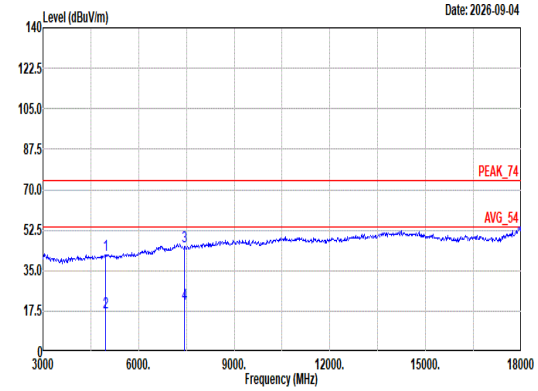 Site : 03CH16-HY Condition: PEAK_74 3m 9120D-1522_260326 HORIZONTAL Freq Level Limit Line Margin Read Level Ant Factor Cable Loss Preamp Factor Aux Factor APos TPos Remark MHz dBuV/m dBuV/m dB dBuV dB/m dB dB dB cm deg 1 4960.00 41.87 74.00 -32.13 62.74 33.02 11.37 66.14 0.88 -- -- Peak 2 4960.00 17.11 54.00 -36.89 -- -- -- -- -- -- -- Average 3 7440.00 45.56 74.00 -28.44 60.46 36.42 13.71 65.81 0.78 -- -- Peak 4 7440.00 20.80 54.00 -33.20 -- -- -- -- -- -- -- Average	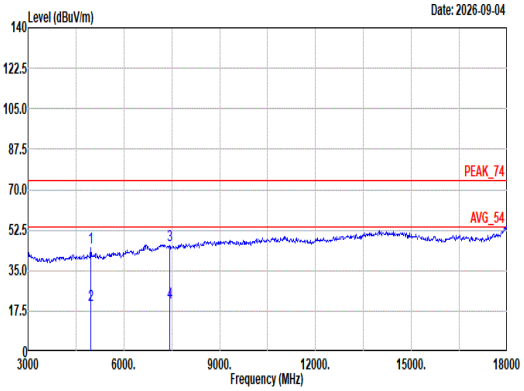 Site : 03CH16-HY Condition: PEAK_74 3m 9120D-1522_260326 VERTICAL Freq Level Limit Line Margin Read Level Ant Factor Cable Loss Preamp Factor Aux Factor APos TPos Remark MHz dBuV/m dBuV/m dB dBuV dB/m dB dB dB cm deg 1 4960.00 44.86 74.00 -29.14 65.73 33.02 11.37 66.14 0.88 -- -- Peak 2 4960.00 20.10 54.00 -33.90 -- -- -- -- -- -- -- Average 3 7440.00 45.81 74.00 -28.19 60.71 36.42 13.71 65.81 0.78 -- -- Peak 4 7440.00 21.05 54.00 -32.95 -- -- -- -- -- -- -- Average

Mode	12	
	Harmonic	
	2400-2483.5_Bluetooth BR_GFSK_CH78_2480MHz	
ANT	3	
Pol.	Horizontal	Vertical
10.6G ~18G Avg	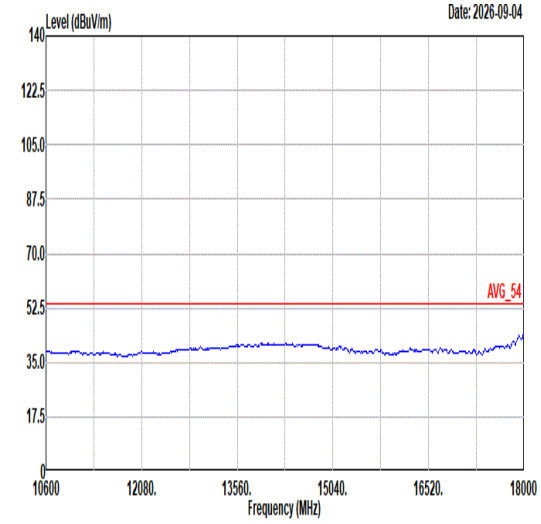 Site : 03CH16-HY Condition: AVG_54 3m 9120D-1522_260326 HORIZONTAL	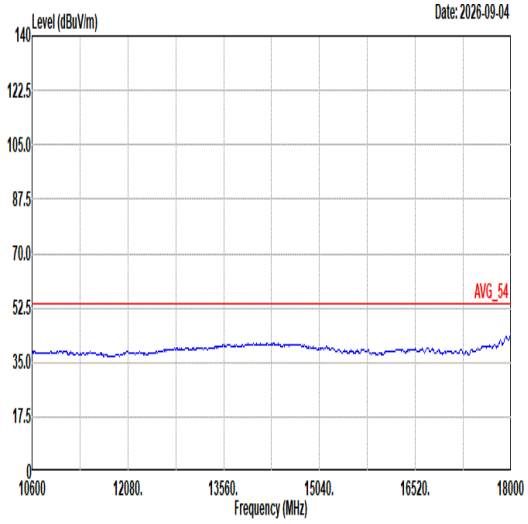 Site : 03CH16-HY Condition: AVG_54 3m 9120D-1522_260326 VERTICAL

C3-1.Radiated Spurious Emission Test Modes

Mode	Band (MHz)	Antenna	Modulation	Channel	Frequency	Data Rate	RU	Remark
Mode 19	2400-2483.5	6+3	Bluetooth BR_GFSK	00	2402	1Mbps	-	-
Mode 20	2400-2483.5	6+3	Bluetooth BR_GFSK	39	2441	1Mbps	-	-
Mode 21	2400-2483.5	6+3	Bluetooth BR_GFSK	78	2480	1Mbps	-	-

C3-2.Summary of each worse mode

Mode	Modulation	Ch.	Freq. (MHz)	Level (dBuV/m)	Limit (dBuV/m)	Margin (dB)	Pol.	Peak Avg.	Result	RU	Remark
19	Bluetooth BR_GFSK	00	2339.72	45.40	74.00	-28.60	V	Peak	Pass	-	Band Edge
	Bluetooth BR_GFSK	00	4804.00	41.08	74.00	-32.92	H	Peak	Pass	-	Harmonic
20	Bluetooth BR_GFSK	39	-	-	-	-	-	-	-	-	Band Edge
	Bluetooth BR_GFSK	39	7323.00	47.19	74.00	-26.81	H	Peak	Pass	-	Harmonic
21	Bluetooth BR_GFSK	78	2483.60	54.60	74.00	-19.40	H	Peak	Pass	-	Band Edge
	Bluetooth BR_GFSK	78	7440.00	45.46	74.00	-28.54	H	Peak	Pass	-	Harmonic

Mode	19	
	Band Edge	
	2400-2483.5_Bluetooth BR_GFSK_CH00_2402MHz	
ANT	6+3	
Pol.	Horizontal	Fundamental
Peak	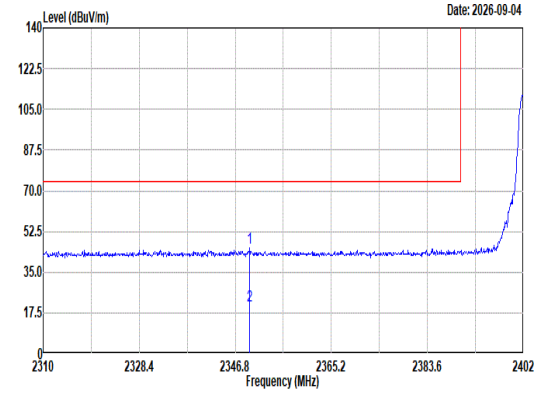 Site : 03CH16-HY Condition: PEAK_BE_74 3m 9120D-1522_260326 HORIZONTAL : RBW:1000.000kHz VBW:3000.000kHz SWT:Auto Freq Level Limit Line Margin Read Level Ant Factor Cable Loss Preamp Factor Aux Factor APos TPos Remark MHz dBuV/m dBuV/m dB dBuV dB/m dB dB dB cm deg 1 2349.56 45.25 74.00 -28.75 45.79 27.30 8.25 36.09 0.00 100 90 Peak 2 2349.56 20.46 54.00 -33.54 -- -- -- -- -- -- -- AVERAGE	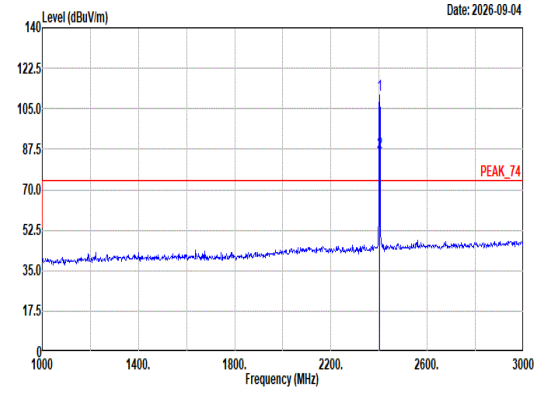 Site : 03CH16-HY Condition: PEAK_74 3m 9120D-1522_260326 HORIZONTAL : RBW:1000.000kHz VBW:3000.000kHz SWT:Auto Freq Level Limit Line Margin Read Level Ant Factor Cable Loss Preamp Factor Aux Factor APos TPos Remark MHz dBuV/m dBuV/m dB dBuV dB/m dB dB dB cm deg 1 2402.00 110.99 ------ ------ 111.26 27.50 8.33 36.10 0.00 100 90 Peak 2 2402.00 86.20 ------ ------ -- -- -- -- -- -- -- Average

Mode	19	
	Band Edge	
	2400-2483.5_Bluetooth BR_GFSK_CH00_2402MHz	
ANT	6+3	
Pol.	Vertical	Fundamental
Peak	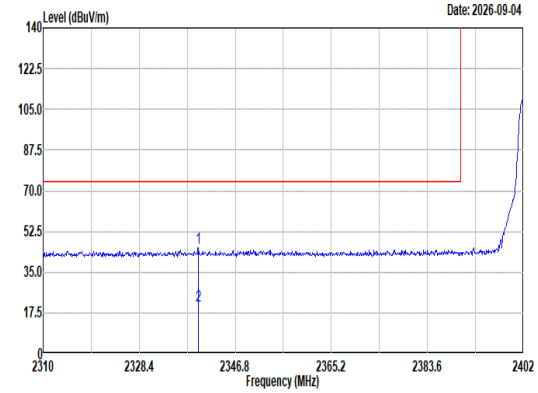 Site : 03CH16-HY Condition: PEAK_BE_74 3m 9120D-1522_260326 VERTICAL : RBW:1000.000kHz VBW:3000.000kHz SWT:Auto Freq Level Limit Line Margin Read Level Ant Factor Cable Loss Preamp Factor Aux Factor APos TPos Remark MHz dBuV/m dBuV/m dB dBuV dB/m dB dB dB cm deg 1 2339.72 45.40 74.00 -28.60 46.06 27.20 8.23 36.09 0.00 381 84 Peak 2 2339.72 20.61 54.00 -33.39 -- -- -- -- -- -- -- AVERAGE	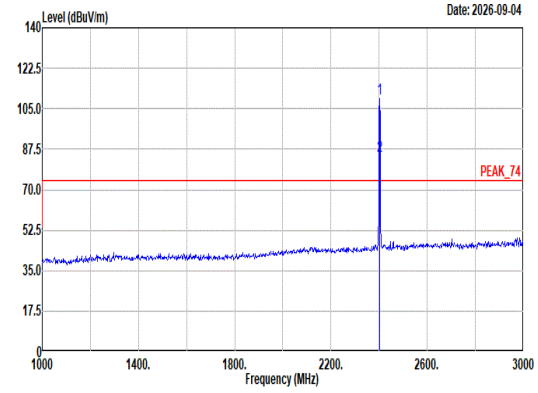 Site : 03CH16-HY Condition: PEAK_74 3m 9120D-1522_260326 VERTICAL : RBW:1000.000kHz VBW:3000.000kHz SWT:Auto Freq Level Limit Line Margin Read Level Ant Factor Cable Loss Preamp Factor Aux Factor APos TPos Remark MHz dBuV/m dBuV/m dB dBuV dB/m dB dB dB cm deg 1 2402.00 109.16 ------ ------ 109.43 27.50 8.33 36.10 0.00 381 84 Peak 2 2402.00 84.37 ------ ------ -- -- -- -- -- -- -- Average

Mode	19	
	Harmonic	
	2400-2483.5_Bluetooth BR_GFSK_CH00_2402MHz	
ANT	6+3	
Pol.	Horizontal	Vertical
Peak Avg	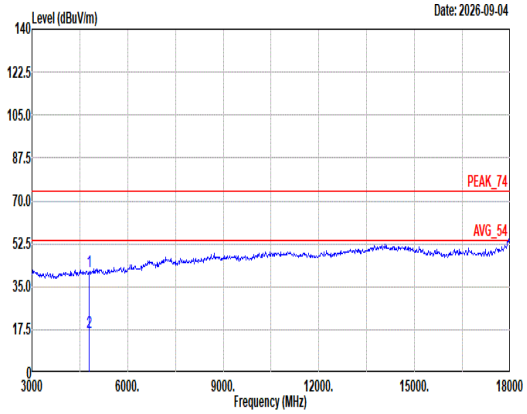 Site : 03CH16-HY Condition: PEAK_74 3m 9120D-1522_260326 HORIZONTAL Freq Level Limit Line Margin Read Level Ant Factor Cable Loss Preamp Factor Aux Factor APos TPos Remark MHz dBuV/m dBuV/m dB dBuV dB/m dB dB dB cm deg 1 4804.00 41.08 74.00 -32.92 62.89 32.41 11.19 66.35 0.94 -- -- Peak 2 4804.00 16.29 54.00 -37.71 -- -- -- -- -- -- -- Average	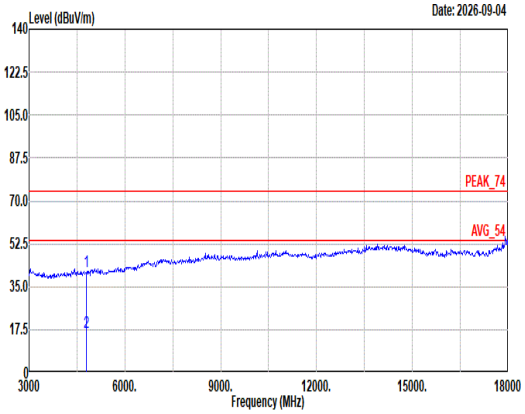 Site : 03CH16-HY Condition: PEAK_74 3m 9120D-1522_260326 VERTICAL Freq Level Limit Line Margin Read Level Ant Factor Cable Loss Preamp Factor Aux Factor APos TPos Remark MHz dBuV/m dBuV/m dB dBuV dB/m dB dB dB cm deg 1 4804.00 40.95 74.00 -33.05 62.76 32.41 11.19 66.35 0.94 -- -- Peak 2 4804.00 16.16 54.00 -37.84 -- -- -- -- -- -- -- Average

Mode	19	
	Harmonic	
	2400-2483.5_Bluetooth BR_GFSK_CH00_2402MHz	
ANT	6+3	
Pol.	Horizontal	Vertical
10.6G ~18G Avg	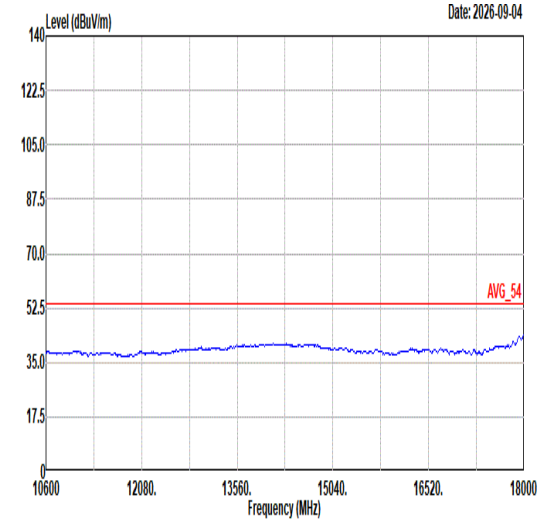 Site : 03CH16-HY Condition: AVG_54 3m 9120D-1522_260326 HORIZONTAL	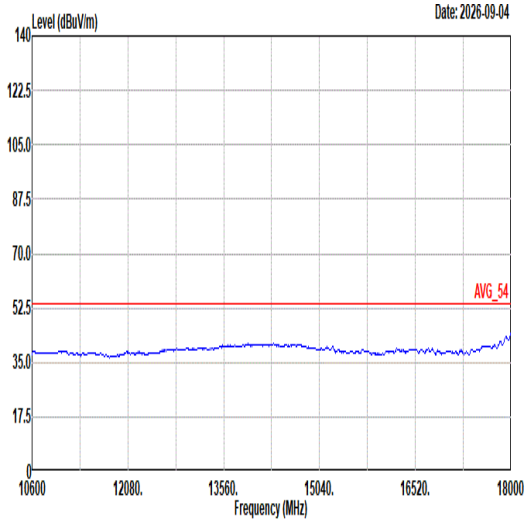 Site : 03CH16-HY Condition: AVG_54 3m 9120D-1522_260326 VERTICAL

Mode	20	
	Harmonic	
	2400-2483.5_Bluetooth BR_GFSK_CH39_2441MHz	
ANT	6+3	
Pol.	Horizontal	Vertical
Peak Avg	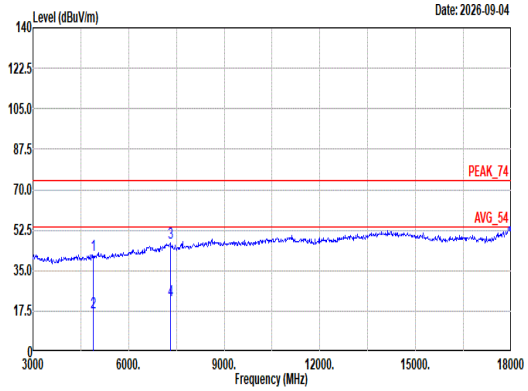 Site : 03CH16-HY Condition: PEAK_74 3m 9120D-1522_260326 HORIZONTAL Freq Level Limit Line Margin Read Level Ant Factor Cable Loss Preamp Factor Aux Factor APos TPos Remark MHz dBuV/m dBuV/m dB dBuV dB/m dB dB dB cm deg 1 4882.00 41.56 74.00 -32.44 63.06 32.56 11.28 66.25 0.91 -- -- Peak 2 4882.00 16.77 54.00 -37.23 -- -- -- -- -- -- -- Average 3 7323.00 47.19 74.00 -26.81 61.71 36.86 13.60 65.77 0.79 -- -- Peak 4 7323.00 22.40 54.00 -31.60 -- -- -- -- -- -- -- Average	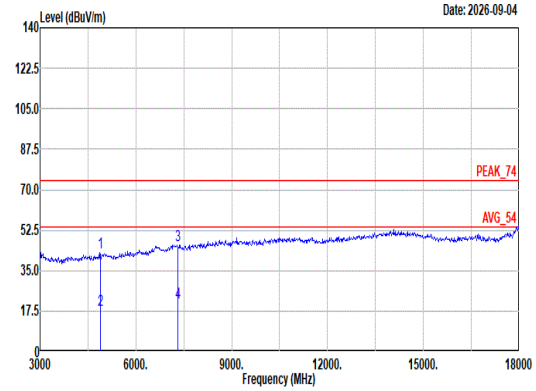 Site : 03CH16-HY Condition: PEAK_74 3m 9120D-1522_260326 VERTICAL Freq Level Limit Line Margin Read Level Ant Factor Cable Loss Preamp Factor Aux Factor APos TPos Remark MHz dBuV/m dBuV/m dB dBuV dB/m dB dB dB cm deg 1 4882.00 42.96 74.00 -31.04 64.46 32.56 11.28 66.25 0.91 -- -- Peak 2 4882.00 18.17 54.00 -35.83 -- -- -- -- -- -- -- Average 3 7323.00 45.90 74.00 -28.10 60.42 36.86 13.60 65.77 0.79 -- -- Peak 4 7323.00 21.11 54.00 -32.89 -- -- -- -- -- -- -- Average

Mode	20	
	Harmonic	
	2400-2483.5_Bluetooth BR_GFSK_CH39_2441MHz	
ANT	6+3	
Pol.	Horizontal	Vertical
10.6G ~18G Avg	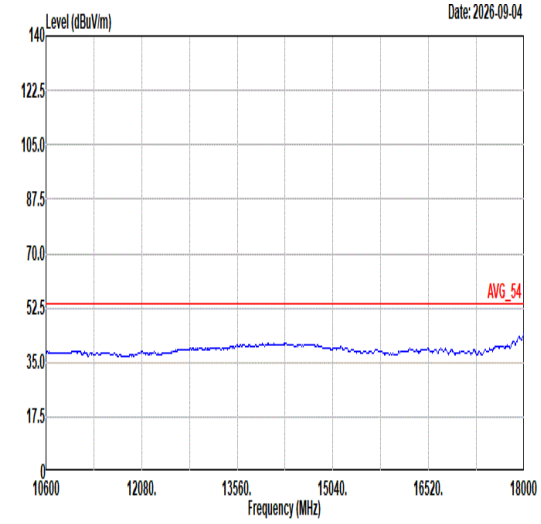 Site : 03CH16-HY Condition: AVG_54 3m 9120D-1522_260326 HORIZONTAL	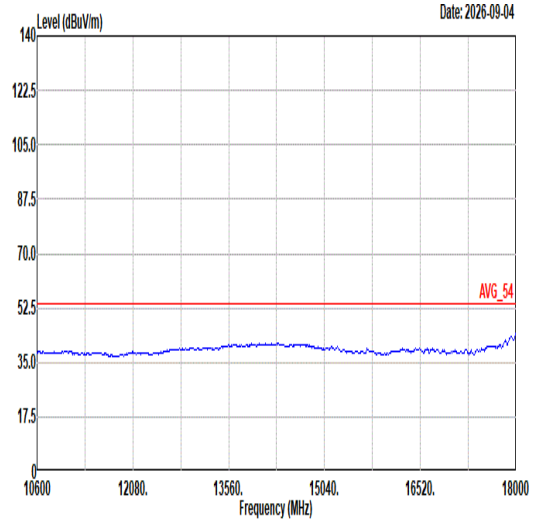 Site : 03CH16-HY Condition: AVG_54 3m 9120D-1522_260326 VERTICAL

Mode	21	
	Band Edge	
	2400-2483.5_Bluetooth BR_GFSK_CH78_2480MHz	
ANT	6+3	
Pol.	Horizontal	Fundamental
Peak	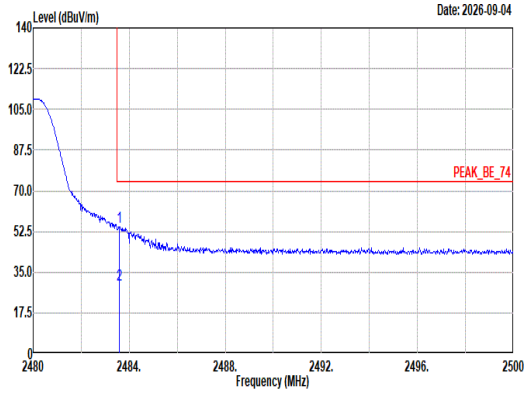 Site : 03CH16-HY Condition: PEAK_BE_74 3m 9120D-1522_260326 HORIZONTAL : RBW:1000.000kHz VBW:3000.000kHz SWT:Auto Freq Level Limit Line Margin Read Level Ant Factor Cable Loss Preamp Factor Aux Factor APos TPos Remark MHz dBuV/m dBuV/m dB dBuV dB/m dB dB dB cm deg 1 2483.60 54.60 74.00 -19.40 54.55 27.70 8.46 36.11 0.00 104 312 Peak 2 2483.60 29.81 54.00 -24.19 -- -- -- -- -- -- -- AVERAGE	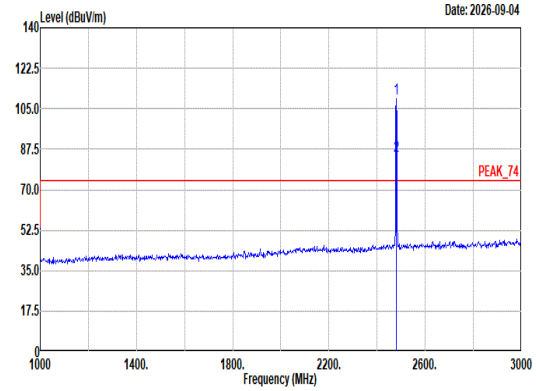 Site : 03CH16-HY Condition: PEAK_74 3m 9120D-1522_260326 HORIZONTAL : RBW:1000.000kHz VBW:3000.000kHz SWT:Auto Freq Level Limit Line Margin Read Level Ant Factor Cable Loss Preamp Factor Aux Factor APos TPos Remark MHz dBuV/m dBuV/m dB dBuV dB/m dB dB dB cm deg 1 2480.00 109.50 ------ ------ 109.46 27.70 8.45 36.11 0.00 104 312 Peak 2 2480.00 84.71 ------ ------ -- -- -- -- -- -- -- Average

Mode	21	
	Band Edge	
	2400-2483.5_Bluetooth BR_GFSK_CH78_2480MHz	
ANT	6+3	
Pol.	Vertical	Fundamental
Peak	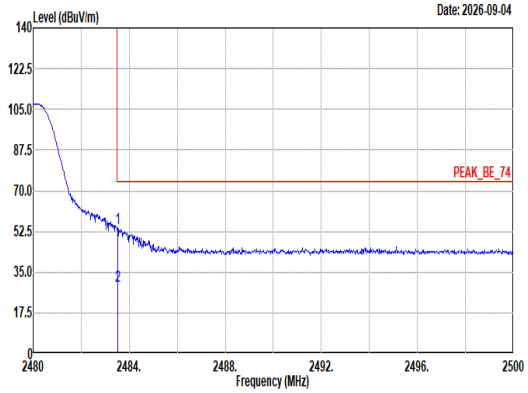 Site : 03CH16-HY Condition: PEAK_BE_74 3m 9120D-1522_260326 VERTICAL : RBW:1000.000kHz VBW:3000.000kHz SWT:Auto Freq Level Limit Line Margin Read Level Ant Factor Cable Loss Preamp Factor Aux Factor APos TPos Remark MHz dBuV/m dBuV/m dB dBuV dB/m dB dB dB cm deg 1 2483.52 53.83 74.00 -20.17 53.78 27.70 8.46 36.11 0.00 400 66 Peak 2 2483.52 29.04 54.00 -24.96 -- -- -- -- -- -- -- AVERAGE	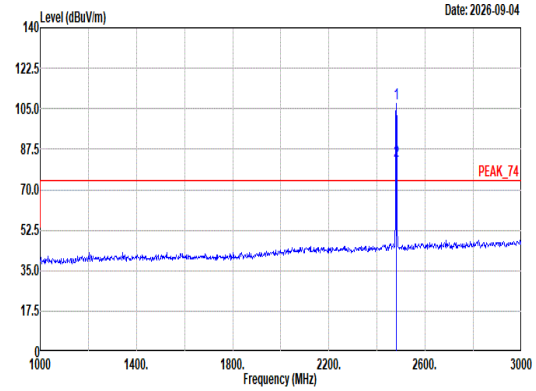 Site : 03CH16-HY Condition: PEAK_74 3m 9120D-1522_260326 VERTICAL : RBW:1000.000kHz VBW:3000.000kHz SWT:Auto Freq Level Limit Line Margin Read Level Ant Factor Cable Loss Preamp Factor Aux Factor APos TPos Remark MHz dBuV/m dBuV/m dB dBuV dB/m dB dB dB cm deg 1 2480.00 107.36 ------ ------ 107.32 27.70 8.45 36.11 0.00 400 66 Peak 2 2480.00 82.57 ------ ------ -- -- -- -- -- -- -- Average

Mode	21	
	Harmonic	
	2400-2483.5_Bluetooth BR_GFSK_CH78_2480MHz	
ANT	6+3	
Pol.	Horizontal	Vertical
Peak Avg	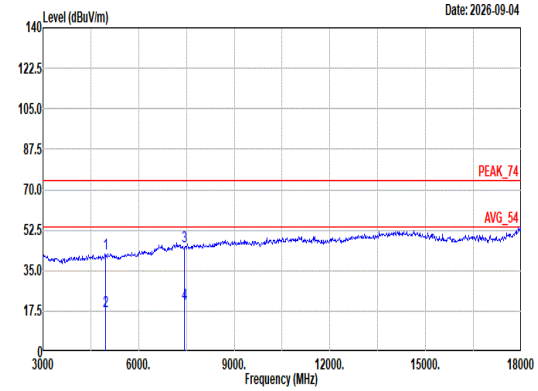 Site : 03CH16-HY Condition: PEAK_74 3m 9120D-1522_260326 HORIZONTAL Freq Level Limit Line Margin Read Level Ant Factor Cable Loss Preamp Factor Aux Factor APos TPos Remark MHz dBuV/m dBuV/m dB dBuV dB/m dB dB dB cm deg 1 4960.00 42.05 74.00 -31.95 62.92 33.02 11.37 66.14 0.88 -- -- Peak 2 4960.00 17.26 54.00 -36.74 -- -- -- -- -- -- -- Average 3 7440.00 45.46 74.00 -28.54 60.36 36.42 13.71 65.81 0.78 -- -- Peak 4 7440.00 20.67 54.00 -33.33 -- -- -- -- -- -- -- Average	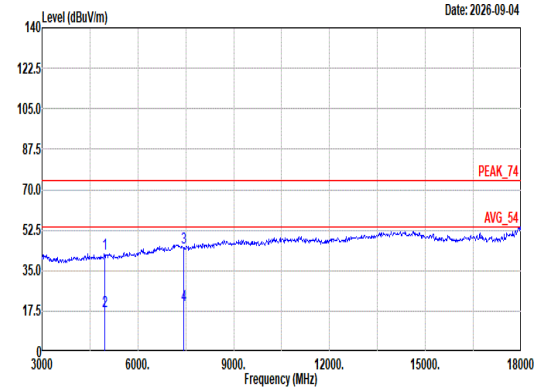 Site : 03CH16-HY Condition: PEAK_74 3m 9120D-1522_260326 VERTICAL Freq Level Limit Line Margin Read Level Ant Factor Cable Loss Preamp Factor Aux Factor APos TPos Remark MHz dBuV/m dBuV/m dB dBuV dB/m dB dB dB cm deg 1 4960.00 42.09 74.00 -31.91 62.96 33.02 11.37 66.14 0.88 -- -- Peak 2 4960.00 17.30 54.00 -36.70 -- -- -- -- -- -- -- Average 3 7440.00 44.99 74.00 -29.01 59.89 36.42 13.71 65.81 0.78 -- -- Peak 4 7440.00 20.20 54.00 -33.80 -- -- -- -- -- -- -- Average

Mode	21	
	Harmonic	
	2400-2483.5_Bluetooth BR_GFSK_CH78_2480MHz	
ANT	6+3	
Pol.	Horizontal	Vertical
10.6G ~18G Avg	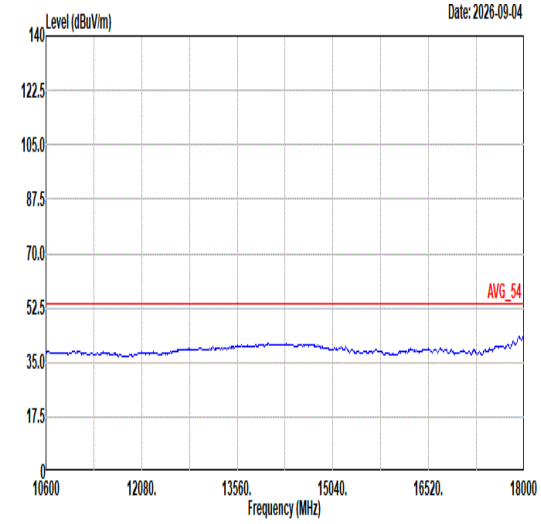 Site : 03CH16-HY Condition: AVG_54 3m 9120D-1522_260326 HORIZONTAL	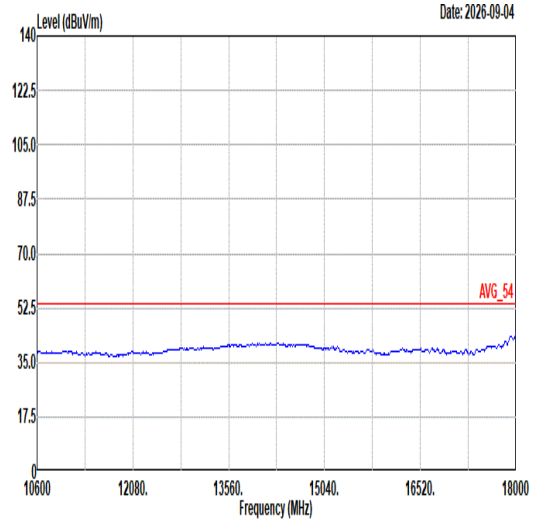 Site : 03CH16-HY Condition: AVG_54 3m 9120D-1522_260326 VERTICAL

Appendix D. Duty Cycle Plots

<ANT6>

3DH5 on time (One Pulse) Plot on Channel 78	on time (Count Pulses) Plot on Channel 78
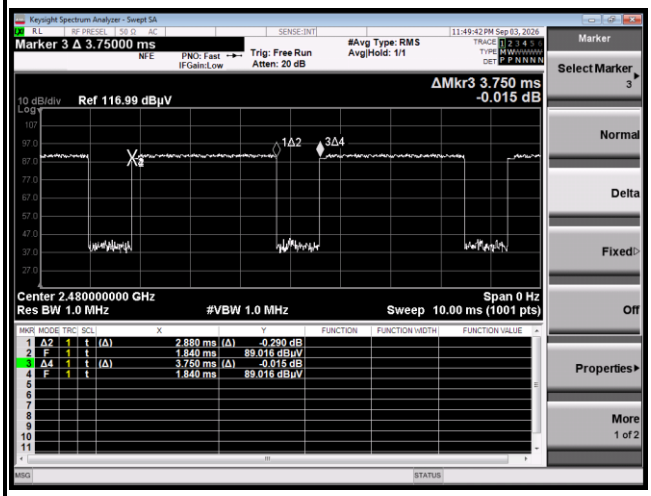	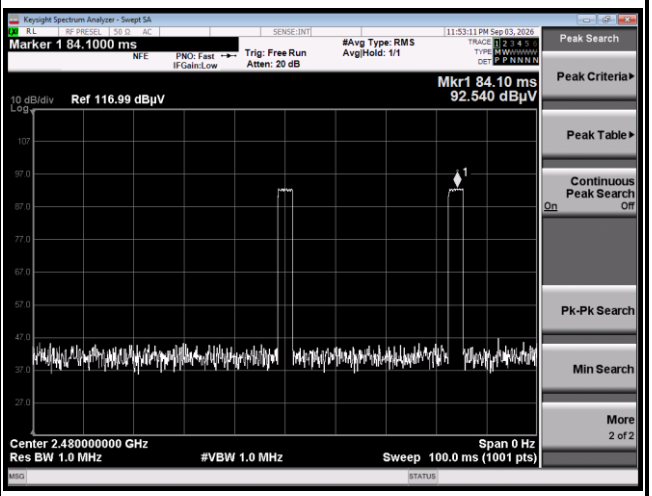

Note:

1. Worst case Duty cycle = on time/100 milliseconds = 2 * 2.88 / 100 = 5.76 %
2. Worst case Duty cycle correction factor = 20*log(Duty cycle) = -24.79 dB
3. 3DH5 has the highest duty cycle worst case and is reported.

Duty Cycle Correction Factor Consideration for AFH mode:

Bluetooth normal hopping rate is 1600Hz and reduced to 800Hz in AFH mode; due to the reduced number of hopping frequencies, with the same packet configuration the dwell time in each channel frequency within 100msec period is longer in AFH mode than normal mode.

In AFH mode, the minimum hopping frequencies are 20, to get the longest dwell time DH5 packet is observed; the on time period to have DH5 packet completing one hopping sequence is

2.88 ms x 20 channels = 57.6 ms

There cannot be 2 complete hopping sequences within 100ms period, considering the random hopping behavior, maximum 2 hops can be possibly observed within the period. [100 ms / 57.6 ms] = 2 hops

Thus, the maximum possible ON time:

2.88 ms x 2 = 5.76 ms

Worst case Duty Cycle Correction factor, which is derived from the maximum possible ON time,

20 x log(5.76 ms/100 ms) = -24.79 dB

<ANT3>

DH5 on time (One Pulse) Plot on Channel 78	on time (Count Pulses) Plot on Channel 78
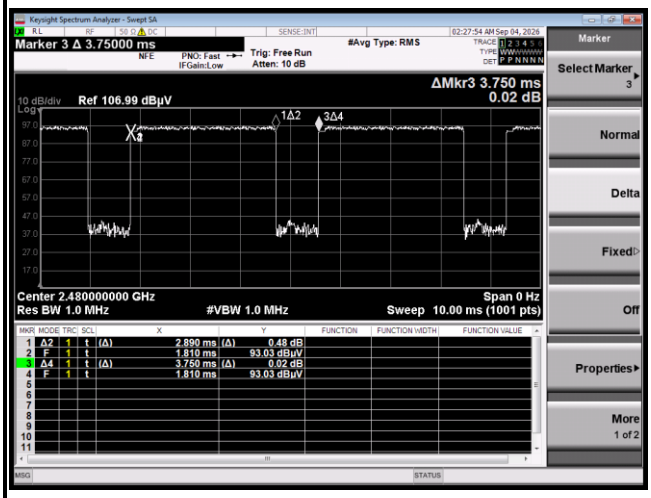	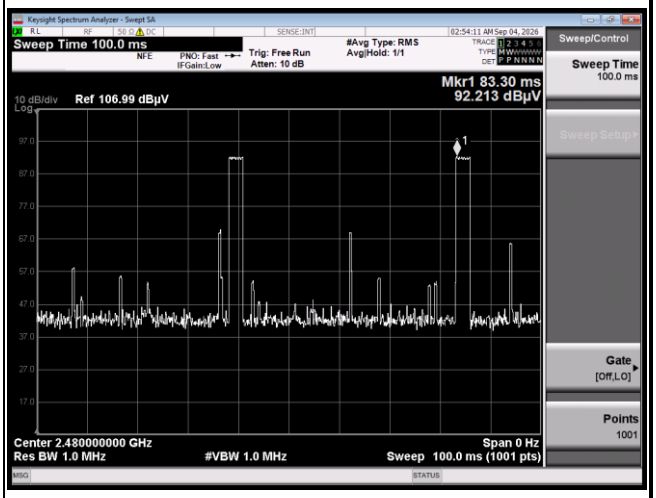

Note:

1. Worst case Duty cycle = on time/100 milliseconds = 2 * 2.89 / 100 = 5.78 %
2. Worst case Duty cycle correction factor = 20*log(Duty cycle) = -24.76 dB
3. 3DH5 has the highest duty cycle worst case and is reported.

Duty Cycle Correction Factor Consideration for AFH mode:

Bluetooth normal hopping rate is 1600Hz and reduced to 800Hz in AFH mode; due to the reduced number of hopping frequencies, with the same packet configuration the dwell time in each channel frequency within 100msec period is longer in AFH mode than normal mode.

In AFH mode, the minimum hopping frequencies are 20, to get the longest dwell time DH5 packet is observed; the on time period to have DH5 packet completing one hopping sequence is

2.89 ms x 20 channels = 57.8 ms

There cannot be 2 complete hopping sequences within 100ms period, considering the random hopping behavior, maximum 2 hops can be possibly observed within the period. [100 ms / 57.8 ms] = 2 hops

Thus, the maximum possible ON time:

2.89 ms x 2 = 5.78 ms

Worst case Duty Cycle Correction factor, which is derived from the maximum possible ON time,

20 x log(5.78 ms/100 ms) = -24.76 dB

<ANT6+3>

DH5 on time (One Pulse) Plot on Channel 78	on time (Count Pulses) Plot on Channel 78
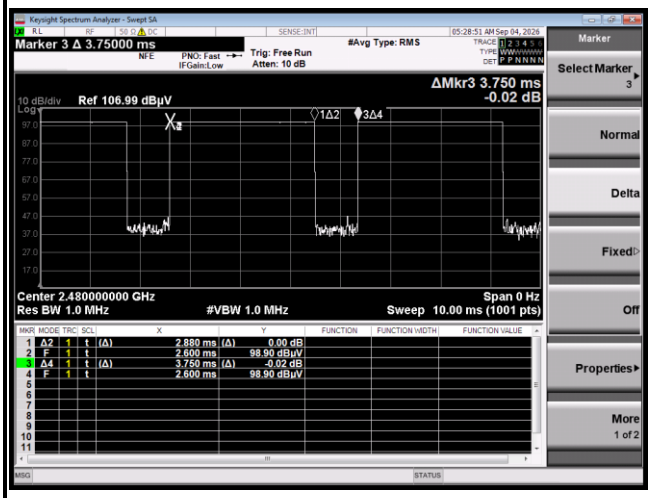	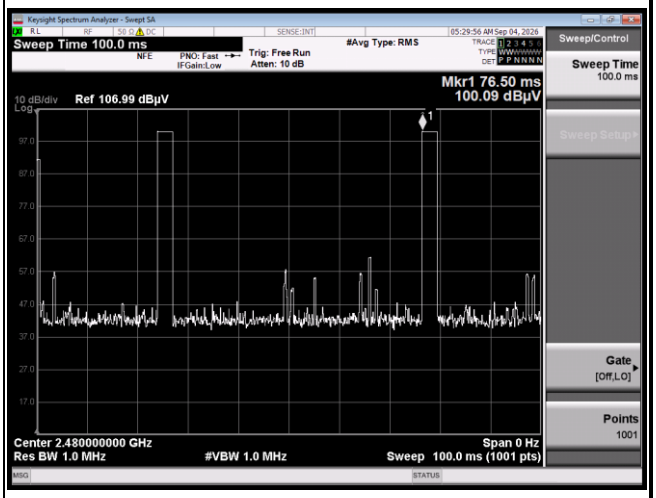

Note:

1. Worst case Duty cycle = on time/100 milliseconds = 2 * 2.88 / 100 = 5.76 %
2. Worst case Duty cycle correction factor = 20*log(Duty cycle) = -24.79 dB
3. DH5 has the highest duty cycle worst case and is reported.

Duty Cycle Correction Factor Consideration for AFH mode:

Bluetooth normal hopping rate is 1600Hz and reduced to 800Hz in AFH mode; due to the reduced number of hopping frequencies, with the same packet configuration the dwell time in each channel frequency within 100msec period is longer in AFH mode than normal mode.

In AFH mode, the minimum hopping frequencies are 20, to get the longest dwell time DH5 packet is observed; the on time period to have DH5 packet completing one hopping sequence is

2.88 ms x 20 channels = 57.6 ms

There cannot be 2 complete hopping sequences within 100ms period, considering the random hopping behavior, maximum 2 hops can be possibly observed within the period. [100 ms / 57.6 ms] = 2 hops

Thus, the maximum possible ON time:

2.88 ms x 2 = 5.76 ms

Worst case Duty Cycle Correction factor, which is derived from the maximum possible ON time,

20 x log(5.76 ms/100 ms) = -24.79 dB

——————THE END——————