<3Mbps>

Band Edge Plot on Channel 00	Band Edge Plot on Channel 78
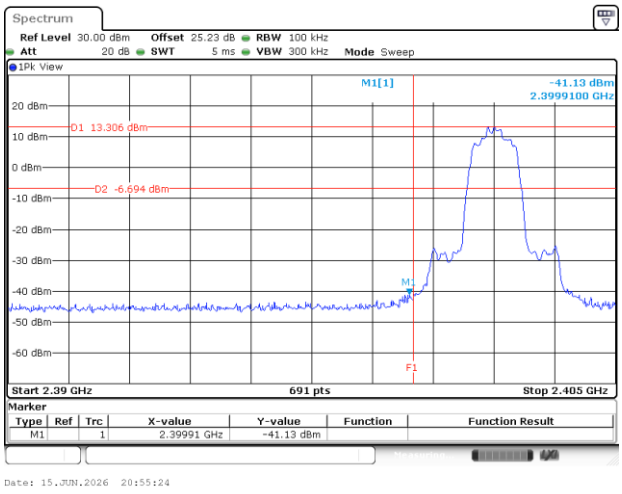	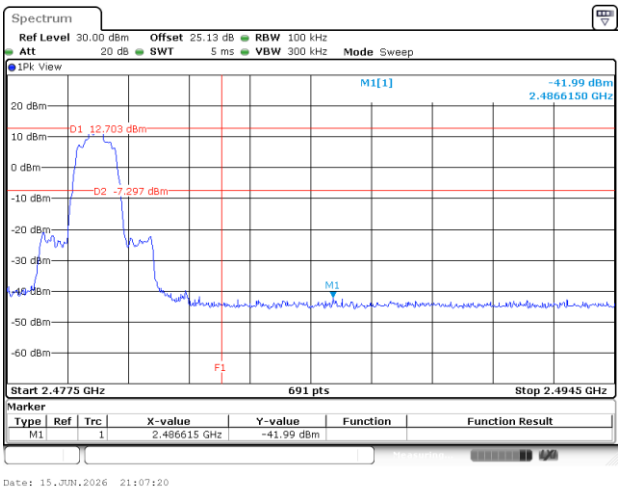

Hopping Mode Band Edges

<1Mbps>

Hopping Mode Band Edge Plot on Channel 00	Hopping Mode Band Edge Plot on Channel 78
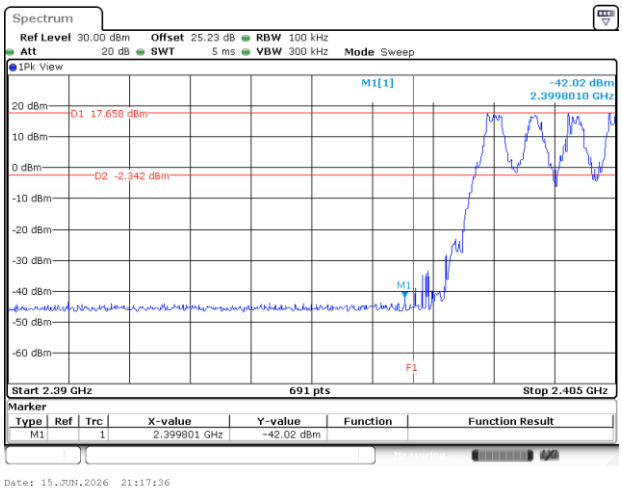	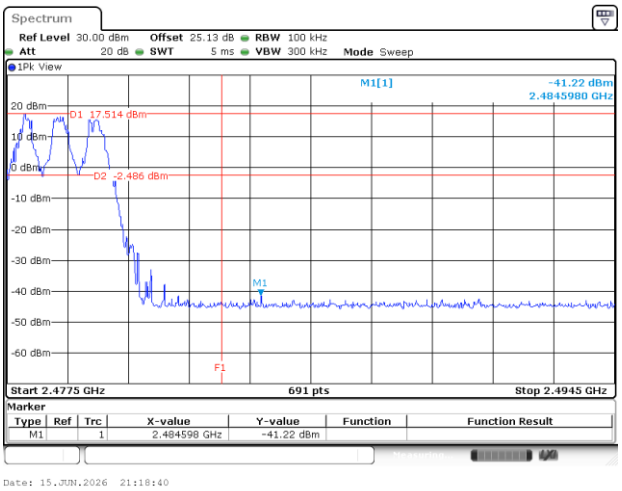

<2Mbps>

Hopping Mode Band Edge Plot on Channel 00	Hopping Mode Band Edge Plot on Channel 78
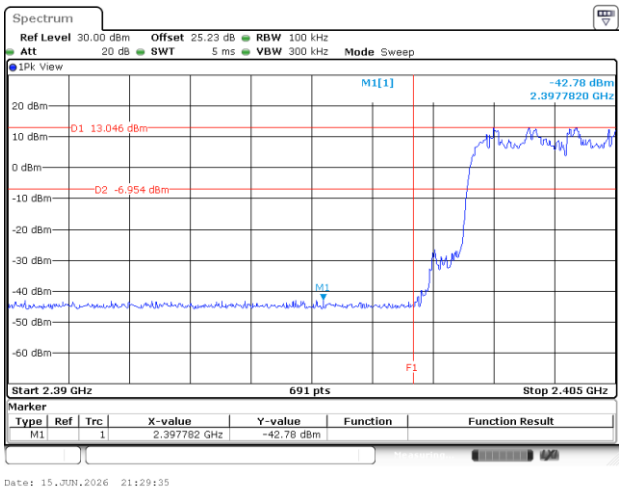	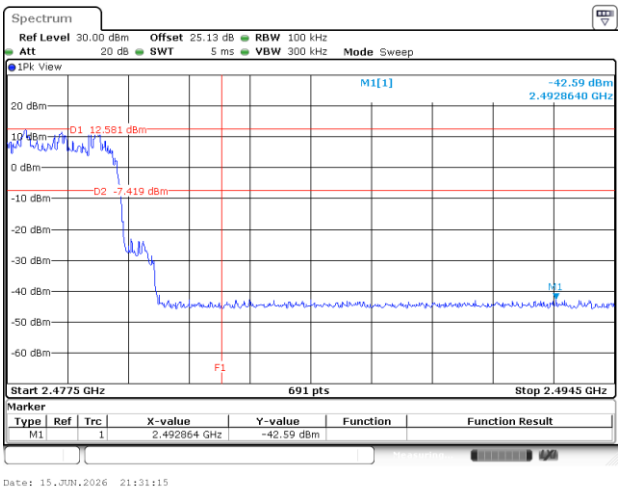

<3Mbps>

Hopping Mode Band Edge Plot on Channel 00	Hopping Mode Band Edge Plot on Channel 78
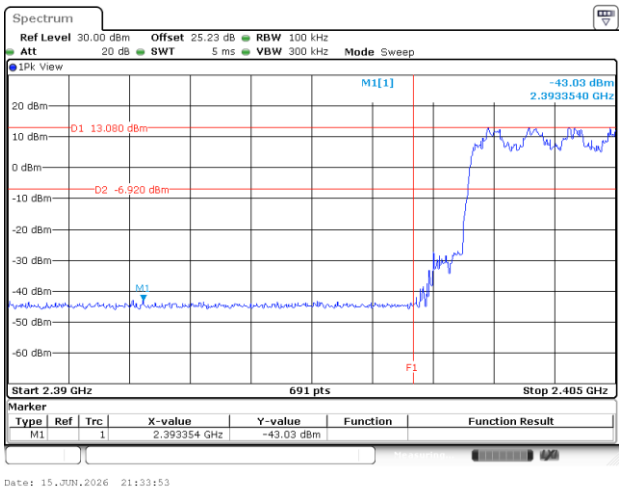	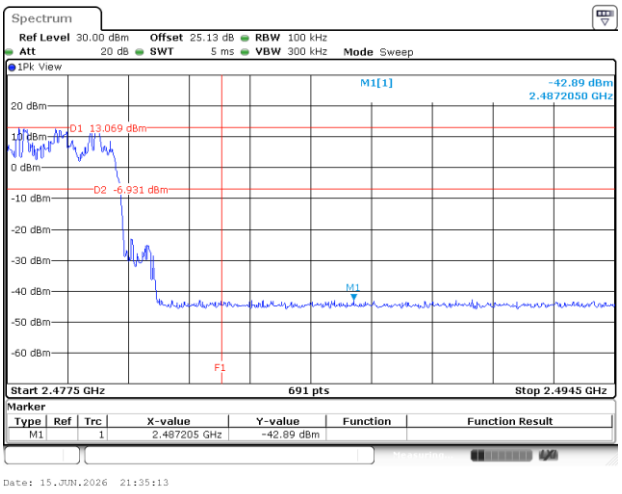

Conducted Spurious Emission

<1Mbps>

CSE Plot on Low Ch between 30MHz ~ 1 GHz	CSE Plot on Low Ch between 1GHz ~ 26.5GHz
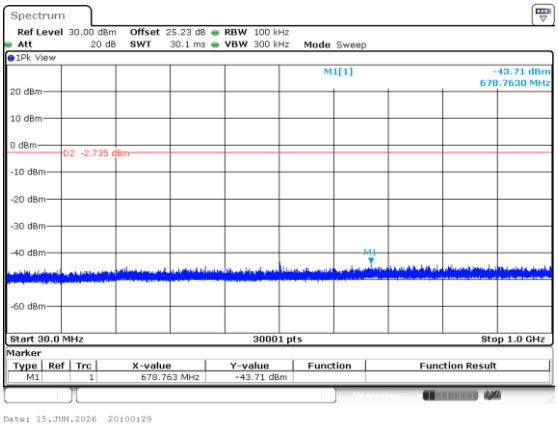	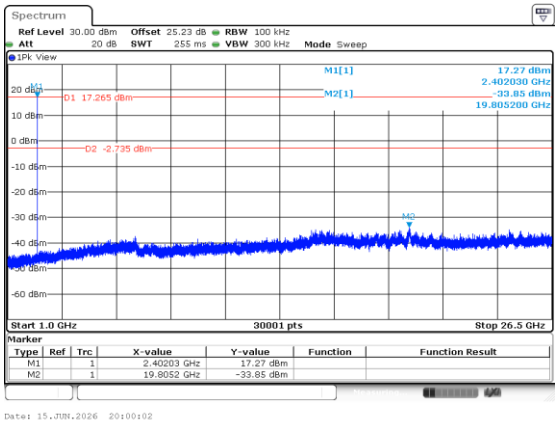
CSE Plot on Mid. Ch between 30MHz ~ 1 GHz	**CSE Plot on Mid. Ch between 1GHz ~ 26.5GHz**
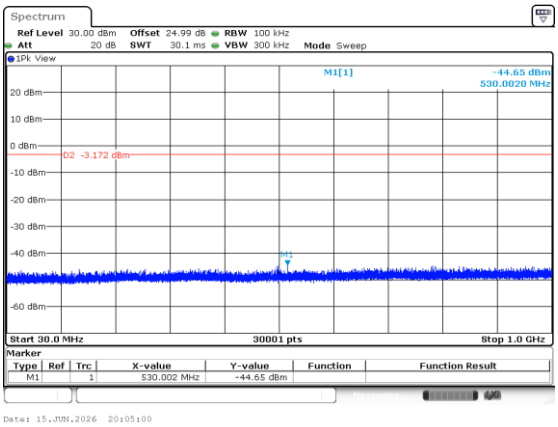	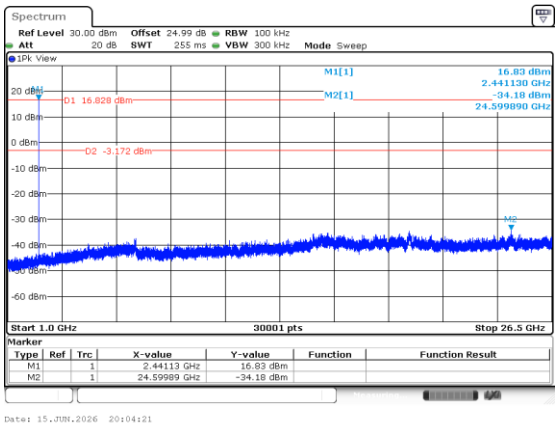
CSE Plot on High Ch between 30MHz ~ 1 GHz	**CSE Plot on High Ch between 1GHz ~ 26.5GHz**
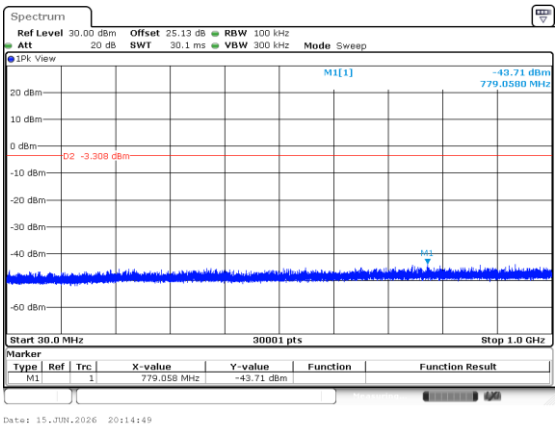	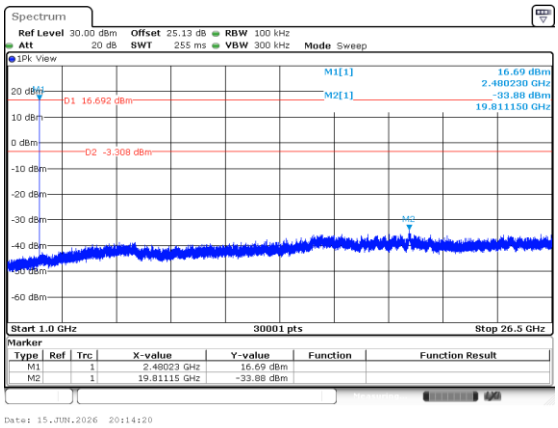

<2Mbps>

CSE Plot on Low Ch between 30MHz ~ 1 GHz	CSE Plot on Low Ch between 1GHz ~ 26.5GHz
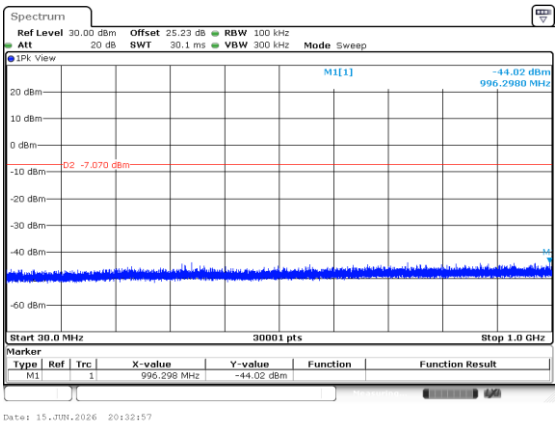	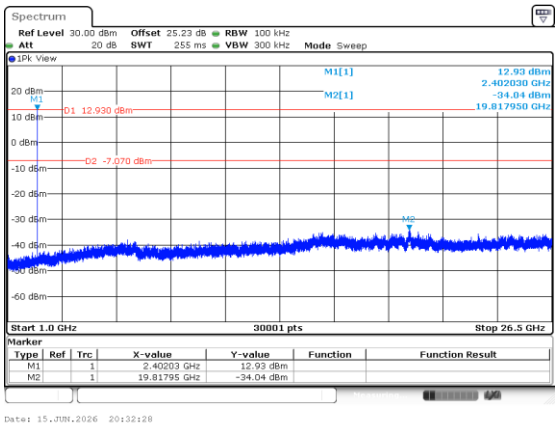
CSE Plot on Mid. Ch between 30MHz ~ 1 GHz	**CSE Plot on Mid. Ch between 1GHz ~ 26.5GHz**
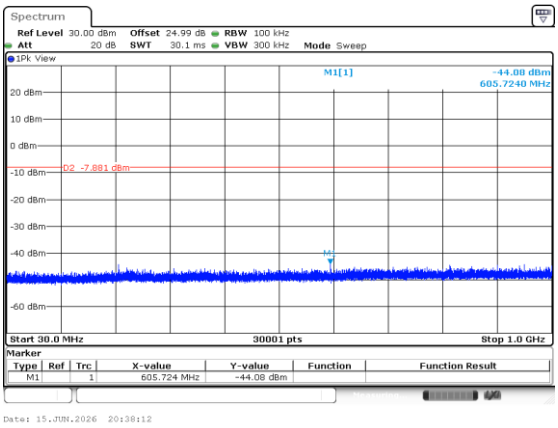	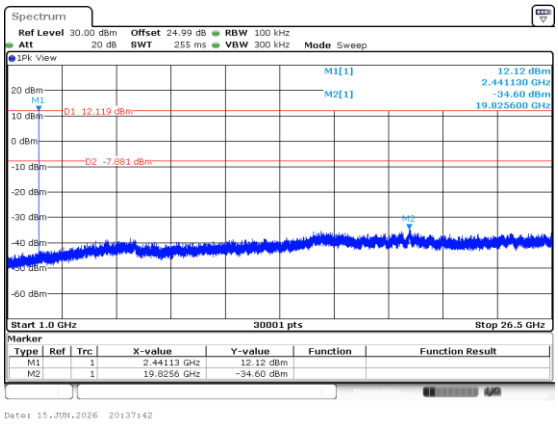
CSE Plot on High Ch between 30MHz ~ 1 GHz	**CSE Plot on High Ch between 1GHz ~ 26.5GHz**
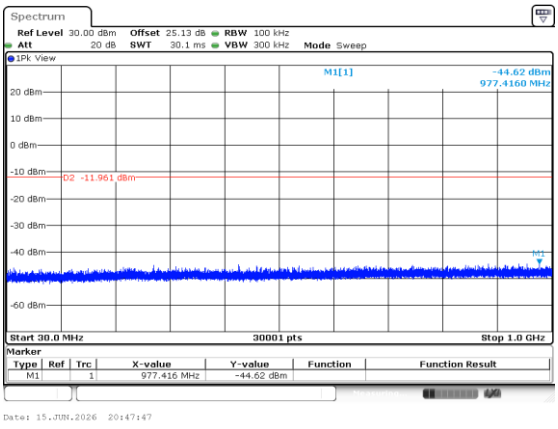	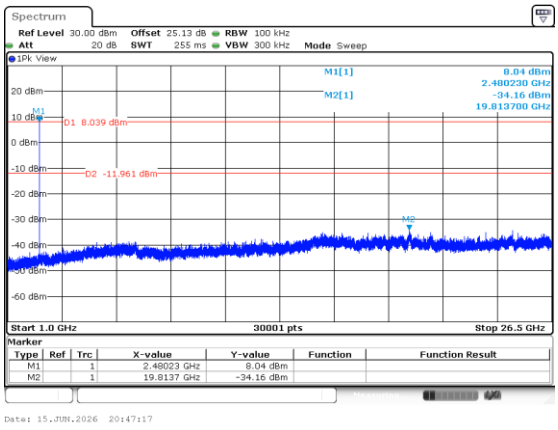

<3Mbps>

CSE Plot on Low Ch between 30MHz ~ 1 GHz	CSE Plot on Low Ch between 1GHz ~ 26.5GHz
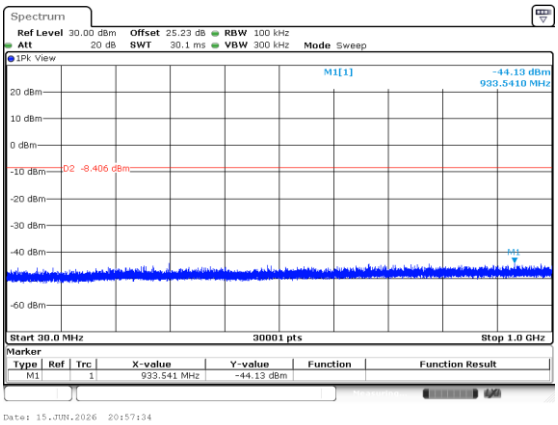	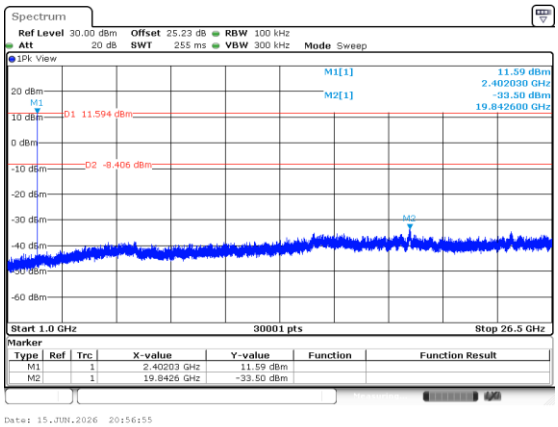
CSE Plot on Mid. Ch between 30MHz ~ 1 GHz	**CSE Plot on Mid. Ch between 1GHz ~ 26.5GHz**
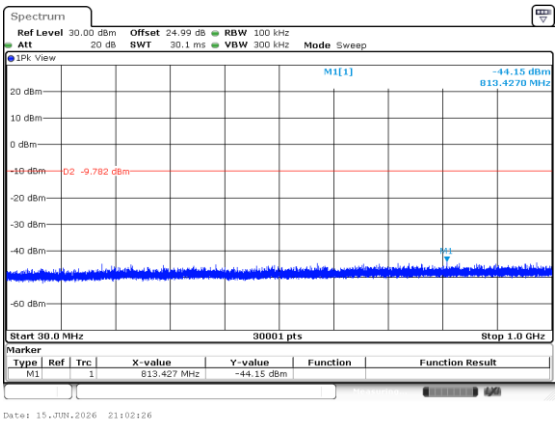	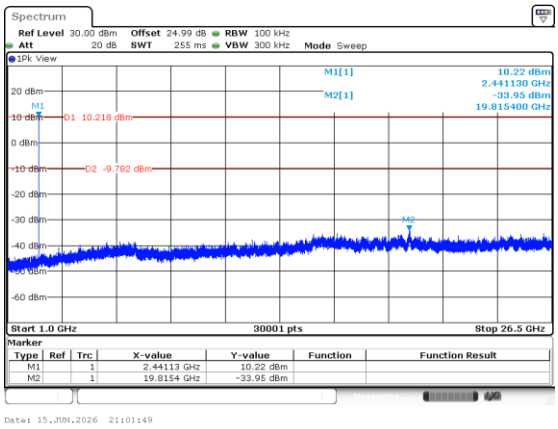
CSE Plot on High Ch between 30MHz ~ 1 GHz	**CSE Plot on High Ch between 1GHz ~ 26.5GHz**
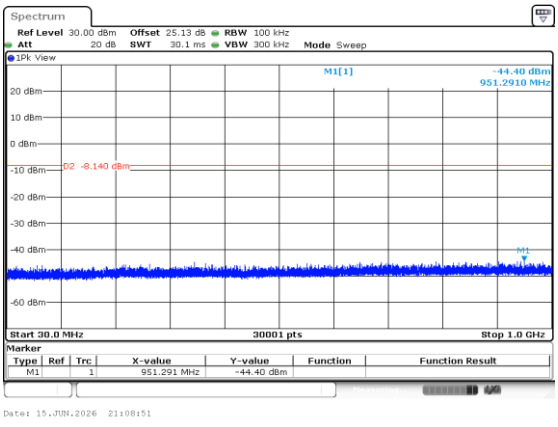	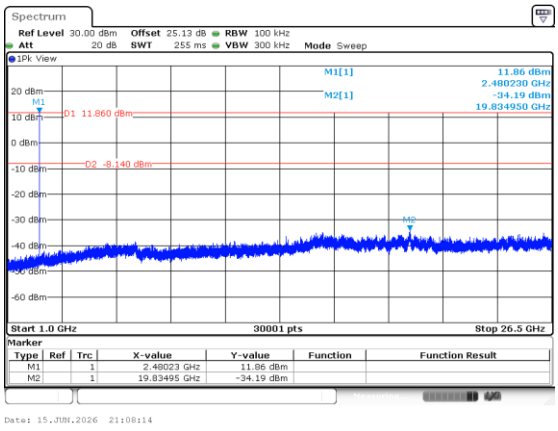

Appendix B. AC Conducted Emission Test Results

Test Engineer :	Louis Chung	**Temperature :**	22.5 ~ 26.7℃
		Relative Humidity :	40.2 ~ 51.2%

EUT Information

Report NO :	651501-01
Test Mode :	Mode 1
Test Voltage :	120Vac/60Hz
Phase :	Line

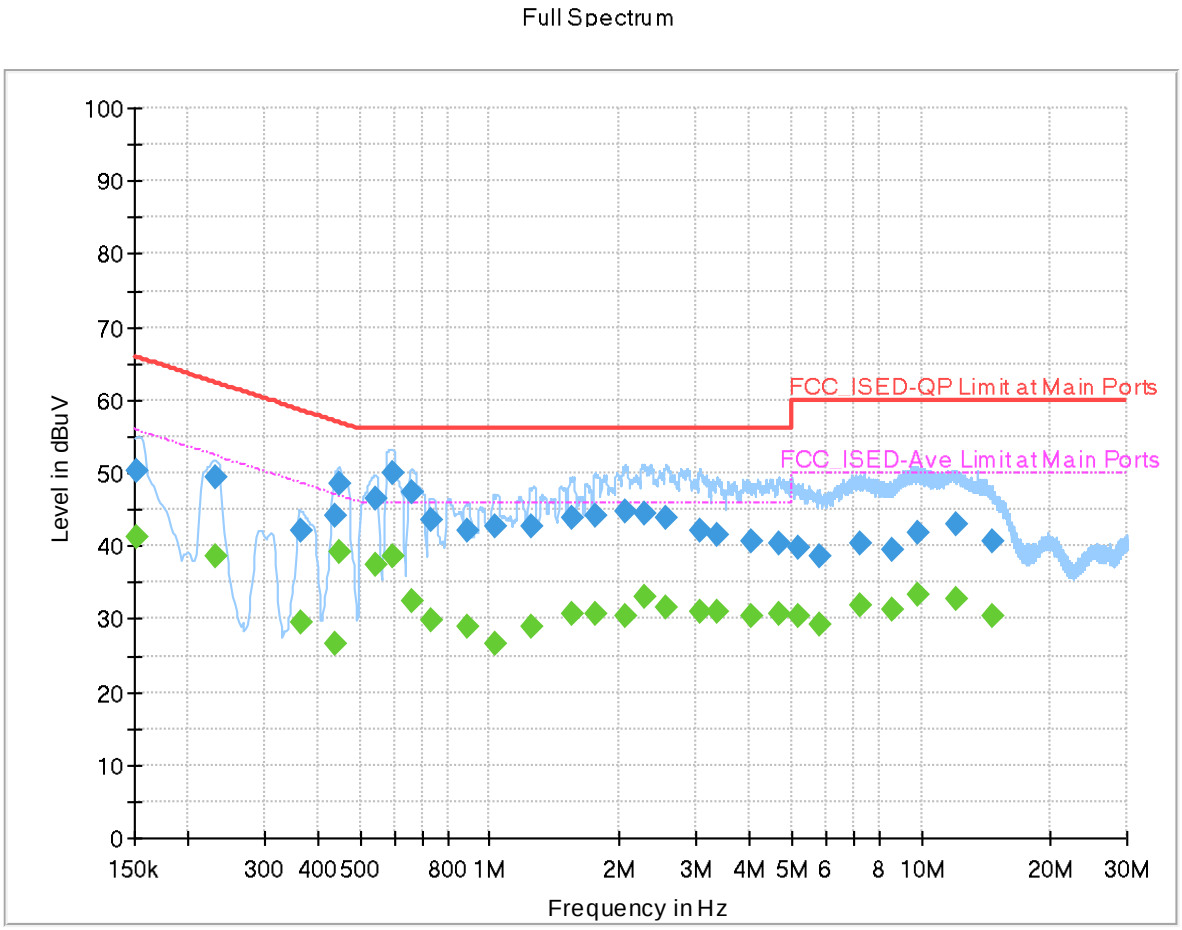

Final_Result

Frequency (MHz)	QuasiPeak (dBuV)	CAverage (dBuV)	Limit (dBuV)	Margin (dB)	Line	Filter	Corr. (dB)
0.152250	---	41.26	55.88	14.62	L1	ON	20.0
0.152250	50.22	---	65.88	15.66	L1	ON	20.0
0.231675	---	38.54	52.39	13.85	L1	ON	20.0
0.231675	49.38	---	62.39	13.01	L1	ON	20.0
0.366000	---	29.59	48.59	19.00	L1	ON	20.0
0.366000	42.21	---	58.59	16.38	L1	ON	20.0
0.435750	---	26.70	47.14	20.44	L1	ON	20.0
0.435750	44.25	---	57.14	12.89	L1	ON	20.0
0.449475	---	39.30	46.89	7.59	L1	ON	20.0
0.449475	48.56	---	56.89	8.33	L1	ON	20.0
0.541455	---	37.28	46.00	8.72	L1	ON	20.0
0.541455	46.43	---	56.00	9.57	L1	ON	20.0
0.597975	---	38.64	46.00	7.36	L1	ON	20.0
0.597975	50.08	---	56.00	5.92	L1	ON	20.0
0.661740	---	32.38	46.00	13.62	L1	ON	20.0
0.661740	47.33	---	56.00	8.67	L1	ON	20.0
0.733155	---	29.69	46.00	16.31	L1	ON	20.0
0.733155	43.48	---	56.00	12.52	L1	ON	20.0
0.889980	---	29.08	46.00	16.92	L1	ON	20.0

0.889980	42.10	---	56.00	13.90	L1	ON	20.0
1.026960	---	26.57	46.00	19.43	L1	ON	20.0
1.026960	42.75	---	56.00	13.25	L1	ON	20.0
1.250835	---	28.87	46.00	17.13	L1	ON	20.0
1.250835	42.56	---	56.00	13.44	L1	ON	20.0
1.548240	---	30.82	46.00	15.18	L1	ON	20.1
1.548240	43.98	---	56.00	12.02	L1	ON	20.1
1.753080	---	30.81	46.00	15.19	L1	ON	20.1
1.753080	44.22	---	56.00	11.78	L1	ON	20.1
2.051925	---	30.53	46.00	15.47	L1	ON	20.1
2.051925	44.66	---	56.00	11.34	L1	ON	20.1
2.295285	---	32.97	46.00	13.03	L1	ON	20.1
2.295285	44.42	---	56.00	11.58	L1	ON	20.1
2.566860	---	31.71	46.00	14.29	L1	ON	20.1
2.566860	43.72	---	56.00	12.28	L1	ON	20.1
3.056640	---	31.11	46.00	14.89	L1	ON	20.1
3.056640	41.97	---	56.00	14.03	L1	ON	20.1
3.380460	---	30.97	46.00	15.03	L1	ON	20.1
3.380460	41.56	---	56.00	14.44	L1	ON	20.1
4.015500	---	30.48	46.00	15.52	L1	ON	20.2
4.015500	40.64	---	56.00	15.36	L1	ON	20.2
4.669125	---	30.66	46.00	15.34	L1	ON	20.2
4.669125	40.44	---	56.00	15.56	L1	ON	20.2
5.174250	---	30.27	50.00	19.73	L1	ON	20.2
5.174250	39.84	---	60.00	20.16	L1	ON	20.2
5.797995	---	29.23	50.00	20.77	L1	ON	20.2
5.797995	38.57	---	60.00	21.43	L1	ON	20.2
7.220220	---	31.79	50.00	18.21	L1	ON	20.3
7.220220	40.48	---	60.00	19.52	L1	ON	20.3
8.585025	---	31.33	50.00	18.67	L1	ON	20.4
8.585025	39.33	---	60.00	20.67	L1	ON	20.4
9.846510	---	33.39	50.00	16.61	L1	ON	20.4
9.846510	41.78	---	60.00	18.22	L1	ON	20.4
12.021000	---	32.67	50.00	17.33	L1	ON	20.5
12.021000	43.11	---	60.00	16.89	L1	ON	20.5
14.592750	---	30.29	50.00	19.71	L1	ON	20.7
14.592750	40.64	---	60.00	19.36	L1	ON	20.7

EUT Information

Report NO :	651501-01
Test Mode :	Mode 1
Test Voltage :	120Vac/60Hz
Phase :	Neutral

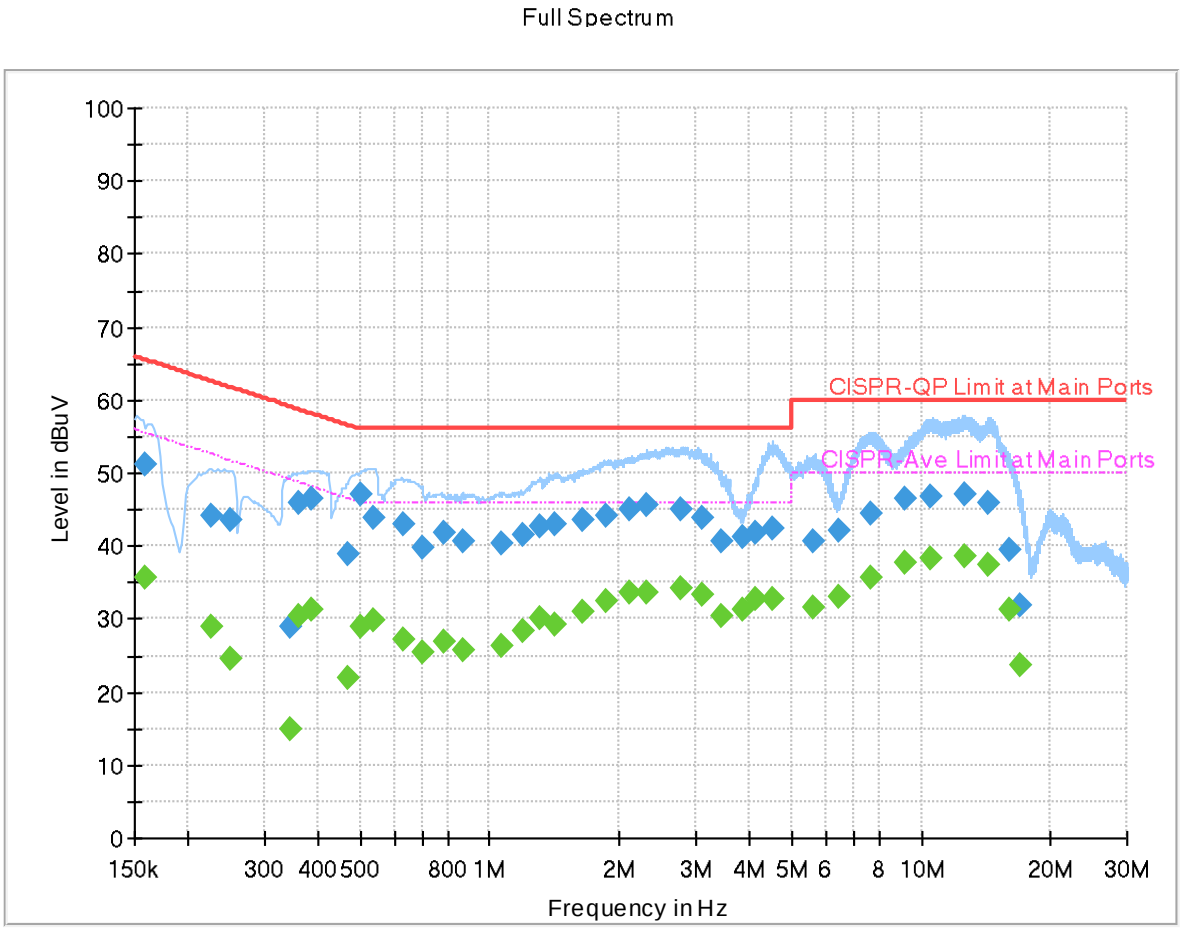

Final_Result

Frequency (MHz)	QuasiPeak (dBuV)	CAverage (dBuV)	Limit (dBuV)	Margin (dB)	Line	Filter	Corr. (dB)
0.159000	---	35.71	55.52	19.81	N	OFF	20.0
0.159000	51.08	---	65.52	14.44	N	OFF	20.0
0.226500	---	28.87	52.58	23.71	N	OFF	20.0
0.226500	44.01	---	62.58	18.57	N	OFF	20.0
0.249315	---	24.49	51.78	27.29	N	OFF	20.0
0.249315	43.49	---	61.78	18.29	N	OFF	20.0
0.345480	---	14.88	49.07	34.19	N	OFF	20.0
0.345480	28.99	---	59.07	30.08	N	OFF	20.0
0.361860	---	30.42	48.69	18.27	N	OFF	20.0
0.361860	45.94	---	58.69	12.75	N	OFF	20.0
0.386790	---	31.27	48.13	16.86	N	OFF	20.0
0.386790	46.36	---	58.13	11.77	N	OFF	20.0
0.468285	---	22.06	46.54	24.48	N	OFF	20.0
0.468285	38.81	---	56.54	17.73	N	OFF	20.0
0.504465	---	28.98	46.00	17.02	N	OFF	20.0
0.504465	47.08	---	56.00	8.92	N	OFF	20.0
0.537675	---	29.75	46.00	16.25	N	OFF	20.0
0.537675	43.97	---	56.00	12.03	N	OFF	20.0
0.629250	---	27.28	46.00	18.72	N	OFF	20.0

0.629250	42.89	---	56.00	13.11	N	OFF	20.0
0.694860	---	25.40	46.00	20.60	N	OFF	20.0
0.694860	39.87	---	56.00	16.13	N	OFF	20.0
0.782655	---	26.90	46.00	19.10	N	OFF	20.0
0.782655	41.81	---	56.00	14.19	N	OFF	20.0
0.864195	---	25.63	46.00	20.37	N	OFF	20.0
0.864195	40.62	---	56.00	15.38	N	OFF	20.0
1.063995	---	26.42	46.00	19.58	N	OFF	20.1
1.063995	40.35	---	56.00	15.65	N	OFF	20.1
1.191750	---	28.47	46.00	17.53	N	OFF	20.1
1.191750	41.38	---	56.00	14.62	N	OFF	20.1
1.306500	---	29.99	46.00	16.01	N	OFF	20.1
1.306500	42.66	---	56.00	13.34	N	OFF	20.1
1.419000	---	29.15	46.00	16.85	N	OFF	20.1
1.419000	42.91	---	56.00	13.09	N	OFF	20.1
1.641795	---	30.92	46.00	15.08	N	OFF	20.1
1.641795	43.60	---	56.00	12.40	N	OFF	20.1
1.869000	---	32.53	46.00	13.47	N	OFF	20.1
1.869000	44.14	---	56.00	11.86	N	OFF	20.1
2.107365	---	33.57	46.00	12.43	N	OFF	20.1
2.107365	44.95	---	56.00	11.05	N	OFF	20.1
2.314905	---	33.71	46.00	12.29	N	OFF	20.1
2.314905	45.51	---	56.00	10.49	N	OFF	20.1
2.782500	---	34.33	46.00	11.67	N	OFF	20.1
2.782500	45.12	---	56.00	10.88	N	OFF	20.1
3.096060	---	33.23	46.00	12.77	N	OFF	20.1
3.096060	43.97	---	56.00	12.03	N	OFF	20.1
3.441885	---	30.28	46.00	15.72	N	OFF	20.1
3.441885	40.56	---	56.00	15.44	N	OFF	20.1
3.842430	---	31.41	46.00	14.59	N	OFF	20.1
3.842430	41.08	---	56.00	14.92	N	OFF	20.1
4.143345	---	32.62	46.00	13.38	N	OFF	20.2
4.143345	41.89	---	56.00	14.11	N	OFF	20.2
4.526970	---	32.74	46.00	13.26	N	OFF	20.2
4.526970	42.30	---	56.00	13.70	N	OFF	20.2
5.651250	---	31.62	50.00	18.38	N	OFF	20.2
5.651250	40.72	---	60.00	19.28	N	OFF	20.2
6.411750	---	33.12	50.00	16.88	N	OFF	20.3
6.411750	42.09	---	60.00	17.91	N	OFF	20.3
7.618965	---	35.80	50.00	14.20	N	OFF	20.3
7.618965	44.32	---	60.00	15.68	N	OFF	20.3
9.121785	---	37.82	50.00	12.18	N	OFF	20.4
9.121785	46.49	---	60.00	13.51	N	OFF	20.4
10.542930	---	38.42	50.00	11.58	N	OFF	20.4
10.542930	46.79	---	60.00	13.21	N	OFF	20.4
12.641235	---	38.65	50.00	11.35	N	OFF	20.6
12.641235	47.22	---	60.00	12.78	N	OFF	20.6
14.376075	---	37.32	50.00	12.68	N	OFF	20.7
14.376075	45.77	---	60.00	14.23	N	OFF	20.7
16.099800	---	31.28	50.00	18.72	N	OFF	20.7
16.099800	39.52	---	60.00	20.48	N	OFF	20.7
16.941750	---	23.63	50.00	26.37	N	OFF	20.8
16.941750	31.92	---	60.00	28.08	N	OFF	20.8

Appendix C. Radiated Spurious Emission Test Data

Test Engineer :	Ken Kuo、York Huang	**Temperature :**	21.5~25.2°C
		Relative Humidity :	57.7~62.8%

Note symbol

-L	**Low channel location**
-R	**High channel location**

C1.Radiated Spurious Emission Test Modes

Mode	Band (MHz)	Antenna	Modulation	Channel	Frequency	Data Rate	RU	Remark
Mode 1	2400-2483.5	6	Bluetooth BR_GFSK	00	2402	1Mbps	-	-
Mode 2	2400-2483.5	6	Bluetooth BR_GFSK	39	2441	1Mbps	-	-
Mode 3	2400-2483.5	6	Bluetooth BR_GFSK	78	2480	1Mbps	-	-
Mode 4	2400-2483.5	6	Bluetooth BR_GFSK	78	2480	1Mbps	-	LF
Mode 26	2400-2483.5	6	Bluetooth BR_GFSK	78	2480	1Mbps	-	SHF

C2.Summary of each worse mode

Mode	Modulation	Ch.	Freq. (MHz)	Level (dBuV/m)	Limit (dBuV/m)	Margin (dB)	Pol.	Peak Avg.	Result	RU	Remark
1	Bluetooth BR_GFSK	00	2388.20	44.64	74.00	-29.36	H	Peak	Pass	-	Band Edge
1	Bluetooth BR_GFSK	00	4804.00	48.86	74.00	-25.14	H	Peak	Pass	-	Harmonic
2	Bluetooth BR_GFSK	39	2486.62	42.09	74.00	-31.91	H	Peak	Pass	-	Band Edge
2	Bluetooth BR_GFSK	39	7323.00	50.19	74.00	-23.81	H	Peak	Pass	-	Harmonic
3	Bluetooth BR_GFSK	78	2483.54	58.89	74.00	-15.11	H	Peak	Pass	-	Band Edge
3	Bluetooth BR_GFSK	78	7440.00	49.29	74.00	-24.71	V	Peak	Pass	-	Harmonic
4	LF	78	745.86	39.74	46.00	-6.26	V	Peak	Pass	-	LF
26	SHF	78	24668.59	39.57	74.00	-34.43	H	Peak	Pass	-	SHF

Mode	1	
	Band Edge	
	2400-2483.5_Bluetooth BR_GFSK_CH00_2402MHz	
ANT	6	
Pol.	Horizontal	Fundamental
Peak	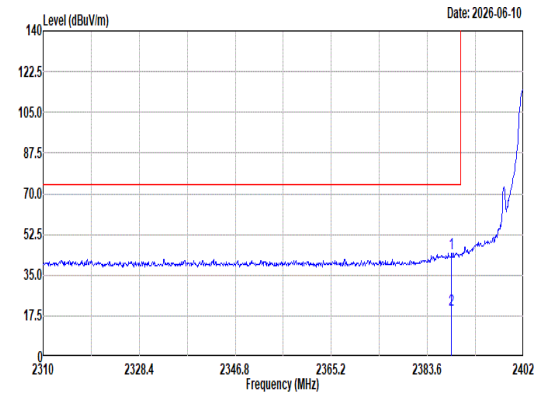 Site : 03CH22-HY Condition: PEAK_BE_74 3m DRH18-E_LE2C04A18EN_260520 HORIZONTAL : RBW:1000.000kHz VBW:3000.000kHz SWT:Auto Freq Level Limit Line Margin Read Level Ant Factor Cable Loss Preamp Factor Aux Factor APos TPos Remark MHz dBuV/m dBuV/m dB dBuV dB/m dB dB dB cm deg 1 2388.20 44.64 74.00 -29.36 41.63 26.90 8.10 32.58 0.59 103 277 Peak 2 2388.20 19.85 54.00 -34.15 -- -- -- -- -- -- -- AVERAGE	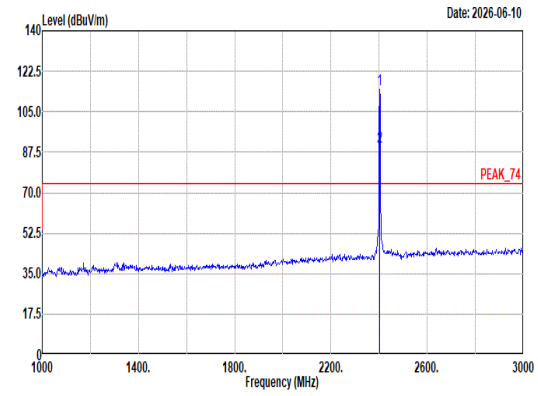 Site : 03CH22-HY Condition: PEAK_74 3m DRH18-E_LE2C04A18EN_260520 HORIZONTAL : RBW:1000.000kHz VBW:3000.000kHz SWT:Auto Freq Level Limit Line Margin Read Level Ant Factor Cable Loss Preamp Factor Aux Factor APos TPos Remark MHz dBuV/m dBuV/m dB dBuV dB/m dB dB dB cm deg 1 2402.00 114.81 ------ ------ 111.80 26.90 8.11 32.59 0.59 103 277 Peak 2 2402.00 90.02 ------ ------ -- -- -- -- -- -- -- Average

Mode	1	
	Band Edge	
	2400-2483.5_Bluetooth BR_GFSK_CH00_2402MHz	
ANT	6	
Pol.	Vertical	Fundamental
Peak	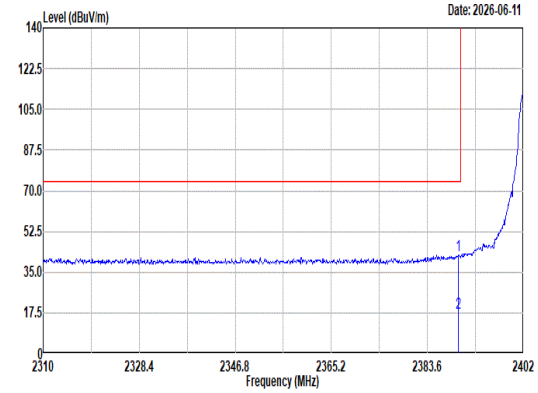 Site : 03CH22-HY Condition: PEAK_BE_74 3m DRH18-E_LE2C04A18EN_260520 VERTICAL : RBW:1000.000kHz VBW:3000.000kHz SWT:Auto Freq Level Limit Line Margin Read Level Ant Factor Cable Loss Preamp Factor Aux Factor APos TPos Remark MHz dBuV/m dBuV/m dB dBuV dB/m dB dB dB cm deg 1 2389.49 42.26 74.00 -31.74 39.25 26.90 8.10 32.58 0.59 396 242 Peak 2 2389.49 17.47 54.00 -36.53 -- -- -- -- -- -- -- AVERAGE	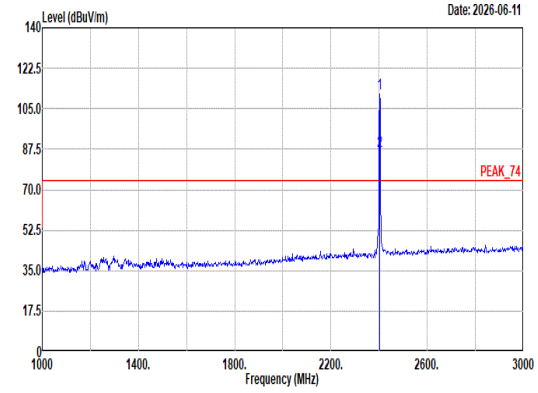 Site : 03CH22-HY Condition: PEAK_74 3m DRH18-E_LE2C04A18EN_260520 VERTICAL : RBW:1000.000kHz VBW:3000.000kHz SWT:Auto Freq Level Limit Line Margin Read Level Ant Factor Cable Loss Preamp Factor Aux Factor APos TPos Remark MHz dBuV/m dBuV/m dB dBuV dB/m dB dB dB cm deg 1 2402.00 111.32 ------ ------ 108.31 26.90 8.11 32.59 0.59 396 242 Peak 2 2402.00 86.53 ------ ------ -- -- -- -- -- -- -- Average

Mode	1	
	Harmonic	
	2400-2483.5_Bluetooth BR_GFSK_CH00_2402MHz	
ANT	6	
Pol.	Horizontal	Vertical
Peak Avg	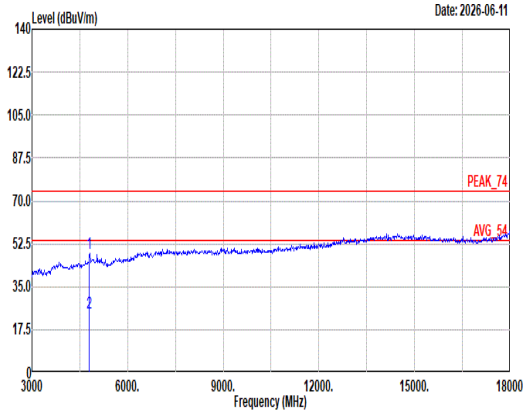 Site : 03CH22-HY Condition: PEAK_74 3m DRH18-E_LE2C04A18EN_260520 HORIZONTAL Freq Level Limit Line Margin Read Level Ant Factor Cable Loss Preamp Factor Aux Factor APos TPos Remark 1 4804.00 48.86 74.00 -25.14 36.95 32.40 11.61 33.55 1.45 -- -- Peak 2 4804.00 24.07 54.00 -29.93 -- -- -- -- -- -- -- Average	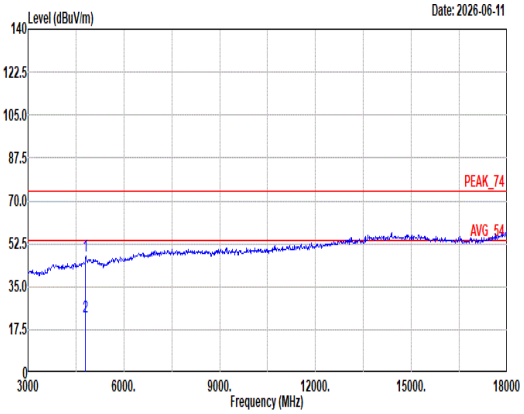 Site : 03CH22-HY Condition: PEAK_74 3m DRH18-E_LE2C04A18EN_260520 VERTICAL Freq Level Limit Line Margin Read Level Ant Factor Cable Loss Preamp Factor Aux Factor APos TPos Remark 1 4804.00 47.77 74.00 -26.23 35.86 32.40 11.61 33.55 1.45 -- -- Peak 2 4804.00 22.98 54.00 -31.02 -- -- -- -- -- -- -- Average

Mode	1	
	Harmonic	
	2400-2483.5_Bluetooth BR_GFSK_CH00_2402MHz	
ANT	6	
Pol.	Horizontal	Vertical
10.6G ~18G Avg	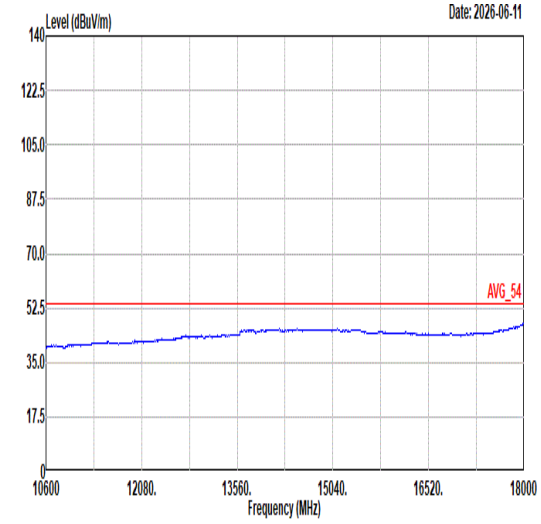 Site : 03CH22-HY Condition: AVG_54 3m DRH18-E_LE2C04A18EN_260520 HORIZONTAL	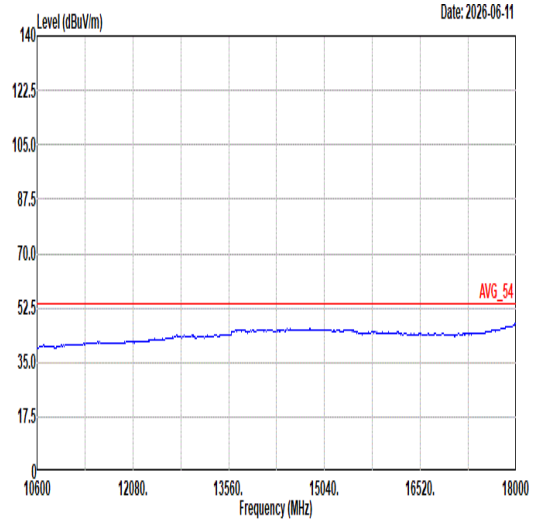 Site : 03CH22-HY Condition: AVG_54 3m DRH18-E_LE2C04A18EN_260520 VERTICAL

Mode	2	
	Band Edge - L	
	2400-2483.5_Bluetooth BR_GFSK_CH39_2441MHz	
ANT	6	
Pol.	Horizontal	Fundamental
Peak	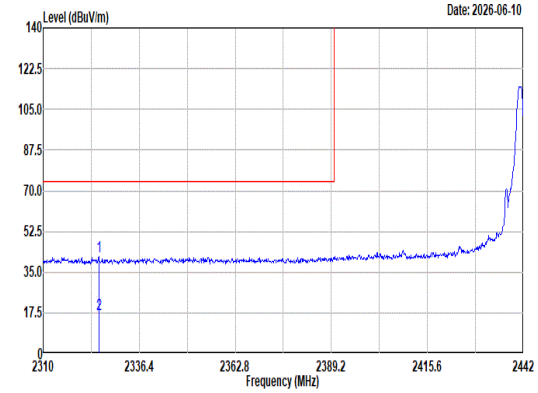 Site : 03CH22-HY Condition: PEAK_BE_74 3m DRH18-E_LE2C04A18EN_260520 HORIZONTAL : RBW:1000.000kHz VBW:3000.000kHz SWT:Auto Freq Level Limit Line Margin Read Level Ant Factor Cable Loss Preamp Factor Aux Factor APos TPos Remark MHz dBuV/m dBuV/m dB dBuV dB/m dB dB dB cm deg 1 2325.31 41.58 74.00 -32.42 38.51 27.00 8.02 32.53 0.58 298 280 Peak 2 2325.31 16.79 54.00 -37.21 -- -- -- -- -- -- -- AVERAGE	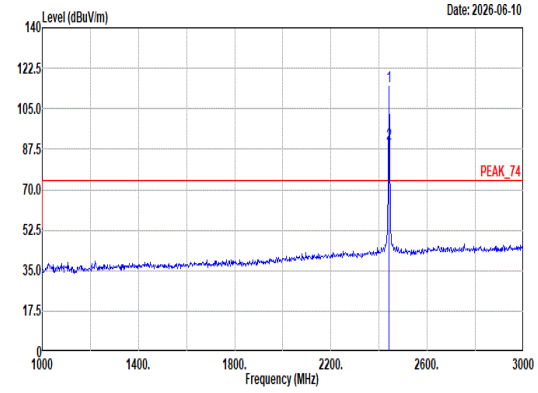 Site : 03CH22-HY Condition: PEAK_74 3m DRH18-E_LE2C04A18EN_260520 HORIZONTAL : RBW:1000.000kHz VBW:3000.000kHz SWT:Auto Freq Level Limit Line Margin Read Level Ant Factor Cable Loss Preamp Factor Aux Factor APos TPos Remark MHz dBuV/m dBuV/m dB dBuV dB/m dB dB dB cm deg 1 2441.00 114.79 ------ ------ 111.61 26.98 8.20 32.61 0.61 298 280 Peak 2 2441.00 90.00 ------ ------ -- -- -- -- -- -- -- Average

Mode	2	
	Band Edge - R	
	2400-2483.5_Bluetooth BR_GFSK_CH39_2441MHz	
ANT	6	
Pol.	Horizontal	Fundamental
Peak	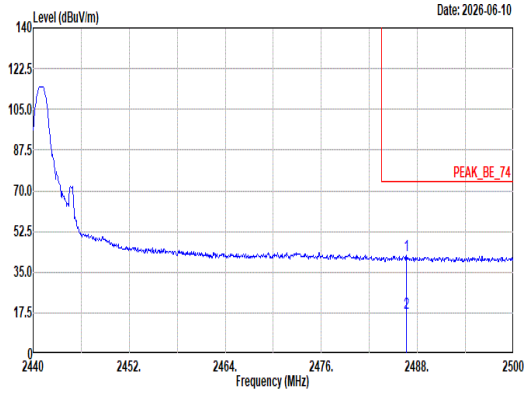 Site : 03CH22-HY Condition: PEAK_BE_74 3m DRH18-E_LE2C04A18EN_260520 HORIZONTAL : RBW:1000.000kHz VBW:3000.000kHz SWT:Auto Limit Read Ant Cable Preamp Aux APos TPos Freq Level Line Margin Level Factor Loss Factor Factor Remark MHz dBuV/m dBuV/m dB dBuV dB/m dB dB dB cm deg 1 2486.62 42.09 74.00 -31.91 38.68 27.13 8.29 32.64 0.63 298 280 Peak 2 2486.62 17.30 54.00 -36.70 -- -- -- -- -- -- -- AVERAGE	Blank

Mode	2	
	Band Edge - L	
	2400-2483.5_Bluetooth BR_GFSK_CH39_2441MHz	
ANT	6	
Pol.	Vertical	Fundamental
Peak	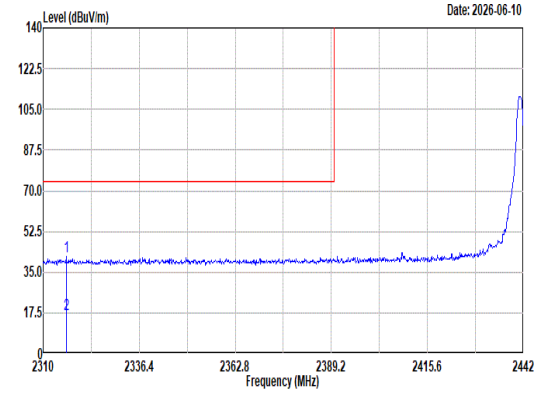 Site : 03CH22-HY Condition: PEAK_BE_74 3m DRH18-E_LE2C04A18EN_260520 VERTICAL : RBW:1000.000kHz VBW:3000.000kHz SWT:Auto Freq / Level / Limit Line / Margin / Read Level / Ant Factor / Cable Loss / Preamp Factor / Aux Factor / APos / TPos / Remark MHz / dBuV/m / dBuV/m / dB / dBuV / dB/m / dB / dB / dB / cm / deg 1 2316.34 41.49 74.00 -32.51 38.40 27.04 8.01 32.53 0.57 387 237 Peak 2 2316.34 16.70 54.00 -37.30 -- -- -- -- -- -- -- AVERAGE	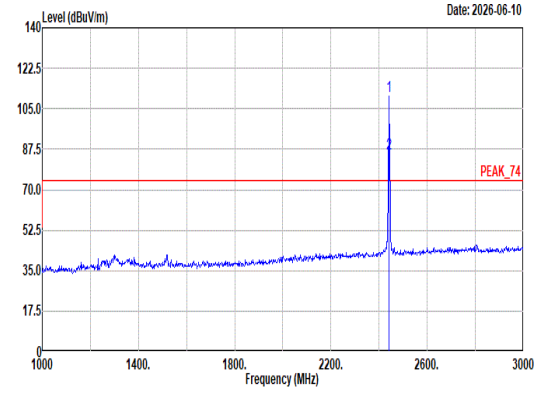 Site : 03CH22-HY Condition: PEAK_74 3m DRH18-E_LE2C04A18EN_260520 VERTICAL : RBW:1000.000kHz VBW:3000.000kHz SWT:Auto Freq / Level / Limit Line / Margin / Read Level / Ant Factor / Cable Loss / Preamp Factor / Aux Factor / APos / TPos / Remark MHz / dBuV/m / dBuV/m / dB / dBuV / dB/m / dB / dB / dB / cm / deg 1 2441.00 110.41 ------ ------ 107.23 26.98 8.20 32.61 0.61 387 237 Peak 2 2441.00 85.62 ------ ------ -- -- -- -- -- -- -- Average

Mode	2	
	Band Edge - R	
	2400-2483.5_Bluetooth BR_GFSK_CH39_2441MHz	
ANT	6	
Pol.	Vertical	Fundamental
Peak	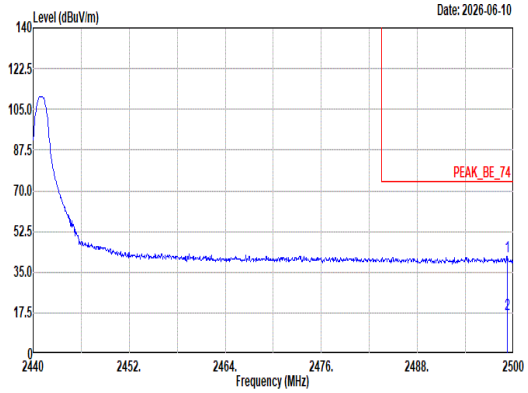 Site : 03CH22-HY Condition: PEAK_BE_74 3m DRH18-E_LE2C04A18EN_260520 VERTICAL : RBW:1000.000kHz VBW:3000.000kHz SWT:Auto Freq Level Limit Line Margin Read Level Ant Factor Cable Loss Preamp Factor Aux Factor APos TPos Remark MHz dBuV/m dBuV/m dB dBuV dB/m dB dB dB cm deg 1 2499.22 41.81 74.00 -32.19 38.32 27.19 8.32 32.65 0.63 387 237 Peak 2 2499.22 17.02 54.00 -36.98 -- -- -- -- -- -- -- AVERAGE	Blank

Mode	2	
	Harmonic	
	2400-2483.5_Bluetooth BR_GFSK_CH39_2441MHz	
ANT	6	
Pol.	Horizontal	Vertical
Peak Avg	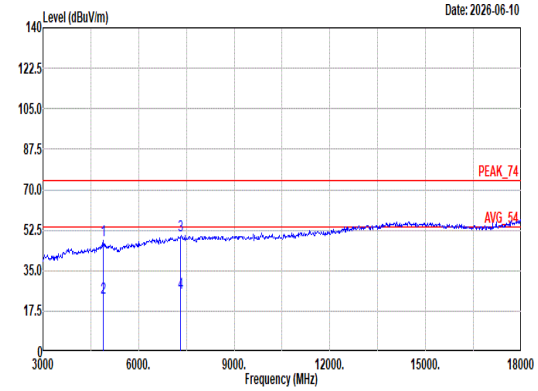 Site : 03CH22-HY Condition: PEAK_74 3m DRH18-E_LE2C04A18EN_260520 HORIZONTAL Freq Level Limit Line Margin Read Level Ant Factor Cable Loss Preamp Factor Aux Factor APos TPos Remark MHz dBuV/m dBuV/m dB dBuV dB/m dB dB dB cm deg 1 4882.00 48.24 74.00 -25.76 36.40 32.46 11.66 33.55 1.27 -- -- Peak 2 4882.00 23.45 54.00 -30.55 -- -- -- -- -- -- -- Average 3 7323.00 50.19 74.00 -23.81 33.78 37.29 14.08 36.04 1.08 -- -- Peak 4 7323.00 25.40 54.00 -28.60 -- -- -- -- -- -- -- Average	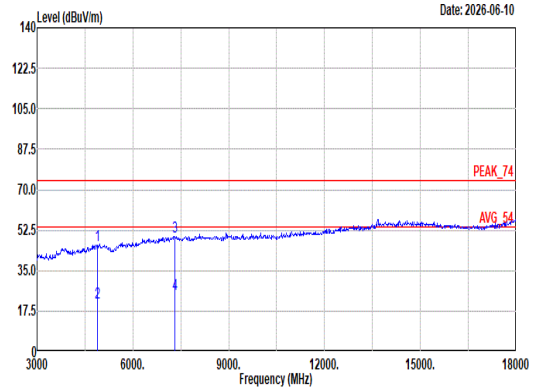 Site : 03CH22-HY Condition: PEAK_74 3m DRH18-E_LE2C04A18EN_260520 VERTICAL Freq Level Limit Line Margin Read Level Ant Factor Cable Loss Preamp Factor Aux Factor APos TPos Remark MHz dBuV/m dBuV/m dB dBuV dB/m dB dB dB cm deg 1 4882.00 45.87 74.00 -28.13 34.03 32.46 11.66 33.55 1.27 -- -- Peak 2 4882.00 21.08 54.00 -32.92 -- -- -- -- -- -- -- Average 3 7323.00 49.68 74.00 -24.32 33.27 37.29 14.08 36.04 1.08 -- -- Peak 4 7323.00 24.89 54.00 -29.11 -- -- -- -- -- -- -- Average

Mode	2	
	Harmonic	
	2400-2483.5_Bluetooth BR_GFSK_CH39_2441MHz	
ANT	6	
Pol.	Horizontal	Vertical
10.6G ~18G Avg	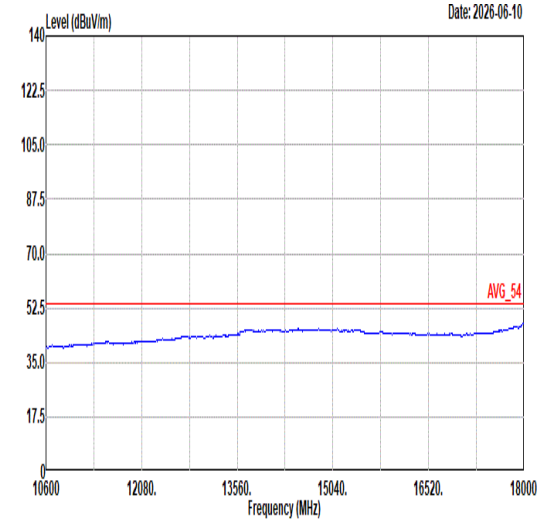 Site : 03CH22-HY Condition: AVG_54 3m DRH18-E_LE2C04A18EN_260520 HORIZONTAL	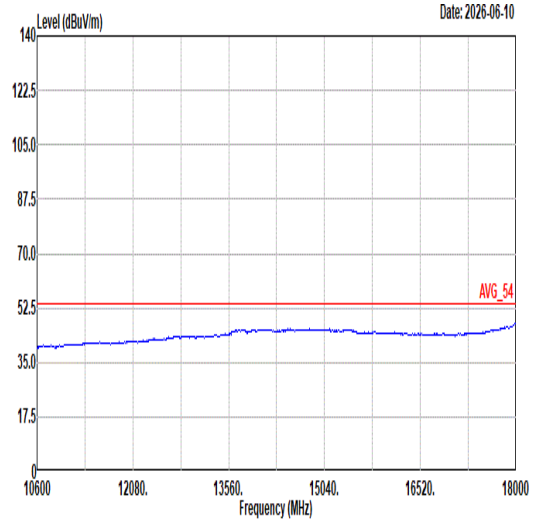 Site : 03CH22-HY Condition: AVG_54 3m DRH18-E_LE2C04A18EN_260520 VERTICAL

Mode	3	
	Band Edge	
	2400-2483.5_Bluetooth BR_GFSK_CH78_2480MHz	
ANT	6	
Pol.	Horizontal	Fundamental
Peak	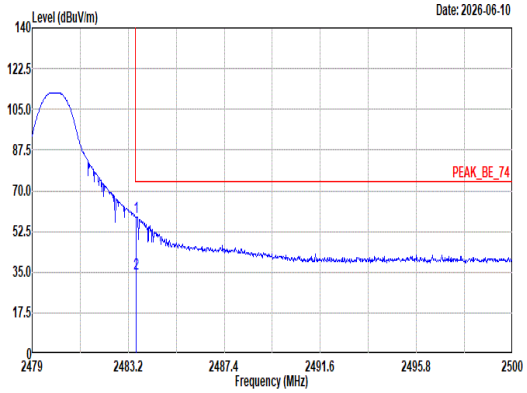 Site : 03CH22-HY Condition: PEAK_BE_74 3m DRH18-E_LE2C04A18EN_260520 HORIZONTAL : RBW:1000.000kHz VBW:3000.000kHz SWT:Auto Freq Level Limit Line Margin Read Level Ant Factor Cable Loss Preamp Factor Aux Factor APos TPos Remark MHz dBuV/m dBuV/m dB dBuV dB/m dB dB dB cm deg 1 2483.54 58.89 74.00 -15.11 55.45 27.16 8.29 32.64 0.63 116 273 Peak 2 2483.54 34.10 54.00 -19.90 -- -- -- -- -- -- -- AVERAGE	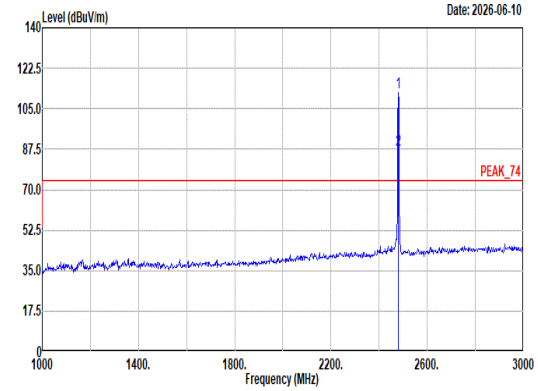 Site : 03CH22-HY Condition: PEAK_74 3m DRH18-E_LE2C04A18EN_260520 HORIZONTAL : RBW:1000.000kHz VBW:3000.000kHz SWT:Auto Freq Level Limit Line Margin Read Level Ant Factor Cable Loss Preamp Factor Aux Factor APos TPos Remark MHz dBuV/m dBuV/m dB dBuV dB/m dB dB dB cm deg 1 2480.00 112.17 ------ ------ 108.70 27.20 8.28 32.64 0.63 116 273 Peak 2 2480.00 87.38 ------ ------ -- -- -- -- -- -- -- Average

Mode	3	
	Band Edge	
	2400-2483.5_Bluetooth BR_GFSK_CH78_2480MHz	
ANT	6	
Pol.	Vertical	Fundamental
Peak	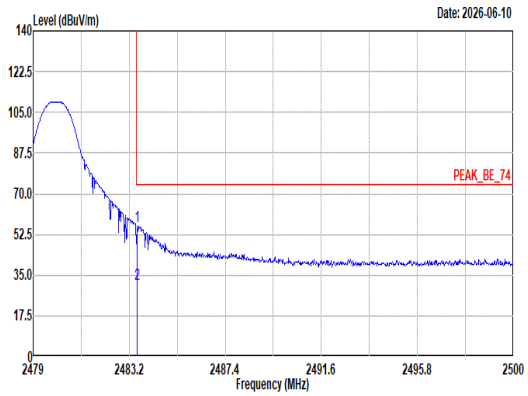 Site : 03CH22-HY Condition: PEAK_BE_74 3m DRH18-E_LE2C04A18EN_260520 VERTICAL : RBW:1000.000kHz VBW:3000.000kHz SWT:Auto Freq Level Limit Line Margin Read Level Ant Factor Cable Loss Preamp Factor Aux Factor APos TPos Remark MHz dBuV/m dBuV/m dB dBuV dB/m dB dB dB cm deg 1 2483.54 56.20 74.00 -17.80 52.76 27.16 8.29 32.64 0.63 369 240 Peak 2 2483.54 31.41 54.00 -22.59 -- -- -- -- -- -- -- AVERAGE	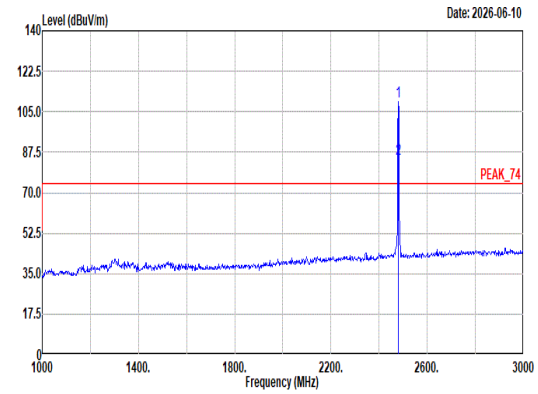 Site : 03CH22-HY Condition: PEAK_74 3m DRH18-E_LE2C04A18EN_260520 VERTICAL : RBW:1000.000kHz VBW:3000.000kHz SWT:Auto Freq Level Limit Line Margin Read Level Ant Factor Cable Loss Preamp Factor Aux Factor APos TPos Remark MHz dBuV/m dBuV/m dB dBuV dB/m dB dB dB cm deg 1 2480.00 109.50 ------ ------ 106.03 27.20 8.28 32.64 0.63 369 240 Peak 2 2480.00 84.71 ------ ------ -- -- -- -- -- -- -- Average

Mode	3	
	Harmonic	
	2400-2483.5_Bluetooth BR_GFSK_CH78_2480MHz	
ANT	6	
Pol.	Horizontal	Vertical
Peak Avg	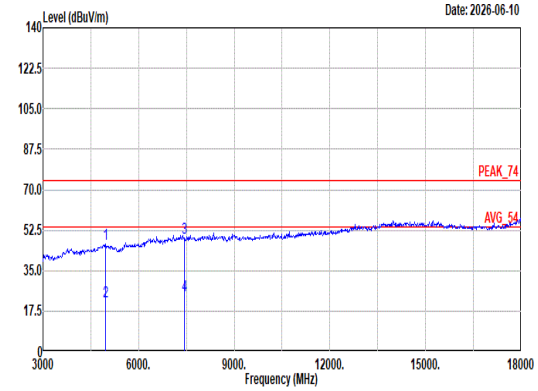 Site : 03CH22-HY Condition: PEAK_74 3m DRH18-E_LE2C04A18EN_260520 HORIZONTAL Freq Level Limit Line Margin Read Level Ant Factor Cable Loss Preamp Factor Aux Factor APos TPos Remark MHz dBuV/m dBuV/m dB dBuV dB/m dB dB dB cm deg 1 4960.00 46.49 74.00 -27.51 34.41 32.82 11.71 33.54 1.09 -- -- Peak 2 4960.00 21.70 54.00 -32.30 -- -- -- -- -- -- -- Average 3 7440.00 48.87 74.00 -25.13 32.48 37.22 14.20 36.13 1.10 -- -- Peak 4 7440.00 24.08 54.00 -29.92 -- -- -- -- -- -- -- Average	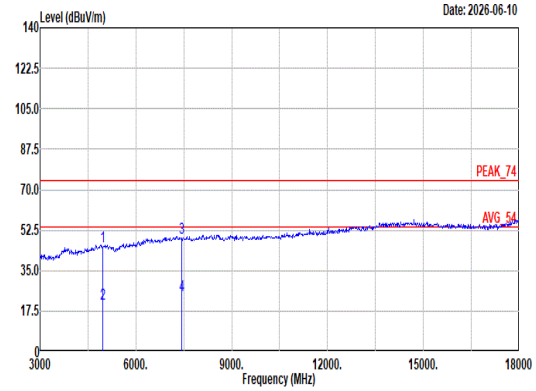 Site : 03CH22-HY Condition: PEAK_74 3m DRH18-E_LE2C04A18EN_260520 VERTICAL Freq Level Limit Line Margin Read Level Ant Factor Cable Loss Preamp Factor Aux Factor APos TPos Remark MHz dBuV/m dBuV/m dB dBuV dB/m dB dB dB cm deg 1 4960.00 45.60 74.00 -28.40 33.52 32.82 11.71 33.54 1.09 -- -- Peak 2 4960.00 20.81 54.00 -33.19 -- -- -- -- -- -- -- Average 3 7440.00 49.29 74.00 -24.71 32.90 37.22 14.20 36.13 1.10 -- -- Peak 4 7440.00 24.50 54.00 -29.50 -- -- -- -- -- -- -- Average

Mode	3	
	Harmonic	
	2400-2483.5_Bluetooth BR_GFSK_CH78_2480MHz	
ANT	6	
Pol.	Horizontal	Vertical
10.6G ~18G Avg	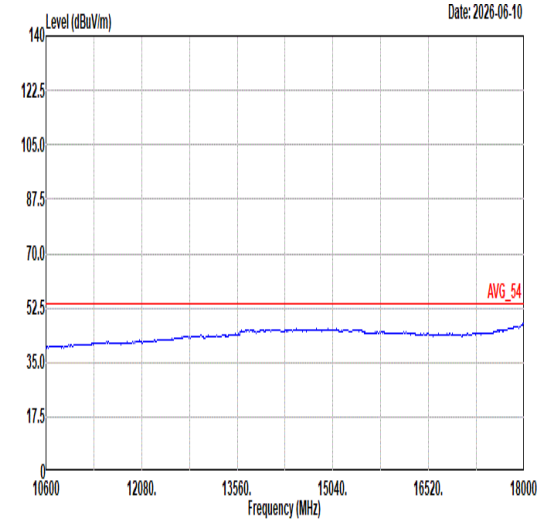 Site : 03CH22-HY Condition: AVG_54 3m DRH18-E_LE2C04A18EN_260520 HORIZONTAL	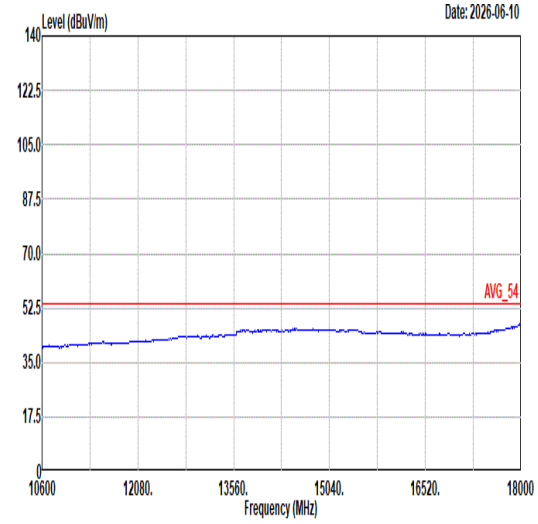 Site : 03CH22-HY Condition: AVG_54 3m DRH18-E_LE2C04A18EN_260520 VERTICAL

Mode	4	
	LF	
	2400-2483.5_Bluetooth BR_GFSK_CH78_2480MHz	
ANT	6	
Pol.	Horizontal	Vertical
QP/ Peak	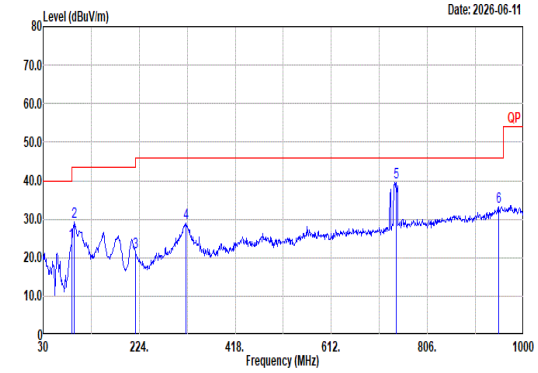 Site : 03CH22-HY Condition: QP 3m Bilog_63304_251126 HORIZONTAL 1 87.23 23.76 40.00 -16.24 40.46 14.30 1.50 32.56 0.06 -- -- Peak 2 93.05 29.28 43.50 -14.22 45.35 14.85 1.56 32.54 0.06 -- -- Peak 3 216.24 21.56 46.00 -24.44 36.71 14.86 2.41 32.49 0.07 -- -- Peak 4 319.06 28.93 46.00 -17.07 39.08 19.35 2.95 32.53 0.08 -- -- Peak 5 742.95 39.48 46.00 -6.52 39.40 27.94 4.49 32.52 0.17 -- -- Peak 6 949.56 33.35 46.00 -12.65 28.67 30.57 5.10 31.22 0.23 -- -- Peak	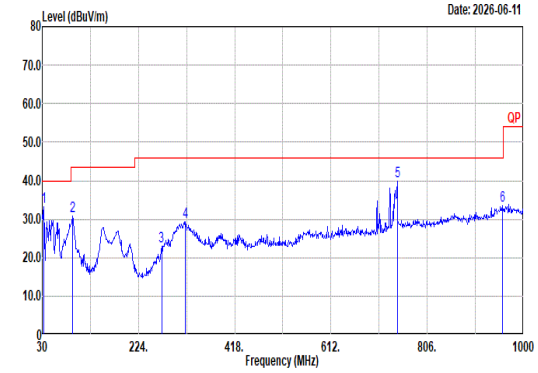 Site : 03CH22-HY Condition: QP 3m Bilog_63304_251126 VERTICAL 1 33.88 33.30 40.00 -6.70 42.67 22.26 0.91 32.57 0.03 -- -- Peak 2 91.11 30.87 43.50 -12.63 47.11 14.71 1.54 32.55 0.06 -- -- Peak 3 270.56 22.95 46.00 -23.05 33.83 18.84 2.71 32.51 0.08 -- -- Peak 4 319.06 29.41 46.00 -16.59 39.56 19.35 2.95 32.53 0.08 -- -- Peak 5 745.86 39.74 46.00 -6.26 39.59 27.98 4.50 32.51 0.18 -- -- Peak 6 957.32 33.66 46.00 -12.34 28.56 30.89 5.11 31.14 0.24 -- -- Peak

Mode	26	
	SHF	
	2400-2483.5_Bluetooth BR_GFSK_CH78_2480MHz	
ANT	6	
Pol.	Horizontal	Vertical
Peak	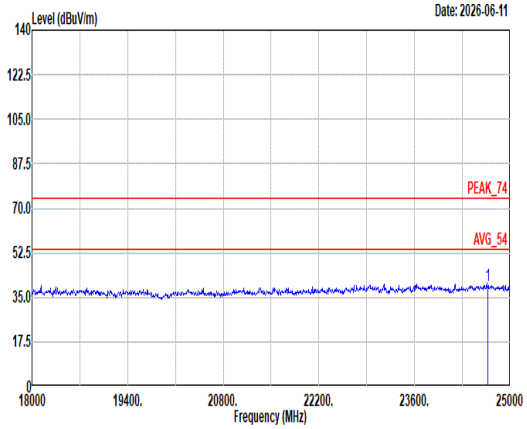 Site : 03CH22-HY Condition: PEAK_74 1m BBHA9170_1225_250702 HORIZONTAL Freq Level Limit Line Margin Read Level Ant Factor Cable Loss Preamp Factor Aux Factor APos TPos Remark MHz dBuV/m dBuV/m dB dBuV dB/m dB dB dB cm deg 1 24668.59 39.57 74.00 -34.43 44.22 39.60 26.42 61.13 -9.54 -- -- PEAK	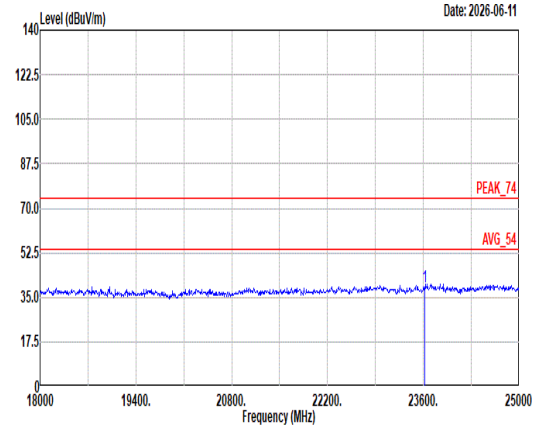 Site : 03CH22-HY Condition: PEAK_74 1m BBHA9170_1225_250702 VERTICAL Freq Level Limit Line Margin Read Level Ant Factor Cable Loss Preamp Factor Aux Factor APos TPos Remark MHz dBuV/m dBuV/m dB dBuV dB/m dB dB dB cm deg 1 23624.68 39.36 74.00 -34.64 45.06 39.00 25.92 61.08 -9.54 -- -- PEAK

Appendix D. Duty Cycle Plots

DH5 on time (One Pulse) Plot on Channel 78	on time (Count Pulses) Plot on Channel 78
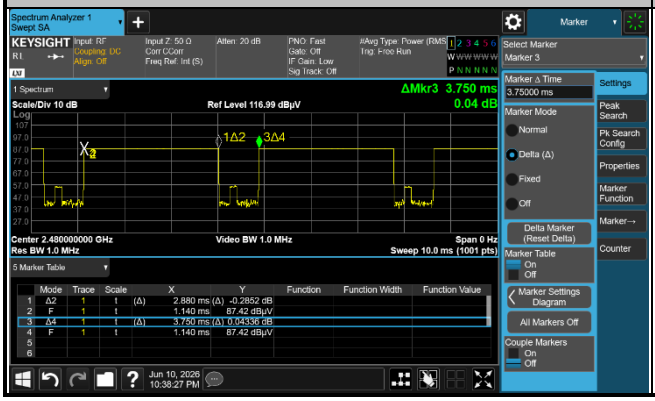	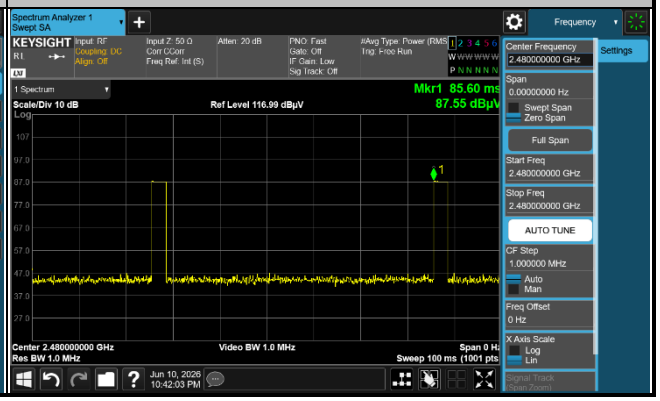

Note:

1. Worst case Duty cycle = on time/100 milliseconds = 2 * 2.88 / 100 = 5.76 %
2. Worst case Duty cycle correction factor = 20*log(Duty cycle) = -24.79 dB
3. DH5 has the highest duty cycle worst case and is reported.

Duty Cycle Correction Factor Consideration for AFH mode:

Bluetooth normal hopping rate is 1600Hz and reduced to 800Hz in AFH mode; due to the reduced number of hopping frequencies, with the same packet configuration the dwell time in each channel frequency within 100msec period is longer in AFH mode than normal mode.

In AFH mode, the minimum hopping frequencies are 20, to get the longest dwell time DH5 packet is observed; the on time period to have DH5 packet completing one hopping sequence is

2.88 ms x 20 channels = 57.6 ms

There cannot be 2 complete hopping sequences within 100ms period, considering the random hopping behavior, maximum 2 hops can be possibly observed within the period. [100 ms / 57.6 ms] = 2 hops

Thus, the maximum possible ON time:

2.88 ms x 2 = 5.76 ms

Worst case Duty Cycle Correction factor, which is derived from the maximum possible ON time,

20 x log(5.76 ms/100 ms) = -24.79 dB