Test Mode :	802.11gN20	Test Channel :	06

100kHz PSD reference Level	Channel 06 Plot
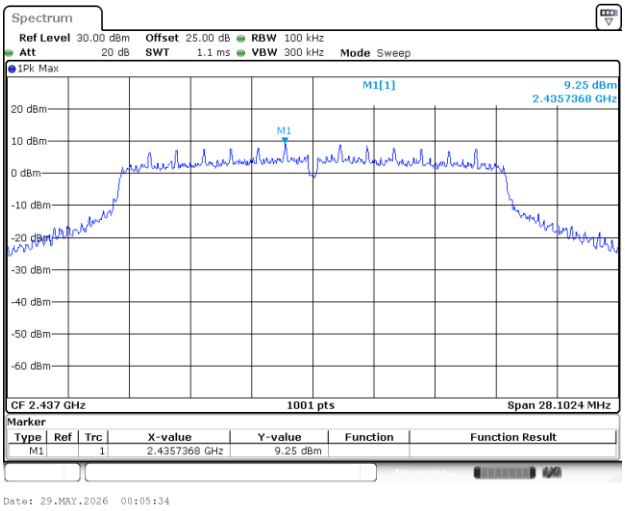	

Spurious Emission 30MHz~1GHz	Spurious Emission 1GHz~26.5GHz
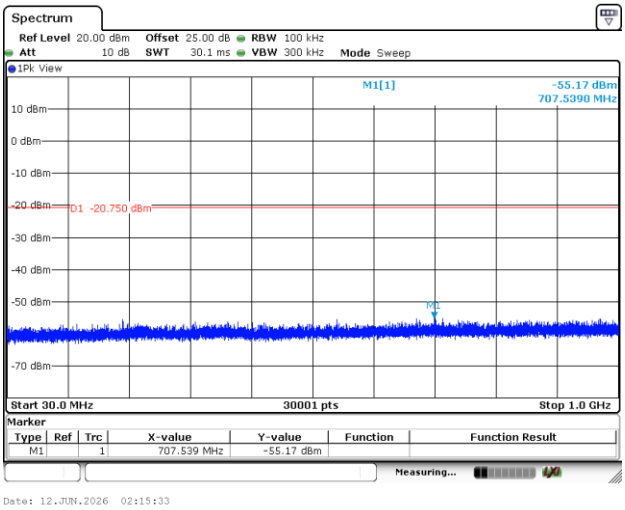	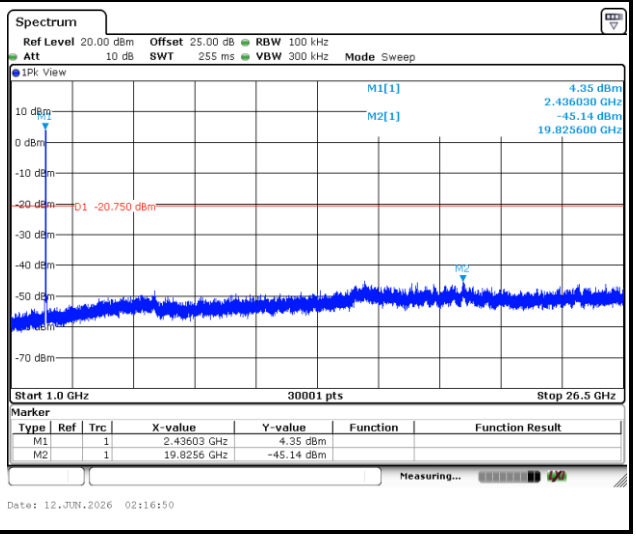

Test Mode :	802.11gN20	Test Channel :	10

100kHz PSD reference Level

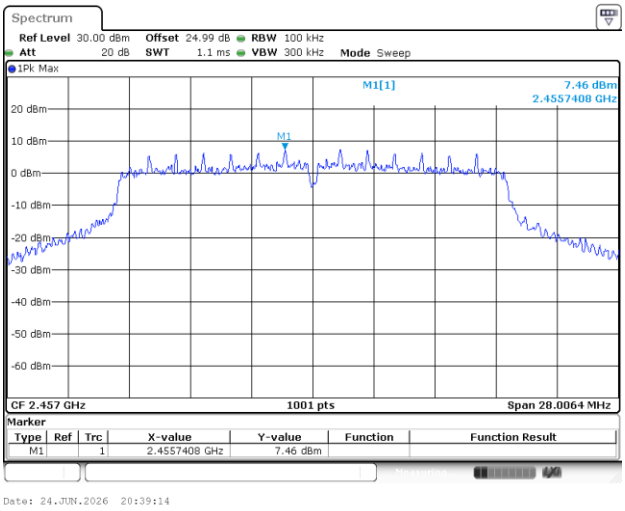

Channel 10 Plot

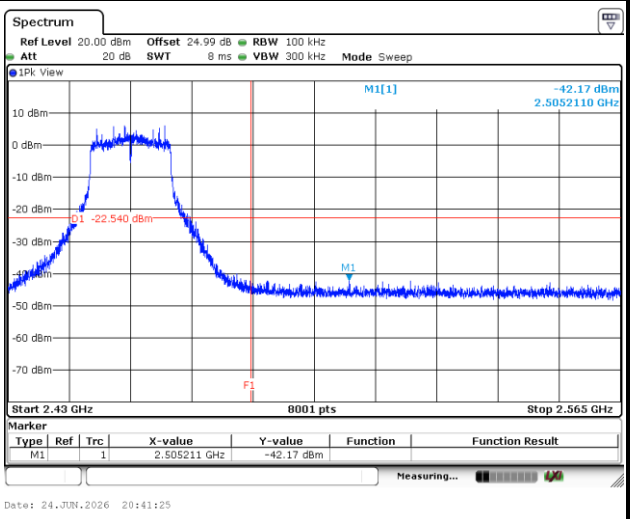

Spurious Emission 30MHz~1GHz

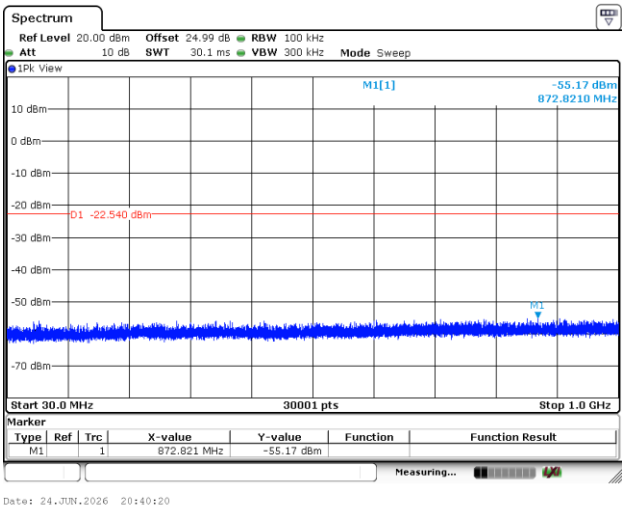

Spurious Emission 1GHz~26.5GHz

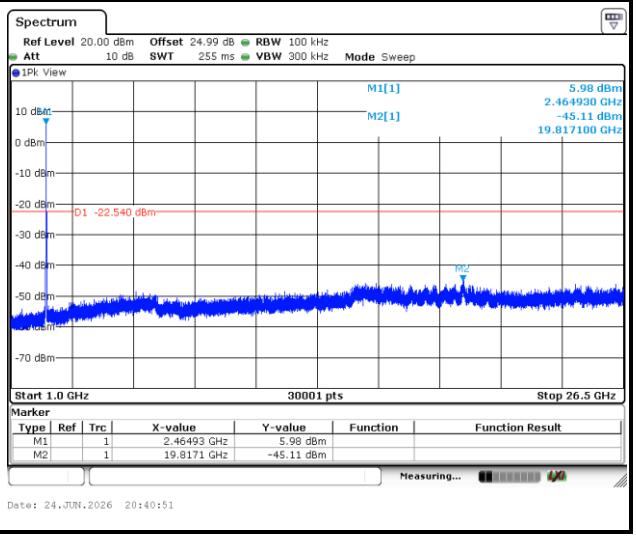

Test Mode :	802.11gN20	Test Channel :	11

100kHz PSD reference Level

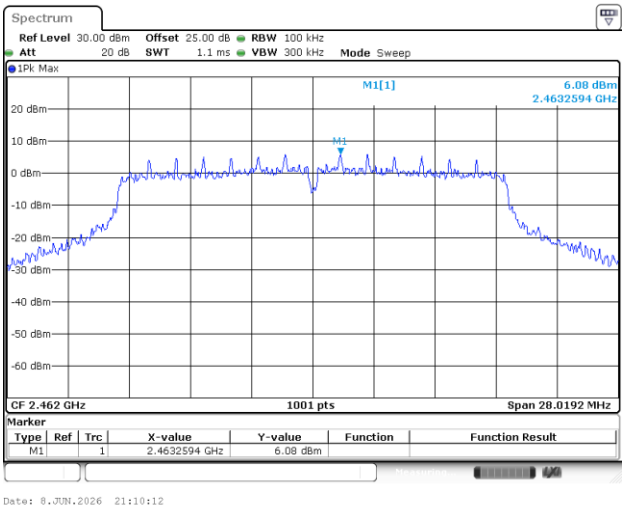

Channel 11 Plot

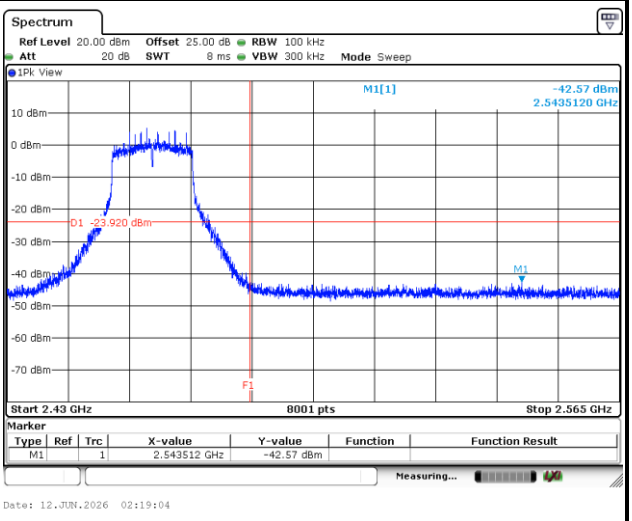

Spurious Emission 30MHz~1GHz

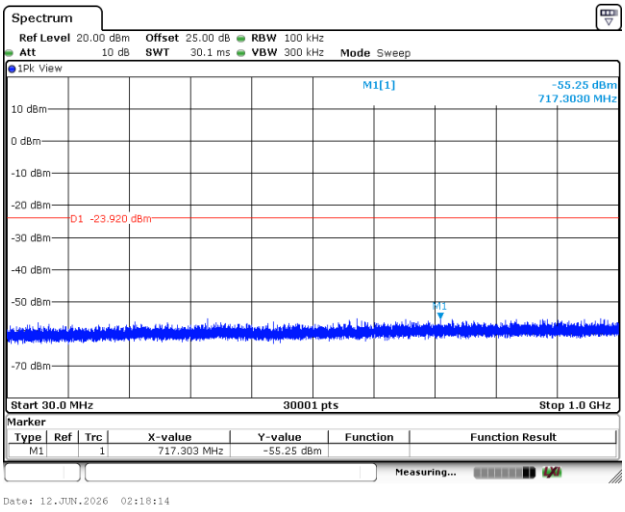

Spurious Emission 1GHz~26.5GHz

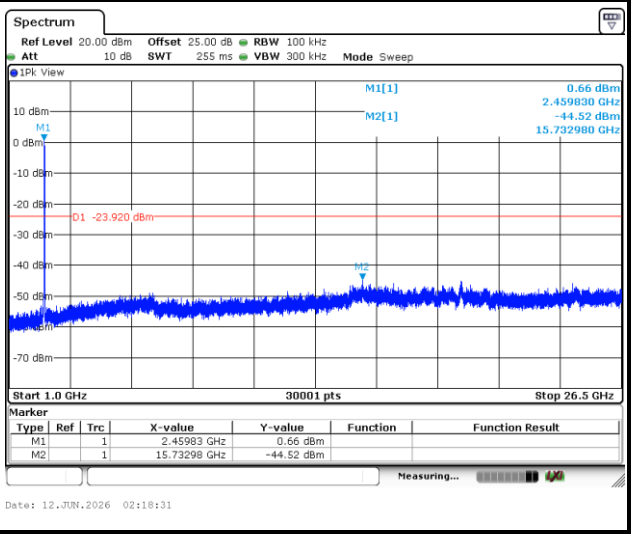

Test Mode :	802.11gN40	Test Channel :	03

100kHz PSD reference Level

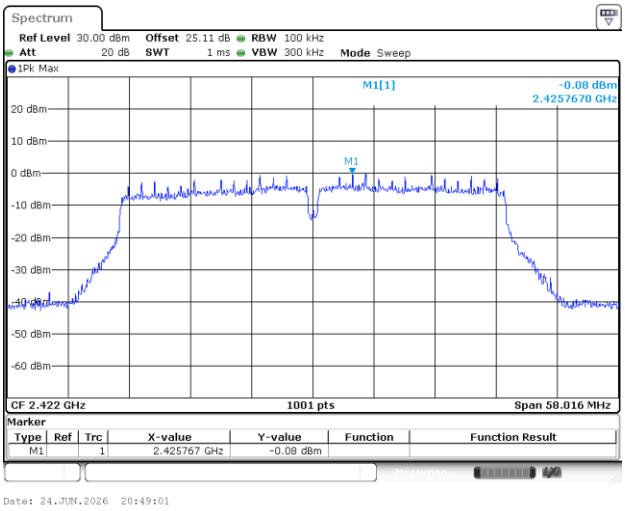

Channel 03 Plot

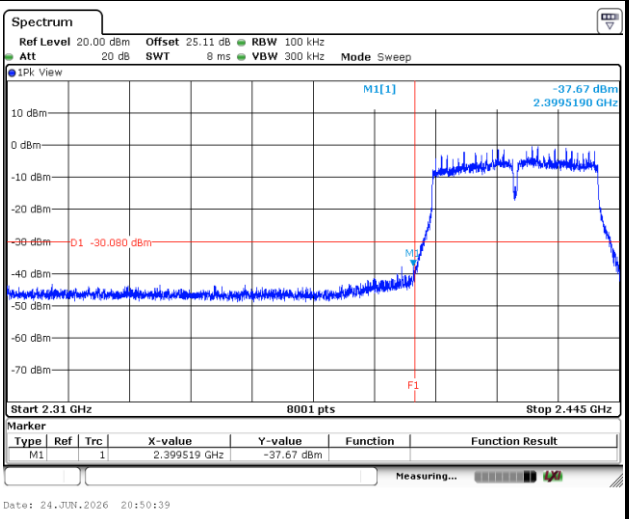

Spurious Emission 30MHz~1GHz

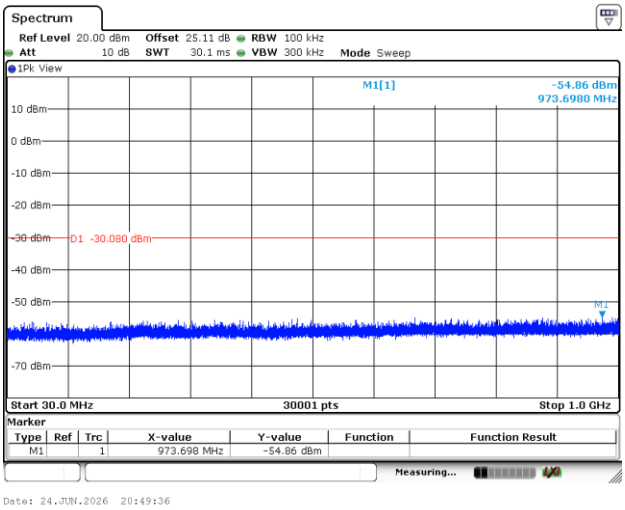

Spurious Emission 1GHz~26.5GHz

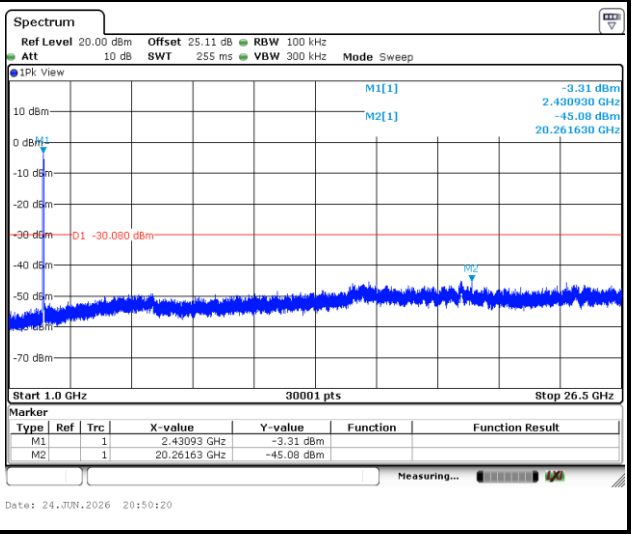

Test Mode :	802.11gN40	Test Channel :	04

100kHz PSD reference Level

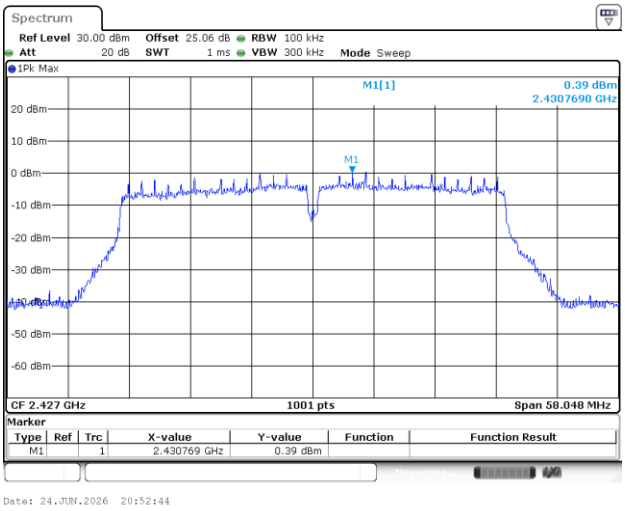

Channel 04 Plot

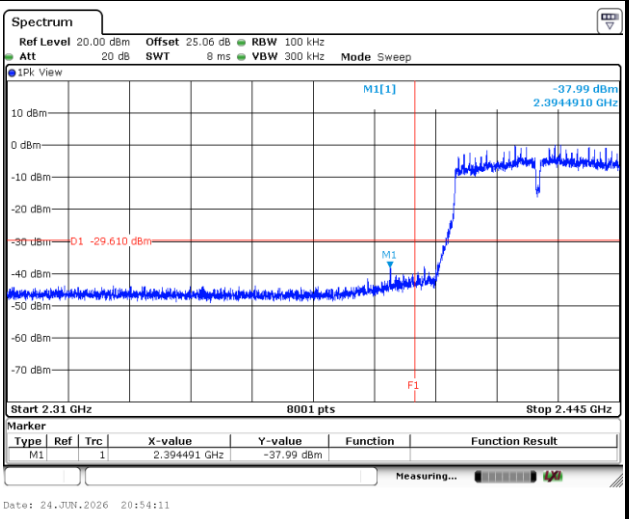

Spurious Emission 30MHz~1GHz

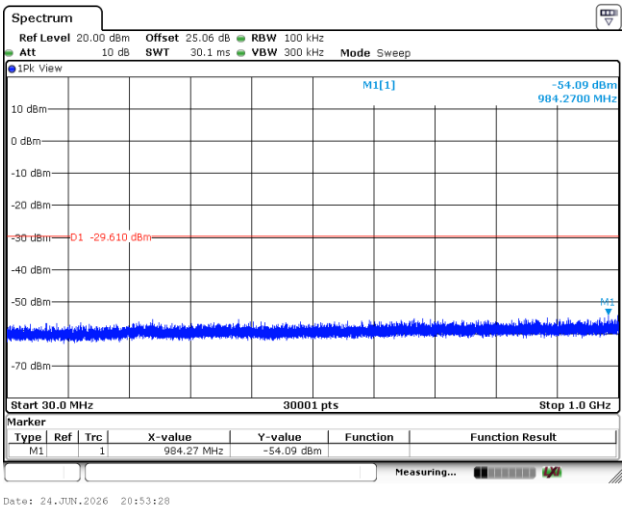

Spurious Emission 1GHz~26.5GHz

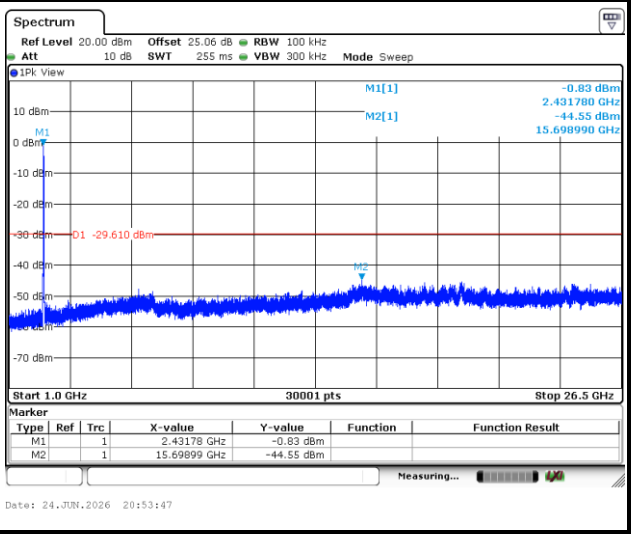

Test Mode :	802.11gN40	Test Channel :	06

100kHz PSD reference Level	Channel 06 Plot
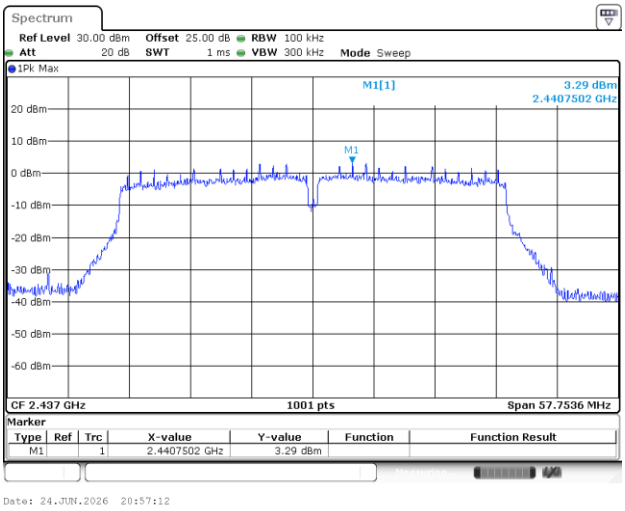	

Spurious Emission 30MHz~1GHz	Spurious Emission 1GHz~26.5GHz
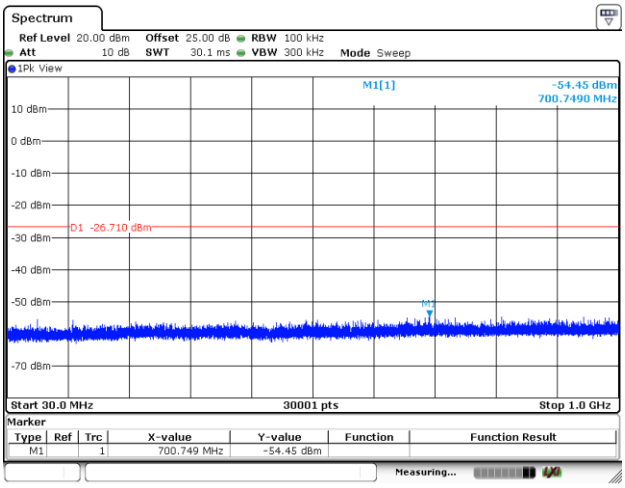	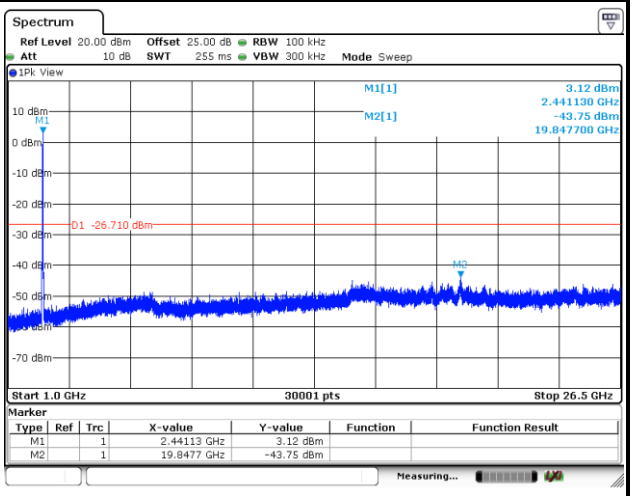

Test Mode :	802.11gN40	Test Channel :	08

100kHz PSD reference Level

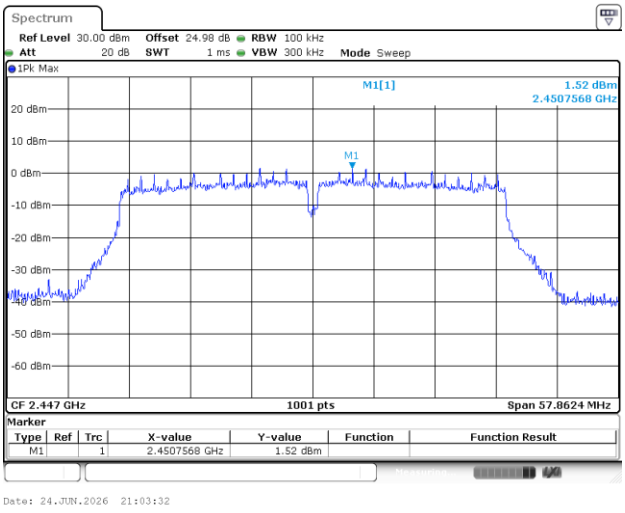

Channel 08 Plot

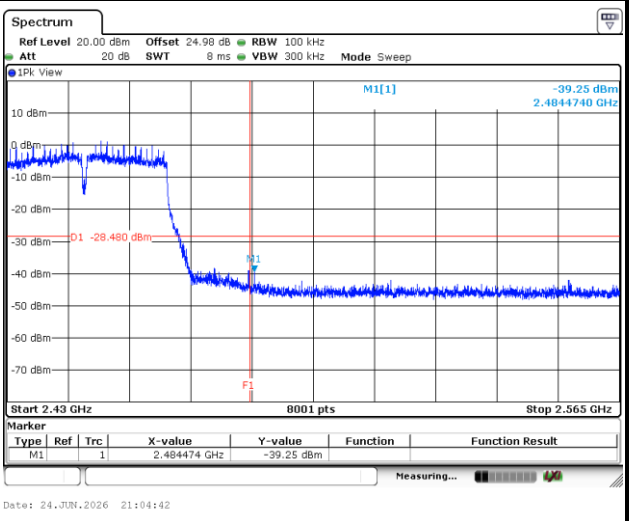

Spurious Emission 30MHz~1GHz

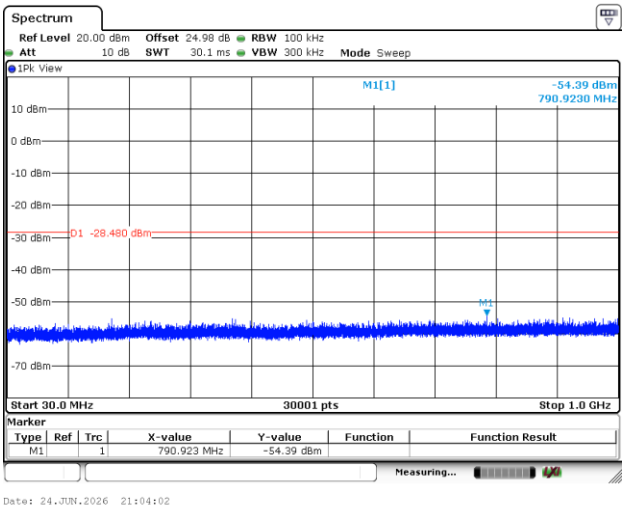

Spurious Emission 1GHz~26.5GHz

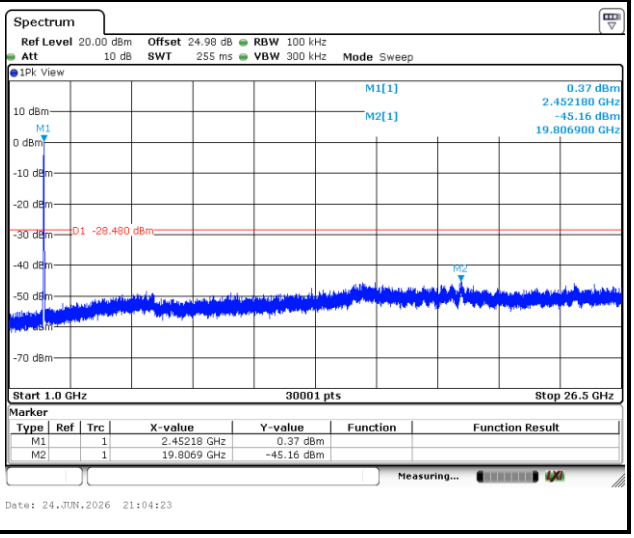

Test Mode :	802.11gN40	Test Channel :	09

100kHz PSD reference Level

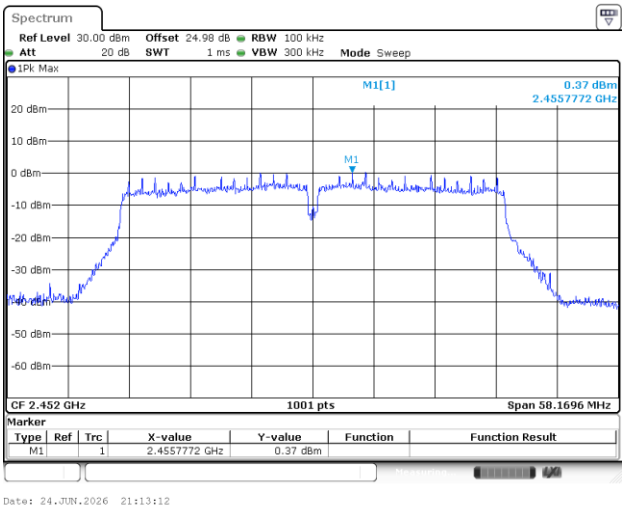

Channel 09 Plot

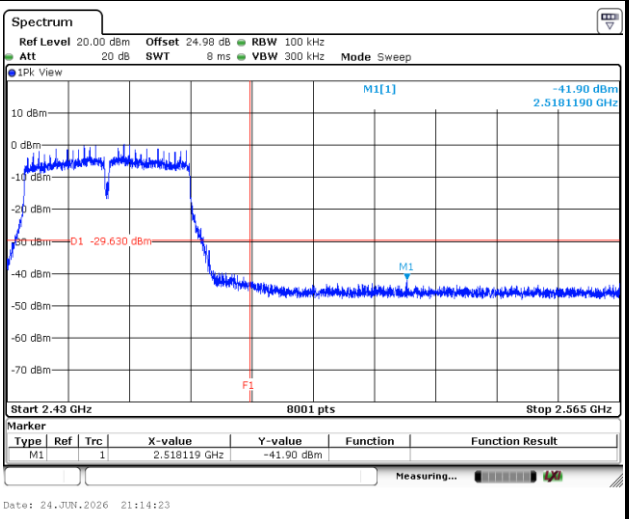

Spurious Emission 30MHz~1GHz

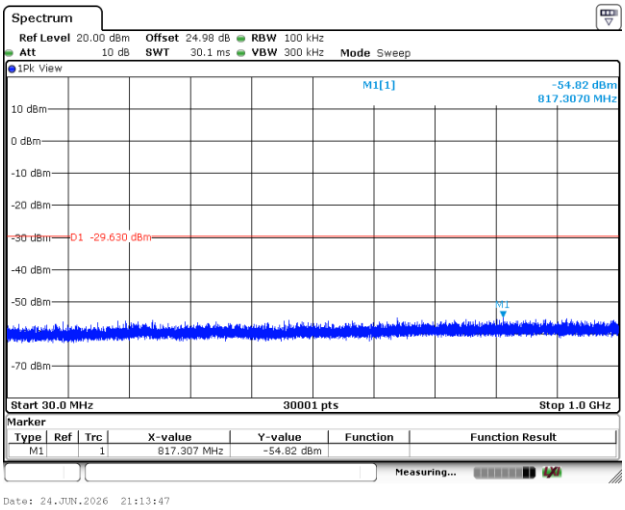

Spurious Emission 1GHz~26.5GHz

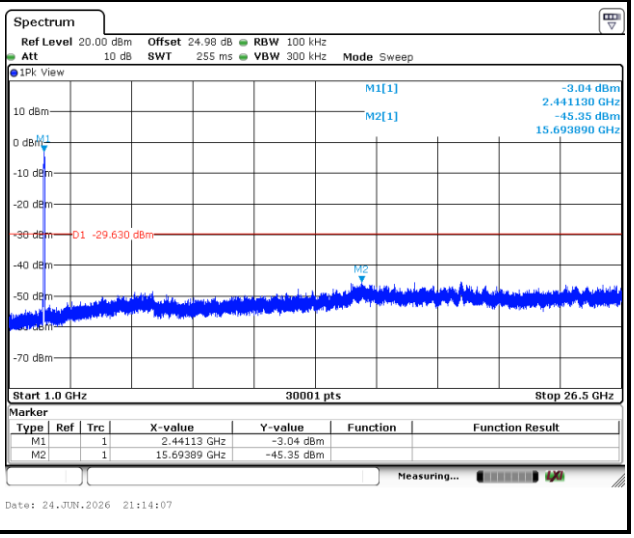

Appendix B. AC Conducted Emission Test Results

Test Engineer :	Louis Chung	**Temperature :**	22.5 ~ 26.7℃
		Relative Humidity :	40.2 ~ 51.2%

EUT Information

Report NO :	651501-01
Test Mode :	Mode 1
Test Voltage :	120Vac/60Hz
Phase :	Line

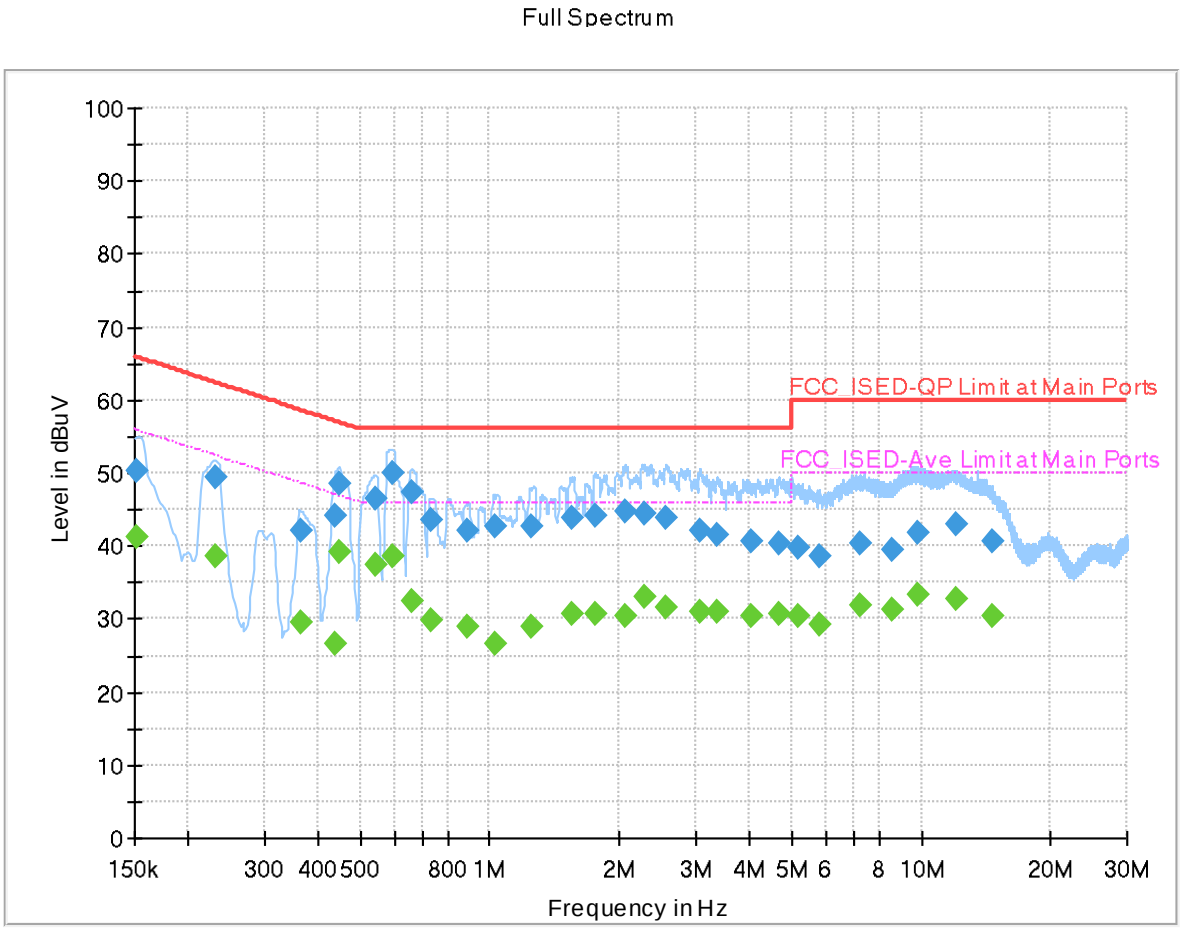

Final_Result

Frequency (MHz)	QuasiPeak (dBuV)	CAverage (dBuV)	Limit (dBuV)	Margin (dB)	Line	Filter	Corr. (dB)
0.152250	---	41.26	55.88	14.62	L1	ON	20.0
0.152250	50.22	---	65.88	15.66	L1	ON	20.0
0.231675	---	38.54	52.39	13.85	L1	ON	20.0
0.231675	49.38	---	62.39	13.01	L1	ON	20.0
0.366000	---	29.59	48.59	19.00	L1	ON	20.0
0.366000	42.21	---	58.59	16.38	L1	ON	20.0
0.435750	---	26.70	47.14	20.44	L1	ON	20.0
0.435750	44.25	---	57.14	12.89	L1	ON	20.0
0.449475	---	39.30	46.89	7.59	L1	ON	20.0
0.449475	48.56	---	56.89	8.33	L1	ON	20.0
0.541455	---	37.28	46.00	8.72	L1	ON	20.0
0.541455	46.43	---	56.00	9.57	L1	ON	20.0
0.597975	---	38.64	46.00	7.36	L1	ON	20.0
0.597975	50.08	---	56.00	5.92	L1	ON	20.0
0.661740	---	32.38	46.00	13.62	L1	ON	20.0
0.661740	47.33	---	56.00	8.67	L1	ON	20.0
0.733155	---	29.69	46.00	16.31	L1	ON	20.0
0.733155	43.48	---	56.00	12.52	L1	ON	20.0
0.889980	---	29.08	46.00	16.92	L1	ON	20.0

0.889980	42.10	---	56.00	13.90	L1	ON	20.0
1.026960	---	26.57	46.00	19.43	L1	ON	20.0
1.026960	42.75	---	56.00	13.25	L1	ON	20.0
1.250835	---	28.87	46.00	17.13	L1	ON	20.0
1.250835	42.56	---	56.00	13.44	L1	ON	20.0
1.548240	---	30.82	46.00	15.18	L1	ON	20.1
1.548240	43.98	---	56.00	12.02	L1	ON	20.1
1.753080	---	30.81	46.00	15.19	L1	ON	20.1
1.753080	44.22	---	56.00	11.78	L1	ON	20.1
2.051925	---	30.53	46.00	15.47	L1	ON	20.1
2.051925	44.66	---	56.00	11.34	L1	ON	20.1
2.295285	---	32.97	46.00	13.03	L1	ON	20.1
2.295285	44.42	---	56.00	11.58	L1	ON	20.1
2.566860	---	31.71	46.00	14.29	L1	ON	20.1
2.566860	43.72	---	56.00	12.28	L1	ON	20.1
3.056640	---	31.11	46.00	14.89	L1	ON	20.1
3.056640	41.97	---	56.00	14.03	L1	ON	20.1
3.380460	---	30.97	46.00	15.03	L1	ON	20.1
3.380460	41.56	---	56.00	14.44	L1	ON	20.1
4.015500	---	30.48	46.00	15.52	L1	ON	20.2
4.015500	40.64	---	56.00	15.36	L1	ON	20.2
4.669125	---	30.66	46.00	15.34	L1	ON	20.2
4.669125	40.44	---	56.00	15.56	L1	ON	20.2
5.174250	---	30.27	50.00	19.73	L1	ON	20.2
5.174250	39.84	---	60.00	20.16	L1	ON	20.2
5.797995	---	29.23	50.00	20.77	L1	ON	20.2
5.797995	38.57	---	60.00	21.43	L1	ON	20.2
7.220220	---	31.79	50.00	18.21	L1	ON	20.3
7.220220	40.48	---	60.00	19.52	L1	ON	20.3
8.585025	---	31.33	50.00	18.67	L1	ON	20.4
8.585025	39.33	---	60.00	20.67	L1	ON	20.4
9.846510	---	33.39	50.00	16.61	L1	ON	20.4
9.846510	41.78	---	60.00	18.22	L1	ON	20.4
12.021000	---	32.67	50.00	17.33	L1	ON	20.5
12.021000	43.11	---	60.00	16.89	L1	ON	20.5
14.592750	---	30.29	50.00	19.71	L1	ON	20.7
14.592750	40.64	---	60.00	19.36	L1	ON	20.7

EUT Information

Report NO :	651501-01
Test Mode :	Mode 1
Test Voltage :	120Vac/60Hz
Phase :	Neutral

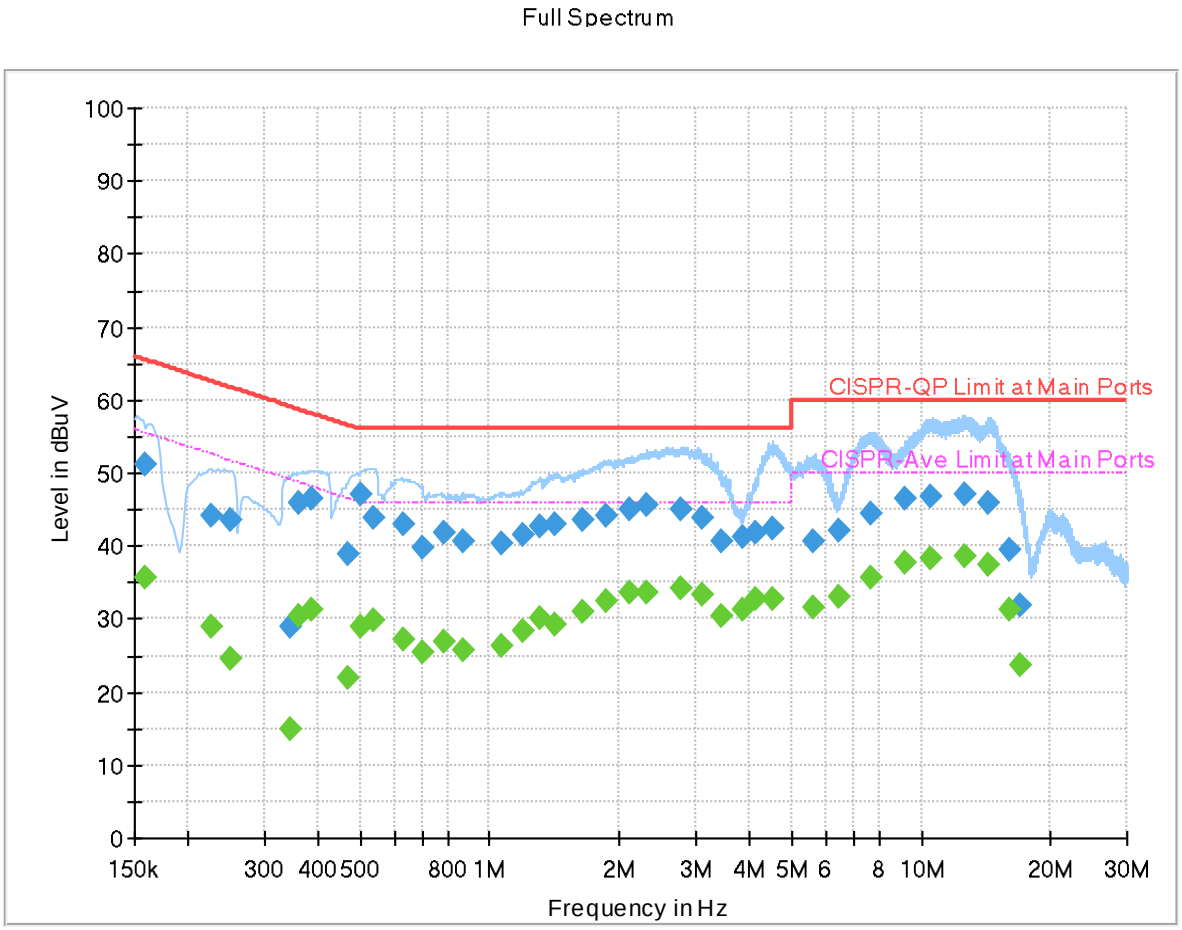

Final_Result

Frequency (MHz)	QuasiPeak (dBuV)	CAverage (dBuV)	Limit (dBuV)	Margin (dB)	Line	Filter	Corr. (dB)
0.159000	---	35.71	55.52	19.81	N	OFF	20.0
0.159000	51.08	---	65.52	14.44	N	OFF	20.0
0.226500	---	28.87	52.58	23.71	N	OFF	20.0
0.226500	44.01	---	62.58	18.57	N	OFF	20.0
0.249315	---	24.49	51.78	27.29	N	OFF	20.0
0.249315	43.49	---	61.78	18.29	N	OFF	20.0
0.345480	---	14.88	49.07	34.19	N	OFF	20.0
0.345480	28.99	---	59.07	30.08	N	OFF	20.0
0.361860	---	30.42	48.69	18.27	N	OFF	20.0
0.361860	45.94	---	58.69	12.75	N	OFF	20.0
0.386790	---	31.27	48.13	16.86	N	OFF	20.0
0.386790	46.36	---	58.13	11.77	N	OFF	20.0
0.468285	---	22.06	46.54	24.48	N	OFF	20.0
0.468285	38.81	---	56.54	17.73	N	OFF	20.0
0.504465	---	28.98	46.00	17.02	N	OFF	20.0
0.504465	47.08	---	56.00	8.92	N	OFF	20.0
0.537675	---	29.75	46.00	16.25	N	OFF	20.0
0.537675	43.97	---	56.00	12.03	N	OFF	20.0
0.629250	---	27.28	46.00	18.72	N	OFF	20.0

0.629250	42.89	---	56.00	13.11	N	OFF	20.0
0.694860	---	25.40	46.00	20.60	N	OFF	20.0
0.694860	39.87	---	56.00	16.13	N	OFF	20.0
0.782655	---	26.90	46.00	19.10	N	OFF	20.0
0.782655	41.81	---	56.00	14.19	N	OFF	20.0
0.864195	---	25.63	46.00	20.37	N	OFF	20.0
0.864195	40.62	---	56.00	15.38	N	OFF	20.0
1.063995	---	26.42	46.00	19.58	N	OFF	20.1
1.063995	40.35	---	56.00	15.65	N	OFF	20.1
1.191750	---	28.47	46.00	17.53	N	OFF	20.1
1.191750	41.38	---	56.00	14.62	N	OFF	20.1
1.306500	---	29.99	46.00	16.01	N	OFF	20.1
1.306500	42.66	---	56.00	13.34	N	OFF	20.1
1.419000	---	29.15	46.00	16.85	N	OFF	20.1
1.419000	42.91	---	56.00	13.09	N	OFF	20.1
1.641795	---	30.92	46.00	15.08	N	OFF	20.1
1.641795	43.60	---	56.00	12.40	N	OFF	20.1
1.869000	---	32.53	46.00	13.47	N	OFF	20.1
1.869000	44.14	---	56.00	11.86	N	OFF	20.1
2.107365	---	33.57	46.00	12.43	N	OFF	20.1
2.107365	44.95	---	56.00	11.05	N	OFF	20.1
2.314905	---	33.71	46.00	12.29	N	OFF	20.1
2.314905	45.51	---	56.00	10.49	N	OFF	20.1
2.782500	---	34.33	46.00	11.67	N	OFF	20.1
2.782500	45.12	---	56.00	10.88	N	OFF	20.1
3.096060	---	33.23	46.00	12.77	N	OFF	20.1
3.096060	43.97	---	56.00	12.03	N	OFF	20.1
3.441885	---	30.28	46.00	15.72	N	OFF	20.1
3.441885	40.56	---	56.00	15.44	N	OFF	20.1
3.842430	---	31.41	46.00	14.59	N	OFF	20.1
3.842430	41.08	---	56.00	14.92	N	OFF	20.1
4.143345	---	32.62	46.00	13.38	N	OFF	20.2
4.143345	41.89	---	56.00	14.11	N	OFF	20.2
4.526970	---	32.74	46.00	13.26	N	OFF	20.2
4.526970	42.30	---	56.00	13.70	N	OFF	20.2
5.651250	---	31.62	50.00	18.38	N	OFF	20.2
5.651250	40.72	---	60.00	19.28	N	OFF	20.2
6.411750	---	33.12	50.00	16.88	N	OFF	20.3
6.411750	42.09	---	60.00	17.91	N	OFF	20.3
7.618965	---	35.80	50.00	14.20	N	OFF	20.3
7.618965	44.32	---	60.00	15.68	N	OFF	20.3
9.121785	---	37.82	50.00	12.18	N	OFF	20.4
9.121785	46.49	---	60.00	13.51	N	OFF	20.4
10.542930	---	38.42	50.00	11.58	N	OFF	20.4
10.542930	46.79	---	60.00	13.21	N	OFF	20.4
12.641235	---	38.65	50.00	11.35	N	OFF	20.6
12.641235	47.22	---	60.00	12.78	N	OFF	20.6
14.376075	---	37.32	50.00	12.68	N	OFF	20.7
14.376075	45.77	---	60.00	14.23	N	OFF	20.7
16.099800	---	31.28	50.00	18.72	N	OFF	20.7
16.099800	39.52	---	60.00	20.48	N	OFF	20.7
16.941750	---	23.63	50.00	26.37	N	OFF	20.8
16.941750	31.92	---	60.00	28.08	N	OFF	20.8

Appendix C. Radiated Spurious Emission Test Data

Test Engineer :	Ken Kuo、York Huang	**Temperature :**	21.5~25.2°C
		Relative Humidity :	57.7~62.8%

Note symbol

-L	**Low channel location**
-R	**High channel location**

C1.Radiated Spurious Emission Test Modes

Mode	Band (MHz)	Antenna	Modulation	Channel	Frequency	Data Rate	RU	Remark
Mode 12	2400-2483.5	6	802.11b	01	2412	1Mbps	-	-
Mode 13	2400-2483.5	6	802.11b	06	2437	1Mbps	-	-
Mode 14	2400-2483.5	6	802.11b	11	2462	1Mbps	-	-
Mode 15	2400-2483.5	6	802.11g	01	2412	6Mbps	-	-
Mode 16	2400-2483.5	6	802.11g	06	2437	6Mbps	-	-
Mode 17	2400-2483.5	6	802.11g	11	2462	6Mbps	-	-
Mode 18	2400-2483.5	6	802.11n HT20	01	2412	MCS0	-	-
Mode 19	2400-2483.5	6	802.11n HT20	06	2437	MCS0	-	-
Mode 20	2400-2483.5	6	802.11n HT20	11	2462	MCS0	-	-
Mode 21	2400-2483.5	6	802.11n HT40	03	2422	MCS0	-	-
Mode 22	2400-2483.5	6	802.11n HT40	06	2437	MCS0	-	-
Mode 23	2400-2483.5	6	802.11n HT40	09	2452	MCS0	-	-
Mode 24	2400-2483.5	6	802.11b	06	2437	1Mbps	-	LF
Mode 25	2400-2483.5	6	802.11b	06	2437	1Mbps	-	SHF
Mode 28	2400-2483.5	6	802.11n HT20	02	2417	MCS0	-	-
Mode 29	2400-2483.5	6	802.11n HT20	10	2457	MCS0	-	-
Mode 30	2400-2483.5	6	802.11n HT40	04	2427	MCS0	-	-
Mode 31	2400-2483.5	6	802.11n HT40	08	2447	MCS0	-	-

C2.Summary of each worse mode

Mode	Modulation	Ch.	Freq. (MHz)	Level (dBuV/m)	Limit (dBuV/m)	Margin (dB)	Pol.	Peak Avg.	Result	RU	Remark
12	802.11b	01	2387.48	43.51	54.00	-10.49	V	Avg.	Pass	-	Band Edge
12	802.11b	01	4824.00	48.65	54.00	-5.35	V	Avg.	Pass	-	Harmonic
13	802.11b	06	2483.68	42.76	54.00	-11.24	V	Avg.	Pass	-	Band Edge
13	802.11b	06	7311.00	50.92	54.00	-3.08	V	Avg.	Pass	-	Harmonic
14	802.11b	11	2483.51	45.20	54.00	-8.80	V	Avg.	Pass	-	Band Edge
14	802.11b	11	7386.00	46.73	54.00	-7.27	V	Avg.	Pass	-	Harmonic
15	802.11g	01	2389.95	49.84	54.00	-4.16	V	Avg.	Pass	-	Band Edge
15	802.11g	01	4824.00	36.81	54.00	-17.19	V	Avg.	Pass	-	Harmonic
16	802.11g	06	2483.56	44.71	54.00	-9.29	V	Avg.	Pass	-	Band Edge
16	802.11g	06	7311.00	44.95	54.00	-9.05	V	Avg.	Pass	-	Harmonic
17	802.11g	11	2483.51	49.86	54.00	-4.14	V	Avg.	Pass	-	Band Edge
17	802.11g	11	7386.00	40.79	54.00	-13.21	V	Avg.	Pass	-	Harmonic
18	802.11n HT20	01	2389.95	50.14	54.00	-3.86	V	Avg.	Pass	-	Band Edge
18	802.11n HT20	01	4824.00	36.26	54.00	-17.74	V	Avg.	Pass	-	Harmonic
19	802.11n HT20	06	2483.56	45.72	54.00	-8.28	V	Avg.	Pass	-	Band Edge
19	802.11n HT20	06	7311.00	43.53	54.00	-10.47	V	Avg.	Pass	-	Harmonic
20	802.11n HT20	11	2483.51	50.69	54.00	-3.31	V	Avg.	Pass	-	Band Edge
20	802.11n HT20	11	7386.00	40.31	54.00	-13.69	V	Avg.	Pass	-	Harmonic
21	802.11n HT40	03	2389.97	50.85	54.00	-3.15	V	Avg.	Pass	-	Band Edge
21	802.11n HT40	03	7266.00	40.01	54.00	-13.99	V	Avg.	Pass	-	Harmonic
22	802.11n HT40	06	2483.56	49.86	54.00	-4.14	V	Avg.	Pass	-	Band Edge
22	802.11n HT40	06	7311.00	40.48	54.00	-13.52	V	Avg.	Pass	-	Harmonic
23	802.11n HT40	09	2483.54	50.32	54.00	-3.68	V	Avg.	Pass	-	Band Edge
23	802.11n HT40	09	7356.00	40.24	54.00	-13.76	H	Avg.	Pass	-	Harmonic
24	LF	06	737.13	38.55	46.00	-7.45	H	Peak	Pass	-	LF
25	SHF	06	23836.98	39.39	74.00	-34.61	H	Peak	Pass	-	SHF
28	802.11n HT20	02	2389.93	47.85	54.00	-6.15	V	Avg.	Pass	-	Band Edge
28	802.11n HT20	02	-	-	-	-	-	-	-	-	Harmonic
29	802.11n HT20	10	2483.53	47.26	54.00	-6.74	V	Avg.	Pass	-	Band Edge
29	802.11n HT20	10	-	-	-	-	-	-	-	-	Harmonic

30	802.11n HT40	04	2389.56	49.85	54.00	-4.15	V	Avg.	Pass	-	Band Edge
30	802.11n HT40	04	-	-	-	-	-	-	-	-	Harmonic
31	802.11n HT40	08	2484.42	50.69	54.00	-3.31	V	Avg.	Pass	-	Band Edge
31	802.11n HT40	08	-	-	-	-	-	-	-	-	Harmonic

Mode	12	
	Band Edge	
	2400-2483.5_802.11b_CH01_2412MHz	
ANT	6	
Pol.	Horizontal	Fundamental
Peak	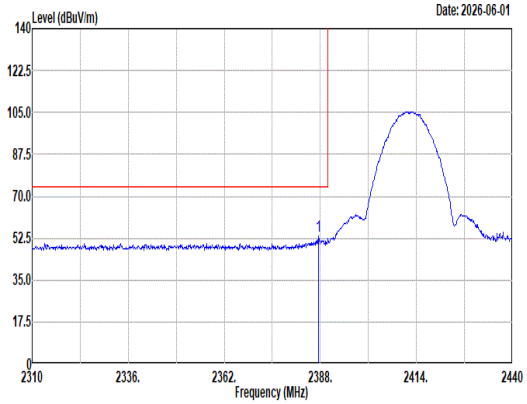 Site : 03CH22-HY Condition: PEAK_BE_74 3m 9120D_02038_250807 HORIZONTAL : RBW:1000.000kHz VBW:3000.000kHz SWT:Auto Freq Level Limit Line Margin Read Level Ant Factor Cable Loss Preamp Factor Aux Factor APos TPos Remark MHz dBuV/m dBuV/m dB dBuV dB/m dB dB dB cm deg 1 2387.48 53.39 74.00 -20.61 40.99 27.37 8.09 32.58 9.52 320 317 Peak	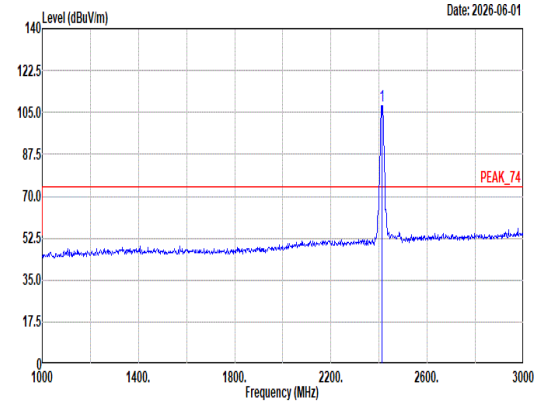 Site : 03CH22-HY Condition: PEAK_74 3m 9120D_02038_250807 HORIZONTAL : RBW:1000.000kHz VBW:3000.000kHz SWT:Auto Freq Level Limit Line Margin Read Level Ant Factor Cable Loss Preamp Factor Aux Factor APos TPos Remark MHz dBuV/m dBuV/m dB dBuV dB/m dB dB dB cm deg 1 2412.00 108.04 ------ ------ 95.56 27.40 8.14 32.59 9.53 320 317 Peak
Avg	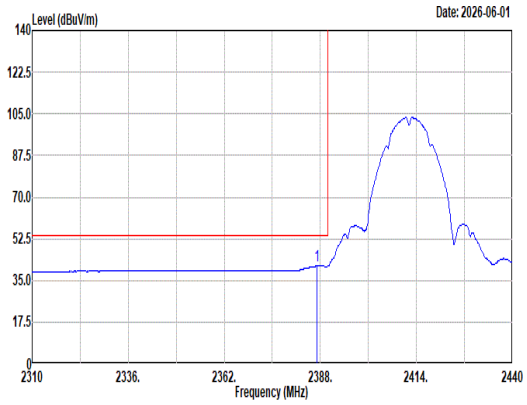 Site : 03CH22-HY Condition: AVG_BE_54 3m 9120D_02038_250807 HORIZONTAL : RBW:1000.000kHz VBW:0.010kHz SWT:Auto Freq Level Limit Line Margin Read Level Ant Factor Cable Loss Preamp Factor Aux Factor APos TPos Remark MHz dBuV/m dBuV/m dB dBuV dB/m dB dB dB cm deg 1 2387.09 41.38 54.00 -12.62 28.98 27.37 8.09 32.58 9.52 320 317 Average	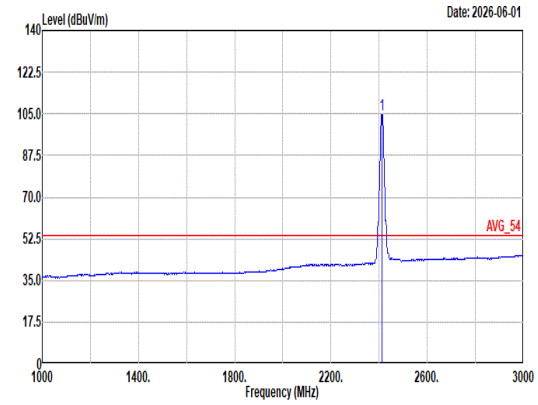 Site : 03CH22-HY Condition: AVG_54 3m 9120D_02038_250807 HORIZONTAL : RBW:1000.000kHz VBW:0.010kHz SWT:Auto Freq Level Limit Line Margin Read Level Ant Factor Cable Loss Preamp Factor Aux Factor APos TPos Remark MHz dBuV/m dBuV/m dB dBuV dB/m dB dB dB cm deg 1 2412.00 104.80 ------ ------ 92.33 27.40 8.13 32.59 9.53 320 317 Average

Mode	12	
	Band Edge	
	2400-2483.5_802.11b_CH01_2412MHz	
ANT	6	
Pol.	Vertical	Fundamental
Peak	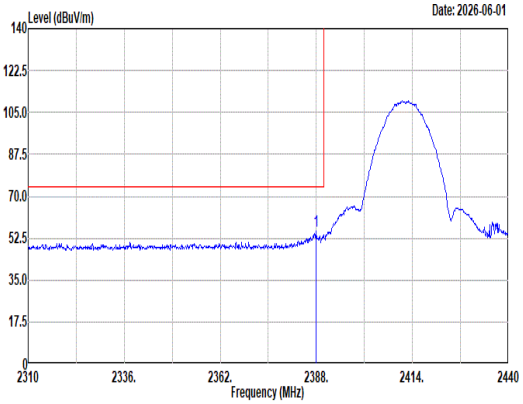 Site : 03CH22-HY Condition: PEAK_BE_74 3m 9120D_02038_250807 VERTICAL : RBW:1000.000kHz VBW:3000.000kHz SWT:Auto Freq Level Limit Line Margin Read Level Ant Factor Cable Loss Preamp Factor Aux Factor APos TPos Remark MHz dBuV/m dBuV/m dB dBuV dB/m dB dB dB cm deg 1 2388.00 55.62 74.00 -18.38 43.19 27.38 8.10 32.58 9.53 168 273 Peak	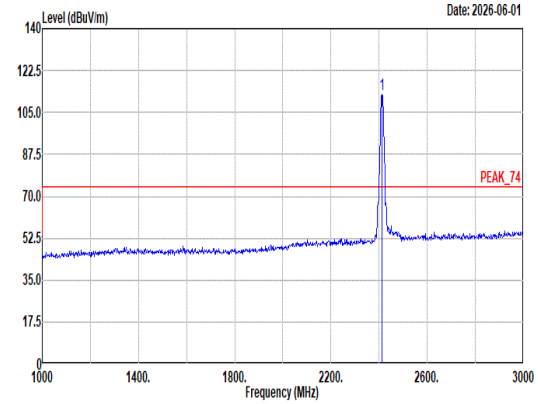 Site : 03CH22-HY Condition: PEAK_74 3m 9120D_02038_250807 VERTICAL : RBW:1000.000kHz VBW:3000.000kHz SWT:Auto Freq Level Limit Line Margin Read Level Ant Factor Cable Loss Preamp Factor Aux Factor APos TPos Remark MHz dBuV/m dBuV/m dB dBuV dB/m dB dB dB cm deg 1 2412.00 112.48 ------ ------ 100.00 27.40 8.14 32.59 9.53 168 273 Peak
Avg	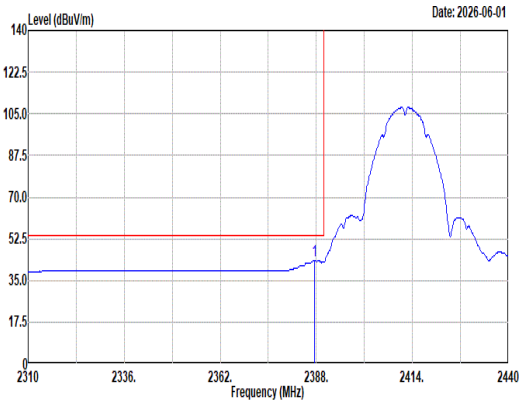 Site : 03CH22-HY Condition: AVG_BE_54 3m 9120D_02038_250807 VERTICAL : RBW:1000.000kHz VBW:0.010kHz SWT:Auto Freq Level Limit Line Margin Read Level Ant Factor Cable Loss Preamp Factor Aux Factor APos TPos Remark MHz dBuV/m dBuV/m dB dBuV dB/m dB dB dB cm deg 1 2387.48 43.51 54.00 -10.49 31.11 27.37 8.09 32.58 9.52 168 273 Average	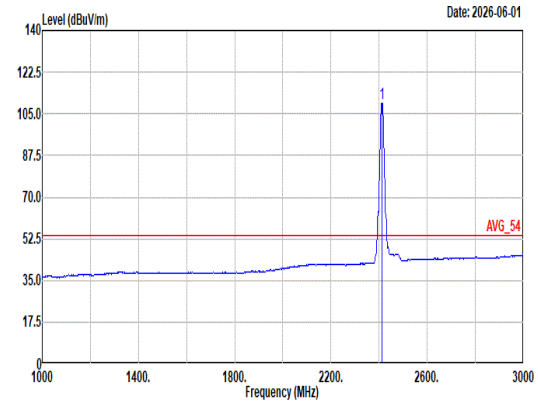 Site : 03CH22-HY Condition: AVG_54 3m 9120D_02038_250807 VERTICAL : RBW:1000.000kHz VBW:0.010kHz SWT:Auto Freq Level Limit Line Margin Read Level Ant Factor Cable Loss Preamp Factor Aux Factor APos TPos Remark MHz dBuV/m dBuV/m dB dBuV dB/m dB dB dB cm deg 1 2412.00 109.39 ------ ------ 96.92 27.40 8.13 32.59 9.53 168 273 Average

Mode	12	
	Harmonic	
	2400-2483.5_802.11b_CH01_2412MHz	
ANT	6	
Pol.	Horizontal	Vertical
Peak Avg	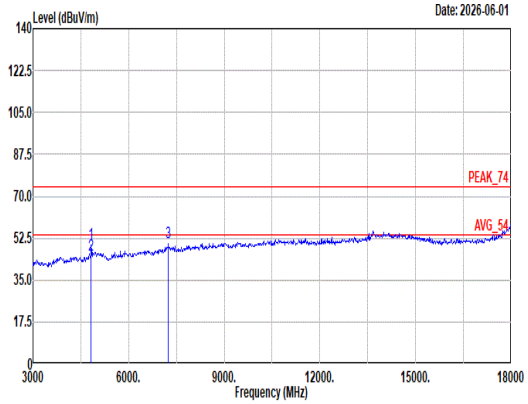 Site : 03CH22-HY Condition: PEAK_74 3m 9120D_02038_250807 HORIZONTAL Freq Level Limit Line Margin Read Level Ant Factor Cable Loss Preamp Factor Aux Factor APos TPos Remark MHz dBuV/m dBuV/m dB dBuV dB/m dB dB dB cm deg 1 4824.00 50.14 74.00 -23.86 38.22 32.44 11.63 33.55 1.40 249 241 Peak 2 4824.00 45.44 54.00 -8.56 33.52 32.44 11.63 33.55 1.40 249 241 Average 3 7236.00 50.96 74.00 -23.04 35.20 36.67 14.01 35.98 1.06 398 295 Peak	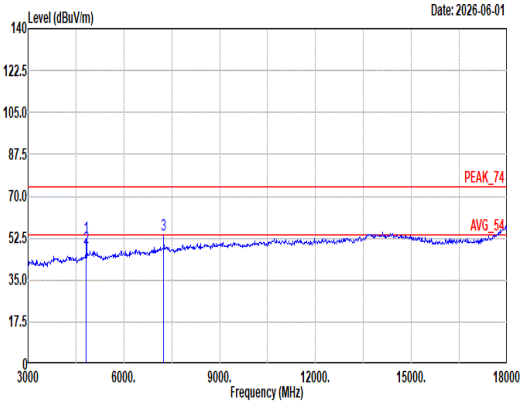 Site : 03CH22-HY Condition: PEAK_74 3m 9120D_02038_250807 VERTICAL Freq Level Limit Line Margin Read Level Ant Factor Cable Loss Preamp Factor Aux Factor APos TPos Remark MHz dBuV/m dBuV/m dB dBuV dB/m dB dB dB cm deg 1 4824.00 52.92 74.00 -21.08 41.00 32.44 11.63 33.55 1.40 216 0 Peak 2 4824.00 48.65 54.00 -5.35 36.73 32.44 11.63 33.55 1.40 216 0 Average 3 7236.00 53.95 74.00 -20.05 38.19 36.67 14.01 35.98 1.06 100 351 Peak

Mode	12	
	Harmonic	
	2400-2483.5_802.11b_CH01_2412MHz	
ANT	6	
Pol.	Horizontal	Vertical
10.6G ~18G Avg	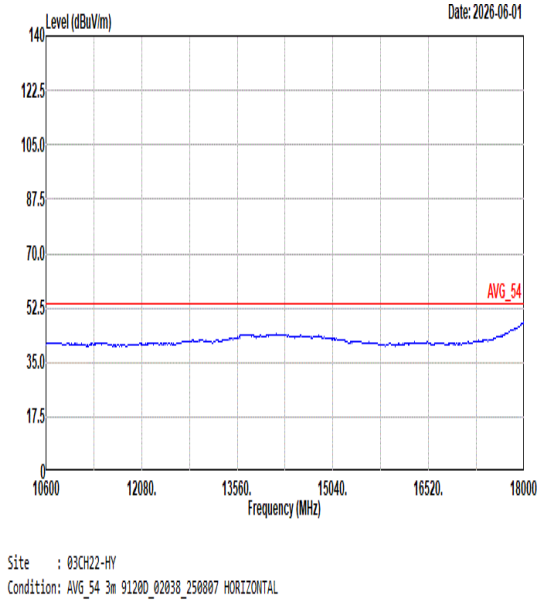	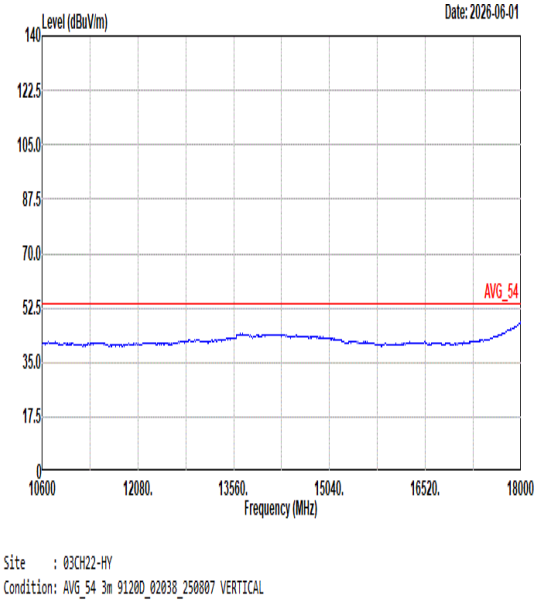

Mode	13	
	Band Edge - L	
	2400-2483.5_802.11b_CH06_2437MHz	
ANT	6	
Pol.	Horizontal	Fundamental
Peak	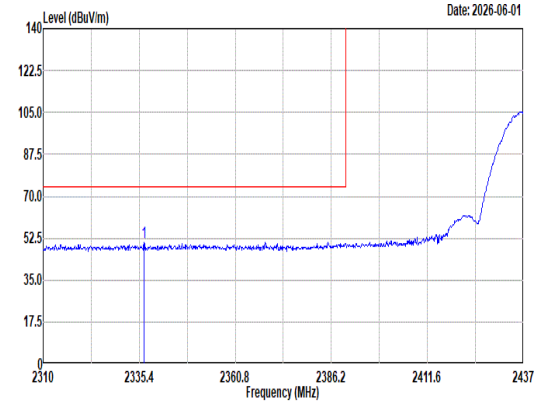 Site : 03CH22-HY Condition: PEAK_BE_74 3m 9120D_02038_250807 HORIZONTAL : RBW:1000.000kHz VBW:3000.000kHz SWT:Auto Freq Level Limit Line Margin Read Level Ant Factor Cable Loss Preamp Factor Aux Factor APos TPos Remark MHz dBuV/m dBuV/m dB dBuV dB/m dB dB dB cm deg 1 2336.67 50.91 74.00 -23.09 38.62 27.30 8.03 32.54 9.50 108 226 Peak	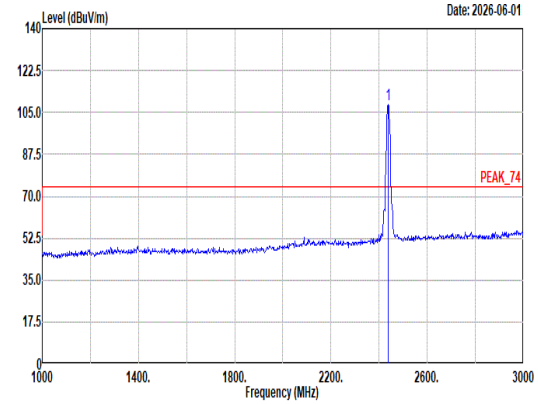 Site : 03CH22-HY Condition: PEAK_74 3m 9120D_02038_250807 HORIZONTAL : RBW:1000.000kHz VBW:3000.000kHz SWT:Auto Freq Level Limit Line Margin Read Level Ant Factor Cable Loss Preamp Factor Aux Factor APos TPos Remark MHz dBuV/m dBuV/m dB dBuV dB/m dB dB dB cm deg 1 2437.00 108.15 ------ ------ 95.46 27.58 8.19 32.61 9.53 108 226 Peak
Avg	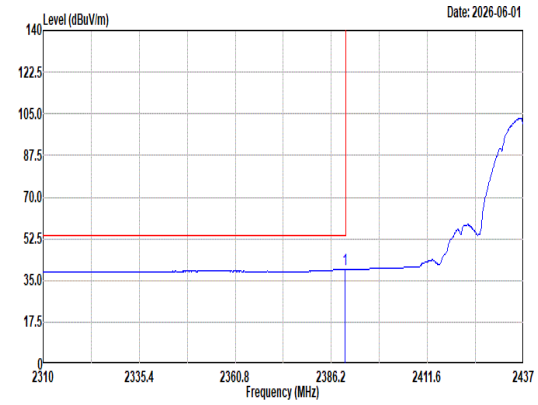 Site : 03CH22-HY Condition: AVG_BE_54 3m 9120D_02038_250807 HORIZONTAL : RBW:1000.000kHz VBW:0.010kHz SWT:Auto Freq Level Limit Line Margin Read Level Ant Factor Cable Loss Preamp Factor Aux Factor APos TPos Remark MHz dBuV/m dBuV/m dB dBuV dB/m dB dB dB cm deg 1 2389.88 39.72 54.00 -14.28 27.27 27.40 8.10 32.58 9.53 108 226 Average	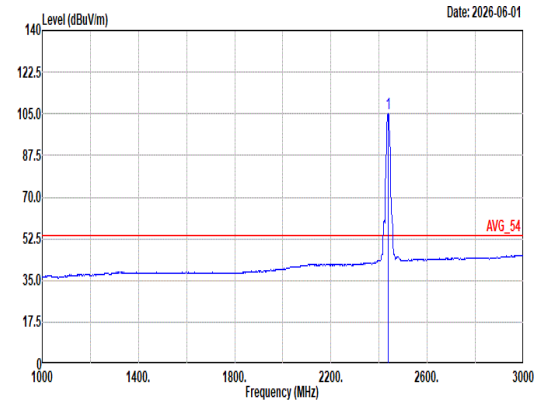 Site : 03CH22-HY Condition: AVG_54 3m 9120D_02038_250807 HORIZONTAL : RBW:1000.000kHz VBW:0.010kHz SWT:Auto Freq Level Limit Line Margin Read Level Ant Factor Cable Loss Preamp Factor Aux Factor APos TPos Remark MHz dBuV/m dBuV/m dB dBuV dB/m dB dB dB cm deg 1 2437.00 105.14 ------ ------ 92.45 27.58 8.19 32.61 9.53 108 226 Average

Mode	13	
	Band Edge - R	
	2400-2483.5_802.11b_CH06_2437MHz	
ANT	6	
Pol.	Horizontal	Fundamental
Peak	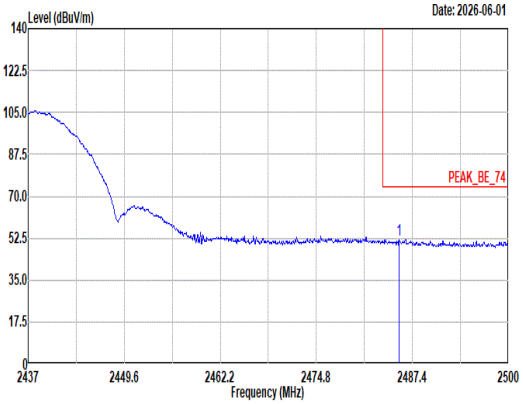 Site : 03CH22-HY Condition: PEAK_BE_74 3m 9120D_02038_250807 HORIZONTAL : RBW:1000.000kHz VBW:3000.000kHz SWT:Auto Limit Read Ant Cable Preamp Aux APos TPos Freq Level Line Margin Level Factor Loss Factor Factor Remark MHz dBuV/m dBuV/m dB dBuV dB/m dB dB dB cm deg 1 2485.70 51.92 74.00 -22.08 38.87 27.86 8.29 32.64 9.54 108 226 Peak	Blank
Avg	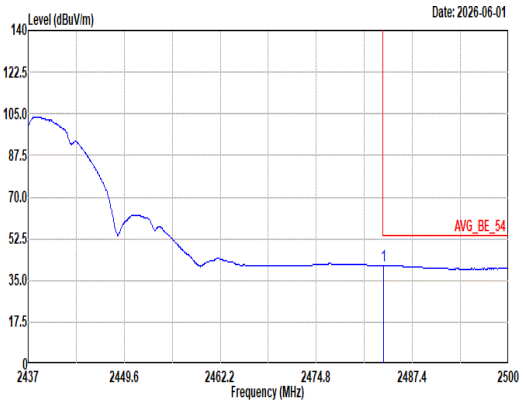 Site : 03CH22-HY Condition: AVG_BE_54 3m 9120D_02038_250807 HORIZONTAL : RBW:1000.000kHz VBW:0.010kHz SWT:Auto Limit Read Ant Cable Preamp Aux APos TPos Freq Level Line Margin Level Factor Loss Factor Factor Remark MHz dBuV/m dBuV/m dB dBuV dB/m dB dB dB cm deg 1 2483.62 41.36 54.00 -12.64 28.33 27.84 8.29 32.64 9.54 108 226 Average	Blank

Mode	13	
	Band Edge - L	
	2400-2483.5_802.11b_CH06_2437MHz	
ANT	6	
Pol.	Vertical	Fundamental
Peak	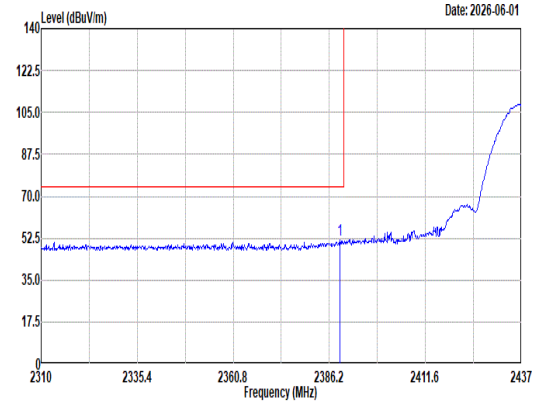 Site : 03CH22-HY Condition: PEAK_BE_74 3m 9120D_02038_250807 VERTICAL : RBW:1000.000kHz VBW:3000.000kHz SWT:Auto Freq Level Limit Line Margin Read Level Ant Factor Cable Loss Preamp Factor Aux Factor APos TPos Remark MHz dBuV/m dBuV/m dB dBuV dB/m dB dB dB cm deg 1 2388.99 51.52 74.00 -22.48 39.08 27.39 8.10 32.58 9.53 159 292 Peak	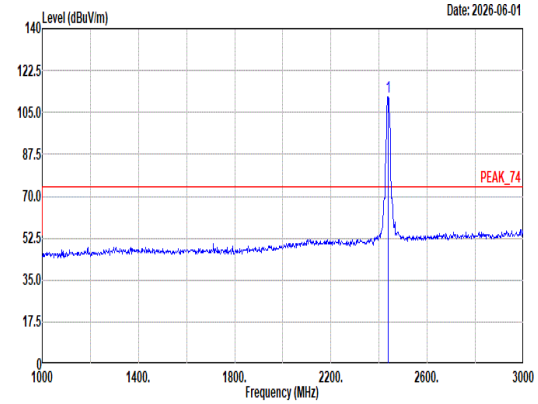 Site : 03CH22-HY Condition: PEAK_74 3m 9120D_02038_250807 VERTICAL : RBW:1000.000kHz VBW:3000.000kHz SWT:Auto Freq Level Limit Line Margin Read Level Ant Factor Cable Loss Preamp Factor Aux Factor APos TPos Remark MHz dBuV/m dBuV/m dB dBuV dB/m dB dB dB cm deg 1 2437.00 111.26 ------ ------ 98.59 27.56 8.19 32.61 9.53 159 292 Peak
Avg	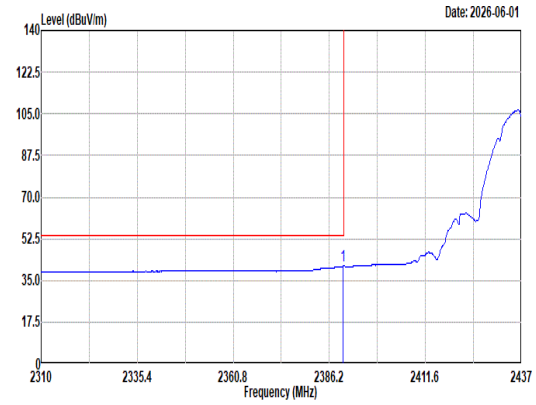 Site : 03CH22-HY Condition: AVG_BE_54 3m 9120D_02038_250807 VERTICAL : RBW:1000.000kHz VBW:0.010kHz SWT:Auto Freq Level Limit Line Margin Read Level Ant Factor Cable Loss Preamp Factor Aux Factor APos TPos Remark MHz dBuV/m dBuV/m dB dBuV dB/m dB dB dB cm deg 1 2389.88 41.05 54.00 -12.95 28.60 27.40 8.10 32.58 9.53 159 292 Average	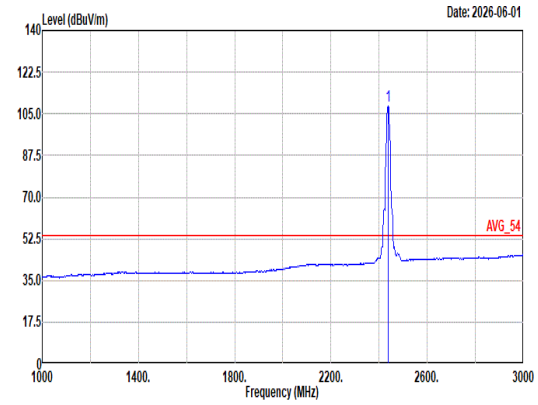 Site : 03CH22-HY Condition: AVG_54 3m 9120D_02038_250807 VERTICAL : RBW:1000.000kHz VBW:0.010kHz SWT:Auto Freq Level Limit Line Margin Read Level Ant Factor Cable Loss Preamp Factor Aux Factor APos TPos Remark MHz dBuV/m dBuV/m dB dBuV dB/m dB dB dB cm deg 1 2437.00 108.16 ------ ------ 95.47 27.58 8.19 32.61 9.53 159 292 Average

Mode	13	
	Band Edge - R	
	2400-2483.5_802.11b_CH06_2437MHz	
ANT	6	
Pol.	Vertical	Fundamental
Peak	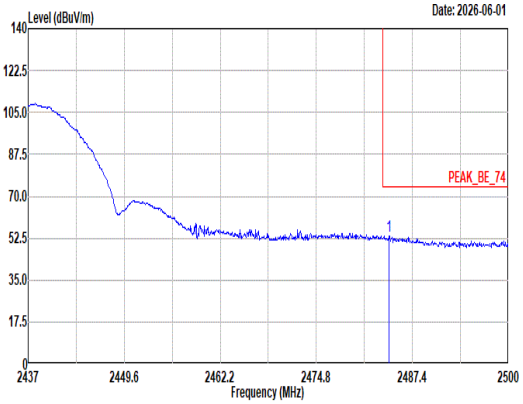 Site : 03CH22-HY Condition: PEAK_BE_74 3m 9120D_02038_250807 VERTICAL : RBW:1000.000kHz VBW:3000.000kHz SWT:Auto Limit Read Ant Cable Preamp Aux APos TPos Freq Level Line Margin Level Factor Loss Factor Factor Remark MHz dBuV/m dBuV/m dB dBuV dB/m dB dB dB cm deg 1 2484.38 53.47 74.00 -20.53 40.44 27.84 8.29 32.64 9.54 159 292 Peak	Blank
Avg	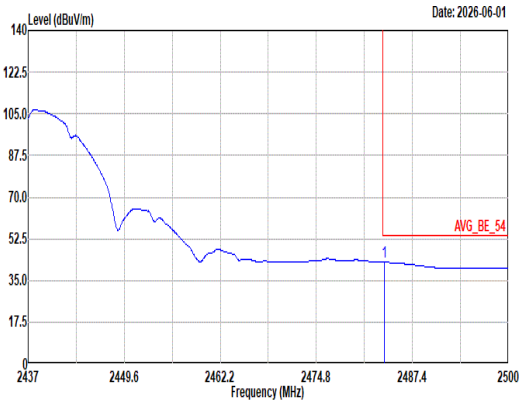 Site : 03CH22-HY Condition: AVG_BE_54 3m 9120D_02038_250807 VERTICAL : RBW:1000.000kHz VBW:0.010kHz SWT:Auto Limit Read Ant Cable Preamp Aux APos TPos Freq Level Line Margin Level Factor Loss Factor Factor Remark MHz dBuV/m dBuV/m dB dBuV dB/m dB dB dB cm deg 1 2483.68 42.76 54.00 -11.24 29.73 27.84 8.29 32.64 9.54 159 292 Average	Blank

Mode	13	
	Harmonic	
	2400-2483.5_802.11b_CH06_2437MHz	
ANT	6	
Pol.	Horizontal	Vertical
Peak Avg	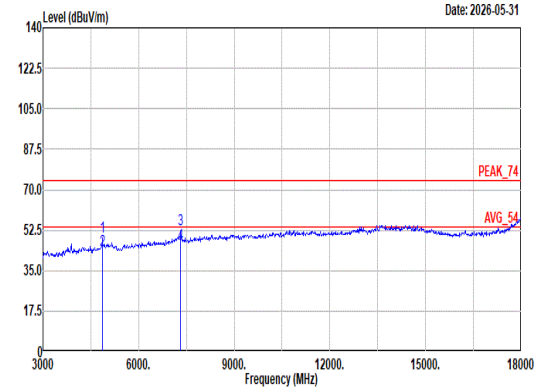 Site : 03CH22-HY Condition: PEAK_74 3m 9120D_02038_250807 HORIZONTAL Freq Level Limit Line Margin Read Level Ant Factor Cable Loss Preamp Factor Aux Factor APos TPos Remark MHz dBuV/m dBuV/m dB dBuV dB/m dB dB dB cm deg 1 4874.00 49.51 74.00 -24.49 37.51 32.60 11.66 33.55 1.29 400 321 Peak 2 4874.00 44.04 54.00 -9.96 32.04 32.60 11.66 33.55 1.29 400 321 Average 3 7311.00 52.68 74.00 -21.32 36.88 36.68 14.07 36.03 1.08 207 286 Peak 4 7311.00 46.61 54.00 -7.39 30.81 36.68 14.07 36.03 1.08 207 286 Average	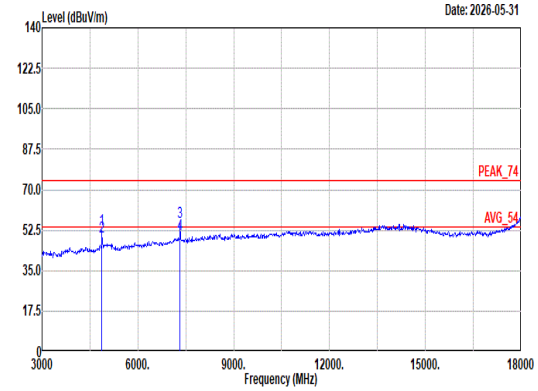 Site : 03CH22-HY Condition: PEAK_74 3m 9120D_02038_250807 VERTICAL Freq Level Limit Line Margin Read Level Ant Factor Cable Loss Preamp Factor Aux Factor APos TPos Remark MHz dBuV/m dBuV/m dB dBuV dB/m dB dB dB cm deg 1 4874.00 52.70 74.00 -21.30 40.70 32.60 11.66 33.55 1.29 192 359 Peak 2 4874.00 49.62 54.00 -4.38 37.62 32.60 11.66 33.55 1.29 192 359 Average 3 7311.00 56.19 74.00 -17.81 40.39 36.68 14.07 36.03 1.08 211 3 Peak 4 7311.00 50.92 54.00 -3.08 35.12 36.68 14.07 36.03 1.08 211 3 Average

Mode	13	
	Harmonic	
	2400-2483.5_802.11b_CH06_2437MHz	
ANT	6	
Pol.	Horizontal	Vertical
10.6G ~18G Avg	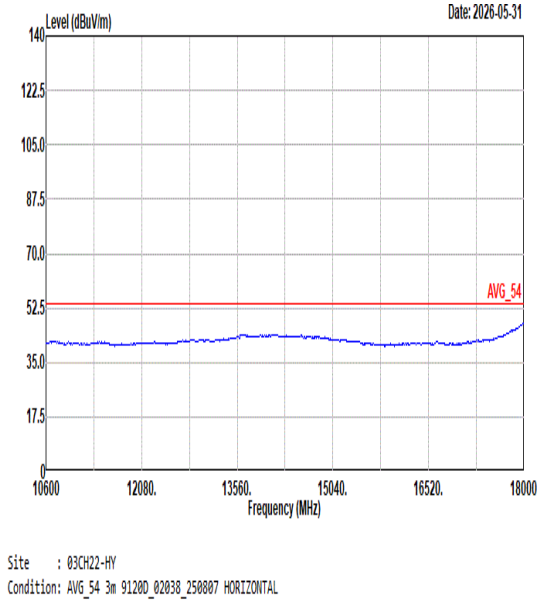	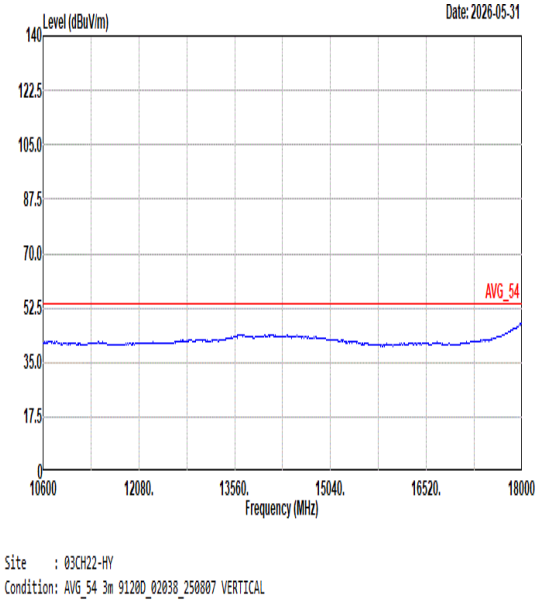

Mode	14	
	Band Edge	
	2400-2483.5_802.11b_CH11_2462MHz	
ANT	6	
Pol.	Horizontal	Fundamental
Peak	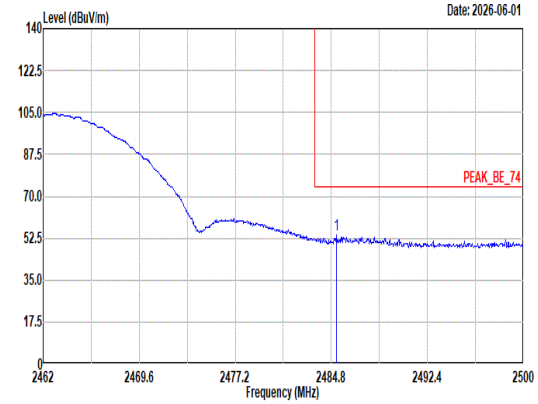 Site : 03CH22-HY Condition: PEAK_BE_74 3m 9120D_02038_250807 HORIZONTAL : RBW:1000.000kHz VBW:3000.000kHz SWT:Auto Freq Level Limit Line Margin Read Level Ant Factor Cable Loss Preamp Factor Aux Factor APos TPos Remark MHz dBuV/m dBuV/m dB dBuV dB/m dB dB dB cm deg 1 2485.18 53.71 74.00 -20.29 40.67 27.85 8.29 32.64 9.54 306 310 Peak	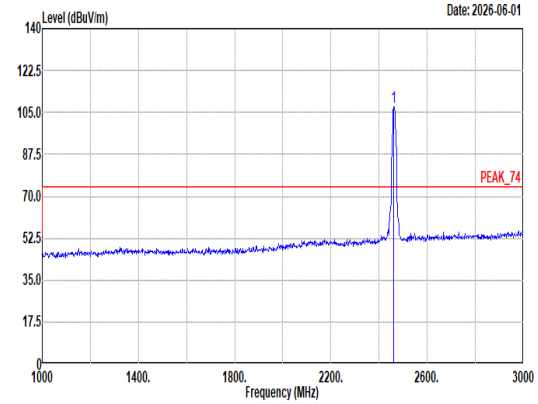 Site : 03CH22-HY Condition: PEAK_74 3m 9120D_02038_250807 HORIZONTAL : RBW:1000.000kHz VBW:3000.000kHz SWT:Auto Freq Level Limit Line Margin Read Level Ant Factor Cable Loss Preamp Factor Aux Factor APos TPos Remark MHz dBuV/m dBuV/m dB dBuV dB/m dB dB dB cm deg 1 2462.00 107.48 ------ ------ 94.78 27.54 8.24 32.62 9.54 306 310 Peak
Avg	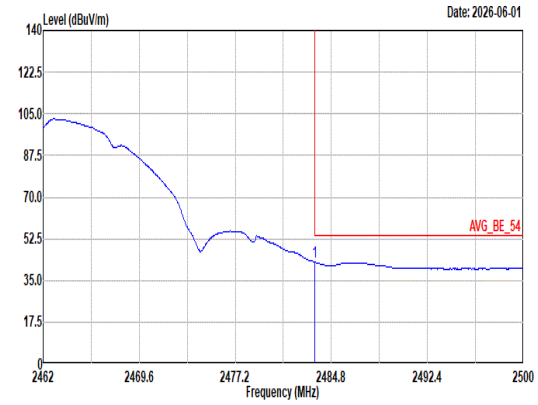 Site : 03CH22-HY Condition: AVG_BE_54 3m 9120D_02038_250807 HORIZONTAL : RBW:1000.000kHz VBW:0.010kHz SWT:Auto Freq Level Limit Line Margin Read Level Ant Factor Cable Loss Preamp Factor Aux Factor APos TPos Remark MHz dBuV/m dBuV/m dB dBuV dB/m dB dB dB cm deg 1 2483.51 42.69 54.00 -11.31 29.66 27.84 8.29 32.64 9.54 306 310 Average	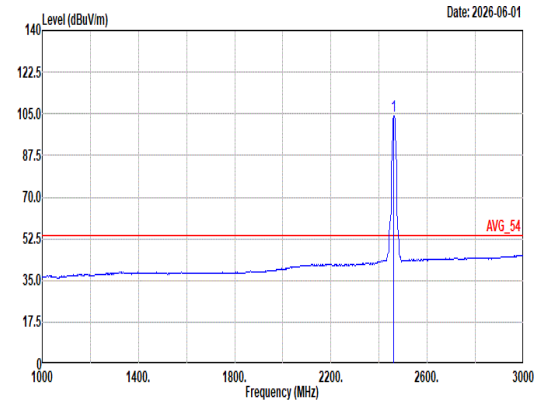 Site : 03CH22-HY Condition: AVG_54 3m 9120D_02038_250807 HORIZONTAL : RBW:1000.000kHz VBW:0.010kHz SWT:Auto Freq Level Limit Line Margin Read Level Ant Factor Cable Loss Preamp Factor Aux Factor APos TPos Remark MHz dBuV/m dBuV/m dB dBuV dB/m dB dB dB cm deg 1 2462.00 104.28 ------ ------ 91.58 27.54 8.24 32.62 9.54 306 310 Average

Mode	14	
	Band Edge	
	2400-2483.5_802.11b_CH11_2462MHz	
ANT	6	
Pol.	Vertical	Fundamental
Peak	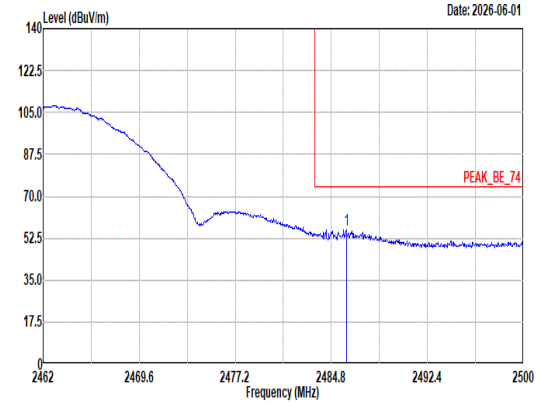 Site : 03CH22-HY Condition: PEAK_BE_74 3m 9120D_02038_250807 VERTICAL : RBW:1000.000kHz VBW:3000.000kHz SWT:Auto Freq Level Limit Line Margin Read Level Ant Factor Cable Loss Preamp Factor Aux Factor APos TPos Remark MHz dBuV/m dBuV/m dB dBuV dB/m dB dB dB cm deg 1 2485.98 56.20 74.00 -17.80 43.15 27.86 8.29 32.64 9.54 158 273 Peak	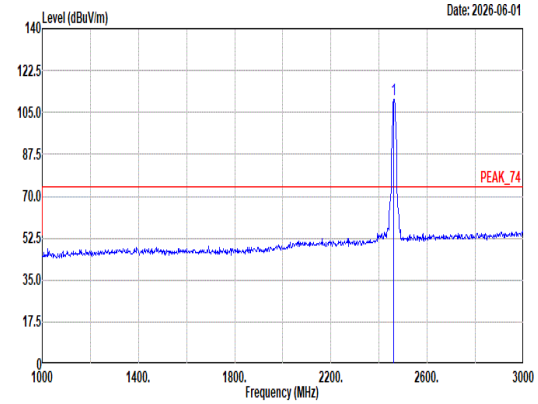 Site : 03CH22-HY Condition: PEAK_74 3m 9120D_02038_250807 VERTICAL : RBW:1000.000kHz VBW:3000.000kHz SWT:Auto Freq Level Limit Line Margin Read Level Ant Factor Cable Loss Preamp Factor Aux Factor APos TPos Remark MHz dBuV/m dBuV/m dB dBuV dB/m dB dB dB cm deg 1 2462.00 110.63 ------ ------ 97.93 27.54 8.24 32.62 9.54 158 273 Peak
Avg	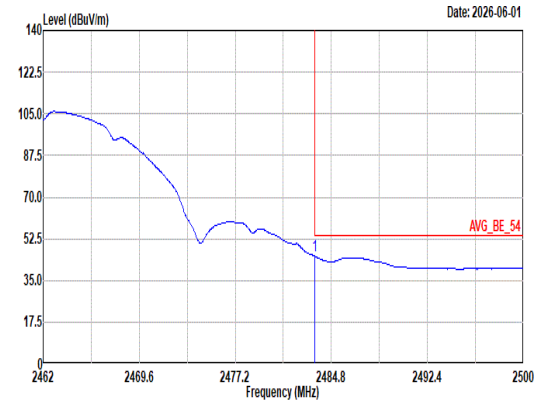 Site : 03CH22-HY Condition: AVG_BE_54 3m 9120D_02038_250807 VERTICAL : RBW:1000.000kHz VBW:0.010kHz SWT:Auto Freq Level Limit Line Margin Read Level Ant Factor Cable Loss Preamp Factor Aux Factor APos TPos Remark MHz dBuV/m dBuV/m dB dBuV dB/m dB dB dB cm deg 1 2483.51 45.20 54.00 -8.80 32.17 27.84 8.29 32.64 9.54 158 273 Average	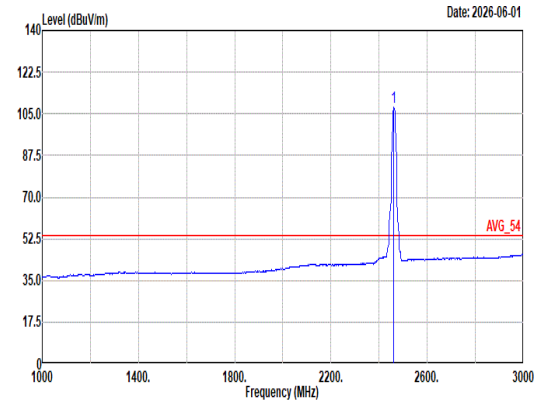 Site : 03CH22-HY Condition: AVG_54 3m 9120D_02038_250807 VERTICAL : RBW:1000.000kHz VBW:0.010kHz SWT:Auto Freq Level Limit Line Margin Read Level Ant Factor Cable Loss Preamp Factor Aux Factor APos TPos Remark MHz dBuV/m dBuV/m dB dBuV dB/m dB dB dB cm deg 1 2462.00 107.52 ------ ------ 94.82 27.54 8.24 32.62 9.54 158 273 Average

Mode	14	
	Harmonic	
	2400-2483.5_802.11b_CH11_2462MHz	
ANT	6	
Pol.	Horizontal	Vertical
Peak Avg	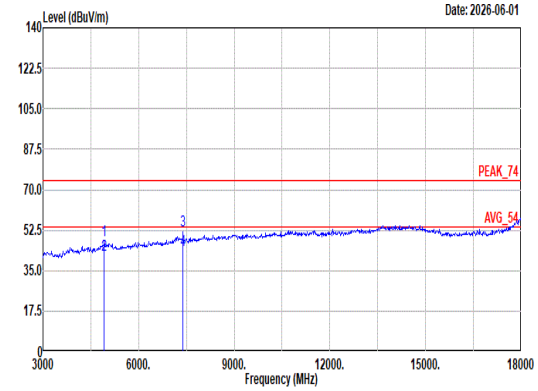 Site : 03CH22-HY Condition: PEAK_74 3m 9120D_02038_250807 HORIZONTAL 1 4924.00 47.84 74.00 -26.16 35.73 32.79 11.69 33.54 1.17 233 297 Peak 2 4924.00 41.73 54.00 -12.27 29.62 32.79 11.69 33.54 1.17 233 297 Average 3 7386.00 52.06 74.00 -21.94 36.53 36.38 14.14 36.09 1.10 211 287 Peak 4 7386.00 43.99 54.00 -10.01 28.46 36.38 14.14 36.09 1.10 211 287 Average	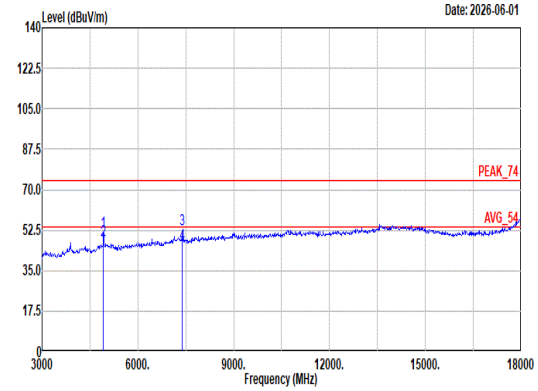 Site : 03CH22-HY Condition: PEAK_74 3m 9120D_02038_250807 VERTICAL 1 4924.00 51.54 74.00 -22.46 39.43 32.79 11.69 33.54 1.17 177 0 Peak 2 4924.00 47.83 74.00 -26.17 35.72 32.79 11.69 33.54 1.17 177 0 Peak 3 7386.00 52.84 74.00 -21.16 37.31 36.38 14.14 36.09 1.10 215 3 Peak 4 7386.00 46.73 54.00 -7.27 31.20 36.38 14.14 36.09 1.10 215 3 Average

	Freq	Level	Limit Line	Margin	Read Level	Ant Factor	Cable Loss	Preamp Factor	Aux Factor	APos	TPos	Remark
	MHz	dBuV/m	dBuV/m	dB	dBuV	dB/m	dB	dB	dB	cm	deg	
1	4924.00	47.84	74.00	-26.16	35.73	32.79	11.69	33.54	1.17	233	297	Peak
2	4924.00	41.73	54.00	-12.27	29.62	32.79	11.69	33.54	1.17	233	297	Average
3	7386.00	52.06	74.00	-21.94	36.53	36.38	14.14	36.09	1.10	211	287	Peak
4	7386.00	43.99	54.00	-10.01	28.46	36.38	14.14	36.09	1.10	211	287	Average

	Freq	Level	Limit Line	Margin	Read Level	Ant Factor	Cable Loss	Preamp Factor	Aux Factor	APos	TPos	Remark
	MHz	dBuV/m	dBuV/m	dB	dBuV	dB/m	dB	dB	dB	cm	deg	
1	4924.00	51.54	74.00	-22.46	39.43	32.79	11.69	33.54	1.17	177	0	Peak
2	4924.00	47.83	74.00	-26.17	35.72	32.79	11.69	33.54	1.17	177	0	Peak
3	7386.00	52.84	74.00	-21.16	37.31	36.38	14.14	36.09	1.10	215	3	Peak
4	7386.00	46.73	54.00	-7.27	31.20	36.38	14.14	36.09	1.10	215	3	Average

Mode	14	
	Harmonic	
	2400-2483.5_802.11b_CH11_2462MHz	
ANT	6	
Pol.	Horizontal	Vertical
10.6G ~18G Avg	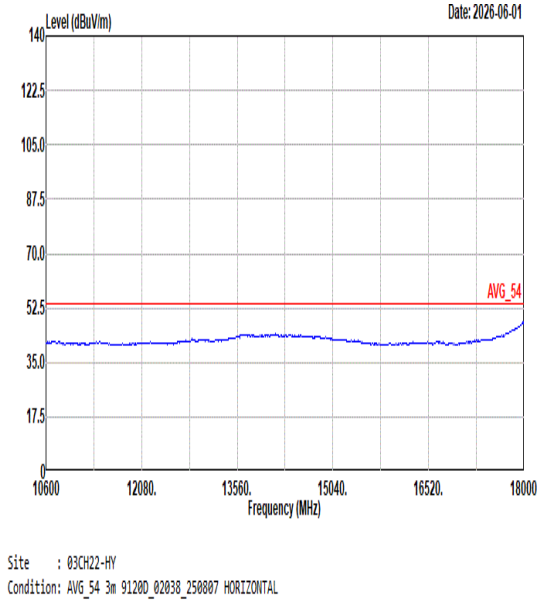	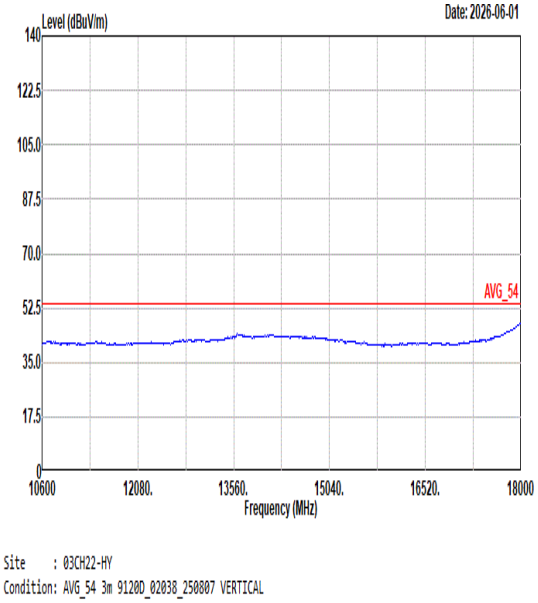

Mode	15	
	Band Edge	
	2400-2483.5_802.11g_CH01_2412MHz	
ANT	6	
Pol.	Horizontal	Fundamental
Peak	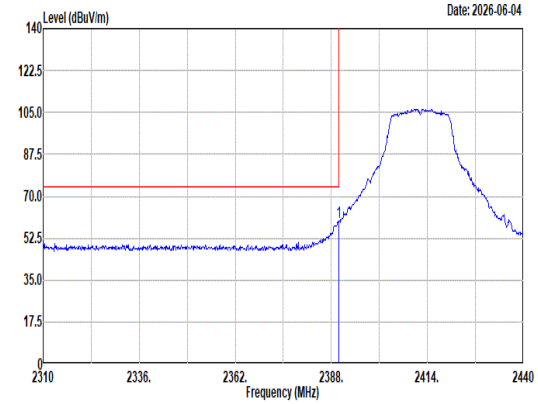 Site : 03CH22-HY Condition: PEAK_BE_74 3m DRH18-E_LE2C04A18EN_260520 HORIZONTAL : RBW:1000.000kHz VBW:3000.000kHz SWT:Auto Freq Level Limit Line Margin Read Level Ant Factor Cable Loss Preamp Factor Aux Factor APos TPos Remark 1 2389.95 59.37 74.00 -14.63 47.42 26.90 8.10 32.58 9.53 363 314 Peak	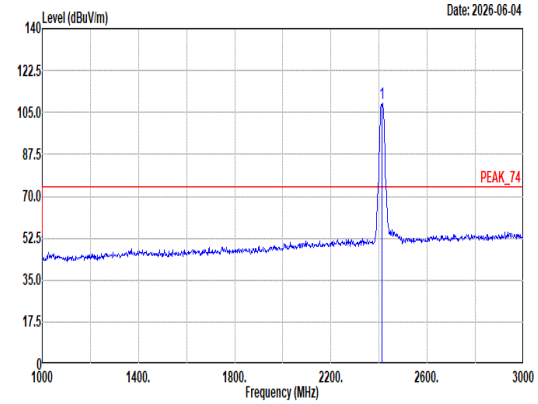 Site : 03CH22-HY Condition: PEAK_74 3m DRH18-E_LE2C04A18EN_260520 HORIZONTAL : RBW:1000.000kHz VBW:3000.000kHz SWT:Auto Freq Level Limit Line Margin Read Level Ant Factor Cable Loss Preamp Factor Aux Factor APos TPos Remark 1 2412.00 108.61 ------ ------ 96.63 26.90 8.14 32.59 9.53 363 314 Peak
Avg	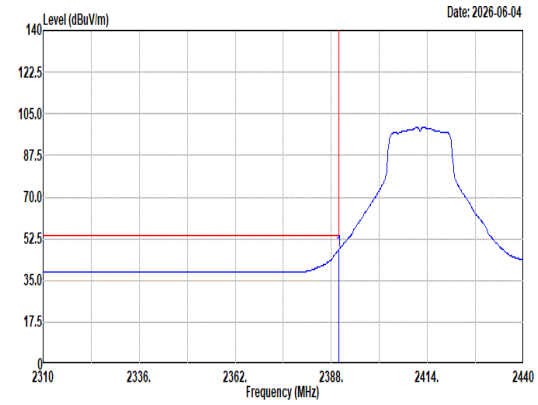 Site : 03CH22-HY Condition: AVG_BE_54 3m DRH18-E_LE2C04A18EN_260520 HORIZONTAL : RBW:1000.000kHz VBW:0.010kHz SWT:Auto Freq Level Limit Line Margin Read Level Ant Factor Cable Loss Preamp Factor Aux Factor APos TPos Remark 1 2389.95 47.70 54.00 -6.30 35.75 26.90 8.10 32.58 9.53 363 314 Average	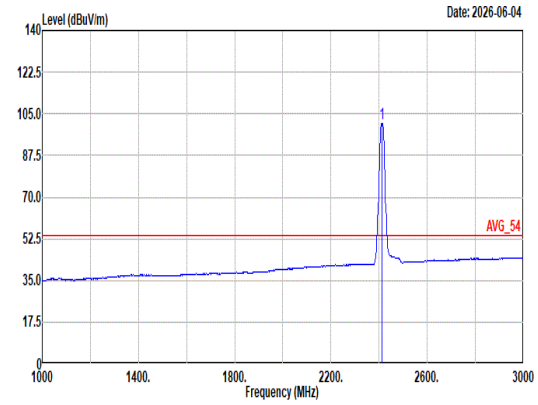 Site : 03CH22-HY Condition: AVG_54 3m DRH18-E_LE2C04A18EN_260520 HORIZONTAL : RBW:1000.000kHz VBW:0.010kHz SWT:Auto Freq Level Limit Line Margin Read Level Ant Factor Cable Loss Preamp Factor Aux Factor APos TPos Remark 1 2412.00 101.03 ------ ------ 89.05 26.90 8.14 32.59 9.53 363 314 Average

Mode	15	
	Band Edge	
	2400-2483.5_802.11g_CH01_2412MHz	
ANT	6	
Pol.	Vertical	Fundamental
Peak	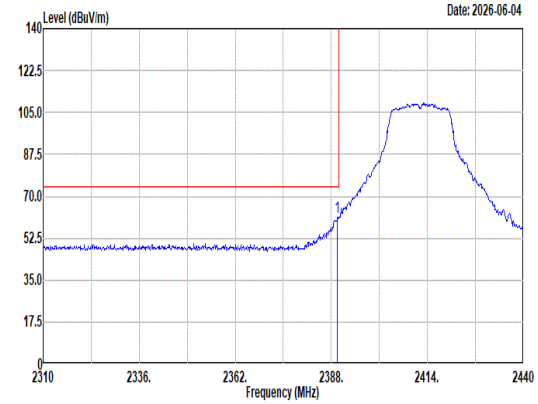 Site : 03CH22-HY Condition: PEAK_BE_74 3m DRH18-E_LE2C04A18EN_260520 VERTICAL : RBW:1000.000kHz VBW:3000.000kHz SWT:Auto 1 2389.69 61.23 74.00 -12.77 49.28 26.90 8.10 32.58 9.53 171 272 Peak	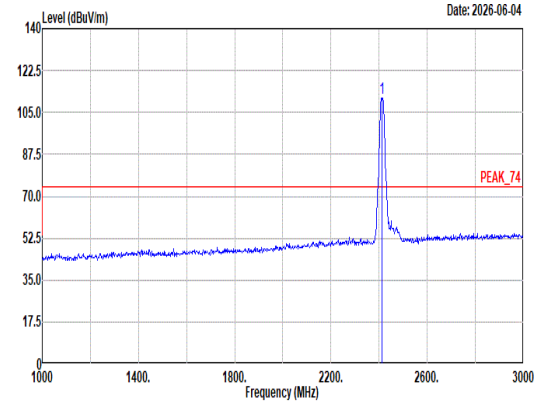 Site : 03CH22-HY Condition: PEAK_74 3m DRH18-E_LE2C04A18EN_260520 VERTICAL : RBW:1000.000kHz VBW:3000.000kHz SWT:Auto 1 2412.00 111.09 ------ ------ 99.11 26.90 8.14 32.59 9.53 171 272 Peak
Avg	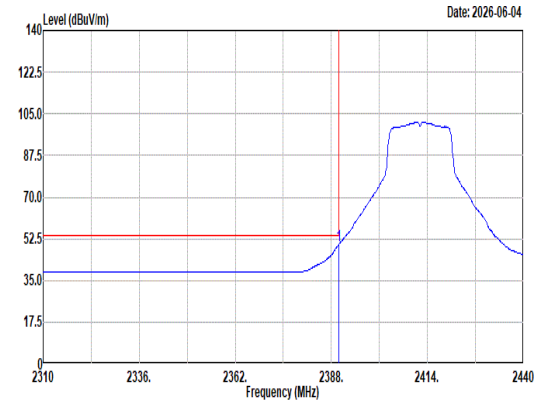 Site : 03CH22-HY Condition: AVG_BE_54 3m DRH18-E_LE2C04A18EN_260520 VERTICAL : RBW:1000.000kHz VBW:0.010kHz SWT:Auto 1 2389.95 49.84 54.00 -4.16 37.89 26.90 8.10 32.58 9.53 171 272 Average	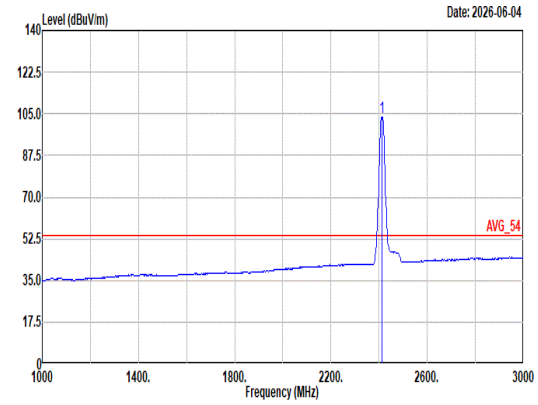 Site : 03CH22-HY Condition: AVG_54 3m DRH18-E_LE2C04A18EN_260520 VERTICAL : RBW:1000.000kHz VBW:0.010kHz SWT:Auto 1 2412.00 103.45 ------ ------ 91.47 26.90 8.14 32.59 9.53 171 272 Average

Mode	15	
	Harmonic	
	2400-2483.5_802.11g_CH01_2412MHz	
ANT	6	
Pol.	Horizontal	Vertical
Peak Avg	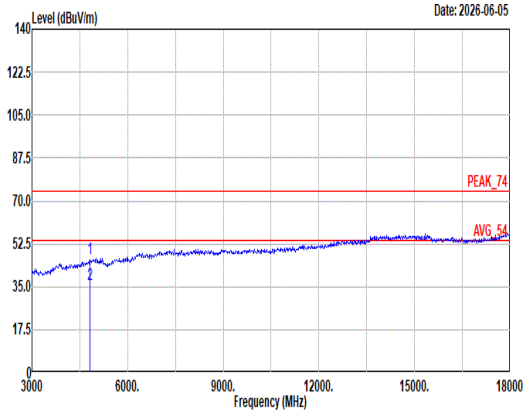 Site : 03CH22-HY Condition: PEAK_74 3m DRH18-E_LE2C04A18EN_260520 HORIZONTAL Freq Level Limit Line Margin Read Level Ant Factor Cable Loss Preamp Factor Aux Factor APos TPos Remark MHz dBuV/m dBuV/m dB dBuV dB/m dB dB dB cm deg 1 4824.00 46.66 74.00 -27.34 34.78 32.40 11.63 33.55 1.40 260 245 Peak 2 4824.00 35.82 54.00 -18.18 23.94 32.40 11.63 33.55 1.40 260 245 Average	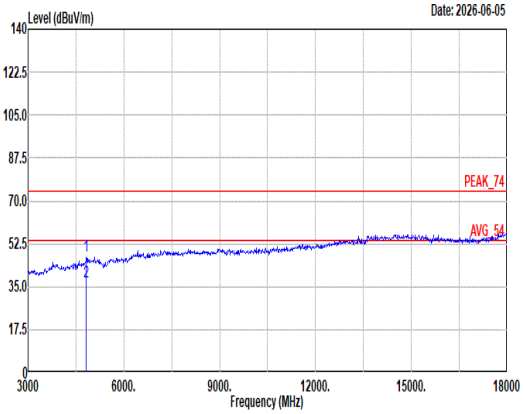 Site : 03CH22-HY Condition: PEAK_74 3m DRH18-E_LE2C04A18EN_260520 VERTICAL Freq Level Limit Line Margin Read Level Ant Factor Cable Loss Preamp Factor Aux Factor APos TPos Remark MHz dBuV/m dBuV/m dB dBuV dB/m dB dB dB cm deg 1 4824.00 47.57 74.00 -26.43 35.69 32.40 11.63 33.55 1.40 249 360 Peak 2 4824.00 36.81 54.00 -17.19 24.93 32.40 11.63 33.55 1.40 249 360 Average

Mode	15	
	Harmonic	
	2400-2483.5_802.11g_CH01_2412MHz	
ANT	6	
Pol.	Horizontal	Vertical
10.6G ~18G Avg	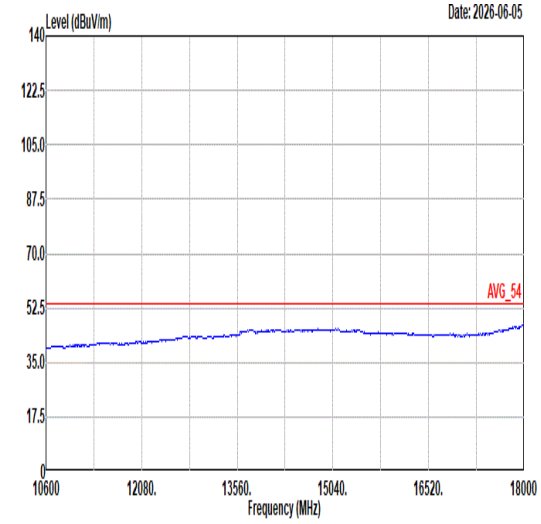 Site : 03CH22-HY Condition: AVG_54 3m DRH18-E_LE2C04A18EN_260520 HORIZONTAL	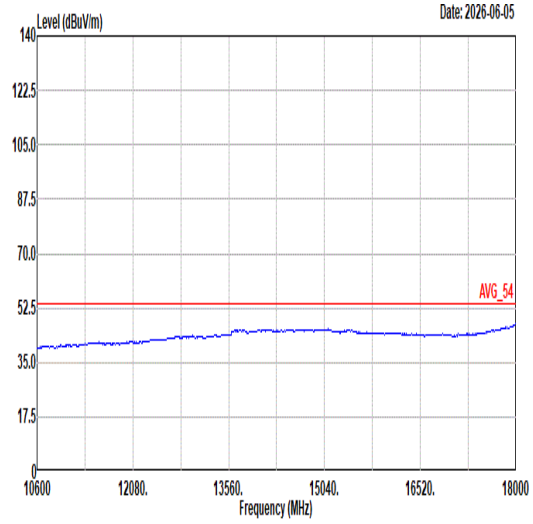 Site : 03CH22-HY Condition: AVG_54 3m DRH18-E_LE2C04A18EN_260520 VERTICAL

Mode	16	
	Band Edge - L	
	2400-2483.5_802.11g_CH06_2437MHz	
ANT	6	
Pol.	Horizontal	Fundamental
Peak	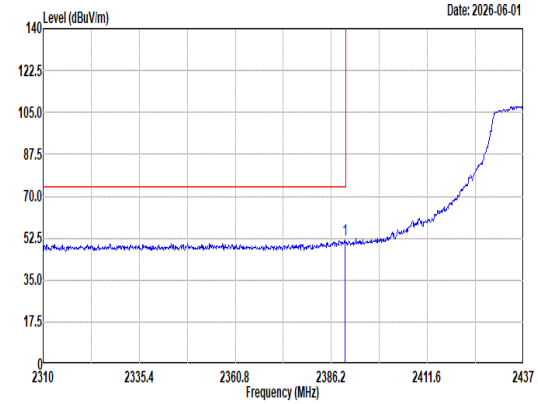 Site : 03CH22-HY Condition: PEAK_BE_74 3m 9120D_02038_250807 HORIZONTAL : RBW:1000.000kHz VBW:3000.000kHz SWT:Auto Freq Level Limit Line Margin Read Level Ant Factor Cable Loss Preamp Factor Aux Factor APos TPos Remark MHz dBuV/m dBuV/m dB dBuV dB/m dB dB dB cm deg 1 2389.76 51.60 74.00 -22.40 39.15 27.40 8.10 32.58 9.53 266 318 Peak	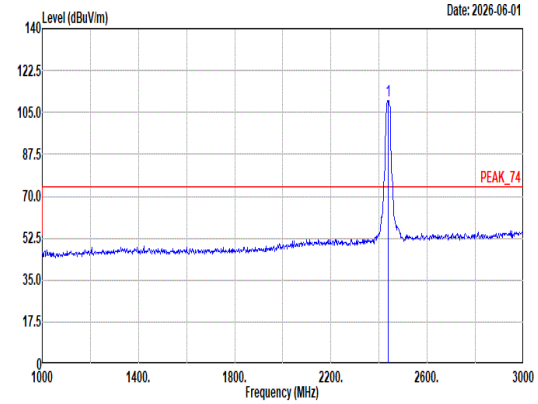 Site : 03CH22-HY Condition: PEAK_74 3m 9120D_02038_250807 HORIZONTAL : RBW:1000.000kHz VBW:3000.000kHz SWT:Auto Freq Level Limit Line Margin Read Level Ant Factor Cable Loss Preamp Factor Aux Factor APos TPos Remark MHz dBuV/m dBuV/m dB dBuV dB/m dB dB dB cm deg 1 2437.00 109.73 ------ ------ 97.04 27.58 8.19 32.61 9.53 266 318 Peak
Avg	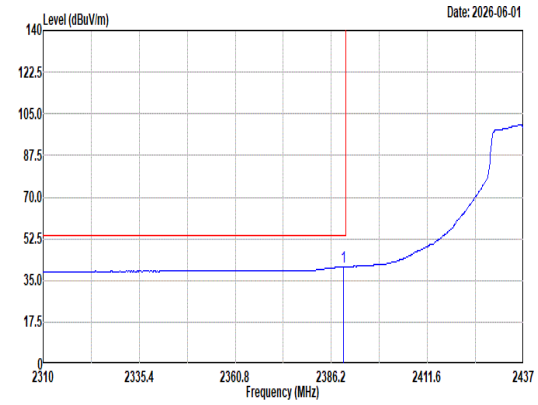 Site : 03CH22-HY Condition: AVG_BE_54 3m 9120D_02038_250807 HORIZONTAL : RBW:1000.000kHz VBW:0.010kHz SWT:Auto Freq Level Limit Line Margin Read Level Ant Factor Cable Loss Preamp Factor Aux Factor APos TPos Remark MHz dBuV/m dBuV/m dB dBuV dB/m dB dB dB cm deg 1 2389.50 40.74 54.00 -13.26 28.29 27.40 8.10 32.58 9.53 266 318 Average	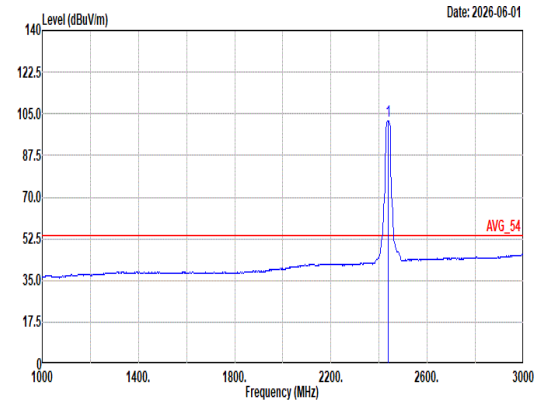 Site : 03CH22-HY Condition: AVG_54 3m 9120D_02038_250807 HORIZONTAL : RBW:1000.000kHz VBW:0.010kHz SWT:Auto Freq Level Limit Line Margin Read Level Ant Factor Cable Loss Preamp Factor Aux Factor APos TPos Remark MHz dBuV/m dBuV/m dB dBuV dB/m dB dB dB cm deg 1 2437.00 102.13 ------ ------ 89.46 27.56 8.19 32.61 9.53 266 318 Average

Mode	16	
	Band Edge - R	
	2400-2483.5_802.11g_CH06_2437MHz	
ANT	6	
Pol.	Horizontal	Fundamental
Peak	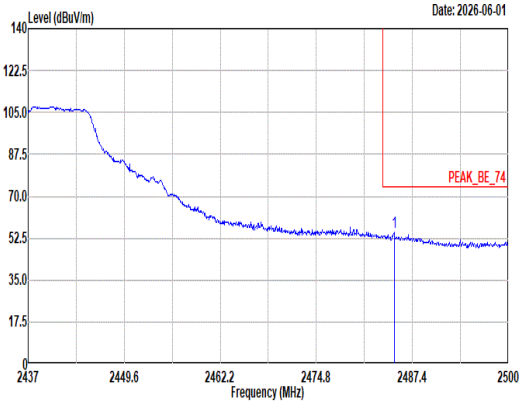 Site : 03CH22-HY Condition: PEAK_BE_74 3m 9120D_02038_250807 HORIZONTAL : RBW:1000.000kHz VBW:3000.000kHz SWT:Auto Limit Read Ant Cable Preamp Aux APos TPos Freq Level Line Margin Level Factor Loss Factor Factor Remark MHz dBuV/m dBuV/m dB dBuV dB/m dB dB dB cm deg 1 2485.01 54.72 74.00 -19.28 41.68 27.85 8.29 32.64 9.54 266 318 Peak	Blank
Avg	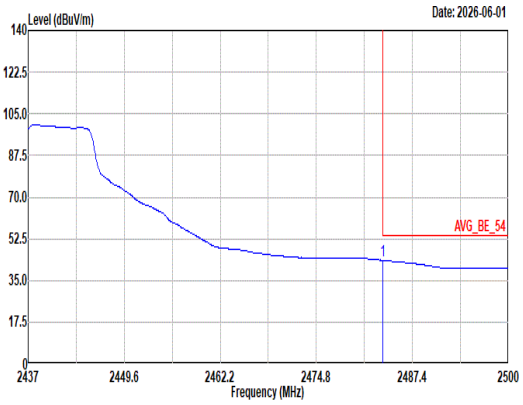 Site : 03CH22-HY Condition: AVG_BE_54 3m 9120D_02038_250807 HORIZONTAL : RBW:1000.000kHz VBW:0.010kHz SWT:Auto Limit Read Ant Cable Preamp Aux APos TPos Freq Level Line Margin Level Factor Loss Factor Factor Remark MHz dBuV/m dBuV/m dB dBuV dB/m dB dB dB cm deg 1 2483.56 43.47 54.00 -10.53 30.44 27.84 8.29 32.64 9.54 266 318 Average	Blank

Mode	16	
	Band Edge - L	
	2400-2483.5_802.11g_CH06_2437MHz	
ANT	6	
Pol.	Vertical	Fundamental
Peak	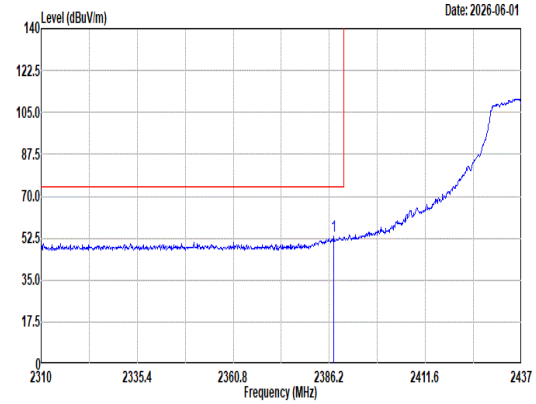 Site : 03CH22-HY Condition: PEAK_BE_74 3m 9120D_02038_250807 VERTICAL : RBW:1000.000kHz VBW:3000.000kHz SWT:Auto Freq Level Limit Line Margin Read Level Ant Factor Cable Loss Preamp Factor Aux Factor APos TPos Remark MHz dBuV/m dBuV/m dB dBuV dB/m dB dB dB cm deg 1 2387.34 53.49 74.00 -20.51 41.09 27.37 8.09 32.58 9.52 200 275 Peak	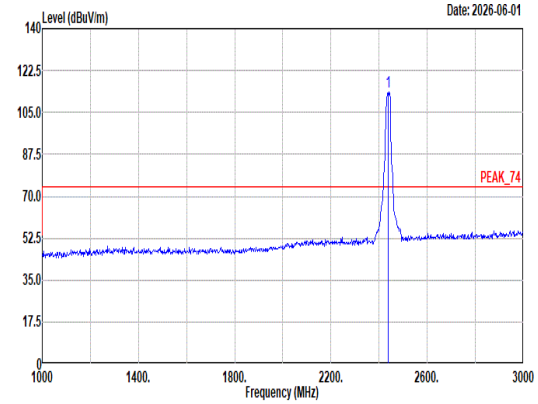 Site : 03CH22-HY Condition: PEAK_74 3m 9120D_02038_250807 VERTICAL : RBW:1000.000kHz VBW:3000.000kHz SWT:Auto Freq Level Limit Line Margin Read Level Ant Factor Cable Loss Preamp Factor Aux Factor APos TPos Remark MHz dBuV/m dBuV/m dB dBuV dB/m dB dB dB cm deg 1 2437.00 113.42 ------ ------ 100.71 27.60 8.19 32.61 9.53 200 275 Peak
Avg	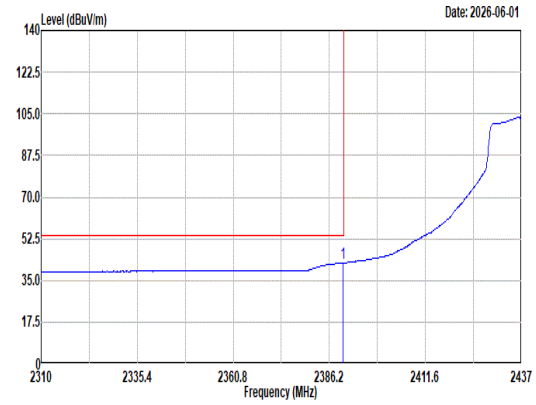 Site : 03CH22-HY Condition: AVG_BE_54 3m 9120D_02038_250807 VERTICAL : RBW:1000.000kHz VBW:0.010kHz SWT:Auto Freq Level Limit Line Margin Read Level Ant Factor Cable Loss Preamp Factor Aux Factor APos TPos Remark MHz dBuV/m dBuV/m dB dBuV dB/m dB dB dB cm deg 1 2389.88 42.35 54.00 -11.65 29.90 27.40 8.10 32.58 9.53 200 275 Average	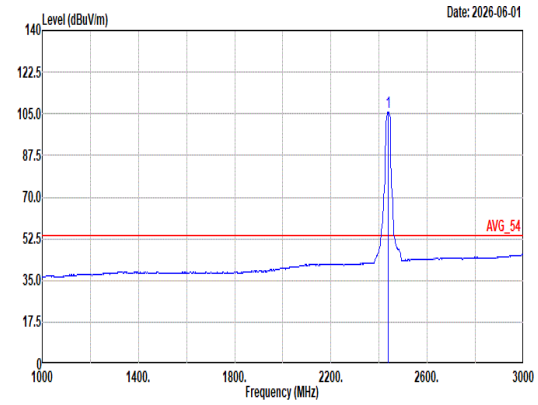 Site : 03CH22-HY Condition: AVG_54 3m 9120D_02038_250807 VERTICAL : RBW:1000.000kHz VBW:0.010kHz SWT:Auto Freq Level Limit Line Margin Read Level Ant Factor Cable Loss Preamp Factor Aux Factor APos TPos Remark MHz dBuV/m dBuV/m dB dBuV dB/m dB dB dB cm deg 1 2437.00 105.68 ------ ------ 92.99 27.58 8.19 32.61 9.53 200 275 Average

Mode	16	
	Band Edge - R	
	2400-2483.5_802.11g_CH06_2437MHz	
ANT	6	
Pol.	Vertical	Fundamental
Peak	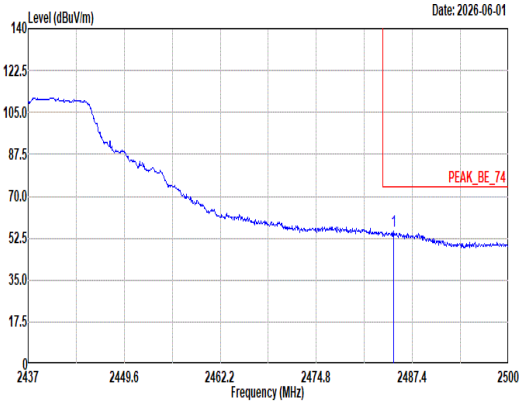 Site : 03CH22-HY Condition: PEAK_BE_74 3m 9120D_02038_250807 VERTICAL : RBW:1000.000kHz VBW:3000.000kHz SWT:Auto Limit Read Ant Cable Preamp Aux APos TPos Freq Level Line Margin Level Factor Loss Factor Factor Remark MHz dBuV/m dBuV/m dB dBuV dB/m dB dB dB cm deg 1 2484.94 55.55 74.00 -18.45 42.51 27.85 8.29 32.64 9.54 200 275 Peak	Blank
Avg	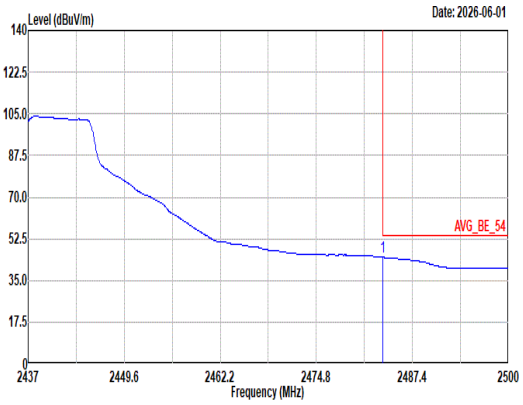 Site : 03CH22-HY Condition: AVG_BE_54 3m 9120D_02038_250807 VERTICAL : RBW:1000.000kHz VBW:0.010kHz SWT:Auto Limit Read Ant Cable Preamp Aux APos TPos Freq Level Line Margin Level Factor Loss Factor Factor Remark MHz dBuV/m dBuV/m dB dBuV dB/m dB dB dB cm deg 1 2483.56 44.71 54.00 -9.29 31.68 27.84 8.29 32.64 9.54 200 275 Average	Blank

Mode	16	
	Harmonic	
	2400-2483.5_802.11g_CH06_2437MHz	
ANT	6	
Pol.	Horizontal	Vertical
Peak Avg	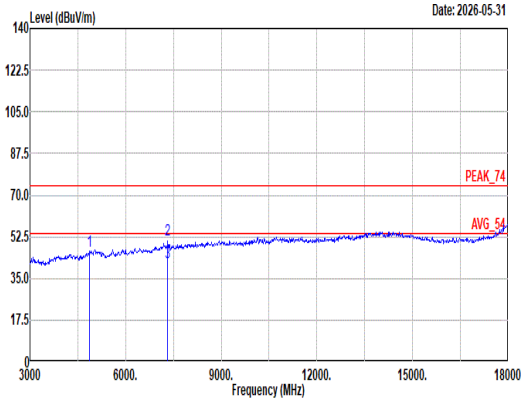 Site : 03CH22-HY Condition: PEAK_74 3m 9120D_02038_250807 HORIZONTAL Freq Level Limit Line Margin Read Level Ant Factor Cable Loss Preamp Factor Aux Factor APos TPos Remark MHz dBuV/m dBuV/m dB dBuV dB/m dB dB dB cm deg 1 4874.00 46.41 74.00 -27.59 34.41 32.60 11.66 33.55 1.29 -- -- Peak 2 7311.00 51.11 74.00 -22.89 35.31 36.68 14.07 36.03 1.08 208 288 Peak 3 7311.00 41.55 54.00 -12.45 25.75 36.68 14.07 36.03 1.08 208 288 Average	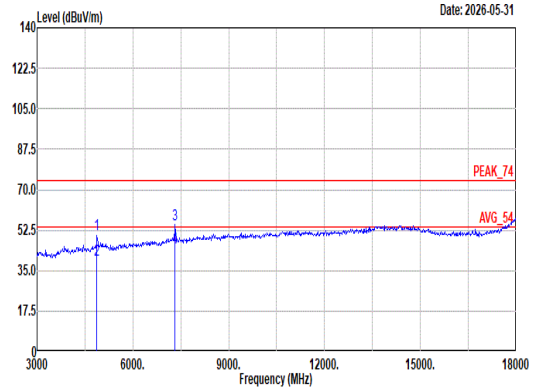 Site : 03CH22-HY Condition: PEAK_74 3m 9120D_02038_250807 VERTICAL Freq Level Limit Line Margin Read Level Ant Factor Cable Loss Preamp Factor Aux Factor APos TPos Remark MHz dBuV/m dBuV/m dB dBuV dB/m dB dB dB cm deg 1 4874.00 50.97 74.00 -23.03 38.97 32.60 11.66 33.55 1.29 257 32 Peak 2 4874.00 39.76 54.00 -14.24 27.76 32.60 11.66 33.55 1.29 257 32 Average 3 7311.00 55.14 74.00 -18.86 39.34 36.68 14.07 36.03 1.08 215 2 Peak 4 7311.00 44.95 54.00 -9.05 29.15 36.68 14.07 36.03 1.08 215 2 Average

Mode	16	
	Harmonic	
	2400-2483.5_802.11g_CH06_2437MHz	
ANT	6	
Pol.	Horizontal	Vertical
10.6G ~18G Avg	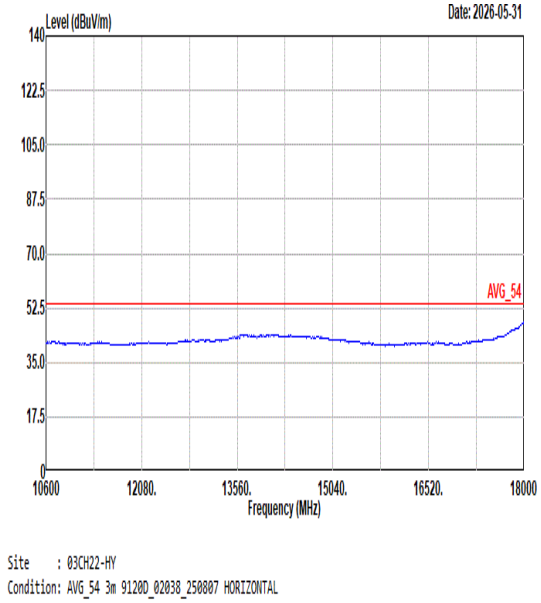	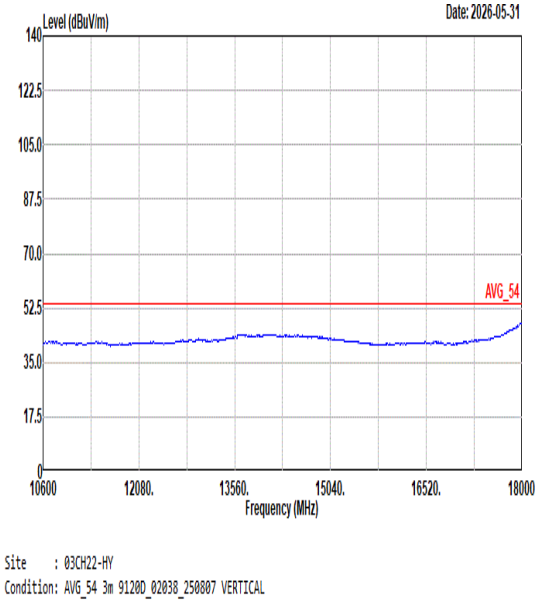

Mode	17	
	Band Edge	
	2400-2483.5_802.11g_CH11_2462MHz	
ANT	6	
Pol.	Horizontal	Fundamental
Peak	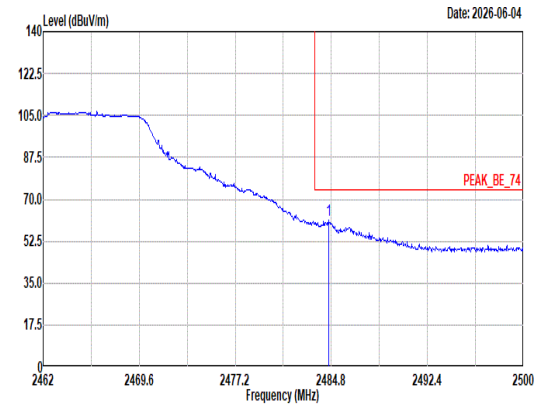 Site : 03CH22-HY Condition: PEAK_BE_74 3m DRH18-E_LE2C04A18EN_260520 HORIZONTAL : RBW:1000.000kHz VBW:3000.000kHz SWT:Auto 1 2484.57 61.14 74.00 -12.86 48.00 27.15 8.29 32.64 9.54 380 312 Peak	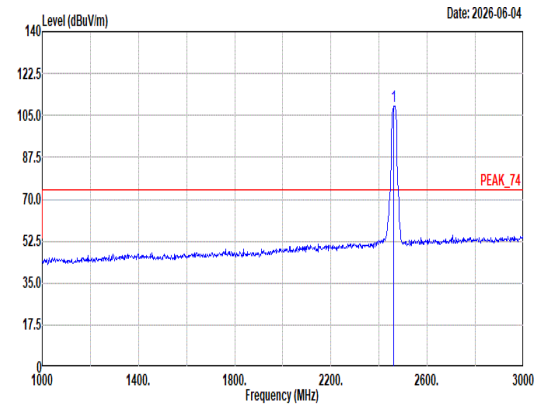 Site : 03CH22-HY Condition: PEAK_74 3m DRH18-E_LE2C04A18EN_260520 HORIZONTAL : RBW:1000.000kHz VBW:3000.000kHz SWT:Auto 1 2462.00 108.80 ------ ------ 96.52 27.12 8.25 32.63 9.54 380 312 Peak
Avg	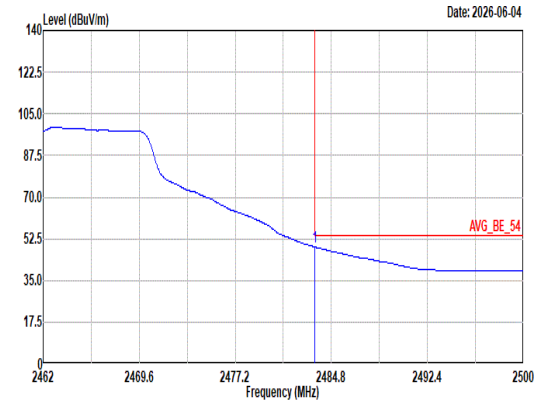 Site : 03CH22-HY Condition: AVG_BE_54 3m DRH18-E_LE2C04A18EN_260520 HORIZONTAL : RBW:1000.000kHz VBW:0.010kHz SWT:Auto 1 2483.51 49.04 54.00 -4.96 36.69 27.16 8.29 32.64 9.54 380 312 Average	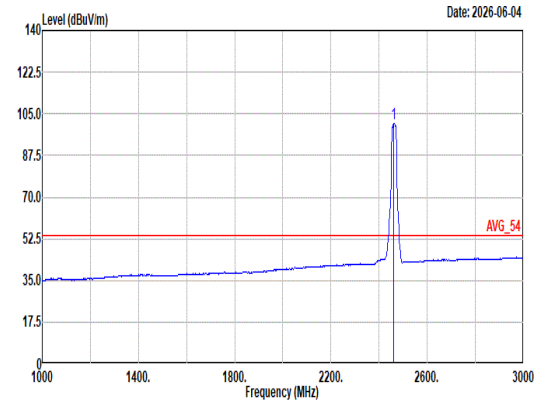 Site : 03CH22-HY Condition: AVG_54 3m DRH18-E_LE2C04A18EN_260520 HORIZONTAL : RBW:1000.000kHz VBW:0.010kHz SWT:Auto 1 2462.00 101.15 ------ ------ 88.95 27.04 8.24 32.62 9.54 380 312 Average

Mode	17	
	Band Edge	
	2400-2483.5_802.11g_CH11_2462MHz	
ANT	6	
Pol.	Vertical	Fundamental
Peak	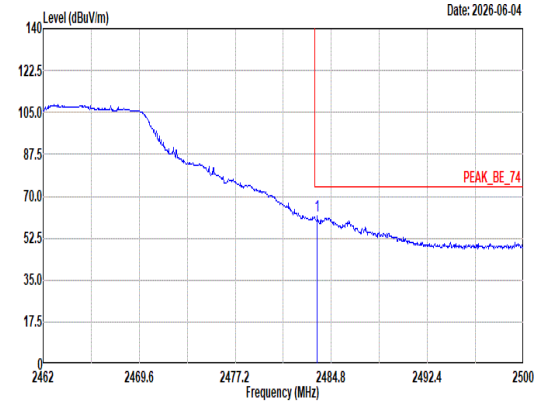 Site : 03CH22-HY Condition: PEAK_BE_74 3m DRH18-E_LE2C04A18EN_260520 VERTICAL : RBW:1000.000kHz VBW:3000.000kHz SWT:Auto 1 2483.70 61.79 74.00 -12.21 49.44 27.16 8.29 32.64 9.54 200 269 Peak	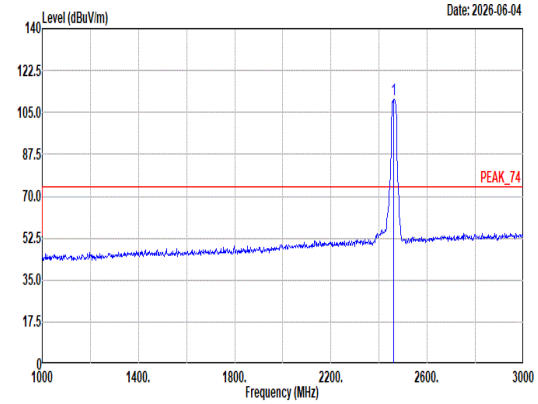 Site : 03CH22-HY Condition: PEAK_74 3m DRH18-E_LE2C04A18EN_260520 VERTICAL : RBW:1000.000kHz VBW:3000.000kHz SWT:Auto 1 2462.00 110.59 ------ ------ 98.36 27.08 8.24 32.63 9.54 200 269 Peak
Avg	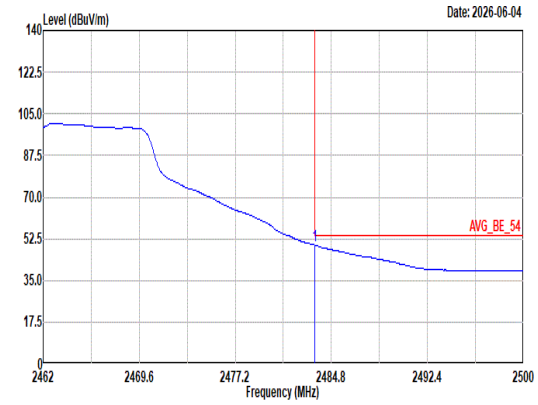 Site : 03CH22-HY Condition: AVG_BE_54 3m DRH18-E_LE2C04A18EN_260520 VERTICAL : RBW:1000.000kHz VBW:0.010kHz SWT:Auto 1 2483.51 49.86 54.00 -4.14 37.51 27.16 8.29 32.64 9.54 200 269 Average	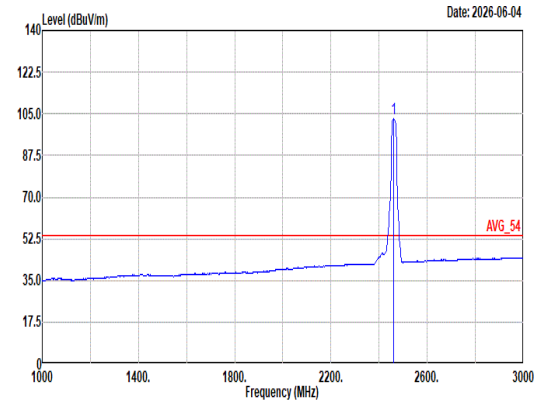 Site : 03CH22-HY Condition: AVG_54 3m DRH18-E_LE2C04A18EN_260520 VERTICAL : RBW:1000.000kHz VBW:0.010kHz SWT:Auto 1 2462.00 102.89 ------ ------ 90.69 27.04 8.24 32.62 9.54 200 269 Average

Mode	17	
	Harmonic	
	2400-2483.5_802.11g_CH11_2462MHz	
ANT	6	
Pol.	Horizontal	Vertical
Peak Avg	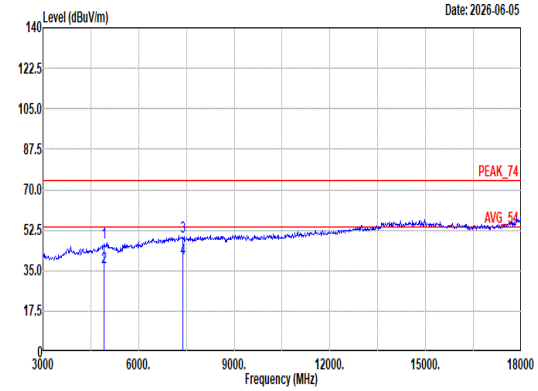 Site : 03CH22-HY Condition: PEAK_74 3m DRH18-E_LE2C04A18EN_260520 HORIZONTAL Freq Level Limit Line Margin Read Level Ant Factor Cable Loss Preamp Factor Aux Factor APos TPos Remark MHz dBuV/m dBuV/m dB dBuV dB/m dB dB dB cm deg 1 4924.00 46.88 74.00 -27.12 34.92 32.64 11.69 33.54 1.17 239 305 Peak 2 4924.00 36.24 54.00 -17.76 24.28 32.64 11.69 33.54 1.17 239 305 Average 3 7386.00 49.66 74.00 -24.34 33.18 37.33 14.14 36.09 1.10 -- -- Peak 4 7386.00 40.41 54.00 -13.59 23.93 37.33 14.14 36.09 1.10 -- -- Average	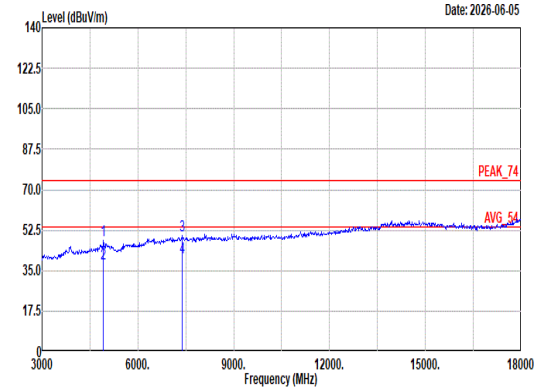 Site : 03CH22-HY Condition: PEAK_74 3m DRH18-E_LE2C04A18EN_260520 VERTICAL Freq Level Limit Line Margin Read Level Ant Factor Cable Loss Preamp Factor Aux Factor APos TPos Remark MHz dBuV/m dBuV/m dB dBuV dB/m dB dB dB cm deg 1 4924.00 48.22 74.00 -25.78 36.26 32.64 11.69 33.54 1.17 258 0 Peak 2 4924.00 38.16 54.00 -15.84 26.20 32.64 11.69 33.54 1.17 258 0 Average 3 7386.00 50.32 74.00 -23.68 33.84 37.33 14.14 36.09 1.10 -- -- Peak 4 7386.00 40.79 54.00 -13.21 24.31 37.33 14.14 36.09 1.10 -- -- Average

Mode	17	
	Harmonic	
	2400-2483.5_802.11g_CH11_2462MHz	
ANT	6	
Pol.	Horizontal	Vertical
10.6G ~18G Avg	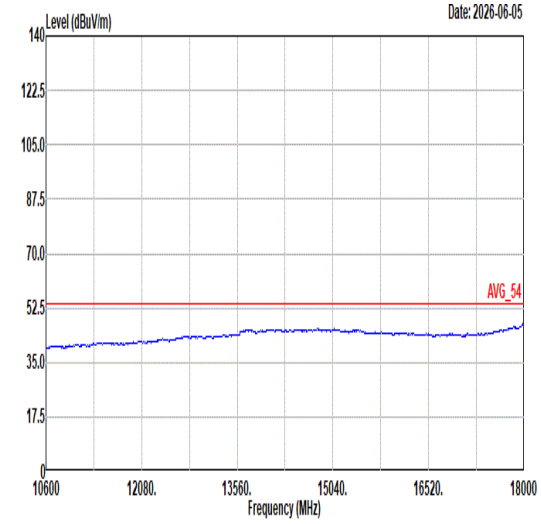 Site : 03CH22-HY Condition: AVG_54 3m DRH18-E_LE2C04A18EN_260520 HORIZONTAL	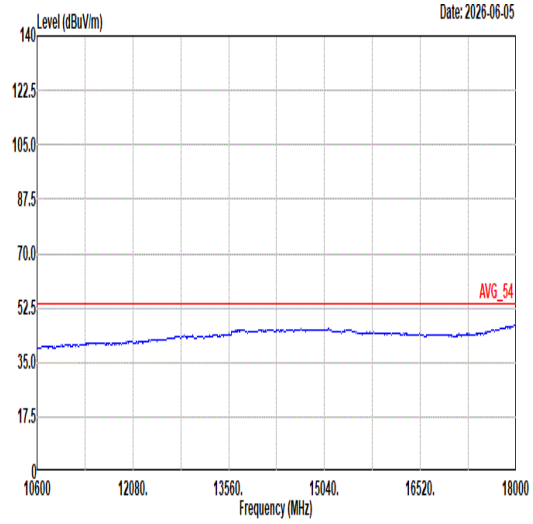 Site : 03CH22-HY Condition: AVG_54 3m DRH18-E_LE2C04A18EN_260520 VERTICAL

Mode	18	
	Band Edge	
	2400-2483.5_802.11n HT20_CH01_2412MHz	
ANT	6	
Pol.	Horizontal	Fundamental
Peak	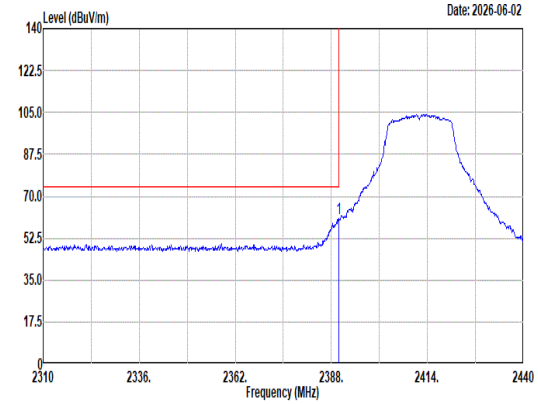 Site : 03CH22-HY Condition: PEAK_BE_74 3m DRH18-E_LE2C04A18EN_260520 HORIZONTAL : RBW:1000.000kHz VBW:3000.000kHz SWT:Auto 1 2389.95 60.54 74.00 -13.46 48.59 26.90 8.10 32.58 9.53 324 317 Peak	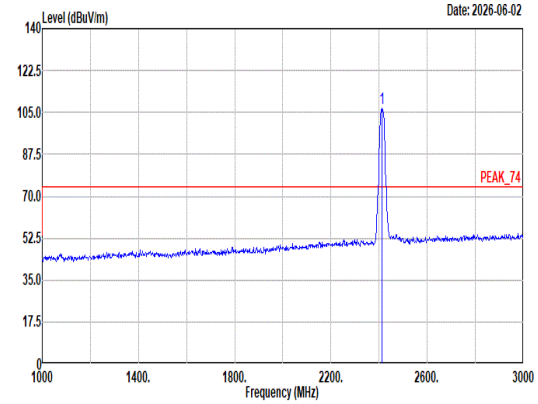 Site : 03CH22-HY Condition: PEAK_74 3m DRH18-E_LE2C04A18EN_260520 HORIZONTAL : RBW:1000.000kHz VBW:3000.000kHz SWT:Auto 1 2412.00 106.58 ------ ------ 94.60 26.90 8.14 32.59 9.53 324 317 Peak
Avg	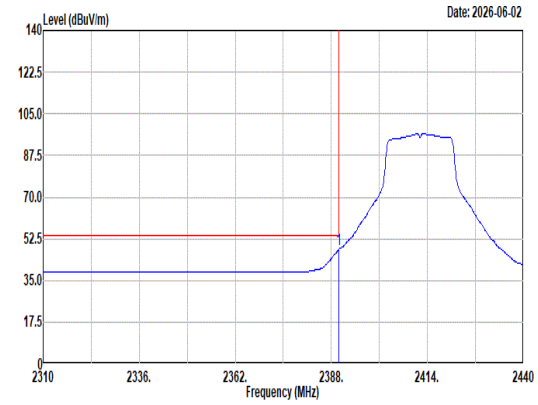 Site : 03CH22-HY Condition: AVG_BE_54 3m DRH18-E_LE2C04A18EN_260520 HORIZONTAL : RBW:1000.000kHz VBW:0.010kHz SWT:Auto 1 2389.95 47.95 54.00 -6.05 36.00 26.90 8.10 32.58 9.53 324 317 Average	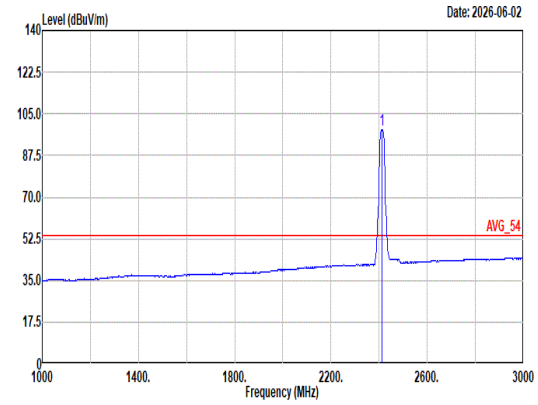 Site : 03CH22-HY Condition: AVG_54 3m DRH18-E_LE2C04A18EN_260520 HORIZONTAL : RBW:1000.000kHz VBW:0.010kHz SWT:Auto 1 2412.00 98.48 ------ ------ 86.50 26.90 8.14 32.59 9.53 324 317 Average

Mode	18	
	Band Edge	
	2400-2483.5_802.11n HT20_CH01_2412MHz	
ANT	6	
Pol.	Vertical	Fundamental
Peak	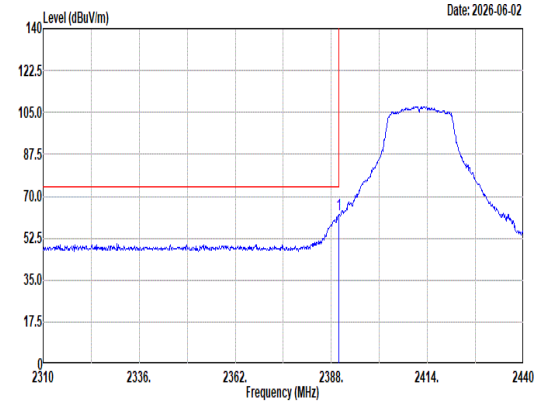 Site : 03CH22-HY Condition: PEAK_BE_74 3m DRH18-E_LE2C04A18EN_260520 VERTICAL : RBW:1000.000kHz VBW:3000.000kHz SWT:Auto 1 2389.95 62.46 74.00 -11.54 50.51 26.90 8.10 32.58 9.53 168 272 Peak	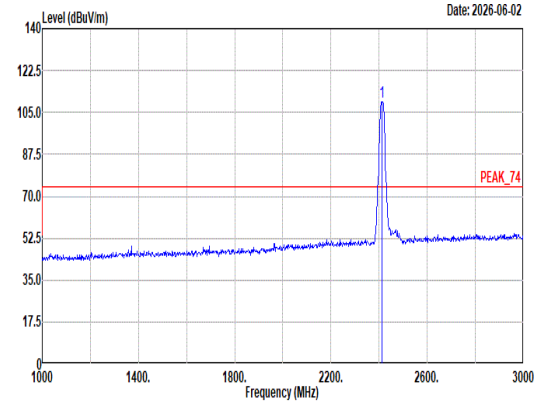 Site : 03CH22-HY Condition: PEAK_74 3m DRH18-E_LE2C04A18EN_260520 VERTICAL : RBW:1000.000kHz VBW:3000.000kHz SWT:Auto 1 2412.00 109.56 ------ ------ 97.58 26.90 8.14 32.59 9.53 168 272 Peak
Avg	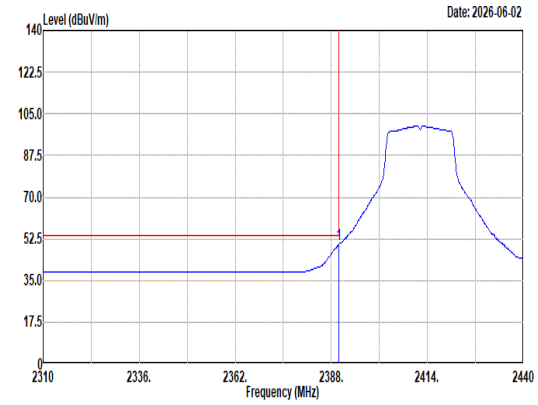 Site : 03CH22-HY Condition: AVG_BE_54 3m DRH18-E_LE2C04A18EN_260520 VERTICAL : RBW:1000.000kHz VBW:0.010kHz SWT:Auto 1 2389.95 50.14 54.00 -3.86 38.19 26.90 8.10 32.58 9.53 168 272 Average	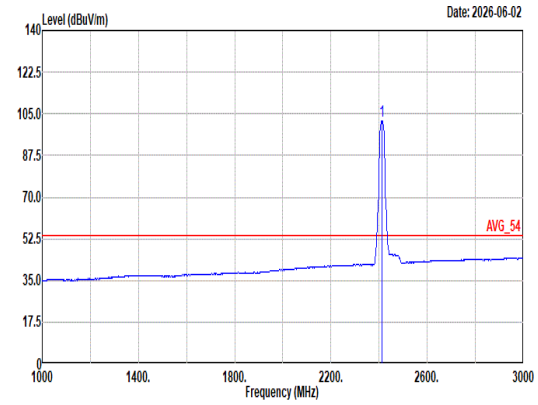 Site : 03CH22-HY Condition: AVG_54 3m DRH18-E_LE2C04A18EN_260520 VERTICAL : RBW:1000.000kHz VBW:0.010kHz SWT:Auto 1 2412.00 101.81 ------ ------ 89.83 26.90 8.14 32.59 9.53 168 272 Average

Mode	18	
	Harmonic	
	2400-2483.5_802.11n HT20_CH01_2412MHz	
ANT	6	
Pol.	Horizontal	Vertical
Peak Avg	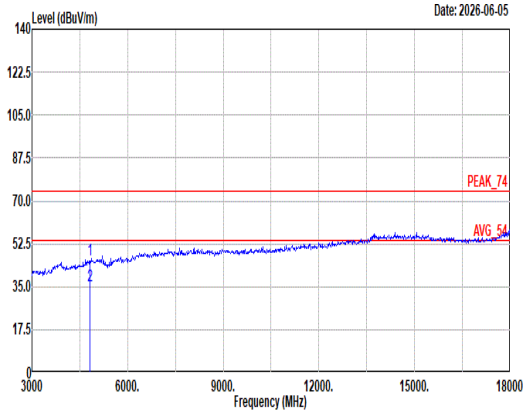 Site : 03CH22-HY Condition: PEAK_74 3m DRH18-E_LE2C04A18EN_260520 HORIZONTAL Freq Level Limit Line Margin Read Level Ant Factor Cable Loss Preamp Factor Aux Factor APos TPos Remark MHz dBuV/m dBuV/m dB dBuV dB/m dB dB dB cm deg 1 4824.00 46.18 74.00 -27.82 34.30 32.40 11.63 33.55 1.40 245 246 Peak 2 4824.00 35.34 54.00 -18.66 23.46 32.40 11.63 33.55 1.40 245 246 Average	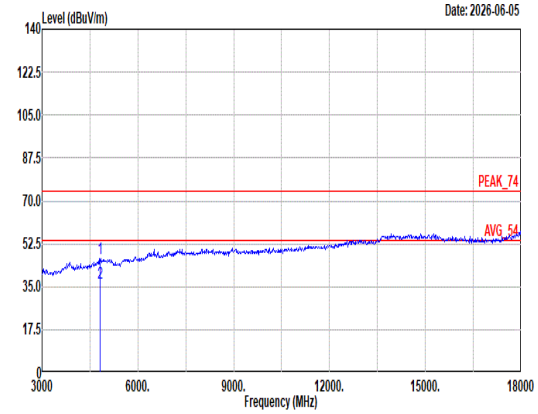 Site : 03CH22-HY Condition: PEAK_74 3m DRH18-E_LE2C04A18EN_260520 VERTICAL Freq Level Limit Line Margin Read Level Ant Factor Cable Loss Preamp Factor Aux Factor APos TPos Remark MHz dBuV/m dBuV/m dB dBuV dB/m dB dB dB cm deg 1 4824.00 46.60 74.00 -27.40 34.72 32.40 11.63 33.55 1.40 234 360 Peak 2 4824.00 36.26 54.00 -17.74 24.38 32.40 11.63 33.55 1.40 234 360 Average

Mode	18	
	Harmonic	
	2400-2483.5_802.11n HT20_CH01_2412MHz	
ANT	6	
Pol.	Horizontal	Vertical
10.6G ~18G Avg	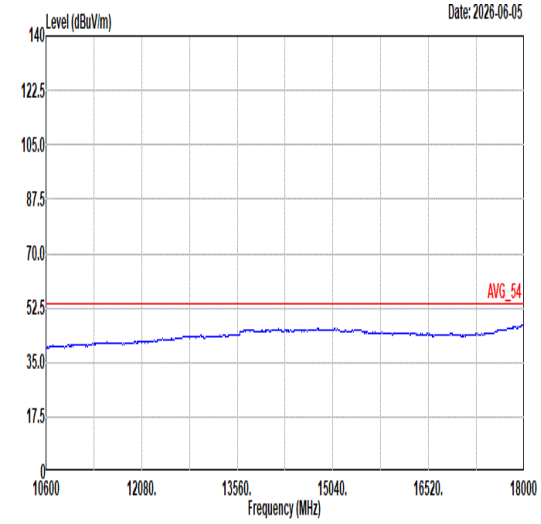 Site : 03CH22-HY Condition: AVG_54 3m DRH18-E_LE2C04A18EN_260520 HORIZONTAL	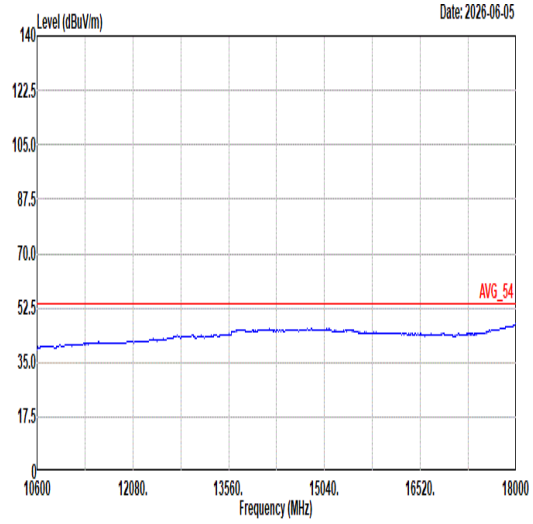 Site : 03CH22-HY Condition: AVG_54 3m DRH18-E_LE2C04A18EN_260520 VERTICAL

Mode	19	
	Band Edge - L	
	2400-2483.5_802.11n HT20_CH06_2437MHz	
ANT	6	
Pol.	Horizontal	Fundamental
Peak	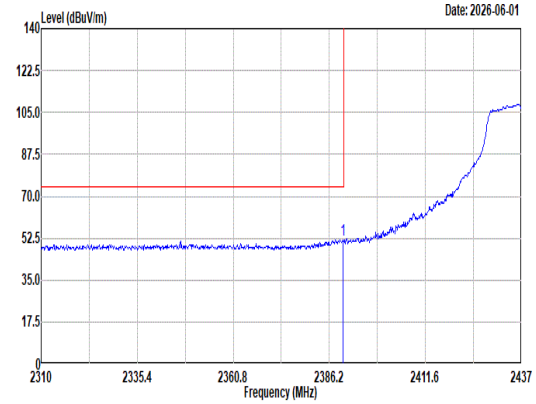 Site : 03CH22-HY Condition: PEAK_BE_74 3m 9120D_02038_250807 HORIZONTAL : RBW:1000.000kHz VBW:3000.000kHz SWT:Auto Freq Level Limit Line Margin Read Level Ant Factor Cable Loss Preamp Factor Aux Factor APos TPos Remark MHz dBuV/m dBuV/m dB dBuV dB/m dB dB dB cm deg 1 2389.76 51.80 74.00 -22.20 39.35 27.40 8.10 32.58 9.53 280 315 Peak	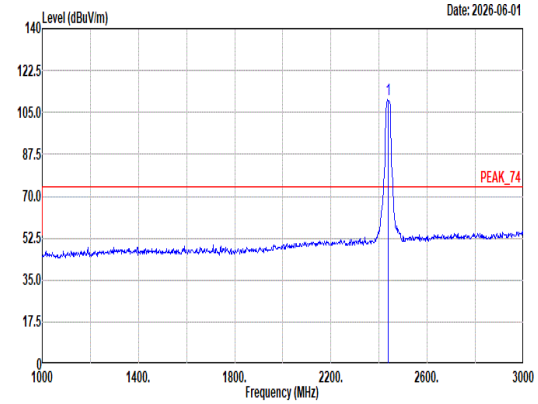 Site : 03CH22-HY Condition: PEAK_74 3m 9120D_02038_250807 HORIZONTAL : RBW:1000.000kHz VBW:3000.000kHz SWT:Auto Freq Level Limit Line Margin Read Level Ant Factor Cable Loss Preamp Factor Aux Factor APos TPos Remark MHz dBuV/m dBuV/m dB dBuV dB/m dB dB dB cm deg 1 2437.00 110.43 ------ ------ 97.76 27.56 8.19 32.61 9.53 280 315 Peak
Avg	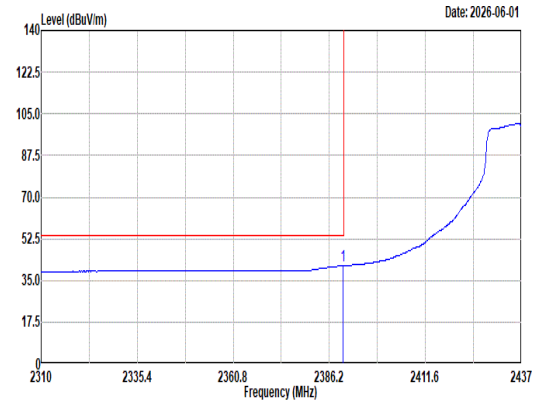 Site : 03CH22-HY Condition: AVG_BE_54 3m 9120D_02038_250807 HORIZONTAL : RBW:1000.000kHz VBW:0.010kHz SWT:Auto Freq Level Limit Line Margin Read Level Ant Factor Cable Loss Preamp Factor Aux Factor APos TPos Remark MHz dBuV/m dBuV/m dB dBuV dB/m dB dB dB cm deg 1 2389.76 41.20 54.00 -12.80 28.75 27.40 8.10 32.58 9.53 280 315 Average	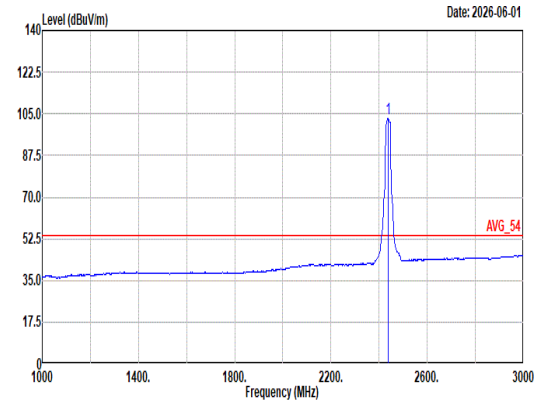 Site : 03CH22-HY Condition: AVG_54 3m 9120D_02038_250807 HORIZONTAL : RBW:1000.000kHz VBW:0.010kHz SWT:Auto Freq Level Limit Line Margin Read Level Ant Factor Cable Loss Preamp Factor Aux Factor APos TPos Remark MHz dBuV/m dBuV/m dB dBuV dB/m dB dB dB cm deg 1 2437.00 102.96 ------ ------ 90.29 27.56 8.19 32.61 9.53 280 315 Average

Mode	19	
	Band Edge - R	
	2400-2483.5_802.11n HT20_CH06_2437MHz	
ANT	6	
Pol.	Horizontal	Fundamental
Peak	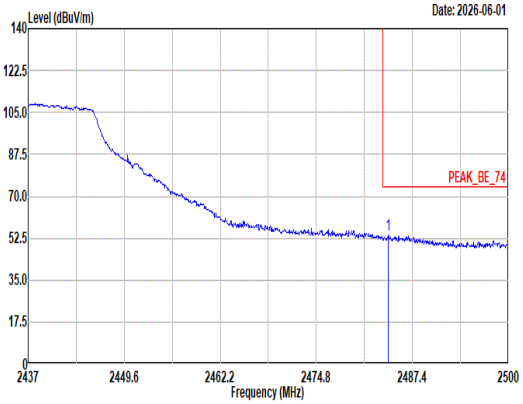 Site : 03CH22-HY Condition: PEAK_BE_74 3m 9120D_02038_250807 HORIZONTAL : RBW:1000.000kHz VBW:3000.000kHz SWT:Auto Limit Read Ant Cable Preamp Aux APos TPos Freq Level Line Margin Level Factor Loss Factor Factor Remark MHz dBuV/m dBuV/m dB dBuV dB/m dB dB dB cm deg 1 2484.25 53.66 74.00 -20.34 40.63 27.84 8.29 32.64 9.54 280 315 Peak	Blank
Avg	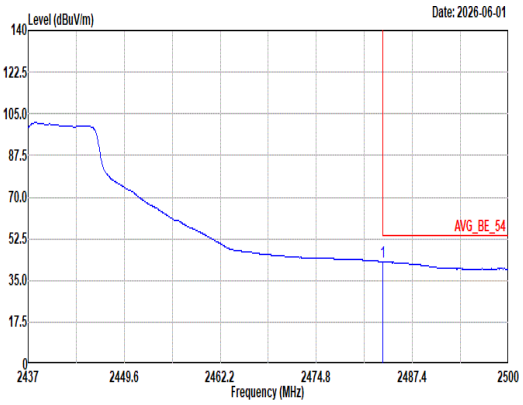 Site : 03CH22-HY Condition: AVG_BE_54 3m 9120D_02038_250807 HORIZONTAL : RBW:1000.000kHz VBW:0.010kHz SWT:Auto Limit Read Ant Cable Preamp Aux APos TPos Freq Level Line Margin Level Factor Loss Factor Factor Remark MHz dBuV/m dBuV/m dB dBuV dB/m dB dB dB cm deg 1 2483.56 42.86 54.00 -11.14 29.83 27.84 8.29 32.64 9.54 280 315 Average	Blank

Mode	19	
	Band Edge - L	
	2400-2483.5_802.11n HT20_CH06_2437MHz	
ANT	6	
Pol.	Vertical	Fundamental
Peak	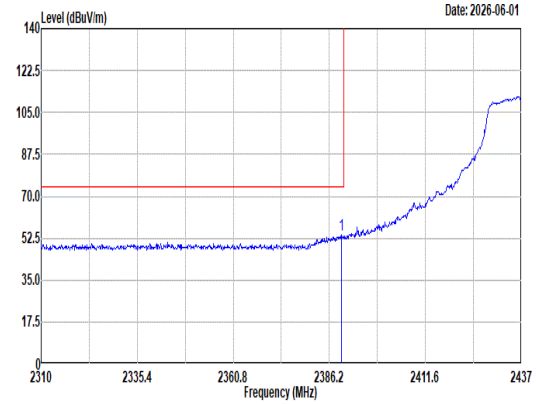 Site : 03CH22-HY Condition: PEAK_BE_74 3m 9120D_02038_250807 VERTICAL : RBW:1000.000kHz VBW:3000.000kHz SWT:Auto Freq Level Limit Line Margin Read Level Ant Factor Cable Loss Preamp Factor Aux Factor APos TPos Remark MHz dBuV/m dBuV/m dB dBuV dB/m dB dB dB cm deg 1 2389.38 53.91 74.00 -20.09 41.47 27.39 8.10 32.58 9.53 160 275 Peak	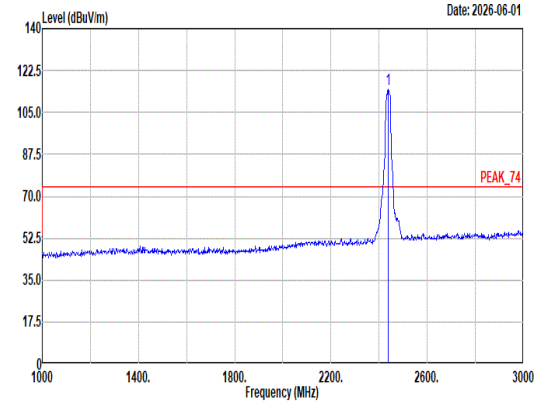 Site : 03CH22-HY Condition: PEAK_74 3m 9120D_02038_250807 VERTICAL : RBW:1000.000kHz VBW:3000.000kHz SWT:Auto Freq Level Limit Line Margin Read Level Ant Factor Cable Loss Preamp Factor Aux Factor APos TPos Remark MHz dBuV/m dBuV/m dB dBuV dB/m dB dB dB cm deg 1 2437.00 114.45 ------ ------ 101.76 27.58 8.19 32.61 9.53 160 275 Peak
Avg	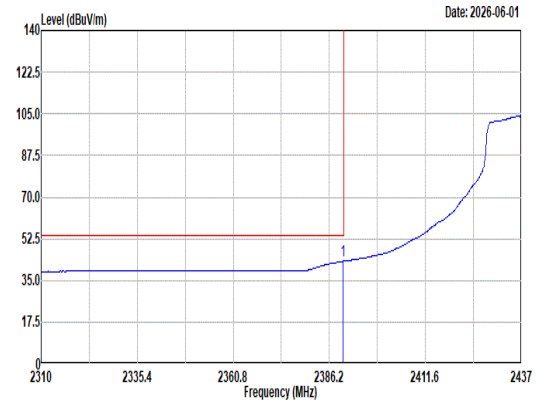 Site : 03CH22-HY Condition: AVG_BE_54 3m 9120D_02038_250807 VERTICAL : RBW:1000.000kHz VBW:0.010kHz SWT:Auto Freq Level Limit Line Margin Read Level Ant Factor Cable Loss Preamp Factor Aux Factor APos TPos Remark MHz dBuV/m dBuV/m dB dBuV dB/m dB dB dB cm deg 1 2389.88 43.06 54.00 -10.94 30.61 27.40 8.10 32.58 9.53 160 275 Average	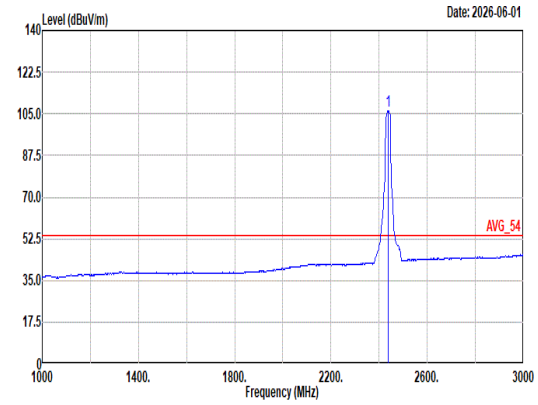 Site : 03CH22-HY Condition: AVG_54 3m 9120D_02038_250807 VERTICAL : RBW:1000.000kHz VBW:0.010kHz SWT:Auto Freq Level Limit Line Margin Read Level Ant Factor Cable Loss Preamp Factor Aux Factor APos TPos Remark MHz dBuV/m dBuV/m dB dBuV dB/m dB dB dB cm deg 1 2437.00 106.31 ------ ------ 93.62 27.58 8.19 32.61 9.53 160 275 Average

Mode	19	
	Band Edge - R	
	2400-2483.5_802.11n HT20_CH06_2437MHz	
ANT	6	
Pol.	Vertical	Fundamental
Peak	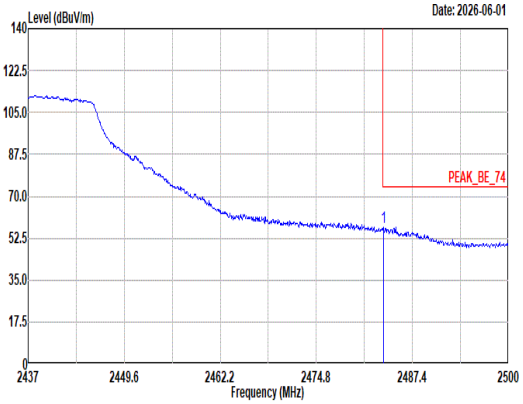 Site : 03CH22-HY Condition: PEAK_BE_74 3m 9120D_02038_250807 VERTICAL : RBW:1000.000kHz VBW:3000.000kHz SWT:Auto Limit Read Ant Cable Preamp Aux APos TPos Freq Level Line Margin Level Factor Loss Factor Factor Remark MHz dBuV/m dBuV/m dB dBuV dB/m dB dB dB cm deg 1 2483.62 57.04 74.00 -16.96 44.01 27.84 8.29 32.64 9.54 160 275 Peak	Blank
Avg	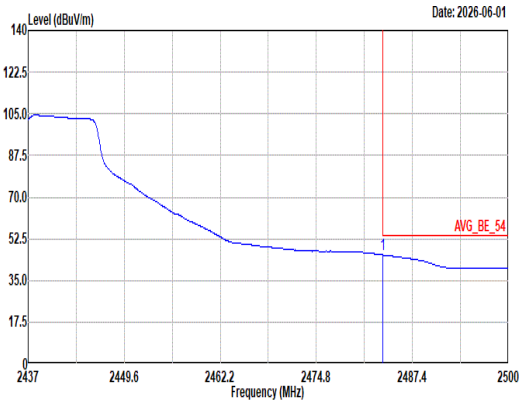 Site : 03CH22-HY Condition: AVG_BE_54 3m 9120D_02038_250807 VERTICAL : RBW:1000.000kHz VBW:0.010kHz SWT:Auto Limit Read Ant Cable Preamp Aux APos TPos Freq Level Line Margin Level Factor Loss Factor Factor Remark MHz dBuV/m dBuV/m dB dBuV dB/m dB dB dB cm deg 1 2483.56 45.72 54.00 -8.28 32.69 27.84 8.29 32.64 9.54 160 275 Average	Blank

Mode	19	
	Harmonic	
	2400-2483.5_802.11n HT20_CH06_2437MHz	
ANT	6	
Pol.	Horizontal	Vertical
Peak Avg	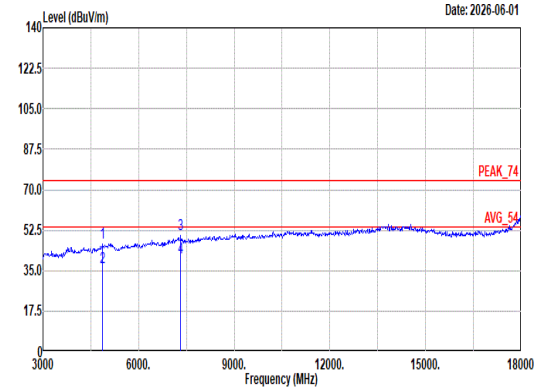 Site : 03CH22-HY Condition: PEAK_74 3m 9120D_02038_250807 HORIZONTAL 1 4874.00 47.22 74.00 -26.78 35.22 32.60 11.66 33.55 1.29 300 296 Peak 2 4874.00 36.44 54.00 -17.56 24.44 32.60 11.66 33.55 1.29 300 296 Average 3 7311.00 50.94 74.00 -23.06 35.14 36.68 14.07 36.03 1.08 221 285 Peak 4 7311.00 40.52 54.00 -13.48 24.72 36.68 14.07 36.03 1.08 221 285 Average	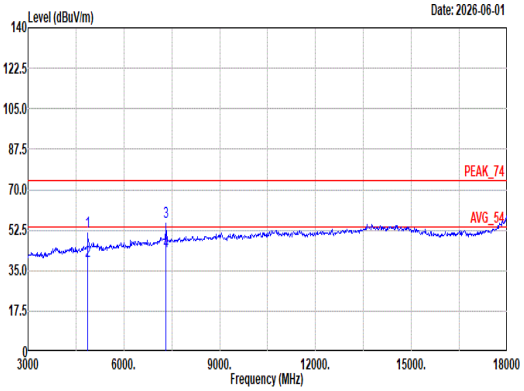 Site : 03CH22-HY Condition: PEAK_74 3m 9120D_02038_250807 VERTICAL 1 4874.00 51.91 74.00 -22.09 39.91 32.60 11.66 33.55 1.29 194 360 Peak 2 4874.00 38.93 54.00 -15.07 26.93 32.60 11.66 33.55 1.29 194 360 Average 3 7311.00 56.23 74.00 -17.77 40.43 36.68 14.07 36.03 1.08 224 347 Peak 4 7311.00 43.53 54.00 -10.47 27.73 36.68 14.07 36.03 1.08 224 347 Average

Mode	19	
	Harmonic	
	2400-2483.5_802.11n HT20_CH06_2437MHz	
ANT	6	
Pol.	Horizontal	Vertical
10.6G ~18G Avg	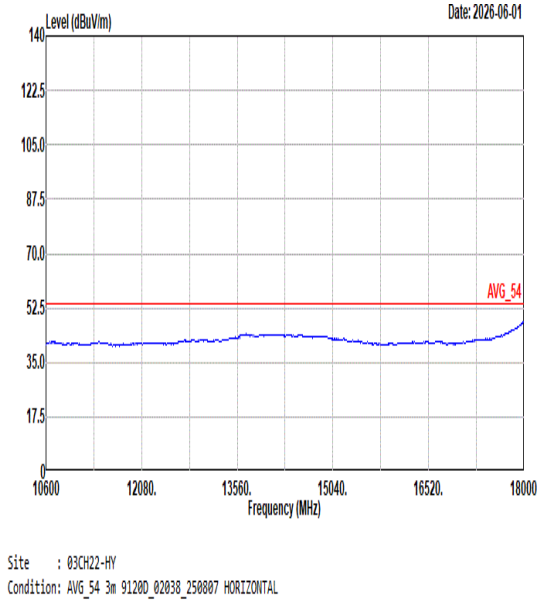	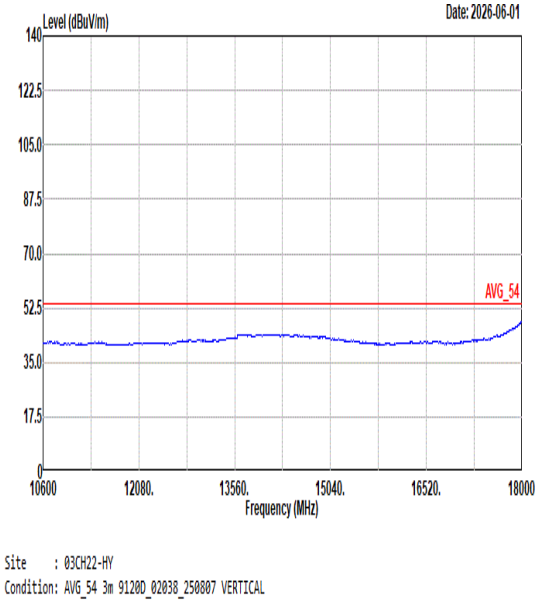

Mode	20	
	Band Edge	
	2400-2483.5_802.11n HT20_CH11_2462MHz	
ANT	6	
Pol.	Horizontal	Fundamental
Peak	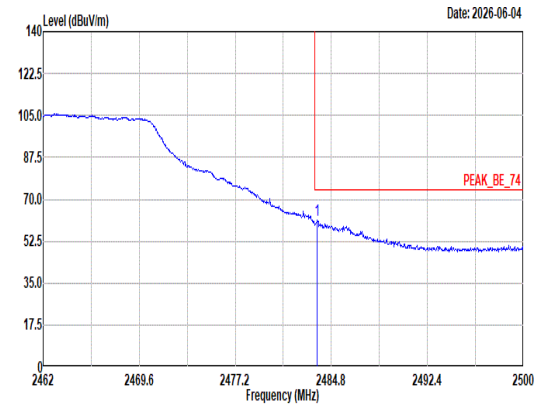 Site : 03CH22-HY Condition: PEAK_BE_74 3m DRH18-E_LE2C04A18EN_260520 HORIZONTAL : RBW:1000.000kHz VBW:3000.000kHz SWT:Auto Freq Level Limit Line Margin Read Level Ant Factor Cable Loss Preamp Factor Aux Factor APos TPos Remark MHz dBuV/m dBuV/m dB dBuV dB/m dB dB dB cm deg 1 2483.70 61.07 74.00 -12.93 48.72 27.16 8.29 32.64 9.54 380 312 Peak	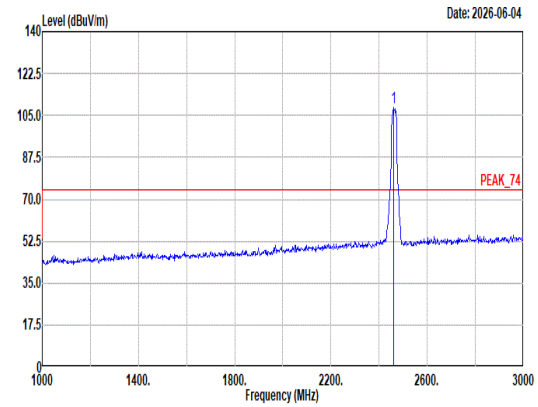 Site : 03CH22-HY Condition: PEAK_74 3m DRH18-E_LE2C04A18EN_260520 HORIZONTAL : RBW:1000.000kHz VBW:3000.000kHz SWT:Auto Freq Level Limit Line Margin Read Level Ant Factor Cable Loss Preamp Factor Aux Factor APos TPos Remark MHz dBuV/m dBuV/m dB dBuV dB/m dB dB dB cm deg 1 2462.00 108.06 ------ ------ 95.90 27.00 8.24 32.62 9.54 380 312 Peak
Avg	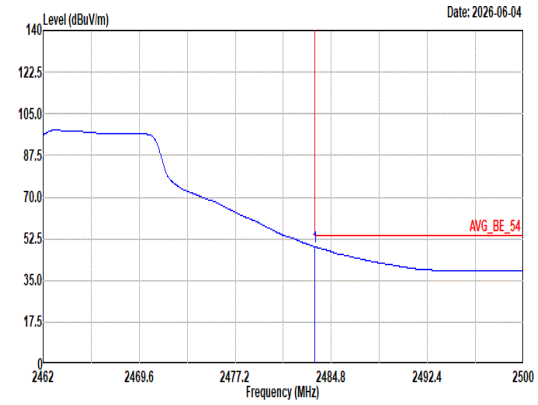 Site : 03CH22-HY Condition: AVG_BE_54 3m DRH18-E_LE2C04A18EN_260520 HORIZONTAL : RBW:1000.000kHz VBW:0.010kHz SWT:Auto Freq Level Limit Line Margin Read Level Ant Factor Cable Loss Preamp Factor Aux Factor APos TPos Remark MHz dBuV/m dBuV/m dB dBuV dB/m dB dB dB cm deg 1 2483.51 49.13 54.00 -4.87 36.78 27.16 8.29 32.64 9.54 380 312 Average	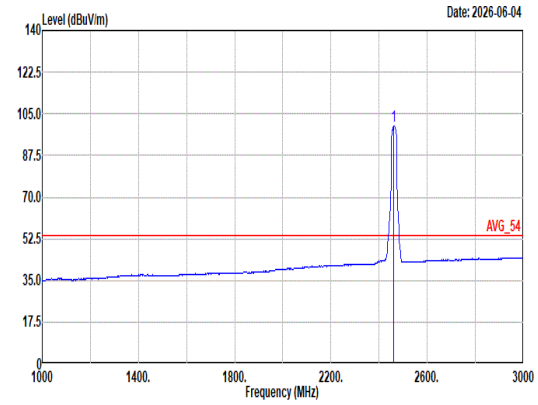 Site : 03CH22-HY Condition: AVG_54 3m DRH18-E_LE2C04A18EN_260520 HORIZONTAL : RBW:1000.000kHz VBW:0.010kHz SWT:Auto Freq Level Limit Line Margin Read Level Ant Factor Cable Loss Preamp Factor Aux Factor APos TPos Remark MHz dBuV/m dBuV/m dB dBuV dB/m dB dB dB cm deg 1 2462.00 100.01 ------ ------ 87.78 27.08 8.24 32.63 9.54 380 312 Average

Mode	20	
	Band Edge	
	2400-2483.5_802.11n HT20_CH11_2462MHz	
ANT	6	
Pol.	Vertical	Fundamental
Peak	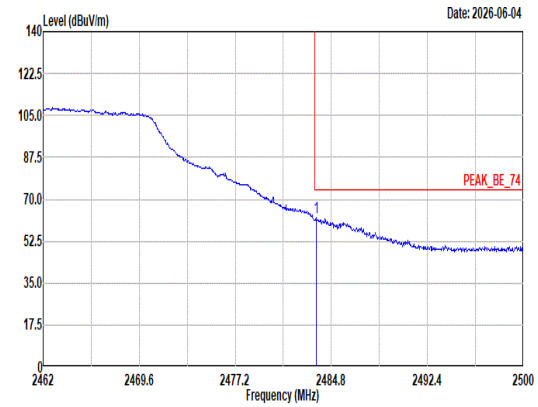 Site : 03CH22-HY Condition: PEAK_BE_74 3m DRH18-E_LE2C04A18EN_260520 VERTICAL : RBW:1000.000kHz VBW:3000.000kHz SWT:Auto 1 2483.58 62.13 74.00 -11.87 49.78 27.16 8.29 32.64 9.54 200 271 Peak	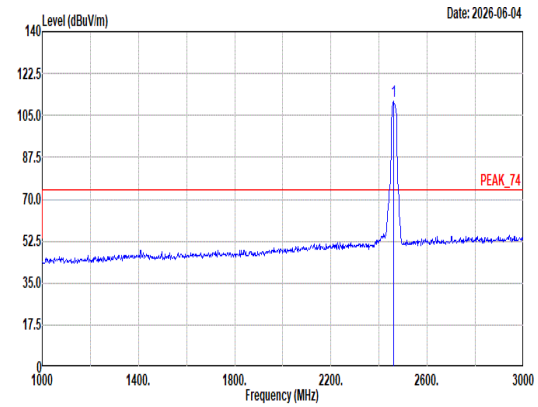 Site : 03CH22-HY Condition: PEAK_74 3m DRH18-E_LE2C04A18EN_260520 VERTICAL : RBW:1000.000kHz VBW:3000.000kHz SWT:Auto 1 2462.00 110.76 ------ ------ 98.60 27.00 8.24 32.62 9.54 200 271 Peak
Avg	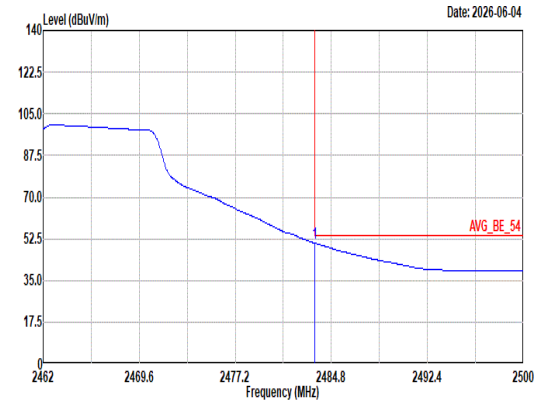 Site : 03CH22-HY Condition: AVG_BE_54 3m DRH18-E_LE2C04A18EN_260520 VERTICAL : RBW:1000.000kHz VBW:0.010kHz SWT:Auto 1 2483.51 50.69 54.00 -3.31 38.34 27.16 8.29 32.64 9.54 200 271 Average	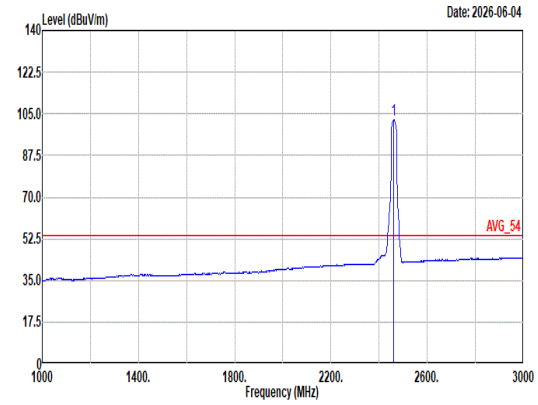 Site : 03CH22-HY Condition: AVG_54 3m DRH18-E_LE2C04A18EN_260520 VERTICAL : RBW:1000.000kHz VBW:0.010kHz SWT:Auto 1 2462.00 102.48 ------ ------ 90.28 27.04 8.24 32.62 9.54 200 271 Average

Mode	20	
	Harmonic	
	2400-2483.5_802.11n HT20_CH11_2462MHz	
ANT	6	
Pol.	Horizontal	Vertical
Peak Avg	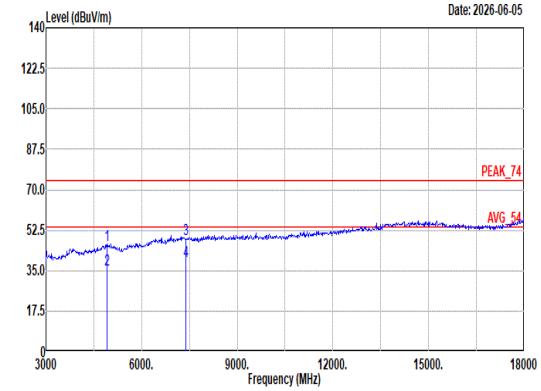 Site : 03CH22-HY Condition: PEAK_74 3m DRH18-E_LE2C04A18EN_260520 HORIZONTAL Freq Level Limit Line Margin Read Level Ant Factor Cable Loss Preamp Factor Aux Factor APos TPos Remark MHz dBuV/m dBuV/m dB dBuV dB/m dB dB dB cm deg 1 4924.00 46.17 74.00 -27.83 34.21 32.64 11.69 33.54 1.17 260 243 Peak 2 4924.00 35.49 54.00 -18.51 23.53 32.64 11.69 33.54 1.17 260 243 Average 3 7386.00 48.74 74.00 -25.26 32.26 37.33 14.14 36.09 1.10 -- -- Peak 4 7386.00 39.22 54.00 -14.78 22.74 37.33 14.14 36.09 1.10 -- -- Average	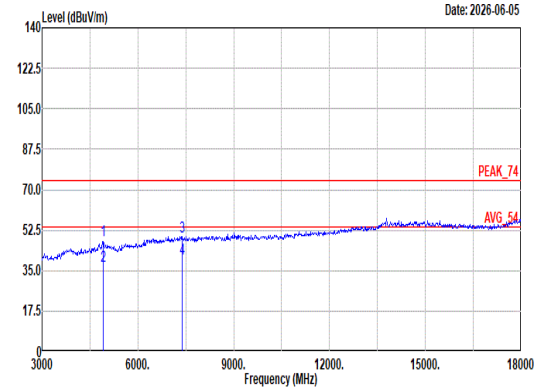 Site : 03CH22-HY Condition: PEAK_74 3m DRH18-E_LE2C04A18EN_260520 VERTICAL Freq Level Limit Line Margin Read Level Ant Factor Cable Loss Preamp Factor Aux Factor APos TPos Remark MHz dBuV/m dBuV/m dB dBuV dB/m dB dB dB cm deg 1 4924.00 48.03 74.00 -25.97 36.07 32.64 11.69 33.54 1.17 251 0 Peak 2 4924.00 37.21 54.00 -16.79 25.25 32.64 11.69 33.54 1.17 251 0 Average 3 7386.00 49.64 74.00 -24.36 33.16 37.33 14.14 36.09 1.10 -- -- Peak 4 7386.00 40.31 54.00 -13.69 23.83 37.33 14.14 36.09 1.10 -- -- Average

Mode	20	
	Harmonic	
	2400-2483.5_802.11n HT20_CH11_2462MHz	
ANT	6	
Pol.	Horizontal	Vertical
10.6G ~18G Avg	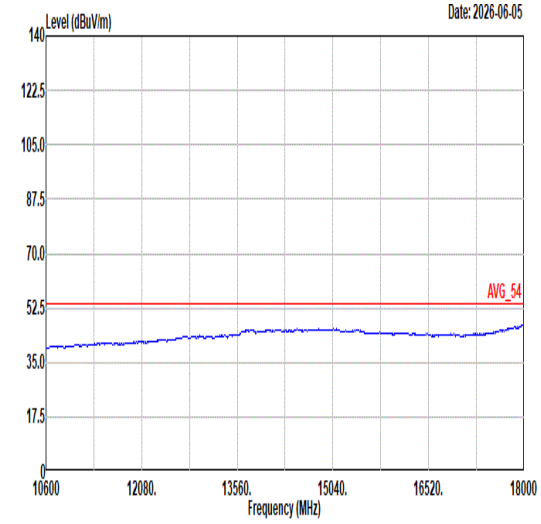 Site : 03CH22-HY Condition: AVG_54 3m DRH18-E_LE2C04A18EN_260520 HORIZONTAL	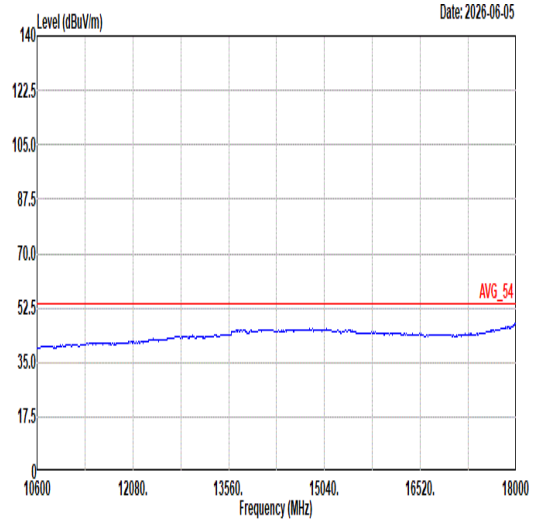 Site : 03CH22-HY Condition: AVG_54 3m DRH18-E_LE2C04A18EN_260520 VERTICAL

Mode	21	
	Band Edge - L	
	2400-2483.5_802.11n HT40_CH03_2422MHz	
ANT	6	
Pol.	Horizontal	Fundamental
Peak	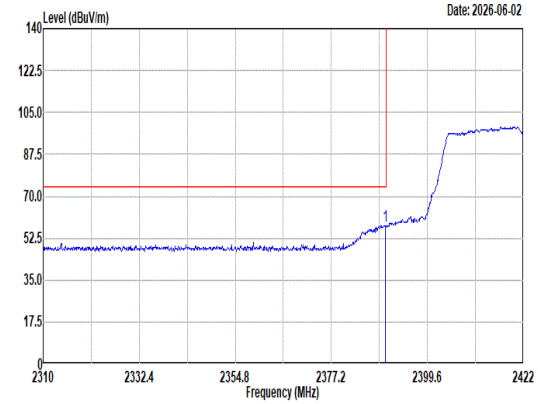 Site : 03CH22-HY Condition: PEAK_BE_74 3m DRH18-E_LE2C04A18EN_260520 HORIZONTAL : RBW:1000.000kHz VBW:3000.000kHz SWT:Auto Freq Level Limit Line Margin Read Level Ant Factor Cable Loss Preamp Factor Aux Factor APos TPos Remark MHz dBuV/m dBuV/m dB dBuV dB/m dB dB dB cm deg 1 2389.74 57.80 74.00 -16.20 45.85 26.90 8.10 32.58 9.53 323 315 Peak	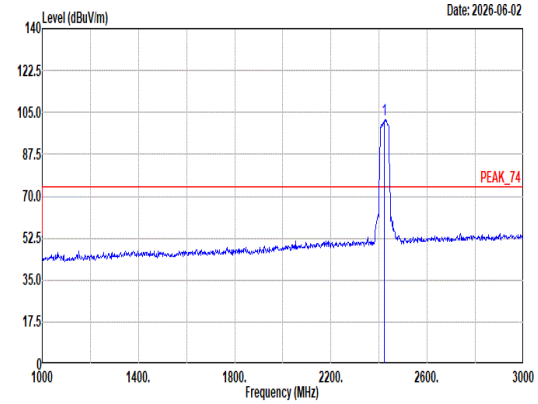 Site : 03CH22-HY Condition: PEAK_74 3m DRH18-E_LE2C04A18EN_260520 HORIZONTAL : RBW:1000.000kHz VBW:3000.000kHz SWT:Auto Freq Level Limit Line Margin Read Level Ant Factor Cable Loss Preamp Factor Aux Factor APos TPos Remark MHz dBuV/m dBuV/m dB dBuV dB/m dB dB dB cm deg 1 2422.00 102.06 ------ ------ 90.03 26.94 8.16 32.60 9.53 323 315 Peak
Avg	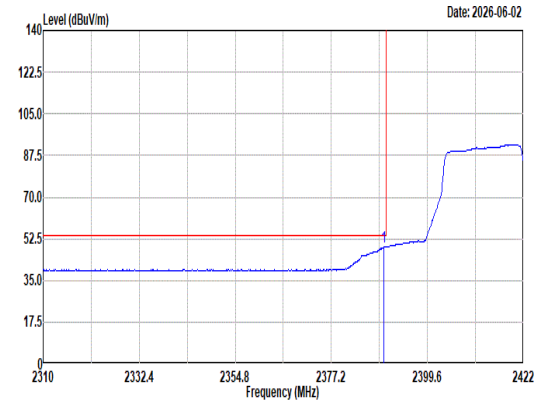 Site : 03CH22-HY Condition: AVG_BE_54 3m DRH18-E_LE2C04A18EN_260520 HORIZONTAL : RBW:1000.000kHz VBW:1.100kHz SWT:Auto Freq Level Limit Line Margin Read Level Ant Factor Cable Loss Preamp Factor Aux Factor APos TPos Remark MHz dBuV/m dBuV/m dB dBuV dB/m dB dB dB cm deg 1 2389.41 49.16 54.00 -4.84 37.21 26.90 8.10 32.58 9.53 323 315 Average	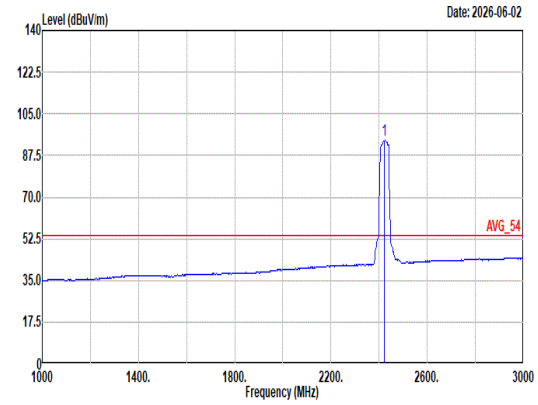 Site : 03CH22-HY Condition: AVG_54 3m DRH18-E_LE2C04A18EN_260520 HORIZONTAL : RBW:1000.000kHz VBW:1.100kHz SWT:Auto Freq Level Limit Line Margin Read Level Ant Factor Cable Loss Preamp Factor Aux Factor APos TPos Remark MHz dBuV/m dBuV/m dB dBuV dB/m dB dB dB cm deg 1 2422.00 93.86 ------ ------ 81.81 26.96 8.16 32.60 9.53 323 315 Average

Mode	21	
	Band Edge - R	
	2400-2483.5_802.11n HT40_CH03_2422MHz	
ANT	6	
Pol.	Horizontal	Fundamental
Peak	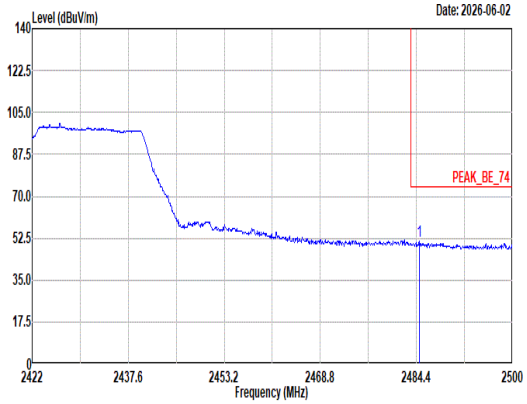 Site : 03CH22-HY Condition: PEAK_BE_74 3m DRH18-E_LE2C04A18EN_260520 HORIZONTAL : RBW:1000.000kHz VBW:3000.000kHz SWT:Auto Limit Read Ant Cable Preamp Aux APos TPos Freq Level Line Margin Level Factor Loss Factor Factor Remark MHz dBuV/m dBuV/m dB dBuV dB/m dB dB dB cm deg 1 2484.87 51.16 74.00 -22.84 38.82 27.15 8.29 32.64 9.54 323 315 Peak	Blank
Avg	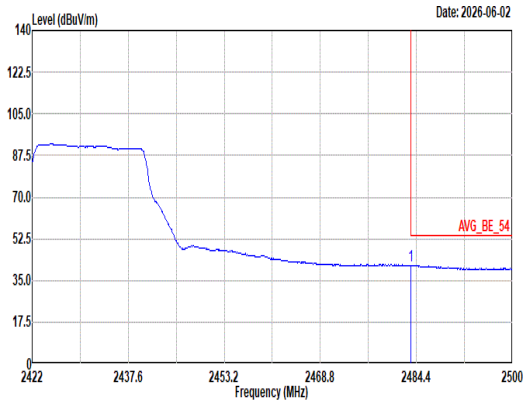 Site : 03CH22-HY Condition: AVG_BE_54 3m DRH18-E_LE2C04A18EN_260520 HORIZONTAL : RBW:1000.000kHz VBW:1.100kHz SWT:Auto Limit Read Ant Cable Preamp Aux APos TPos Freq Level Line Margin Level Factor Loss Factor Factor Remark MHz dBuV/m dBuV/m dB dBuV dB/m dB dB dB cm deg 1 2483.54 41.30 54.00 -12.70 28.95 27.16 8.29 32.64 9.54 323 315 Average	Blank

Mode	21	
	Band Edge - L	
	2400-2483.5_802.11n HT40_CH03_2422MHz	
ANT	6	
Pol.	Vertical	Fundamental
Peak	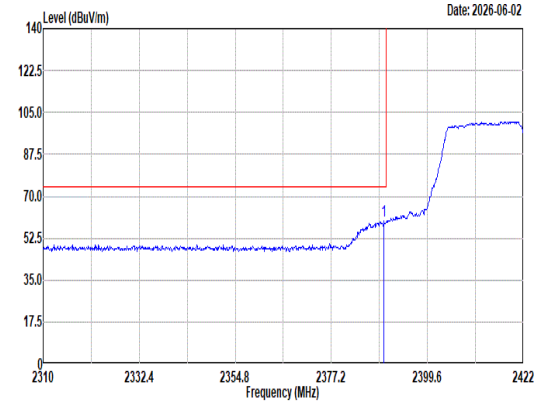 Site : 03CH22-HY Condition: PEAK_BE_74 3m DRH18-E_LE2C04A18EN_260520 VERTICAL : RBW:1000.000kHz VBW:3000.000kHz SWT:Auto 1 2389.52 59.44 74.00 -14.56 47.49 26.90 8.10 32.58 9.53 169 290 Peak	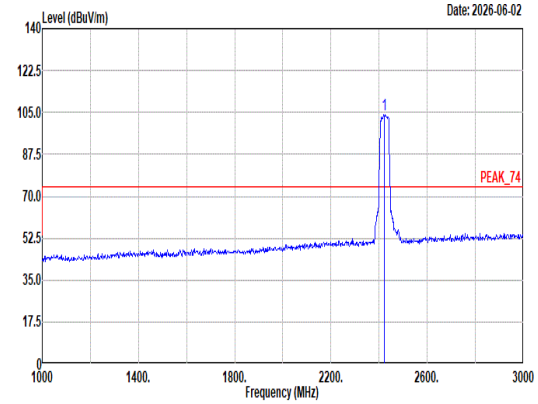 Site : 03CH22-HY Condition: PEAK_74 3m DRH18-E_LE2C04A18EN_260520 VERTICAL : RBW:1000.000kHz VBW:3000.000kHz SWT:Auto 1 2422.00 104.13 ------ ------ 92.10 26.94 8.16 32.60 9.53 169 290 Peak
Avg	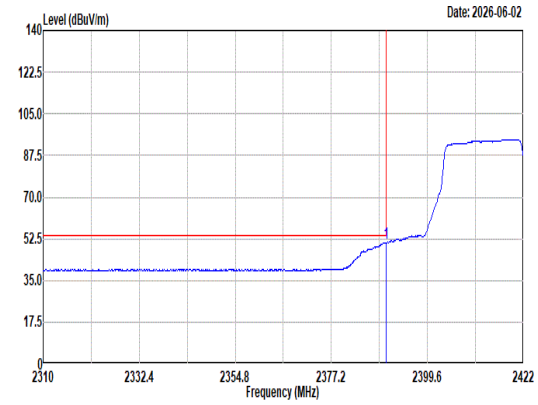 Site : 03CH22-HY Condition: AVG_BE_54 3m DRH18-E_LE2C04A18EN_260520 VERTICAL : RBW:1000.000kHz VBW:1.100kHz SWT:Auto 1 2389.97 50.85 54.00 -3.15 38.90 26.90 8.10 32.58 9.53 169 290 Average	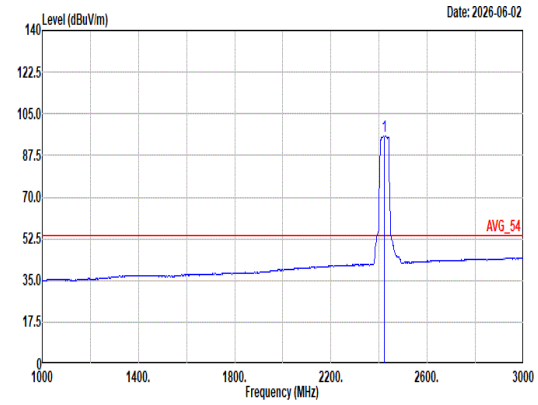 Site : 03CH22-HY Condition: AVG_54 3m DRH18-E_LE2C04A18EN_260520 VERTICAL : RBW:1000.000kHz VBW:1.100kHz SWT:Auto 1 2422.00 95.85 ------ ------ 83.80 26.96 8.16 32.60 9.53 169 290 Average

Mode	21	
	Band Edge - R	
	2400-2483.5_802.11n HT40_CH03_2422MHz	
ANT	6	
Pol.	Vertical	Fundamental
Peak	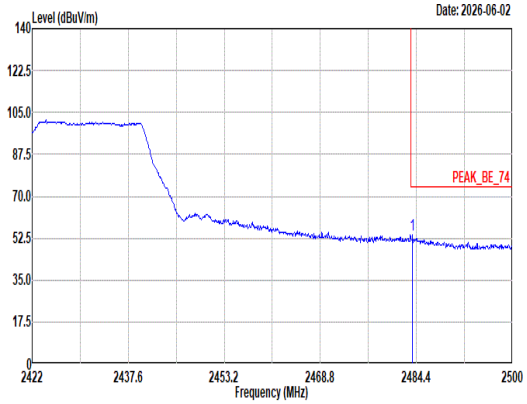 Site : 03CH22-HY Condition: PEAK_BE_74 3m DRH18-E_LE2C04A18EN_260520 VERTICAL : RBW:1000.000kHz VBW:3000.000kHz SWT:Auto Freq Level Limit Line Margin Read Level Ant Factor Cable Loss Preamp Factor Aux Factor APos TPos Remark MHz dBuV/m dBuV/m dB dBuV dB/m dB dB dB cm deg 1 2483.78 53.85 74.00 -20.15 41.50 27.16 8.29 32.64 9.54 169 290 Peak	Blank
Avg	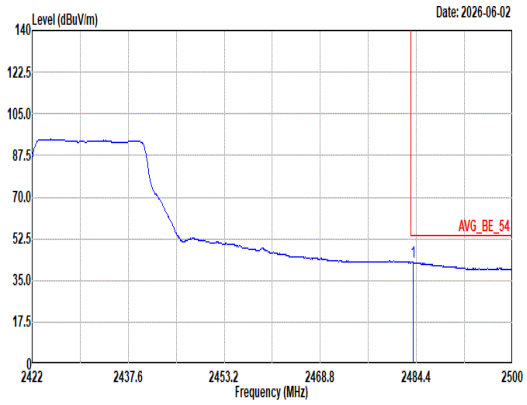 Site : 03CH22-HY Condition: AVG_BE_54 3m DRH18-E_LE2C04A18EN_260520 VERTICAL : RBW:1000.000kHz VBW:1.100kHz SWT:Auto Freq Level Limit Line Margin Read Level Ant Factor Cable Loss Preamp Factor Aux Factor APos TPos Remark MHz dBuV/m dBuV/m dB dBuV dB/m dB dB dB cm deg 1 2483.85 42.74 54.00 -11.26 30.39 27.16 8.29 32.64 9.54 169 290 Average	Blank

Mode	21	
	Harmonic	
	2400-2483.5_802.11n HT40_CH03_2422MHz	
ANT	6	
Pol.	Horizontal	Vertical
Peak Avg	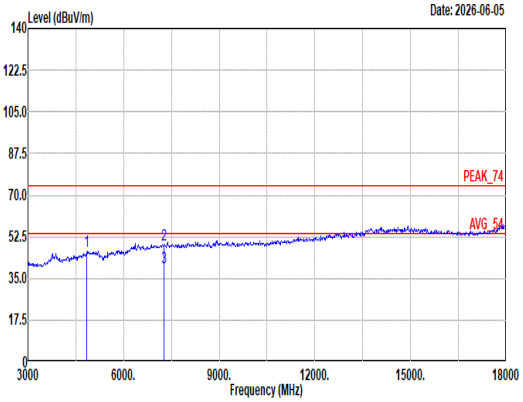 Site : 03CH22-HY Condition: PEAK_74 3m DRH18-E_LE2C04A18EN_260520 HORIZONTAL Freq Level Limit Line Margin Read Level Ant Factor Cable Loss Preamp Factor Aux Factor APos TPos Remark MHz dBuV/m dBuV/m dB dBuV dB/m dB dB dB cm deg 1 4844.00 46.68 74.00 -27.32 34.83 32.40 11.64 33.55 1.36 -- -- Peak 2 7266.00 49.22 74.00 -24.78 33.05 37.06 14.04 36.00 1.07 -- -- Peak 3 7266.00 39.51 54.00 -14.49 23.34 37.06 14.04 36.00 1.07 -- -- Average	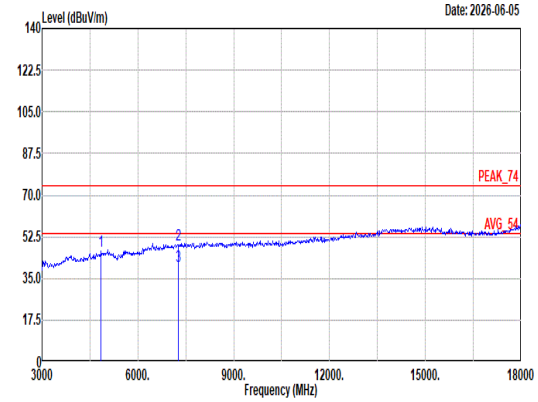 Site : 03CH22-HY Condition: PEAK_74 3m DRH18-E_LE2C04A18EN_260520 VERTICAL Freq Level Limit Line Margin Read Level Ant Factor Cable Loss Preamp Factor Aux Factor APos TPos Remark MHz dBuV/m dBuV/m dB dBuV dB/m dB dB dB cm deg 1 4844.00 46.61 74.00 -27.39 34.76 32.40 11.64 33.55 1.36 -- -- Peak 2 7266.00 49.26 74.00 -24.74 33.09 37.06 14.04 36.00 1.07 -- -- Peak 3 7266.00 40.01 54.00 -13.99 23.84 37.06 14.04 36.00 1.07 -- -- Average

Mode	21	
	Harmonic	
	2400-2483.5_802.11n HT40_CH03_2422MHz	
ANT	6	
Pol.	Horizontal	Vertical
10.6G ~18G Avg	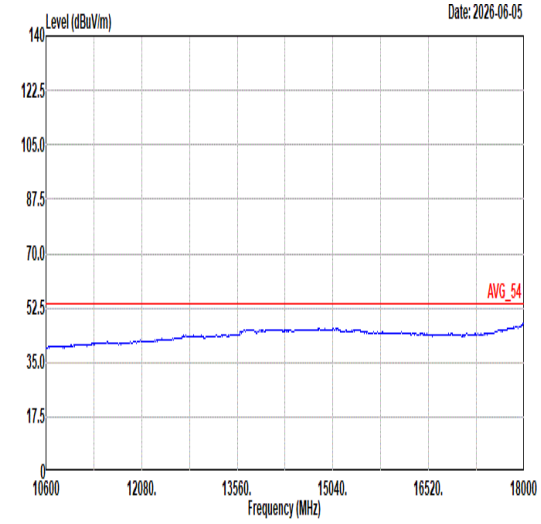 Site : 03CH22-HY Condition: AVG_54 3m DRH18-E_LE2C04A18EN_260520 HORIZONTAL	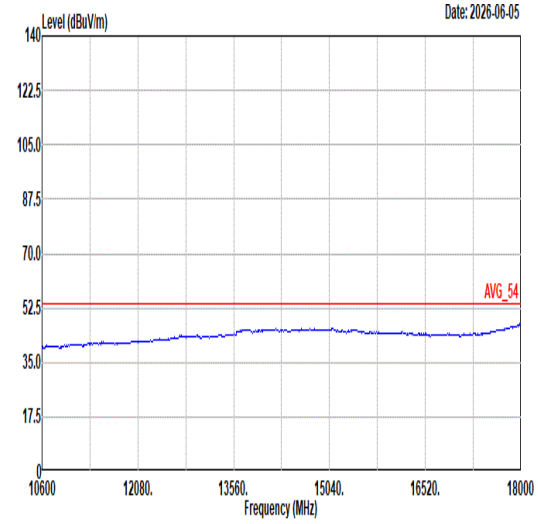 Site : 03CH22-HY Condition: AVG_54 3m DRH18-E_LE2C04A18EN_260520 VERTICAL

Mode	22	
	Band Edge - L	
	2400-2483.5_802.11n HT40_CH06_2437MHz	
ANT	6	
Pol.	Horizontal	Fundamental
Peak	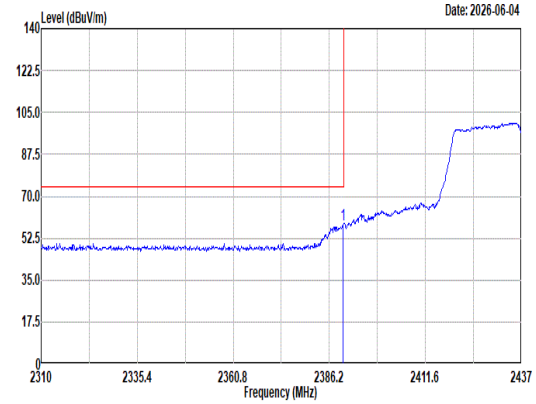 Site : 03CH22-HY Condition: PEAK_BE_74 3m DRH18-E_LE2C04A18EN_260520 HORIZONTAL : RBW:1000.000kHz VBW:3000.000kHz SWT:Auto Freq Level Limit Line Margin Read Level Ant Factor Cable Loss Preamp Factor Aux Factor APos TPos Remark MHz dBuV/m dBuV/m dB dBuV dB/m dB dB dB cm deg 1 2389.88 58.11 74.00 -15.89 46.16 26.90 8.10 32.58 9.53 380 317 Peak	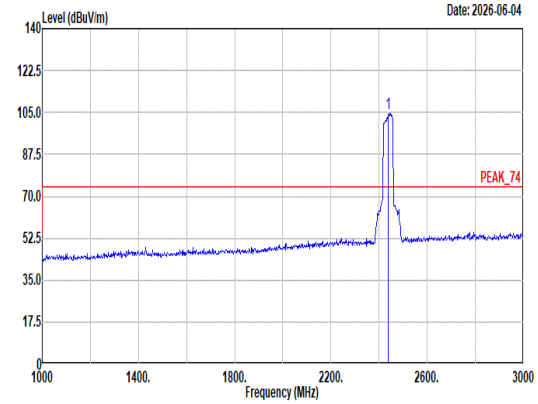 Site : 03CH22-HY Condition: PEAK_74 3m DRH18-E_LE2C04A18EN_260520 HORIZONTAL : RBW:1000.000kHz VBW:3000.000kHz SWT:Auto Freq Level Limit Line Margin Read Level Ant Factor Cable Loss Preamp Factor Aux Factor APos TPos Remark MHz dBuV/m dBuV/m dB dBuV dB/m dB dB dB cm deg 1 2437.00 104.45 ------ ------ 92.38 26.94 8.21 32.61 9.53 380 317 Peak
Avg	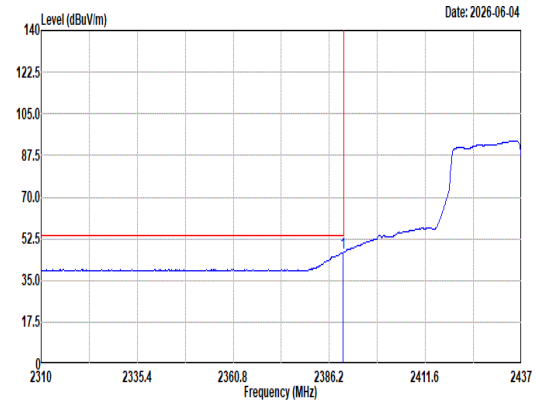 Site : 03CH22-HY Condition: AVG_BE_54 3m DRH18-E_LE2C04A18EN_260520 HORIZONTAL : RBW:1000.000kHz VBW:1.100kHz SWT:Auto Freq Level Limit Line Margin Read Level Ant Factor Cable Loss Preamp Factor Aux Factor APos TPos Remark MHz dBuV/m dBuV/m dB dBuV dB/m dB dB dB cm deg 1 2389.76 46.68 54.00 -7.32 34.73 26.90 8.10 32.58 9.53 380 317 Average	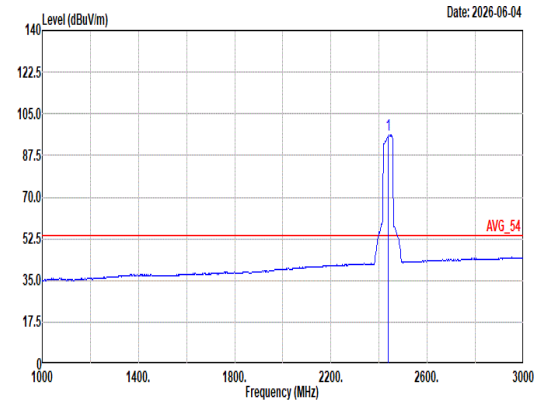 Site : 03CH22-HY Condition: AVG_54 3m DRH18-E_LE2C04A18EN_260520 HORIZONTAL : RBW:1000.000kHz VBW:1.100kHz SWT:Auto Freq Level Limit Line Margin Read Level Ant Factor Cable Loss Preamp Factor Aux Factor APos TPos Remark MHz dBuV/m dBuV/m dB dBuV dB/m dB dB dB cm deg 1 2437.00 96.08 ------ ------ 84.04 26.92 8.21 32.62 9.53 380 317 Average

Mode	22	
	Band Edge - R	
	2400-2483.5_802.11n HT40_CH06_2437MHz	
ANT	6	
Pol.	Horizontal	Fundamental
Peak	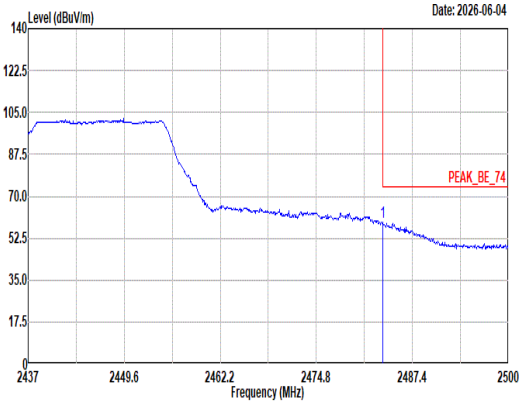 Site : 03CH22-HY Condition: PEAK_BE_74 3m DRH18-E_LE2C04A18EN_260520 HORIZONTAL : RBW:1000.000kHz VBW:3000.000kHz SWT:Auto Limit Read Ant Cable Preamp Aux APos TPos Freq Level Line Margin Level Factor Loss Factor Factor Remark MHz dBuV/m dBuV/m dB dBuV dB/m dB dB dB cm deg 1 2483.56 59.08 74.00 -14.92 46.73 27.16 8.29 32.64 9.54 380 317 Peak	Blank
Avg	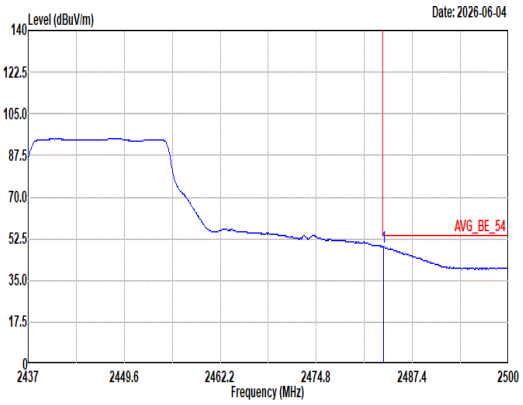 Site : 03CH22-HY Condition: AVG_BE_54 3m DRH18-E_LE2C04A18EN_260520 HORIZONTAL : RBW:1000.000kHz VBW:1.100kHz SWT:Auto Limit Read Ant Cable Preamp Aux APos TPos Freq Level Line Margin Level Factor Loss Factor Factor Remark MHz dBuV/m dBuV/m dB dBuV dB/m dB dB dB cm deg 1 2483.62 49.31 54.00 -4.69 36.96 27.16 8.29 32.64 9.54 380 317 Average	Blank

Mode	22	
	Band Edge - L	
	2400-2483.5_802.11n HT40_CH06_2437MHz	
ANT	6	
Pol.	Vertical	Fundamental
Peak	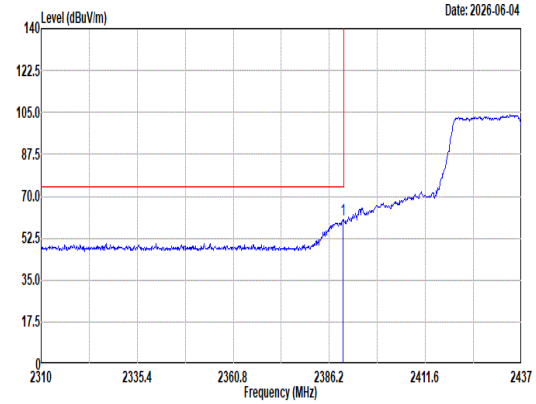 Site : 03CH22-HY Condition: PEAK_BE_74 3m DRH18-E_LE2C04A18EN_260520 VERTICAL : RBW:1000.000kHz VBW:3000.000kHz SWT:Auto Freq Level Limit Line Margin Read Level Ant Factor Cable Loss Preamp Factor Aux Factor APos TPos Remark MHz dBuV/m dBuV/m dB dBuV dB/m dB dB dB cm deg 1 2389.88 60.36 74.00 -13.64 48.41 26.90 8.10 32.58 9.53 200 269 Peak	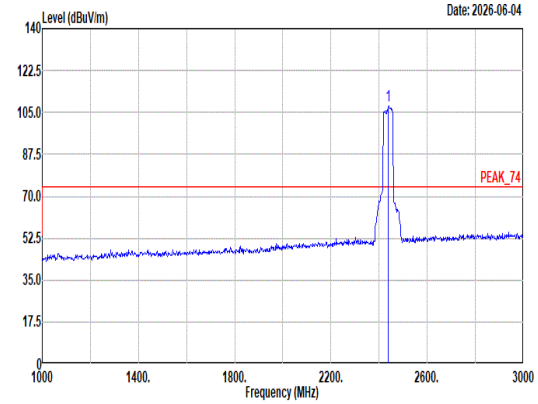 Site : 03CH22-HY Condition: PEAK_74 3m DRH18-E_LE2C04A18EN_260520 VERTICAL : RBW:1000.000kHz VBW:3000.000kHz SWT:Auto Freq Level Limit Line Margin Read Level Ant Factor Cable Loss Preamp Factor Aux Factor APos TPos Remark MHz dBuV/m dBuV/m dB dBuV dB/m dB dB dB cm deg 1 2437.00 107.62 ------ ------ 95.51 27.00 8.19 32.61 9.53 200 269 Peak
Avg	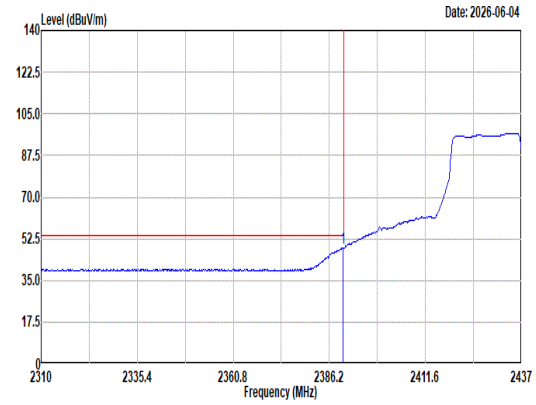 Site : 03CH22-HY Condition: AVG_BE_54 3m DRH18-E_LE2C04A18EN_260520 VERTICAL : RBW:1000.000kHz VBW:1.100kHz SWT:Auto Freq Level Limit Line Margin Read Level Ant Factor Cable Loss Preamp Factor Aux Factor APos TPos Remark MHz dBuV/m dBuV/m dB dBuV dB/m dB dB dB cm deg 1 2389.88 48.66 54.00 -5.34 36.71 26.90 8.10 32.58 9.53 200 269 Average	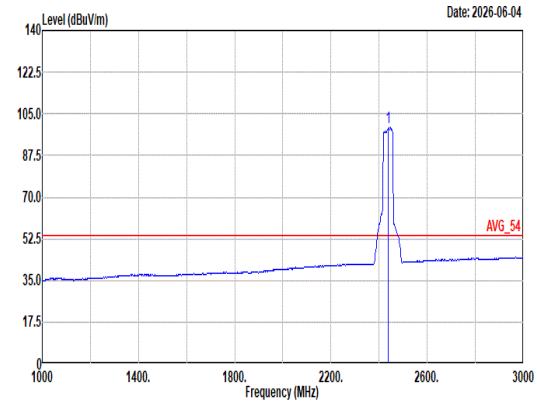 Site : 03CH22-HY Condition: AVG_54 3m DRH18-E_LE2C04A18EN_260520 VERTICAL : RBW:1000.000kHz VBW:1.100kHz SWT:Auto Freq Level Limit Line Margin Read Level Ant Factor Cable Loss Preamp Factor Aux Factor APos TPos Remark MHz dBuV/m dBuV/m dB dBuV dB/m dB dB dB cm deg 1 2437.00 99.10 ------ ------ 87.06 26.92 8.21 32.62 9.53 200 269 Average

Mode	22	
	Band Edge - R	
	2400-2483.5_802.11n HT40_CH06_2437MHz	
ANT	6	
Pol.	Vertical	Fundamental
Peak	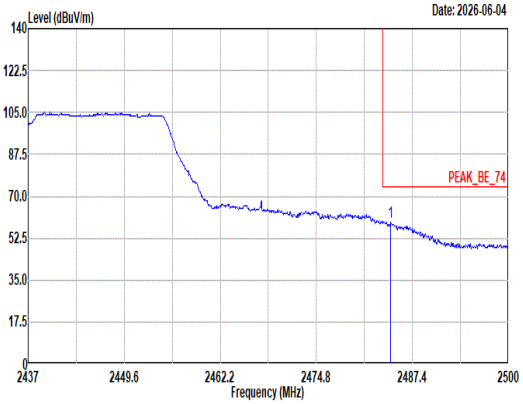 Site : 03CH22-HY Condition: PEAK_BE_74 3m DRH18-E_LE2C04A18EN_260520 VERTICAL : RBW:1000.000kHz VBW:3000.000kHz SWT:Auto Limit Read Ant Cable Preamp Aux APos TPos Freq Level Line Margin Level Factor Loss Factor Factor Remark MHz dBuV/m dBuV/m dB dBuV dB/m dB dB dB cm deg 1 2484.50 59.40 74.00 -14.60 47.06 27.15 8.29 32.64 9.54 200 269 Peak	Blank
Avg	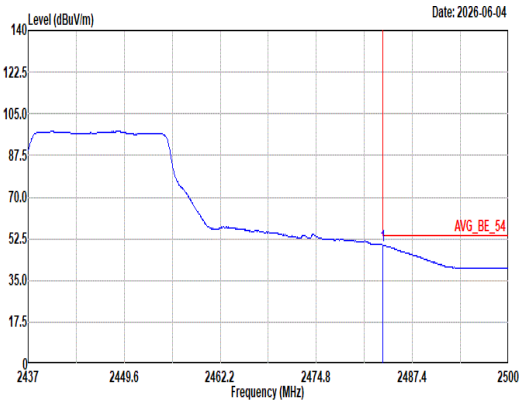 Site : 03CH22-HY Condition: AVG_BE_54 3m DRH18-E_LE2C04A18EN_260520 VERTICAL : RBW:1000.000kHz VBW:1.100kHz SWT:Auto Limit Read Ant Cable Preamp Aux APos TPos Freq Level Line Margin Level Factor Loss Factor Factor Remark MHz dBuV/m dBuV/m dB dBuV dB/m dB dB dB cm deg 1 2483.56 49.86 54.00 -4.14 37.51 27.16 8.29 32.64 9.54 200 269 Average	Blank

Mode	22	
	Harmonic	
	2400-2483.5_802.11n HT40_CH06_2437MHz	
ANT	6	
Pol.	Horizontal	Vertical
Peak Avg	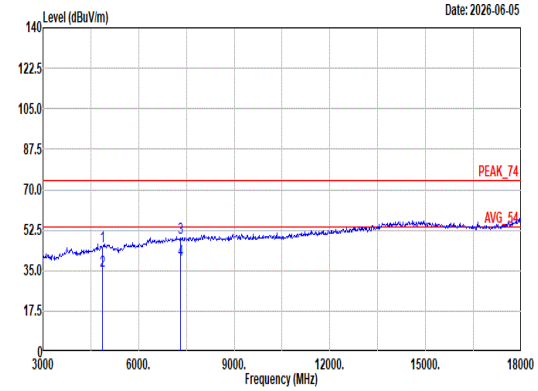 Site : 03CH22-HY Condition: PEAK_74 3m DRH18-E_LE2C04A18EN_260520 HORIZONTAL Freq Level Limit Line Margin Read Level Ant Factor Cable Loss Preamp Factor Aux Factor APos TPos Remark MHz dBuV/m dBuV/m dB dBuV dB/m dB dB dB cm deg 1 4874.00 45.23 74.00 -28.77 33.38 32.45 11.66 33.55 1.29 251 252 Peak 2 4874.00 35.11 54.00 -18.89 23.26 32.45 11.66 33.55 1.29 251 252 Average 3 7311.00 49.11 74.00 -24.89 32.75 37.24 14.07 36.03 1.08 -- -- Peak 4 7311.00 39.59 54.00 -14.41 23.23 37.24 14.07 36.03 1.08 -- -- Average	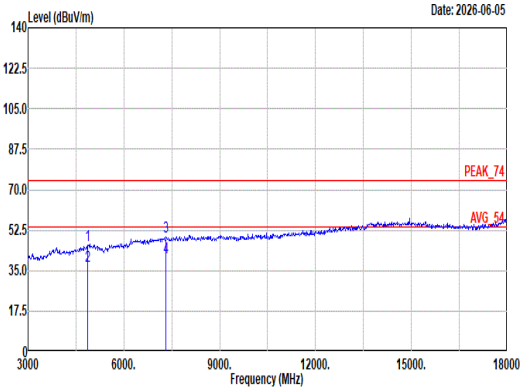 Site : 03CH22-HY Condition: PEAK_74 3m DRH18-E_LE2C04A18EN_260520 VERTICAL Freq Level Limit Line Margin Read Level Ant Factor Cable Loss Preamp Factor Aux Factor APos TPos Remark MHz dBuV/m dBuV/m dB dBuV dB/m dB dB dB cm deg 1 4874.00 45.83 74.00 -28.17 33.98 32.45 11.66 33.55 1.29 261 0 Peak 2 4874.00 36.72 54.00 -17.28 24.87 32.45 11.66 33.55 1.29 261 0 Average 3 7311.00 49.81 74.00 -24.19 33.45 37.24 14.07 36.03 1.08 -- -- Peak 4 7311.00 40.48 54.00 -13.52 24.12 37.24 14.07 36.03 1.08 -- -- Average

Mode	22	
	Harmonic	
	2400-2483.5_802.11n HT40_CH06_2437MHz	
ANT	6	
Pol.	Horizontal	Vertical
10.6G ~18G Avg	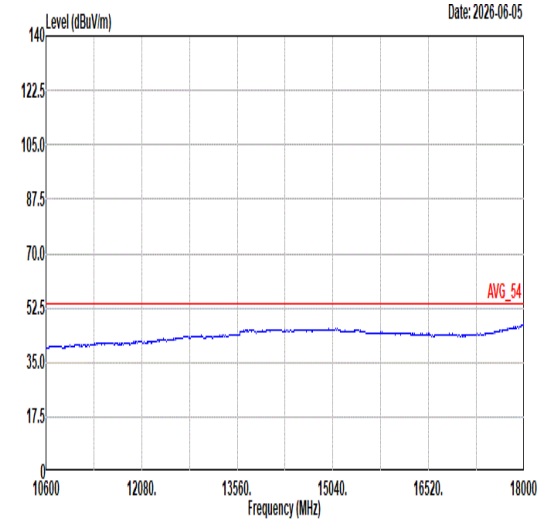 Site : 03CH22-HY Condition: AVG_54 3m DRH18-E_LE2C04A18EN_260520 HORIZONTAL	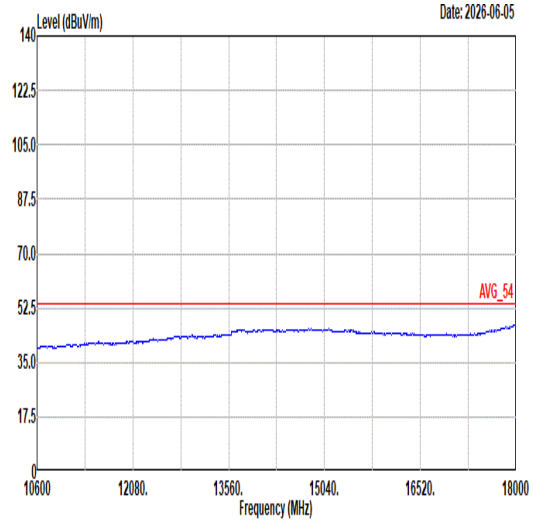 Site : 03CH22-HY Condition: AVG_54 3m DRH18-E_LE2C04A18EN_260520 VERTICAL

Mode	23	
	Band Edge - L	
	2400-2483.5_802.11n HT40_CH09_2452MHz	
ANT	6	
Pol.	Horizontal	Fundamental
Peak	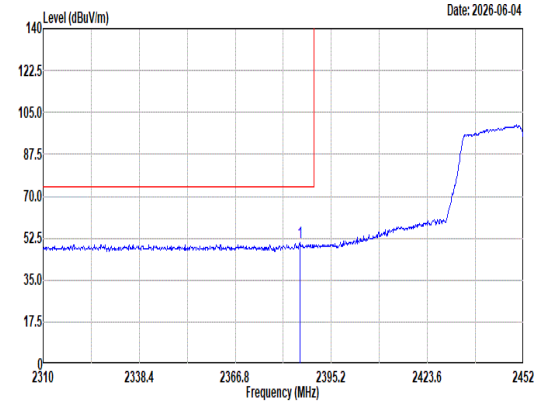 Site : 03CH22-HY Condition: PEAK_BE_74 3m DRH18-E_LE2C04A18EN_260520 HORIZONTAL : RBW:1000.000kHz VBW:3000.000kHz SWT:Auto Freq Level Limit Line Margin Read Level Ant Factor Cable Loss Preamp Factor Aux Factor APos TPos Remark MHz dBuV/m dBuV/m dB dBuV dB/m dB dB dB cm deg 1 2385.83 50.55 74.00 -23.45 38.61 26.90 8.09 32.57 9.52 380 316 Peak	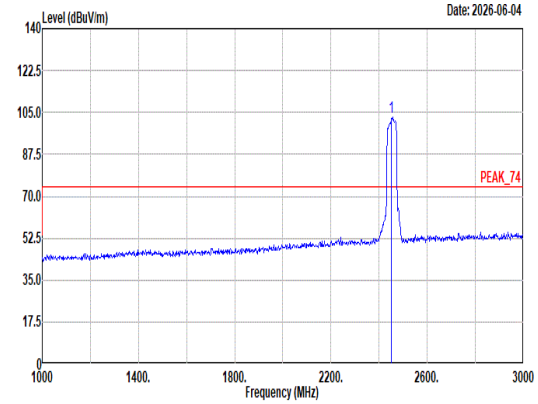 Site : 03CH22-HY Condition: PEAK_74 3m DRH18-E_LE2C04A18EN_260520 HORIZONTAL : RBW:1000.000kHz VBW:3000.000kHz SWT:Auto Freq Level Limit Line Margin Read Level Ant Factor Cable Loss Preamp Factor Aux Factor APos TPos Remark MHz dBuV/m dBuV/m dB dBuV dB/m dB dB dB cm deg 1 2452.00 102.79 ------ ------ 90.68 26.96 8.23 32.62 9.54 380 316 Peak
Avg	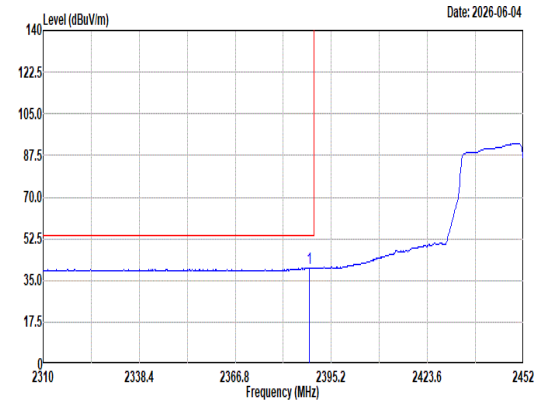 Site : 03CH22-HY Condition: AVG_BE_54 3m DRH18-E_LE2C04A18EN_260520 HORIZONTAL : RBW:1000.000kHz VBW:1.100kHz SWT:Auto Freq Level Limit Line Margin Read Level Ant Factor Cable Loss Preamp Factor Aux Factor APos TPos Remark MHz dBuV/m dBuV/m dB dBuV dB/m dB dB dB cm deg 1 2388.67 40.30 54.00 -13.70 28.35 26.90 8.10 32.58 9.53 380 316 Average	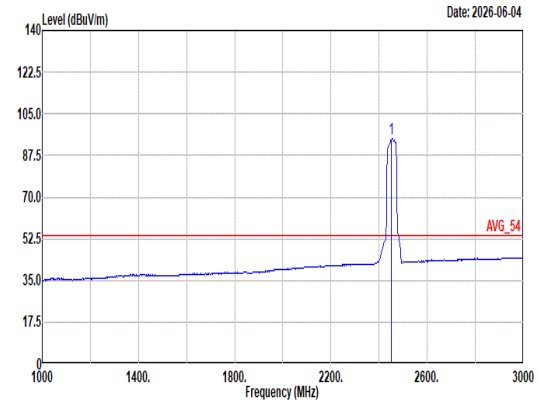 Site : 03CH22-HY Condition: AVG_54 3m DRH18-E_LE2C04A18EN_260520 HORIZONTAL : RBW:1000.000kHz VBW:1.100kHz SWT:Auto Freq Level Limit Line Margin Read Level Ant Factor Cable Loss Preamp Factor Aux Factor APos TPos Remark MHz dBuV/m dBuV/m dB dBuV dB/m dB dB dB cm deg 1 2452.00 94.64 ------ ------ 82.53 26.96 8.23 32.62 9.54 380 316 Average

Mode	23	
	Band Edge - R	
	2400-2483.5_802.11n HT40_CH09_2452MHz	
ANT	6	
Pol.	Horizontal	Fundamental
Peak	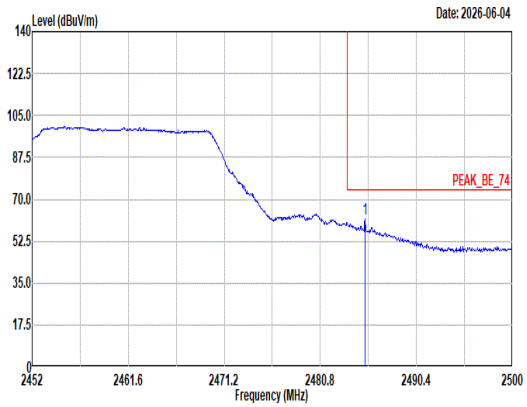 Site : 03CH22-HY Condition: PEAK_BE_74 3m DRH18-E_LE2C04A18EN_260520 HORIZONTAL : RBW:1000.000kHz VBW:3000.000kHz SWT:Auto Limit Read Ant Cable Preamp Aux APos TPos Freq Level Line Margin Level Factor Loss Factor Factor Remark MHz dBuV/m dBuV/m dB dBuV dB/m dB dB dB cm deg 1 2485.26 61.98 74.00 -12.02 49.64 27.15 8.29 32.64 9.54 380 316 Peak	Blank
Avg	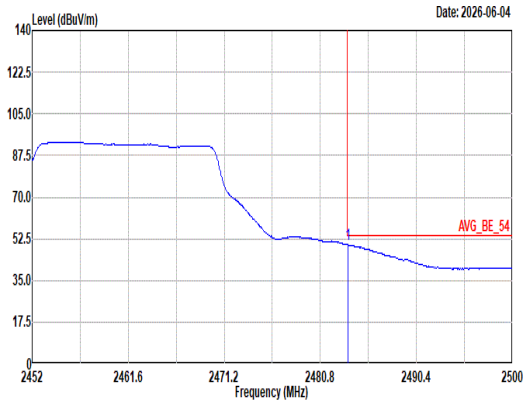 Site : 03CH22-HY Condition: AVG_BE_54 3m DRH18-E_LE2C04A18EN_260520 HORIZONTAL : RBW:1000.000kHz VBW:1.100kHz SWT:Auto Limit Read Ant Cable Preamp Aux APos TPos Freq Level Line Margin Level Factor Loss Factor Factor Remark MHz dBuV/m dBuV/m dB dBuV dB/m dB dB dB cm deg 1 2483.54 50.07 54.00 -3.93 37.72 27.16 8.29 32.64 9.54 380 316 Average	Blank

Mode	23	
	Band Edge - L	
	2400-2483.5_802.11n HT40_CH09_2452MHz	
ANT	6	
Pol.	Vertical	Fundamental
Peak	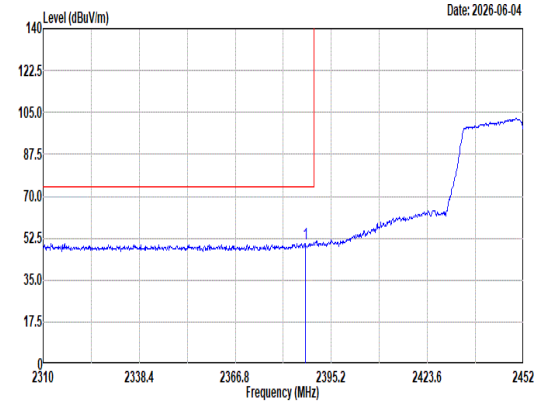 Site : 03CH22-HY Condition: PEAK_BE_74 3m DRH18-E_LE2C04A18EN_260520 VERTICAL : RBW:1000.000kHz VBW:3000.000kHz SWT:Auto 1 2387.53 50.39 74.00 -23.61 38.44 26.90 8.10 32.58 9.53 200 269 Peak	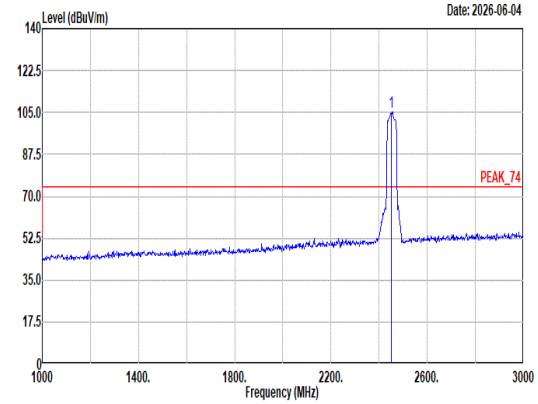 Site : 03CH22-HY Condition: PEAK_74 3m DRH18-E_LE2C04A18EN_260520 VERTICAL : RBW:1000.000kHz VBW:3000.000kHz SWT:Auto 1 2452.00 105.26 ------ ------ 93.15 26.96 8.23 32.62 9.54 200 269 Peak
Avg	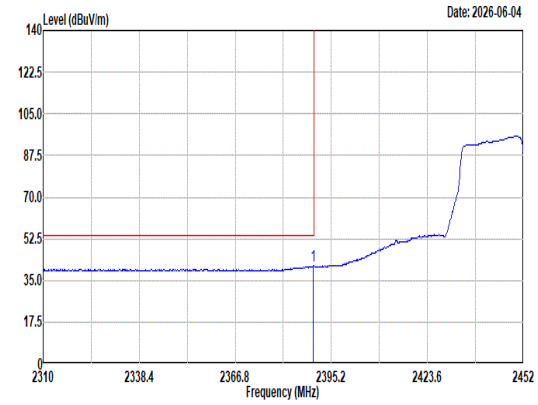 Site : 03CH22-HY Condition: AVG_BE_54 3m DRH18-E_LE2C04A18EN_260520 VERTICAL : RBW:1000.000kHz VBW:1.100kHz SWT:Auto 1 2389.95 40.97 54.00 -13.03 29.02 26.90 8.10 32.58 9.53 200 269 Average	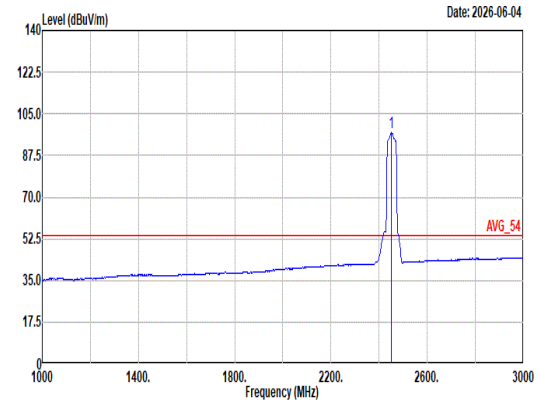 Site : 03CH22-HY Condition: AVG_54 3m DRH18-E_LE2C04A18EN_260520 VERTICAL : RBW:1000.000kHz VBW:1.100kHz SWT:Auto 1 2452.00 96.99 ------ ------ 84.96 26.90 8.22 32.62 9.53 200 269 Average

Mode	23	
	Band Edge - R	
	2400-2483.5_802.11n HT40_CH09_2452MHz	
ANT	6	
Pol.	Vertical	Fundamental
Peak	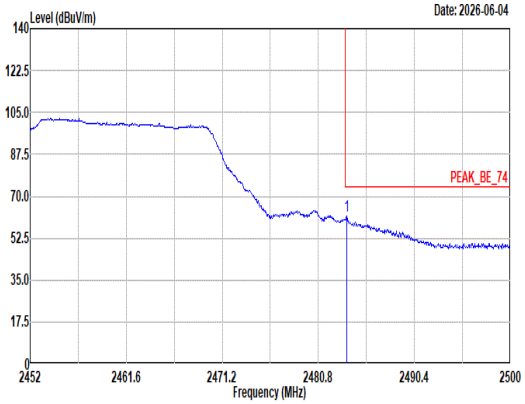 Site : 03CH22-HY Condition: PEAK_BE_74 3m DRH18-E_LE2C04A18EN_260520 VERTICAL : RBW:1000.000kHz VBW:3000.000kHz SWT:Auto Limit Read Ant Cable Preamp Aux APos TPos Freq Level Line Margin Level Factor Loss Factor Factor Remark MHz dBuV/m dBuV/m dB dBuV dB/m dB dB dB cm deg 1 2483.63 61.77 74.00 -12.23 49.42 27.16 8.29 32.64 9.54 200 269 Peak	Blank
Avg	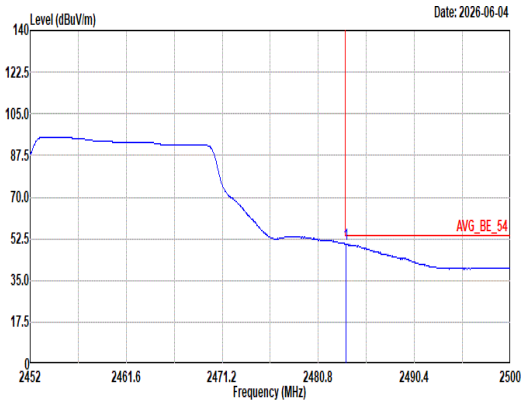 Site : 03CH22-HY Condition: AVG_BE_54 3m DRH18-E_LE2C04A18EN_260520 VERTICAL : RBW:1000.000kHz VBW:1.100kHz SWT:Auto Limit Read Ant Cable Preamp Aux APos TPos Freq Level Line Margin Level Factor Loss Factor Factor Remark MHz dBuV/m dBuV/m dB dBuV dB/m dB dB dB cm deg 1 2483.54 50.32 54.00 -3.68 37.97 27.16 8.29 32.64 9.54 200 269 Average	Blank

Mode	23	
	Harmonic	
	2400-2483.5_802.11n HT40_CH09_2452MHz	
ANT	6	
Pol.	Horizontal	Vertical
Peak Avg	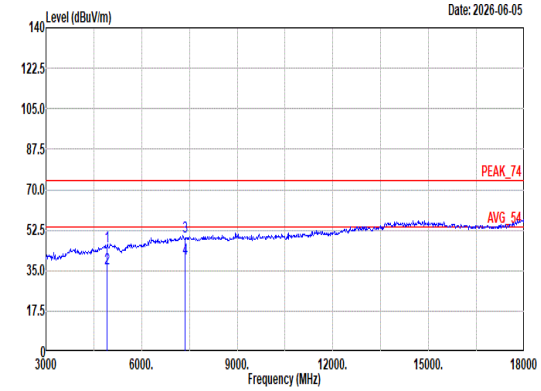 Site : 03CH22-HY Condition: PEAK_74 3m DRH18-E_LE2C04A18EN_260520 HORIZONTAL Freq Level Limit Line Margin Read Level Ant Factor Cable Loss Preamp Factor Aux Factor APos TPos Remark MHz dBuV/m dBuV/m dB dBuV dB/m dB dB dB cm deg 1 4904.00 45.45 74.00 -28.55 33.58 32.52 11.68 33.55 1.22 100 147 Peak 2 4904.00 35.81 54.00 -18.19 23.94 32.52 11.68 33.55 1.22 100 147 Average 3 7356.00 49.45 74.00 -24.55 32.93 37.39 14.11 36.07 1.09 -- -- Peak 4 7356.00 40.24 54.00 -13.76 23.72 37.39 14.11 36.07 1.09 -- -- Average	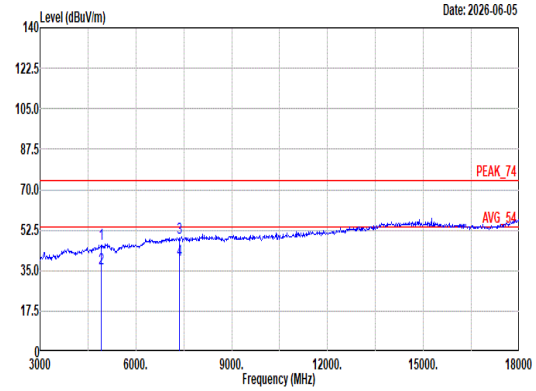 Site : 03CH22-HY Condition: PEAK_74 3m DRH18-E_LE2C04A18EN_260520 VERTICAL Freq Level Limit Line Margin Read Level Ant Factor Cable Loss Preamp Factor Aux Factor APos TPos Remark MHz dBuV/m dBuV/m dB dBuV dB/m dB dB dB cm deg 1 4904.00 46.43 74.00 -27.57 34.56 32.52 11.68 33.55 1.22 162 360 Peak 2 4904.00 36.02 54.00 -17.98 24.15 32.52 11.68 33.55 1.22 162 360 Average 3 7356.00 49.17 74.00 -24.83 32.65 37.39 14.11 36.07 1.09 -- -- Peak 4 7356.00 39.66 54.00 -14.34 23.14 37.39 14.11 36.07 1.09 -- -- Average

Mode	23	
	Harmonic	
	2400-2483.5_802.11n HT40_CH09_2452MHz	
ANT	6	
Pol.	Horizontal	Vertical
10.6G ~18G Avg	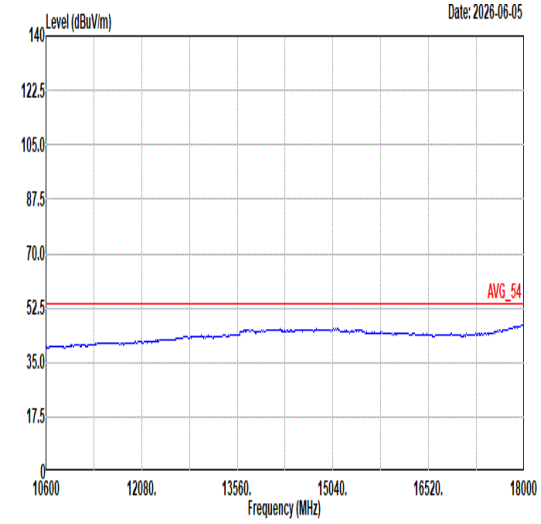 Site : 03CH22-HY Condition: AVG_54 3m DRH18-E_LE2C04A18EN_260520 HORIZONTAL	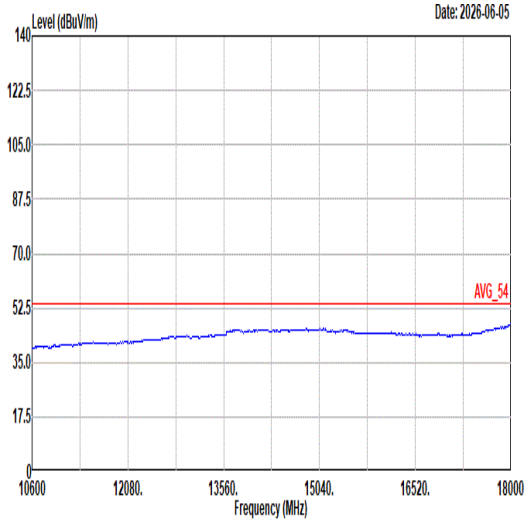 Site : 03CH22-HY Condition: AVG_54 3m DRH18-E_LE2C04A18EN_260520 VERTICAL

Mode	24	
	LF	
	2400-2483.5_802.11b_CH06_2437MHz	
ANT	6	
Pol.	Horizontal	Vertical
QP/ Peak	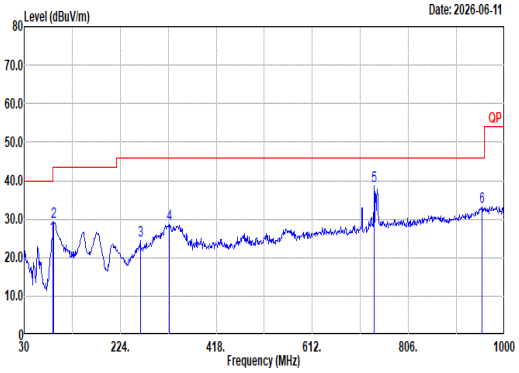 Site : 03CH22-HY Condition: QP 3m Bilog_63304_251126 HORIZONTAL 1 87.23 25.80 40.00 -14.20 42.50 14.30 1.50 32.56 0.06 -- -- Peak 2 89.17 29.29 43.50 -14.21 45.76 14.50 1.52 32.55 0.06 -- -- Peak 3 264.74 24.31 46.00 -21.69 34.15 19.91 2.68 32.51 0.08 -- -- Peak 4 322.94 28.59 46.00 -17.41 38.67 19.40 2.97 32.53 0.08 -- -- Peak 5 737.13 38.55 46.00 -7.45 38.58 27.85 4.48 32.53 0.17 -- -- Peak 6 954.41 33.10 46.00 -12.90 28.14 30.79 5.11 31.17 0.23 -- -- Peak	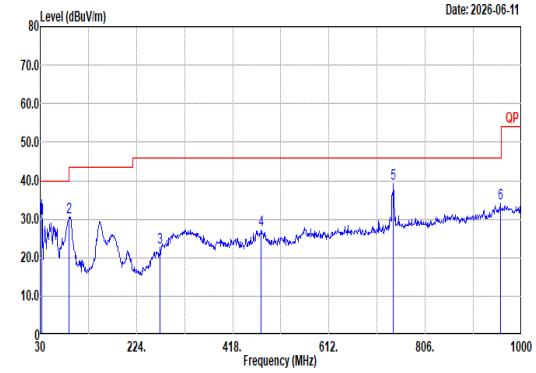 Site : 03CH22-HY Condition: QP 3m Bilog_63304_251126 VERTICAL 1 33.88 30.16 40.00 -9.84 39.53 22.26 0.91 32.57 0.03 100 242 QP 2 88.20 30.51 43.50 -12.99 47.11 14.38 1.51 32.55 0.06 -- -- Peak 3 271.53 22.74 46.00 -23.26 33.71 18.75 2.71 32.51 0.08 -- -- Peak 4 475.23 27.30 46.00 -18.70 32.72 23.49 3.60 32.64 0.13 -- -- Peak 5 741.98 39.25 46.00 -6.75 39.20 27.91 4.49 32.52 0.17 -- -- Peak 6 957.32 34.05 46.00 -11.95 28.95 30.89 5.11 31.14 0.24 -- -- Peak

Mode	25	
	SHF	
	2400-2483.5_802.11b_CH06_2437MHz	
ANT	6	
Pol.	Horizontal	Vertical
Peak	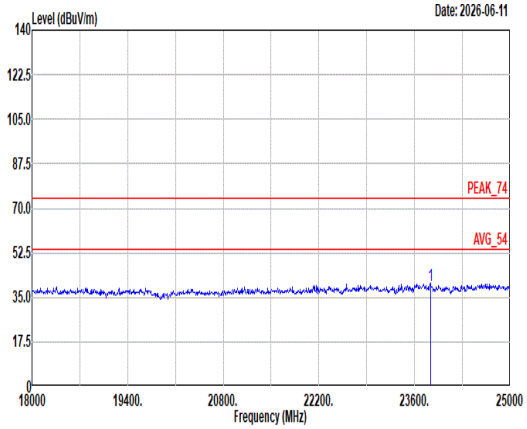 Site : 03CH22-HY Condition: PEAK_74 1m BBHA9170_1225_250702 HORIZONTAL Freq Level Limit Line Margin Read Level Ant Factor Cable Loss Preamp Factor Aux Factor APos TPos Remark MHz dBuV/m dBuV/m dB dBuV dB/m dB dB dB cm deg 1 23836.98 39.39 74.00 -34.61 44.93 39.00 26.03 61.03 -9.54 -- -- PEAK	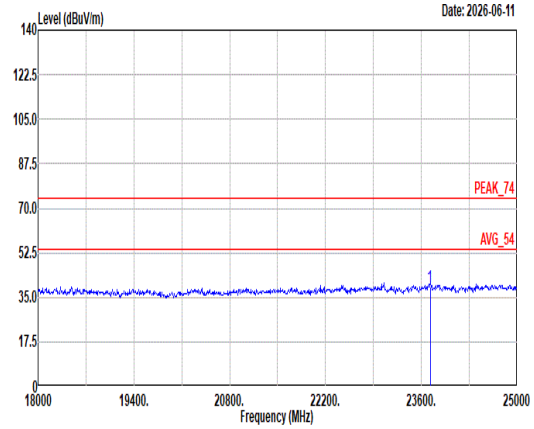 Site : 03CH22-HY Condition: PEAK_74 1m BBHA9170_1225_250702 VERTICAL Freq Level Limit Line Margin Read Level Ant Factor Cable Loss Preamp Factor Aux Factor APos TPos Remark MHz dBuV/m dBuV/m dB dBuV dB/m dB dB dB cm deg 1 23728.13 39.12 74.00 -34.88 44.74 39.00 25.97 61.05 -9.54 -- -- PEAK

Mode	28	
	Band Edge	
	2400-2483.5_802.11n HT20_CH02_2417MHz	
ANT	6	
Pol.	Horizontal	Fundamental
Peak	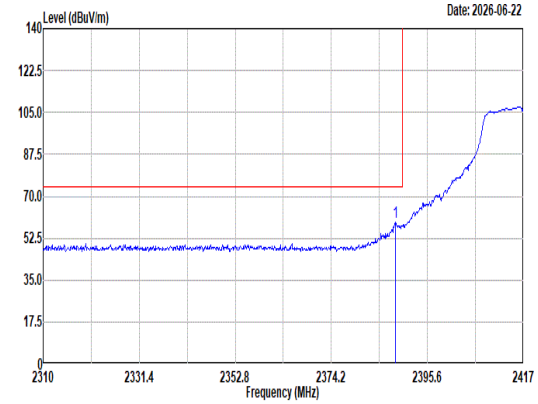 Site : 03CH22-HY Condition: PEAK_BE_74 3m DRH18-E_LE2C04A18EN_260520 HORIZONTAL : RBW:1000.000kHz VBW:3000.000kHz SWT:Auto Freq Level Limit Line Margin Read Level Ant Factor Cable Loss Preamp Factor Aux Factor APos TPos Remark MHz dBuV/m dBuV/m dB dBuV dB/m dB dB dB cm deg 1 2388.54 59.36 74.00 -14.64 47.41 26.90 8.10 32.58 9.53 361 318 Peak	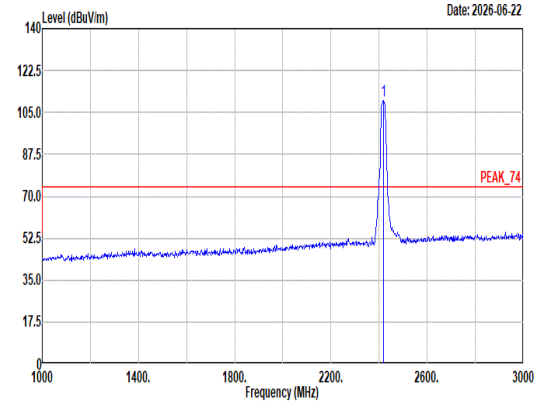 Site : 03CH22-HY Condition: PEAK_74 3m DRH18-E_LE2C04A18EN_260520 HORIZONTAL : RBW:1000.000kHz VBW:3000.000kHz SWT:Auto Freq Level Limit Line Margin Read Level Ant Factor Cable Loss Preamp Factor Aux Factor APos TPos Remark MHz dBuV/m dBuV/m dB dBuV dB/m dB dB dB cm deg 1 2417.00 110.10 ------ ------ 98.12 26.90 8.15 32.60 9.53 361 318 Peak
Avg	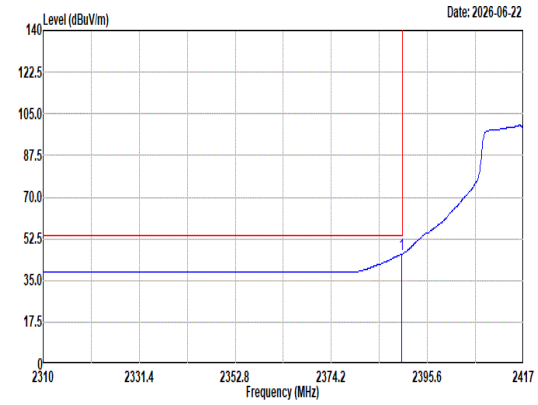 Site : 03CH22-HY Condition: AVG_BE_54 3m DRH18-E_LE2C04A18EN_260520 HORIZONTAL : RBW:1000.000kHz VBW:0.010kHz SWT:Auto Freq Level Limit Line Margin Read Level Ant Factor Cable Loss Preamp Factor Aux Factor APos TPos Remark MHz dBuV/m dBuV/m dB dBuV dB/m dB dB dB cm deg 1 2389.93 46.11 54.00 -7.89 34.16 26.90 8.10 32.58 9.53 361 318 Average	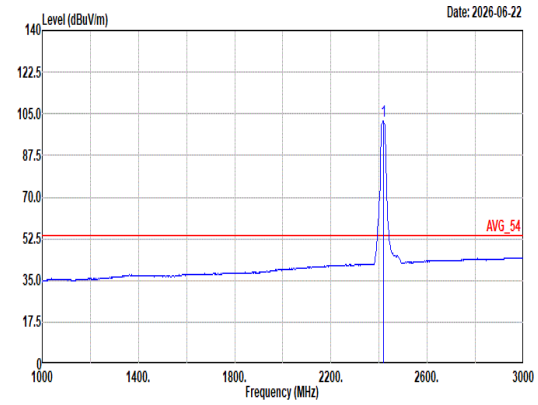 Site : 03CH22-HY Condition: AVG_54 3m DRH18-E_LE2C04A18EN_260520 HORIZONTAL : RBW:1000.000kHz VBW:0.010kHz SWT:Auto Freq Level Limit Line Margin Read Level Ant Factor Cable Loss Preamp Factor Aux Factor APos TPos Remark MHz dBuV/m dBuV/m dB dBuV dB/m dB dB dB cm deg 1 2417.00 102.00 ------ ------ 90.02 26.90 8.15 32.60 9.53 361 318 Average

Mode	28	
	Band Edge	
	2400-2483.5_802.11n HT20_CH02_2417MHz	
ANT	6	
Pol.	Vertical	Fundamental
Peak	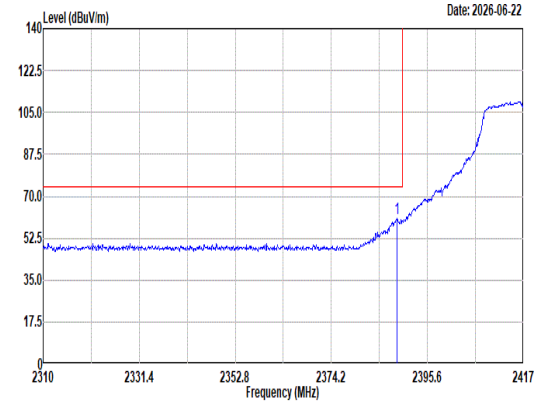 Site : 03CH22-HY Condition: PEAK_BE_74 3m DRH18-E_LE2C04A18EN_260520 VERTICAL : RBW:1000.000kHz VBW:3000.000kHz SWT:Auto 1 2388.86 60.82 74.00 -13.18 48.87 26.90 8.10 32.58 9.53 226 272 Peak	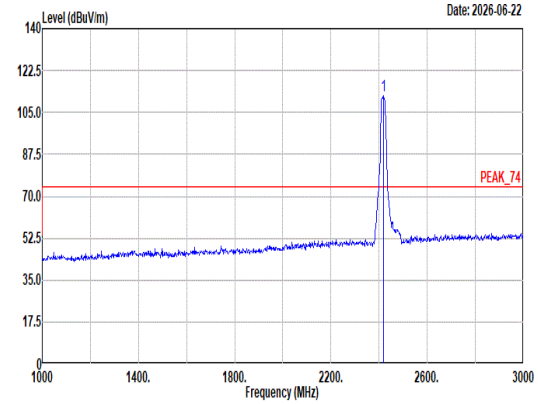 Site : 03CH22-HY Condition: PEAK_74 3m DRH18-E_LE2C04A18EN_260520 VERTICAL : RBW:1000.000kHz VBW:3000.000kHz SWT:Auto 1 2417.00 111.83 ------ ------ 99.85 26.90 8.15 32.60 9.53 226 272 Peak
Avg	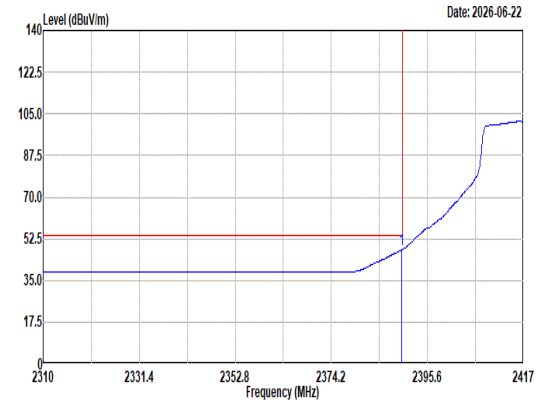 Site : 03CH22-HY Condition: AVG_BE_54 3m DRH18-E_LE2C04A18EN_260520 VERTICAL : RBW:1000.000kHz VBW:0.010kHz SWT:Auto 1 2389.93 47.85 54.00 -6.15 35.90 26.90 8.10 32.58 9.53 226 272 Average	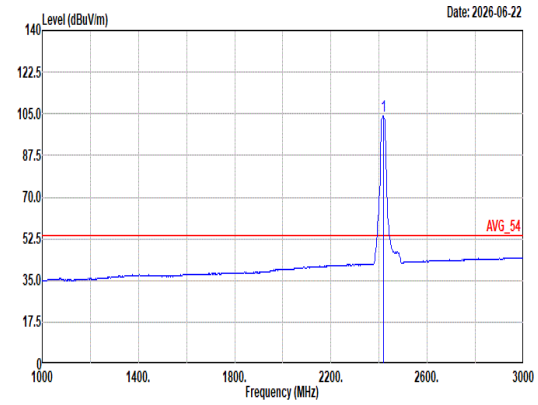 Site : 03CH22-HY Condition: AVG_54 3m DRH18-E_LE2C04A18EN_260520 VERTICAL : RBW:1000.000kHz VBW:0.010kHz SWT:Auto 1 2417.00 103.90 ------ ------ 91.92 26.90 8.15 32.60 9.53 226 272 Average

Mode	29	
	Band Edge	
	2400-2483.5_802.11n HT20_CH10_2457MHz	
ANT	6	
Pol.	Horizontal	Fundamental
Peak	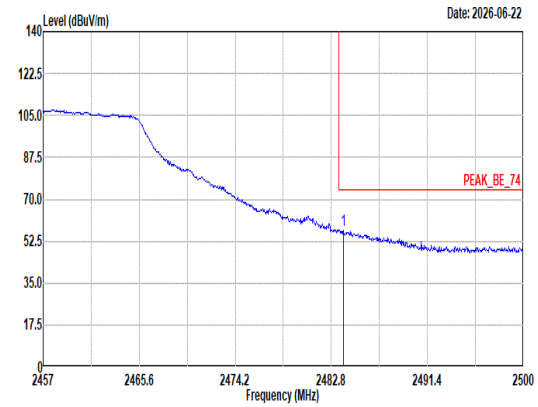 Site : 03CH22-HY Condition: PEAK_BE_74 3m DRH18-E_LE2C04A18EN_260520 HORIZONTAL : RBW:1000.000kHz VBW:3000.000kHz SWT:Auto 1 2483.88 57.18 74.00 -16.82 44.83 27.16 8.29 32.64 9.54 341 316 Peak	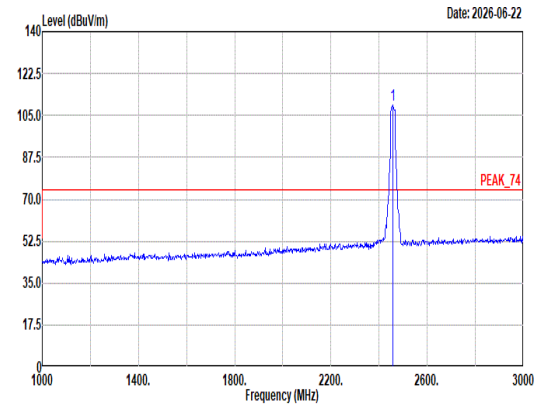 Site : 03CH22-HY Condition: PEAK_74 3m DRH18-E_LE2C04A18EN_260520 HORIZONTAL : RBW:1000.000kHz VBW:3000.000kHz SWT:Auto 1 2457.00 109.58 ------ ------ 97.45 26.98 8.23 32.62 9.54 341 316 Peak
Avg	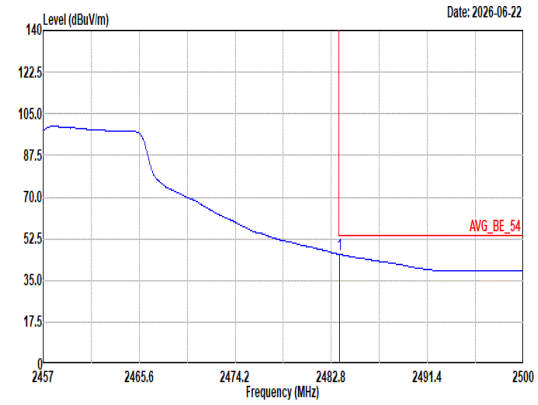 Site : 03CH22-HY Condition: AVG_BE_54 3m DRH18-E_LE2C04A18EN_260520 HORIZONTAL : RBW:1000.000kHz VBW:0.010kHz SWT:Auto 1 2483.53 45.93 54.00 -8.07 33.58 27.16 8.29 32.64 9.54 341 316 Average	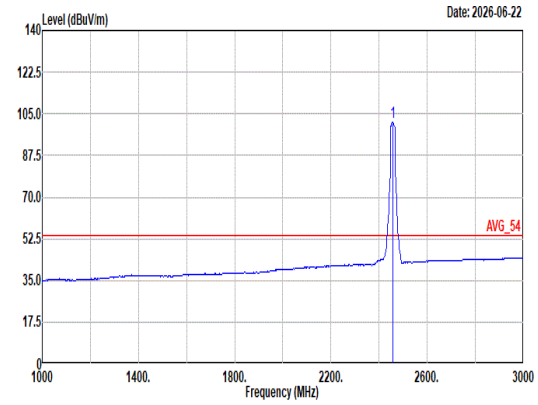 Site : 03CH22-HY Condition: AVG_54 3m DRH18-E_LE2C04A18EN_260520 HORIZONTAL : RBW:1000.000kHz VBW:0.010kHz SWT:Auto 1 2457.00 101.66 ------ ------ 89.55 26.96 8.23 32.62 9.54 341 316 Average

Mode	29	
	Band Edge	
	2400-2483.5_802.11n HT20_CH10_2457MHz	
ANT	6	
Pol.	Vertical	Fundamental
Peak	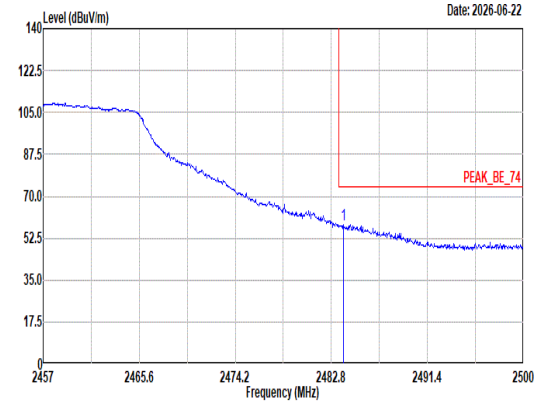 Site : 03CH22-HY Condition: PEAK_BE_74 3m DRH18-E_LE2C04A18EN_260520 VERTICAL : RBW:1000.000kHz VBW:3000.000kHz SWT:Auto Freq Level Limit Line Margin Read Level Ant Factor Cable Loss Preamp Factor Aux Factor APos TPos Remark MHz dBuV/m dBuV/m dB dBuV dB/m dB dB dB cm deg 1 2483.88 58.16 74.00 -15.84 45.81 27.16 8.29 32.64 9.54 124 241 Peak	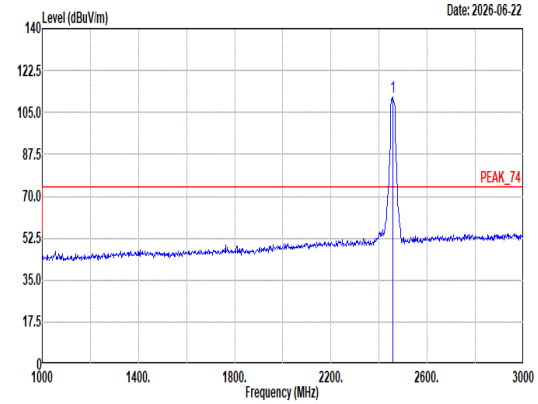 Site : 03CH22-HY Condition: PEAK_74 3m DRH18-E_LE2C04A18EN_260520 VERTICAL : RBW:1000.000kHz VBW:3000.000kHz SWT:Auto Freq Level Limit Line Margin Read Level Ant Factor Cable Loss Preamp Factor Aux Factor APos TPos Remark MHz dBuV/m dBuV/m dB dBuV dB/m dB dB dB cm deg 1 2457.00 111.39 ------ ------ 99.28 26.96 8.23 32.62 9.54 124 241 Peak
Avg	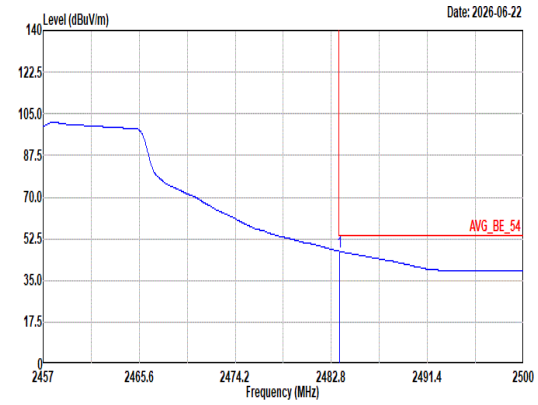 Site : 03CH22-HY Condition: AVG_BE_54 3m DRH18-E_LE2C04A18EN_260520 VERTICAL : RBW:1000.000kHz VBW:0.010kHz SWT:Auto Freq Level Limit Line Margin Read Level Ant Factor Cable Loss Preamp Factor Aux Factor APos TPos Remark MHz dBuV/m dBuV/m dB dBuV dB/m dB dB dB cm deg 1 2483.53 47.26 54.00 -6.74 34.91 27.16 8.29 32.64 9.54 124 241 Average	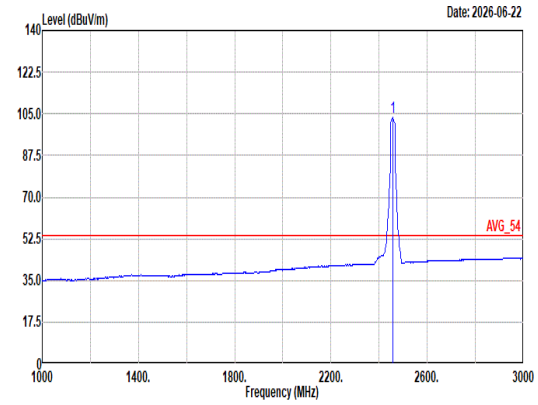 Site : 03CH22-HY Condition: AVG_54 3m DRH18-E_LE2C04A18EN_260520 VERTICAL : RBW:1000.000kHz VBW:0.010kHz SWT:Auto Freq Level Limit Line Margin Read Level Ant Factor Cable Loss Preamp Factor Aux Factor APos TPos Remark MHz dBuV/m dBuV/m dB dBuV dB/m dB dB dB cm deg 1 2457.00 103.34 ------ ------ 91.23 26.96 8.23 32.62 9.54 124 241 Average

Mode	30	
	Band Edge - L	
	2400-2483.5_802.11n HT40_CH04_2427MHz	
ANT	6	
Pol.	Horizontal	Fundamental
Peak	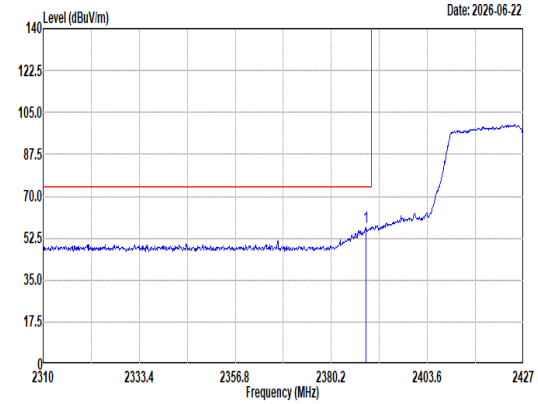 Site : 03CH22-HY Condition: PEAK_BE_74 3m DRH18-E_LE2C04A18EN_260520 HORIZONTAL : RBW:1000.000kHz VBW:3000.000kHz SWT:Auto Freq Level Limit Line Margin Read Level Ant Factor Cable Loss Preamp Factor Aux Factor APos TPos Remark MHz dBuV/m dBuV/m dB dBuV dB/m dB dB dB cm deg 1 2388.62 57.03 74.00 -16.97 45.08 26.90 8.10 32.58 9.53 359 319 Peak	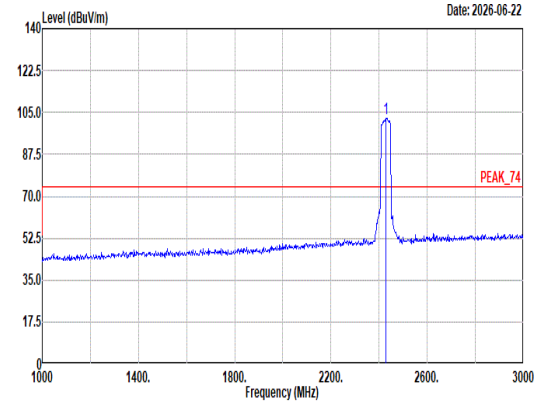 Site : 03CH22-HY Condition: PEAK_74 3m DRH18-E_LE2C04A18EN_260520 HORIZONTAL : RBW:1000.000kHz VBW:3000.000kHz SWT:Auto Freq Level Limit Line Margin Read Level Ant Factor Cable Loss Preamp Factor Aux Factor APos TPos Remark MHz dBuV/m dBuV/m dB dBuV dB/m dB dB dB cm deg 1 2427.00 102.69 ------ ------ 90.59 27.00 8.17 32.60 9.53 359 319 Peak
Avg	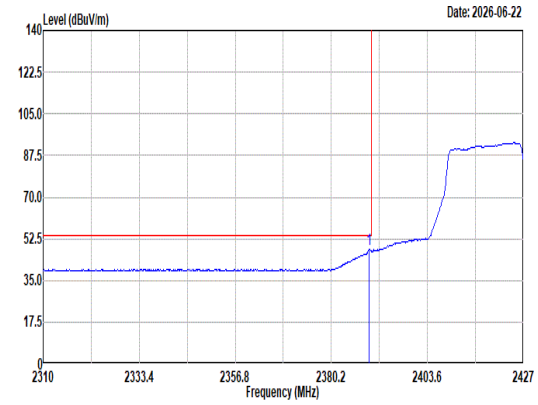 Site : 03CH22-HY Condition: AVG_BE_54 3m DRH18-E_LE2C04A18EN_260520 HORIZONTAL : RBW:1000.000kHz VBW:1.100kHz SWT:Auto Freq Level Limit Line Margin Read Level Ant Factor Cable Loss Preamp Factor Aux Factor APos TPos Remark MHz dBuV/m dBuV/m dB dBuV dB/m dB dB dB cm deg 1 2389.44 47.98 54.00 -6.02 36.03 26.90 8.10 32.58 9.53 359 319 Average	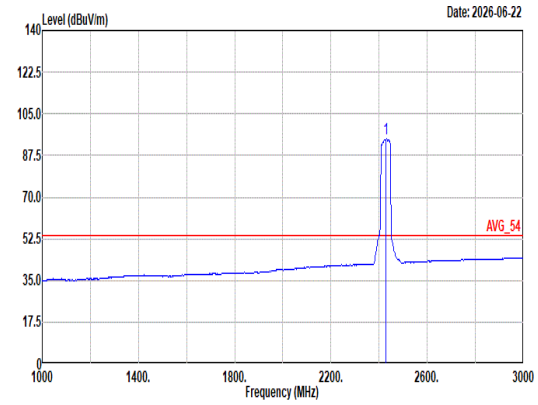 Site : 03CH22-HY Condition: AVG_54 3m DRH18-E_LE2C04A18EN_260520 HORIZONTAL : RBW:1000.000kHz VBW:1.100kHz SWT:Auto Freq Level Limit Line Margin Read Level Ant Factor Cable Loss Preamp Factor Aux Factor APos TPos Remark MHz dBuV/m dBuV/m dB dBuV dB/m dB dB dB cm deg 1 2427.00 94.43 ------ ------ 82.33 27.00 8.17 32.60 9.53 359 319 Average

Mode	30	
	Band Edge - R	
	2400-2483.5_802.11n HT40_CH04_2427MHz	
ANT	6	
Pol.	Horizontal	Fundamental
Peak	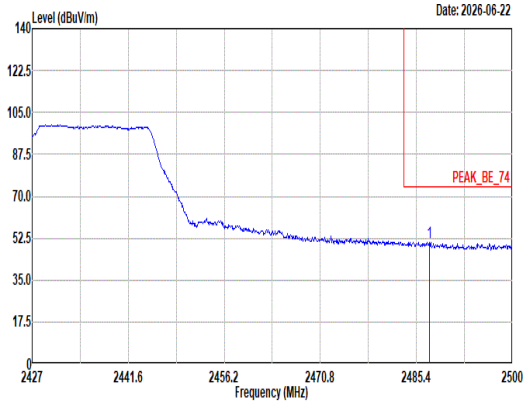 Site : 03CH22-HY Condition: PEAK_BE_74 3m DRH18-E_LE2C04A18EN_260520 HORIZONTAL : RBW:1000.000kHz VBW:3000.000kHz SWT:Auto Limit Read Ant Cable Preamp Aux APos TPos Freq Level Line Margin Level Factor Loss Factor Factor Remark MHz dBuV/m dBuV/m dB dBuV dB/m dB dB dB cm deg 1 2487.37 50.79 74.00 -23.21 38.47 27.13 8.29 32.64 9.54 359 319 Peak	Blank
Avg	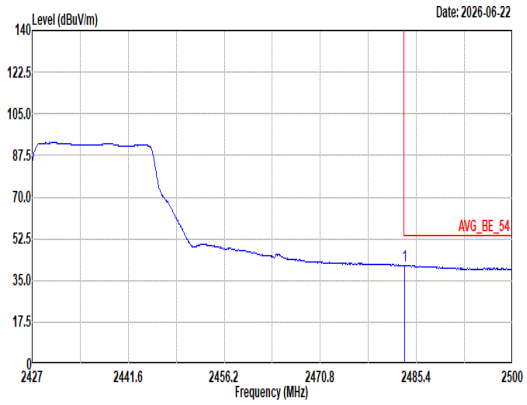 Site : 03CH22-HY Condition: AVG_BE_54 3m DRH18-E_LE2C04A18EN_260520 HORIZONTAL : RBW:1000.000kHz VBW:1.100kHz SWT:Auto Limit Read Ant Cable Preamp Aux APos TPos Freq Level Line Margin Level Factor Loss Factor Factor Remark MHz dBuV/m dBuV/m dB dBuV dB/m dB dB dB cm deg 1 2483.65 41.46 54.00 -12.54 29.11 27.16 8.29 32.64 9.54 359 319 Average	Blank

Mode	30	
	Band Edge - L	
	2400-2483.5_802.11n HT40_CH04_2427MHz	
ANT	6	
Pol.	Vertical	Fundamental
Peak	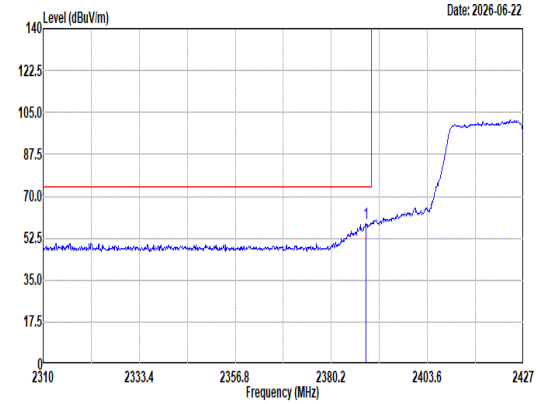 Site : 03CH22-HY Condition: PEAK_BE_74 3m DRH18-E_LE2C04A18EN_260520 VERTICAL : RBW:1000.000kHz VBW:3000.000kHz SWT:Auto 1 2388.62 58.78 74.00 -15.22 46.83 26.90 8.10 32.58 9.53 164 292 Peak	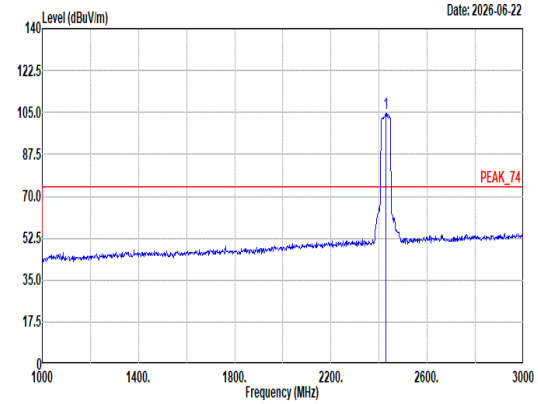 Site : 03CH22-HY Condition: PEAK_74 3m DRH18-E_LE2C04A18EN_260520 VERTICAL : RBW:1000.000kHz VBW:3000.000kHz SWT:Auto 1 2427.00 104.59 ------ ------ 92.49 27.00 8.17 32.60 9.53 164 292 Peak
Avg	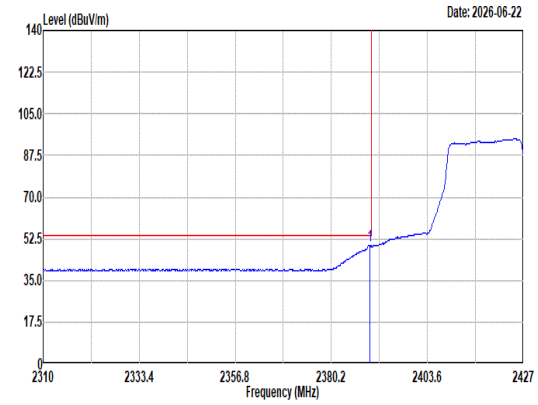 Site : 03CH22-HY Condition: AVG_BE_54 3m DRH18-E_LE2C04A18EN_260520 VERTICAL : RBW:1000.000kHz VBW:1.100kHz SWT:Auto 1 2389.56 49.85 54.00 -4.15 37.90 26.90 8.10 32.58 9.53 164 292 Average	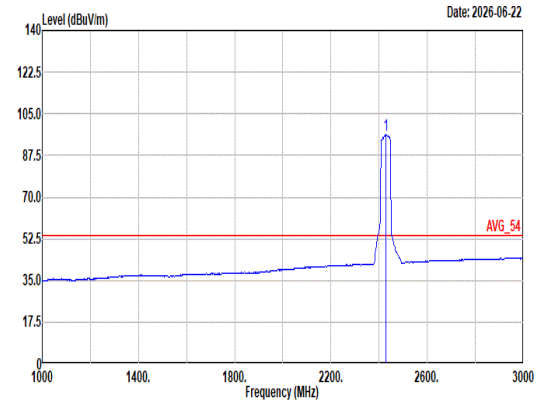 Site : 03CH22-HY Condition: AVG_54 3m DRH18-E_LE2C04A18EN_260520 VERTICAL : RBW:1000.000kHz VBW:1.100kHz SWT:Auto 1 2427.00 96.21 ------ ------ 84.11 27.00 8.17 32.60 9.53 164 292 Average