Mode	3	
	Band Edge - R	
	U-NII-1_5.15-5.25_802.11a_CH48_5240MHz	
ANT	6	
Pol.	Vertical	Fundamental
Peak	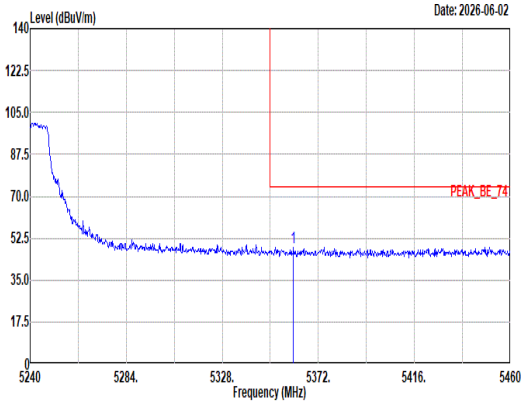 Site : 03CH22-HY Condition: PEAK_BE_74 3m 9120D_02038_250807 VERTICAL : RBW:1000.000kHz VBW:3000.000kHz SWT:Auto Limit Read Ant Cable Preamp Aux APos TPos Freq Level Line Margin Level Factor Loss Factor Factor Remark MHz dBuV/m dBuV/m dB dBuV dB/m dB dB dB cm deg 1 5360.56 48.79 74.00 -25.21 36.94 32.88 12.24 34.17 0.90 100 288 Peak	Blank
Avg	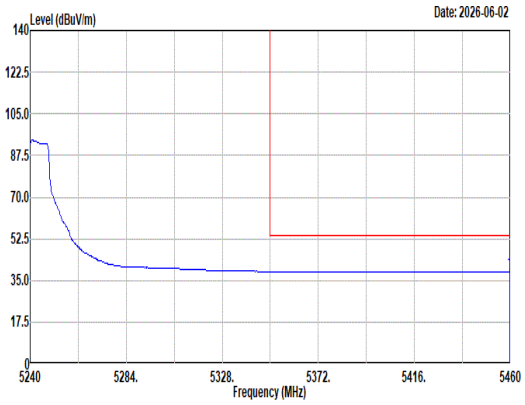 Site : 03CH22-HY Condition: AVG_BE_54 3m 9120D_02038_250807 VERTICAL : RBW:1000.000kHz VBW:0.010kHz SWT:Auto Limit Read Ant Cable Preamp Aux APos TPos Freq Level Line Margin Level Factor Loss Factor Factor Remark MHz dBuV/m dBuV/m dB dBuV dB/m dB dB dB cm deg 1 5459.56 38.76 54.00 -15.24 27.09 32.82 12.32 34.35 0.88 100 288 Average	Blank

Mode	3	
	Harmonic	
	U-NII-1_5.15-5.25_802.11a_CH48_5240MHz	
ANT	6	
Pol.	Horizontal	Vertical
Peak Avg	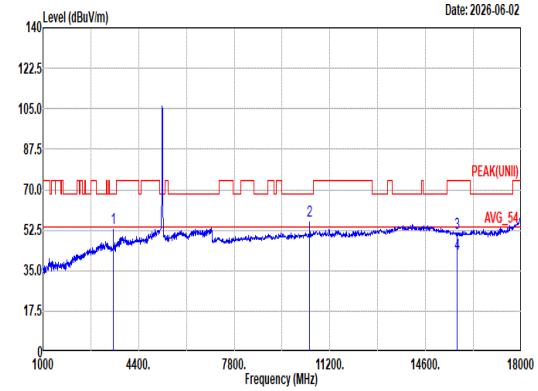 Site : 03CH22-HY Condition: PEAK(UNII) 3m 9120D_02038_250807 HORIZONTAL Freq Level Limit Line Margin Read Level Ant Factor Cable Loss Preamp Factor Aux Factor APos TPos Remark MHz dBuV/m dBuV/m dB dBuV dB/m dB dB dB cm deg 1 3496.00 53.16 68.20 -15.04 46.24 29.50 9.89 33.29 0.82 109 312 Peak 2 10480.00 56.52 68.20 -11.68 39.46 38.30 16.93 39.46 1.29 100 135 Peak 3 15720.00 51.26 74.00 -22.74 35.07 38.26 20.88 44.89 1.94 -- -- Peak 4 15720.00 42.06 54.00 -11.94 25.87 38.26 20.88 44.89 1.94 -- -- Average	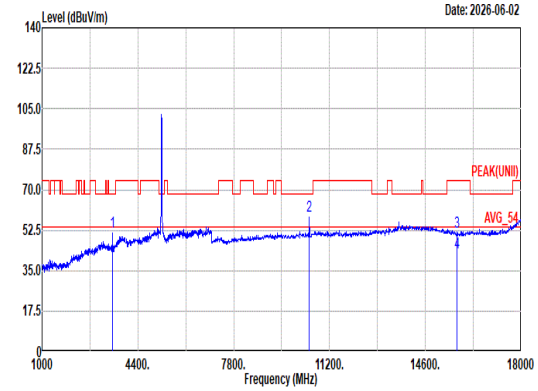 Site : 03CH22-HY Condition: PEAK(UNII) 3m 9120D_02038_250807 VERTICAL Freq Level Limit Line Margin Read Level Ant Factor Cable Loss Preamp Factor Aux Factor APos TPos Remark MHz dBuV/m dBuV/m dB dBuV dB/m dB dB dB cm deg 1 3496.00 51.60 68.20 -16.60 44.68 29.50 9.89 33.29 0.82 400 290 Peak 2 10480.00 58.62 68.20 -9.58 41.56 38.30 16.93 39.46 1.29 109 60 Peak 3 15720.00 51.79 74.00 -22.21 35.60 38.26 20.88 44.89 1.94 -- -- Peak 4 15720.00 42.63 54.00 -11.37 26.44 38.26 20.88 44.89 1.94 -- -- Average

Mode	3	
	Harmonic	
	U-NII-1_5.15-5.25_802.11a_CH48_5240MHz	
ANT	6	
Pol.	Horizontal	Vertical
10.6G ~18G Avg	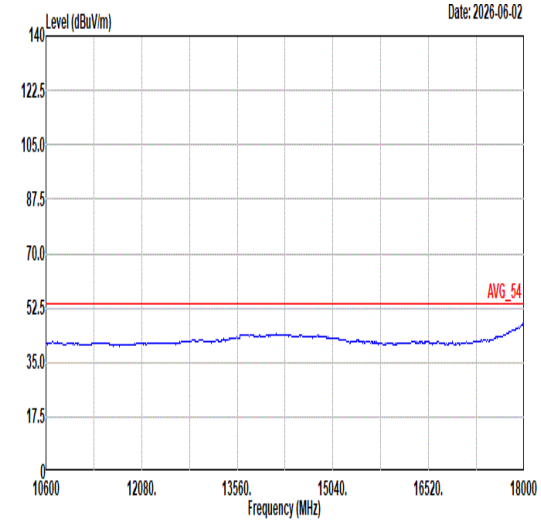 Site : 03CH22-HY Condition: AVG_54 3m 9120D_02038_250807 HORIZONTAL	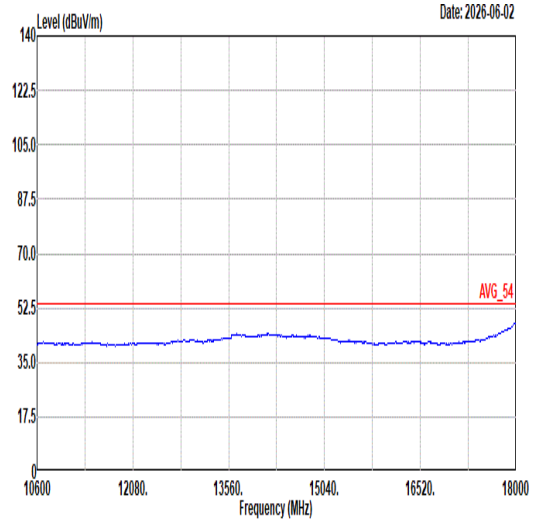 Site : 03CH22-HY Condition: AVG_54 3m 9120D_02038_250807 VERTICAL

Mode	4	
	Band Edge - L	
	U-NII-2A_5.25-5.35_802.11a_CH52_5260MHz	
ANT	6	
Pol.	Horizontal	Fundamental
Peak	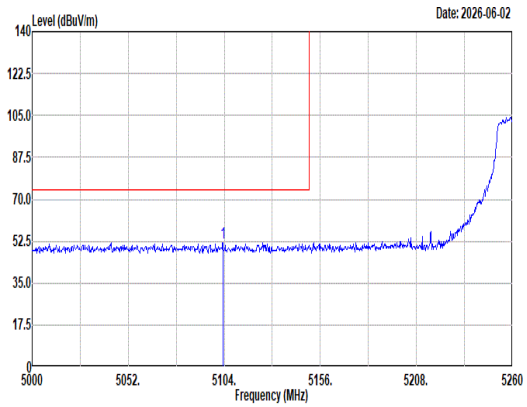 Site : 03CH22-HY Condition: PEAK_BE_74 3m 9120D_02038_250807 HORIZONTAL : RBW:1000.000kHz VBW:3000.000kHz SWT:Auto Freq Level Limit Line Margin Read Level Ant Factor Cable Loss Preamp Factor Aux Factor APos TPos Remark MHz dBuV/m dBuV/m dB dBuV dB/m dB dB dB cm deg 1 5103.22 51.98 74.00 -22.02 39.74 33.01 11.91 33.72 1.04 100 59 Peak	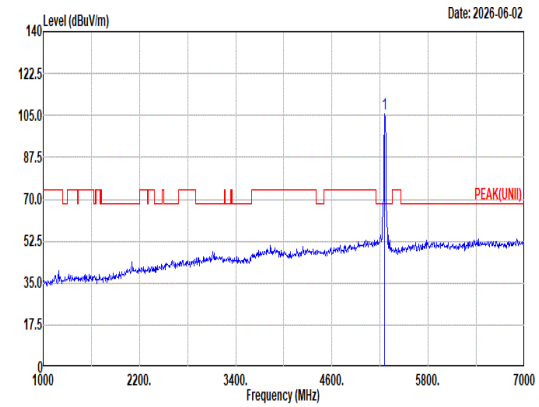 Site : 03CH22-HY Condition: PEAK(UNII) 3m 9120D_02038_250807 HORIZONTAL : RBW:1000.000kHz VBW:3000.000kHz SWT:Auto Freq Level Limit Line Margin Read Level Ant Factor Cable Loss Preamp Factor Aux Factor APos TPos Remark MHz dBuV/m dBuV/m dB dBuV dB/m dB dB dB cm deg 1 5260.00 105.40 ------ ------ 93.39 32.96 12.13 34.00 0.92 100 59 Peak
Avg	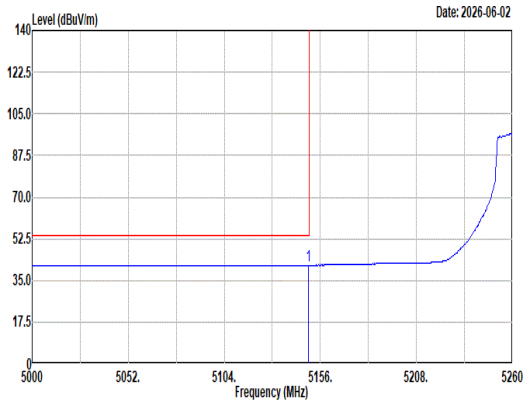 Site : 03CH22-HY Condition: AVG_BE_54 3m 9120D_02038_250807 HORIZONTAL : RBW:1000.000kHz VBW:0.010kHz SWT:Auto Freq Level Limit Line Margin Read Level Ant Factor Cable Loss Preamp Factor Aux Factor APos TPos Remark MHz dBuV/m dBuV/m dB dBuV dB/m dB dB dB cm deg 1 5149.50 41.44 54.00 -12.56 29.16 33.10 11.99 33.80 0.99 100 59 Average	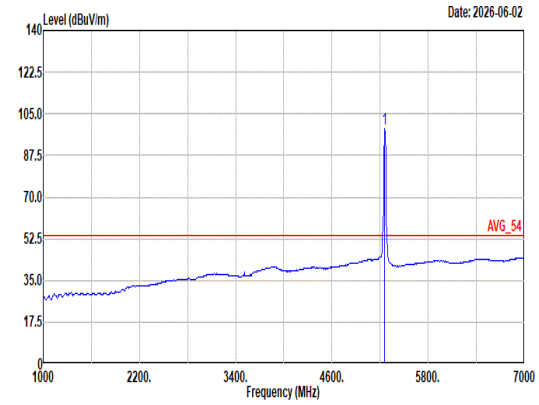 Site : 03CH22-HY Condition: AVG_54 3m 9120D_02038_250807 HORIZONTAL : RBW:1000.000kHz VBW:0.010kHz SWT:Auto Freq Level Limit Line Margin Read Level Ant Factor Cable Loss Preamp Factor Aux Factor APos TPos Remark MHz dBuV/m dBuV/m dB dBuV dB/m dB dB dB cm deg 1 5260.00 98.89 ------ ------ 86.88 32.96 12.13 34.00 0.92 100 59 Average

Mode	4	
	Band Edge - R	
	U-NII-2A_5.25-5.35_802.11a_CH52_5260MHz	
ANT	6	
Pol.	Horizontal	Fundamental
Peak	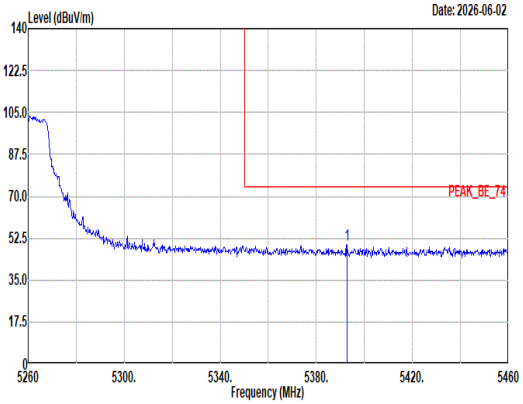 Site : 03CH22-HY Condition: PEAK_BE_74 3m 9120D_02038_250807 HORIZONTAL : RBW:1000.000kHz VBW:3000.000kHz SWT:Auto Limit Read Ant Cable Preamp Aux APos TPos Freq Level Line Margin Level Factor Loss Factor Factor Remark MHz dBuV/m dBuV/m dB dBuV dB/m dB dB dB cm deg 1 5392.80 49.81 74.00 -24.19 38.07 32.81 12.27 34.23 0.89 100 59 Peak	Blank
Avg	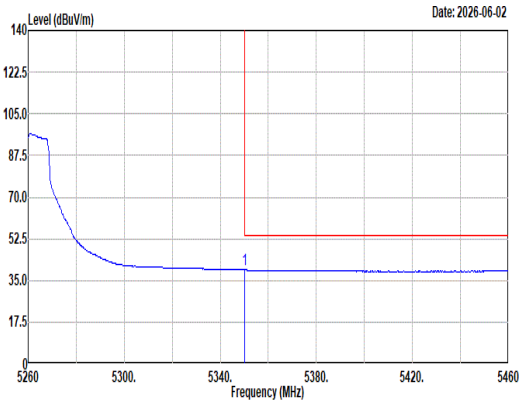 Site : 03CH22-HY Condition: AVG_BE_54 3m 9120D_02038_250807 HORIZONTAL : RBW:1000.000kHz VBW:0.010kHz SWT:Auto Limit Read Ant Cable Preamp Aux APos TPos Freq Level Line Margin Level Factor Loss Factor Factor Remark MHz dBuV/m dBuV/m dB dBuV dB/m dB dB dB cm deg 1 5350.20 39.40 54.00 -14.60 27.53 32.90 12.23 34.16 0.90 100 59 Average	Blank

Mode	4	
	Band Edge - L	
	U-NII-2A_5.25-5.35_802.11a_CH52_5260MHz	
ANT	6	
Pol.	Vertical	Fundamental
Peak	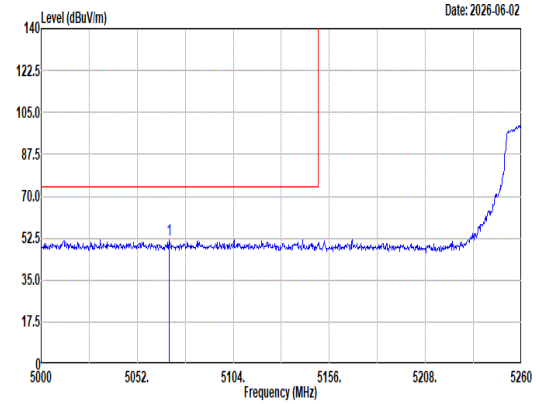 Site : 03CH22-HY Condition: PEAK_BE_74 3m 9120D_02038_250807 VERTICAL : RBW:1000.000kHz VBW:3000.000kHz SWT:Auto Freq Level Limit Line Margin Read Level Ant Factor Cable Loss Preamp Factor Aux Factor APos TPos Remark MHz dBuV/m dBuV/m dB dBuV dB/m dB dB dB cm deg 1 5069.16 51.77 74.00 -22.23 39.44 33.06 11.85 33.66 1.08 100 250 Peak	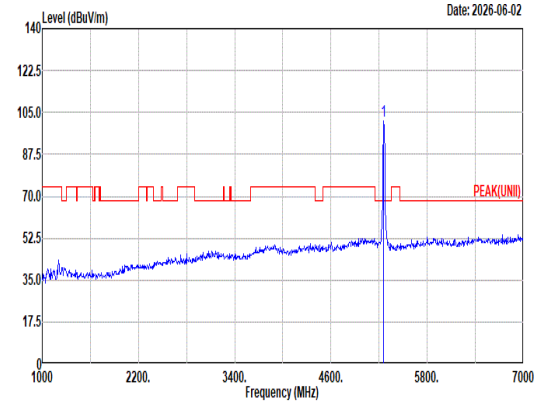 Site : 03CH22-HY Condition: PEAK(UNII) 3m 9120D_02038_250807 VERTICAL : RBW:1000.000kHz VBW:3000.000kHz SWT:Auto Freq Level Limit Line Margin Read Level Ant Factor Cable Loss Preamp Factor Aux Factor APos TPos Remark MHz dBuV/m dBuV/m dB dBuV dB/m dB dB dB cm deg 1 5260.00 101.55 ------ ------ 89.54 32.96 12.13 34.00 0.92 100 250 Peak
Avg	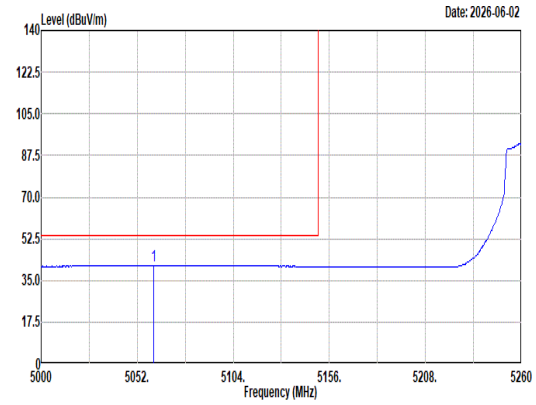 Site : 03CH22-HY Condition: AVG_BE_54 3m 9120D_02038_250807 VERTICAL : RBW:1000.000kHz VBW:0.010kHz SWT:Auto Freq Level Limit Line Margin Read Level Ant Factor Cable Loss Preamp Factor Aux Factor APos TPos Remark MHz dBuV/m dBuV/m dB dBuV dB/m dB dB dB cm deg 1 5060.84 41.16 54.00 -12.84 28.80 33.08 11.84 33.65 1.09 100 250 Average	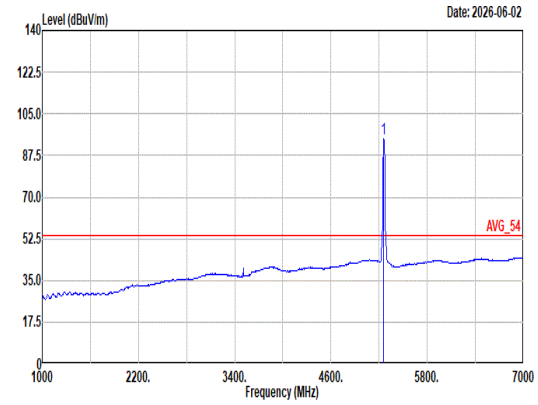 Site : 03CH22-HY Condition: AVG_54 3m 9120D_02038_250807 VERTICAL : RBW:1000.000kHz VBW:0.010kHz SWT:Auto Freq Level Limit Line Margin Read Level Ant Factor Cable Loss Preamp Factor Aux Factor APos TPos Remark MHz dBuV/m dBuV/m dB dBuV dB/m dB dB dB cm deg 1 5260.00 94.61 ------ ------ 82.60 32.96 12.13 34.00 0.92 100 250 Average

Mode	4	
	Band Edge - R	
	U-NII-2A_5.25-5.35_802.11a_CH52_5260MHz	
ANT	6	
Pol.	Vertical	Fundamental
Peak	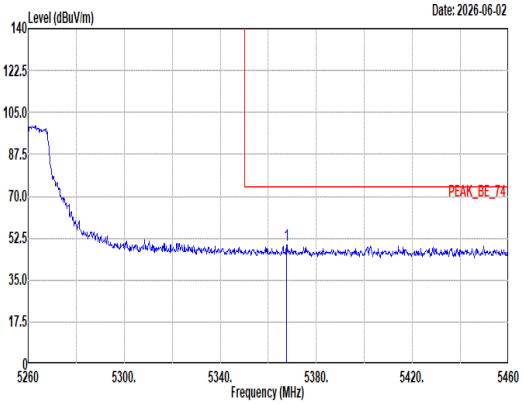 Site : 03CH22-HY Condition: PEAK_BE_74 3m 9120D_02038_250807 VERTICAL : RBW:1000.000kHz VBW:3000.000kHz SWT:Auto Limit Read Ant Cable Preamp Aux APos TPos Freq Level Line Margin Level Factor Loss Factor Factor Remark MHz dBuV/m dBuV/m dB dBuV dB/m dB dB dB cm deg 1 5367.60 49.52 74.00 -24.48 37.70 32.86 12.25 34.19 0.90 100 250 Peak	Blank
Avg	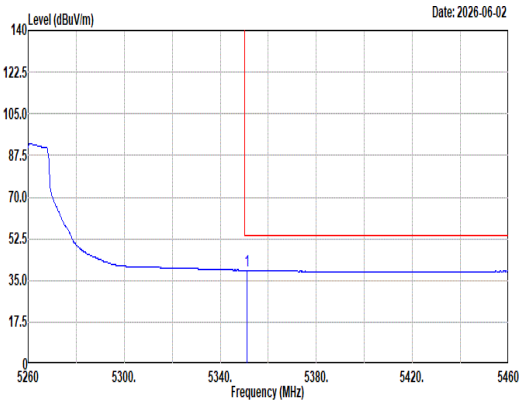 Site : 03CH22-HY Condition: AVG_BE_54 3m 9120D_02038_250807 VERTICAL : RBW:1000.000kHz VBW:0.010kHz SWT:Auto Limit Read Ant Cable Preamp Aux APos TPos Freq Level Line Margin Level Factor Loss Factor Factor Remark MHz dBuV/m dBuV/m dB dBuV dB/m dB dB dB cm deg 1 5351.20 39.28 54.00 -14.72 27.41 32.90 12.23 34.16 0.90 100 250 Average	Blank

Mode	4	
	Harmonic	
	U-NII-2A_5.25-5.35_802.11a_CH52_5260MHz	
ANT	6	
Pol.	Horizontal	Vertical
Peak Avg	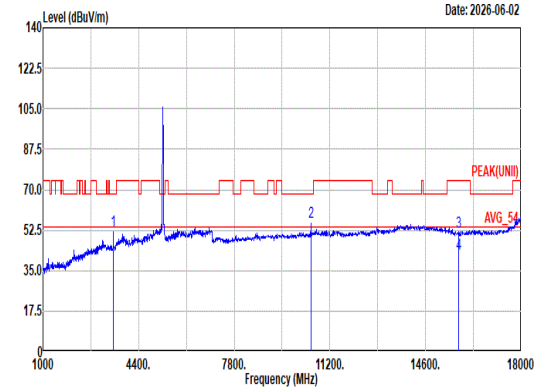 Site : 03CH22-HY Condition: PEAK(UNII) 3m 9120D_02038_250807 HORIZONTAL Freq Level Limit Line Margin Read Level Ant Factor Cable Loss Preamp Factor Aux Factor APos TPos Remark MHz dBuV/m dBuV/m dB dBuV dB/m dB dB dB cm deg 1 3508.00 52.26 68.20 -15.94 45.30 29.52 9.91 33.30 0.83 100 312 Peak 2 10520.00 55.93 68.20 -12.27 38.79 38.38 16.97 39.50 1.29 100 141 Peak 3 15780.00 51.75 74.00 -22.25 35.84 38.02 20.92 44.99 1.96 -- -- Peak 4 15780.00 42.50 54.00 -11.50 26.59 38.02 20.92 44.99 1.96 -- -- Average	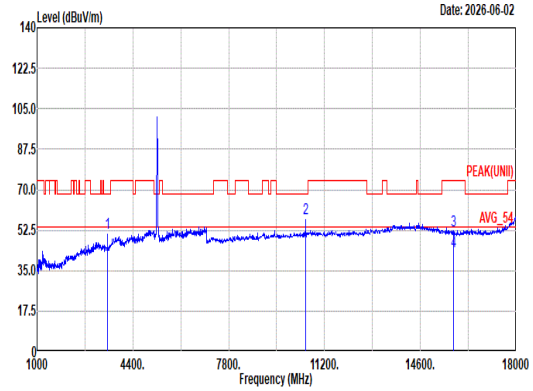 Site : 03CH22-HY Condition: PEAK(UNII) 3m 9120D_02038_250807 VERTICAL Freq Level Limit Line Margin Read Level Ant Factor Cable Loss Preamp Factor Aux Factor APos TPos Remark MHz dBuV/m dBuV/m dB dBuV dB/m dB dB dB cm deg 1 3508.00 51.03 68.20 -17.17 44.07 29.52 9.91 33.30 0.83 400 278 Peak 2 10520.00 57.51 68.20 -10.69 40.37 38.38 16.97 39.50 1.29 100 60 Peak 3 15780.00 52.27 74.00 -21.73 36.36 38.02 20.92 44.99 1.96 -- -- Peak 4 15780.00 43.16 54.00 -10.84 27.25 38.02 20.92 44.99 1.96 -- -- Average

Mode	4	
	Harmonic	
	U-NII-2A_5.25-5.35_802.11a_CH52_5260MHz	
ANT	6	
Pol.	Horizontal	Vertical
10.6G ~18G Avg	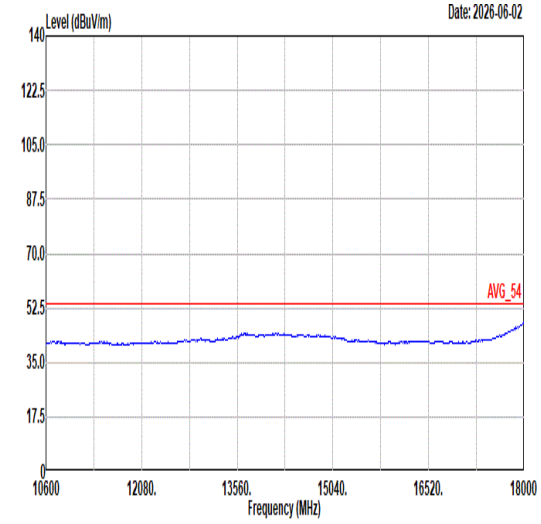 Site : 03CH22-HY Condition: AVG_54 3m 9120D_02038_250807 HORIZONTAL	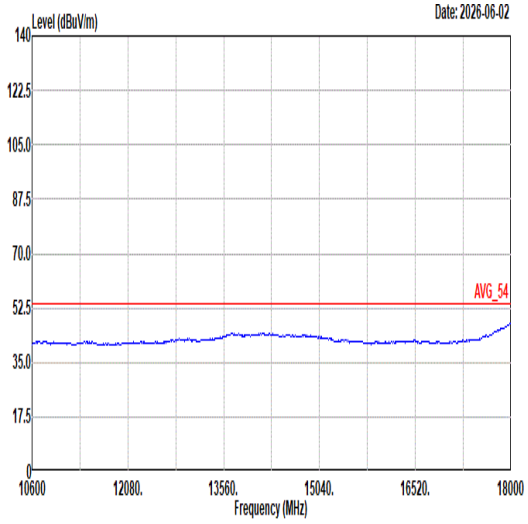 Site : 03CH22-HY Condition: AVG_54 3m 9120D_02038_250807 VERTICAL

Mode	5	
	Band Edge - L	
	U-NII-2A_5.25-5.35_802.11a_CH60_5300MHz	
ANT	6	
Pol.	Horizontal	Fundamental
Peak	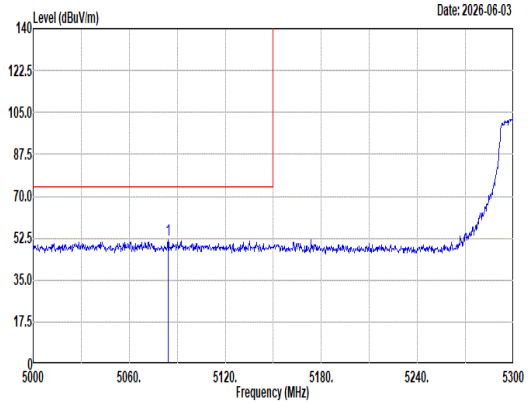 Site : 03CH22-HY Condition: PEAK_BE_74 3m DRH18-E_LE2C04A18EN_260520 HORIZONTAL : RBW:1000.000kHz VBW:3000.000kHz SWT:Auto 1 5084.30 51.63 74.00 -22.37 39.68 32.70 11.88 33.69 1.06 112 79 Peak	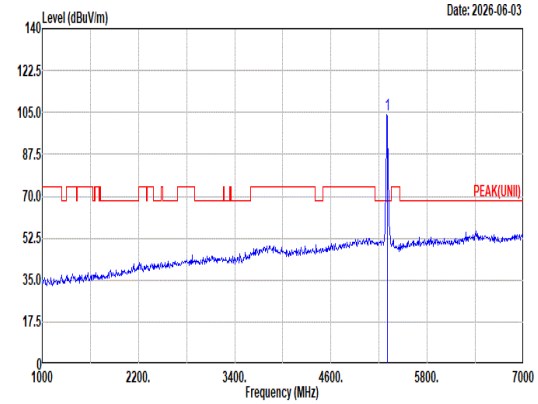 Site : 03CH22-HY Condition: PEAK(UNII) 3m DRH18-E_LE2C04A18EN_260520 HORIZONTAL : RBW:1000.000kHz VBW:3000.000kHz SWT:Auto 1 5300.00 104.28 ------ ------ 92.66 32.60 12.17 34.06 0.91 112 79 Peak
Avg	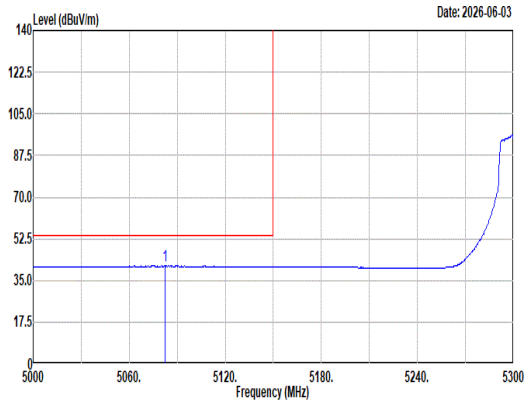 Site : 03CH22-HY Condition: AVG_BE_54 3m DRH18-E_LE2C04A18EN_260520 HORIZONTAL : RBW:1000.000kHz VBW:0.010kHz SWT:Auto 1 5082.20 40.98 54.00 -13.02 29.01 32.70 11.88 33.68 1.07 112 79 Average	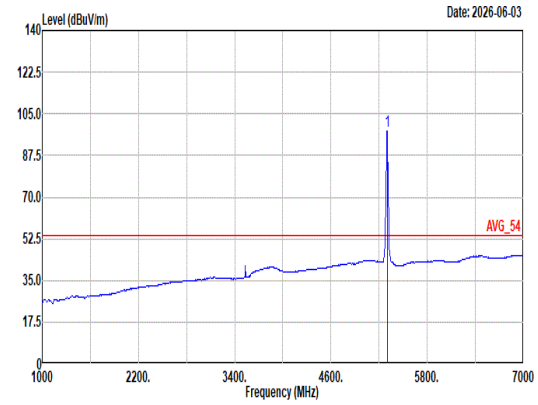 Site : 03CH22-HY Condition: AVG_54 3m DRH18-E_LE2C04A18EN_260520 HORIZONTAL : RBW:1000.000kHz VBW:0.010kHz SWT:Auto 1 5300.00 97.81 ------ ------ 86.20 32.59 12.18 34.07 0.91 112 79 Average

Mode	5	
	Band Edge - R	
	U-NII-2A_5.25-5.35_802.11a_CH60_5300MHz	
ANT	6	
Pol.	Horizontal	Fundamental
Peak	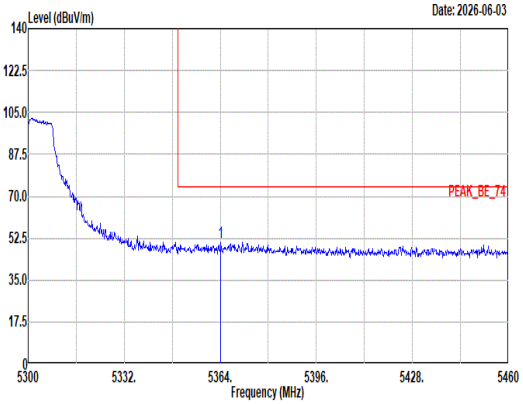 Site : 03CH22-HY Condition: PEAK_BE_74 3m DRH18-E_LE2C04A18EN_260520 HORIZONTAL : RBW:1000.000kHz VBW:3000.000kHz SWT:Auto Limit Read Ant Cable Preamp Aux APos TPos Freq Level Line Margin Level Factor Loss Factor Factor Remark MHz dBuV/m dBuV/m dB dBuV dB/m dB dB dB cm deg 1 5364.16 50.87 74.00 -23.13 39.43 32.48 12.24 34.18 0.90 112 79 Peak	Blank
Avg	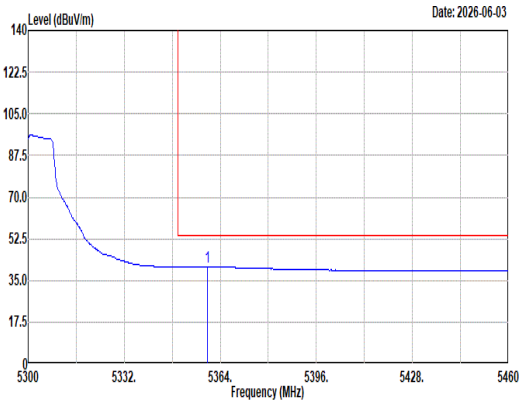 Site : 03CH22-HY Condition: AVG_BE_54 3m DRH18-E_LE2C04A18EN_260520 HORIZONTAL : RBW:1000.000kHz VBW:0.010kHz SWT:Auto Limit Read Ant Cable Preamp Aux APos TPos Freq Level Line Margin Level Factor Loss Factor Factor Remark MHz dBuV/m dBuV/m dB dBuV dB/m dB dB dB cm deg 1 5359.68 40.70 54.00 -13.30 29.27 32.46 12.24 34.17 0.90 112 79 Average	Blank

Mode	5	
	Band Edge - L	
	U-NII-2A_5.25-5.35_802.11a_CH60_5300MHz	
ANT	6	
Pol.	Vertical	Fundamental
Peak	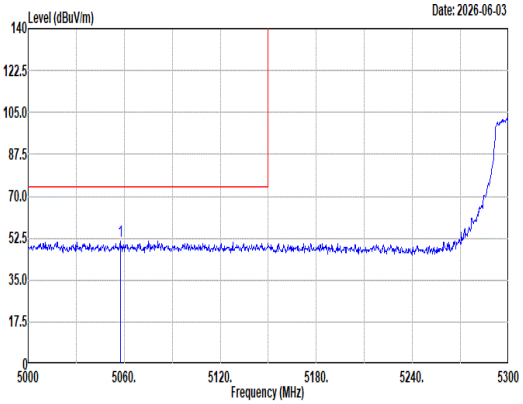 Site : 03CH22-HY Condition: PEAK_BE_74 3m DRH18-E_LE2C04A18EN_260520 VERTICAL : RBW:1000.000kHz VBW:3000.000kHz SWT:Auto 1 5057.60 51.09 74.00 -22.91 39.10 32.70 11.84 33.64 1.09 100 253 Peak	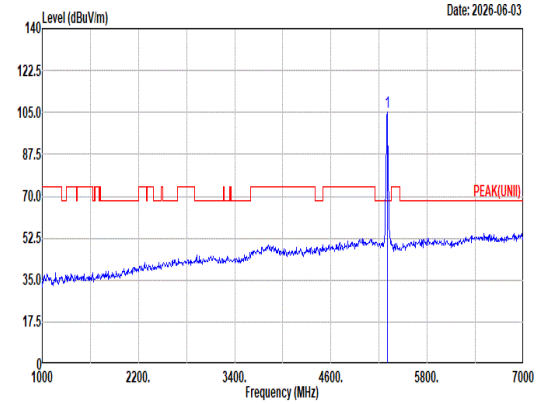 Site : 03CH22-HY Condition: PEAK(UNII) 3m DRH18-E_LE2C04A18EN_260520 VERTICAL : RBW:1000.000kHz VBW:3000.000kHz SWT:Auto 1 5300.00 105.18 ------ ------ 93.57 32.59 12.18 34.07 0.91 100 253 Peak
Avg	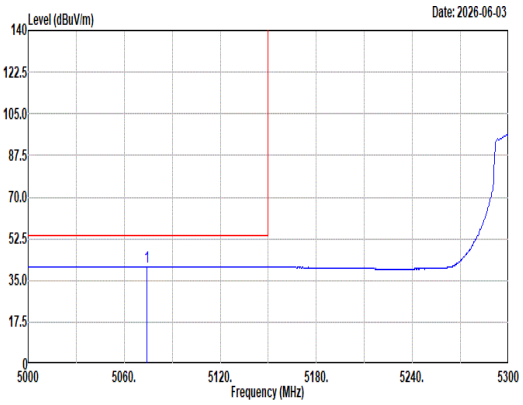 Site : 03CH22-HY Condition: AVG_BE_54 3m DRH18-E_LE2C04A18EN_260520 VERTICAL : RBW:1000.000kHz VBW:0.010kHz SWT:Auto 1 5074.10 40.89 54.00 -13.11 28.93 32.70 11.86 33.67 1.07 100 253 Average	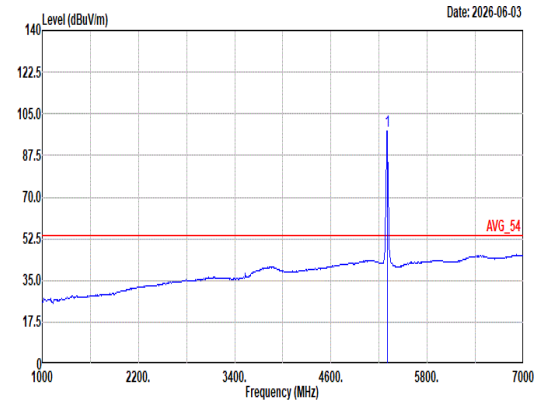 Site : 03CH22-HY Condition: AVG_54 3m DRH18-E_LE2C04A18EN_260520 VERTICAL : RBW:1000.000kHz VBW:0.010kHz SWT:Auto 1 5300.00 98.00 ------ ------ 86.39 32.59 12.18 34.07 0.91 100 253 Average

Mode	5	
	Band Edge - R	
	U-NII-2A_5.25-5.35_802.11a_CH60_5300MHz	
ANT	6	
Pol.	Vertical	Fundamental
Peak	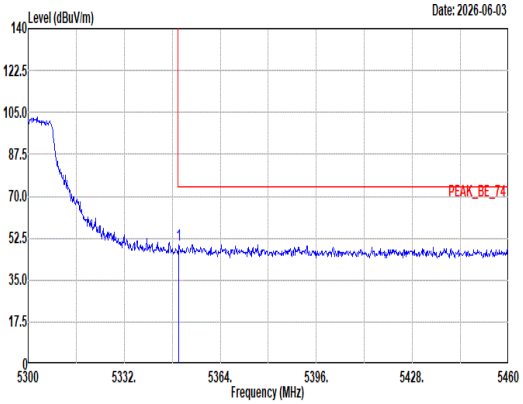 Site : 03CH22-HY Condition: PEAK_BE_74 3m DRH18-E_LE2C04A18EN_260520 VERTICAL : RBW:1000.000kHz VBW:3000.000kHz SWT:Auto Limit Read Ant Cable Preamp Aux APos TPos Freq Level Line Margin Level Factor Loss Factor Factor Remark MHz dBuV/m dBuV/m dB dBuV dB/m dB dB dB cm deg 1 5350.24 49.81 74.00 -24.19 38.44 32.40 12.23 34.16 0.90 100 253 Peak	Blank
Avg	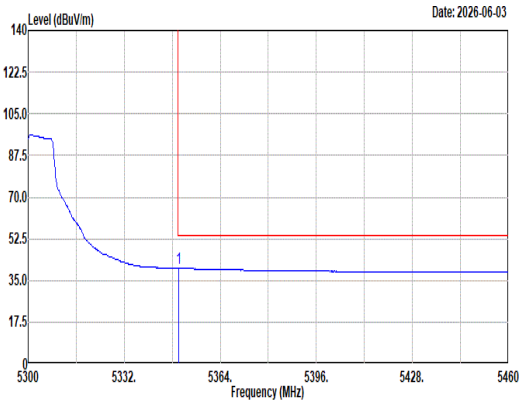 Site : 03CH22-HY Condition: AVG_BE_54 3m DRH18-E_LE2C04A18EN_260520 VERTICAL : RBW:1000.000kHz VBW:0.010kHz SWT:Auto Limit Read Ant Cable Preamp Aux APos TPos Freq Level Line Margin Level Factor Loss Factor Factor Remark MHz dBuV/m dBuV/m dB dBuV dB/m dB dB dB cm deg 1 5350.08 40.02 54.00 -13.98 28.65 32.40 12.23 34.16 0.90 100 253 Average	Blank

Mode	5	
	Harmonic	
	U-NII-2A_5.25-5.35_802.11a_CH60_5300MHz	
ANT	6	
Pol.	Horizontal	Vertical
Peak Avg	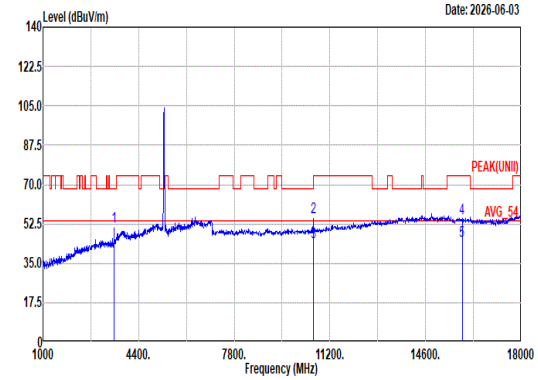 Site : 03CH22-HY Condition: PEAK(UNII) 3m DRH18-E_LE2C04A18EN_260520 HORIZONTAL Freq Level Limit Line Margin Read Level Ant Factor Cable Loss Preamp Factor Aux Factor APos TPos Remark MHz dBuV/m dBuV/m dB dBuV dB/m dB dB dB cm deg 1 3532.00 51.27 68.20 -16.93 44.56 29.19 9.97 33.31 0.86 107 315 Peak 2 10600.00 55.40 74.00 -18.60 39.11 37.50 17.04 39.55 1.30 100 140 Peak 3 10600.00 44.40 54.00 -9.60 28.11 37.50 17.04 39.55 1.30 100 140 Average 4 15900.00 54.73 74.00 -19.27 35.31 41.60 21.01 45.18 1.99 -- -- Peak 5 15900.00 44.87 54.00 -9.13 25.45 41.60 21.01 45.18 1.99 -- -- Average	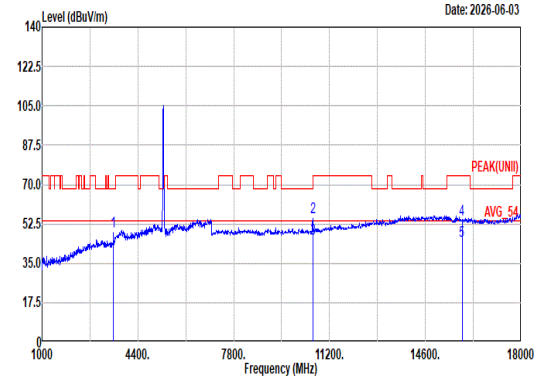 Site : 03CH22-HY Condition: PEAK(UNII) 3m DRH18-E_LE2C04A18EN_260520 VERTICAL Freq Level Limit Line Margin Read Level Ant Factor Cable Loss Preamp Factor Aux Factor APos TPos Remark MHz dBuV/m dBuV/m dB dBuV dB/m dB dB dB cm deg 1 3532.00 49.26 68.20 -18.94 42.55 29.19 9.97 33.31 0.86 392 261 Peak 2 10600.00 55.27 74.00 -18.73 38.98 37.50 17.04 39.55 1.30 100 263 Peak 3 10600.00 46.05 54.00 -7.95 29.76 37.50 17.04 39.55 1.30 100 263 Average 4 15900.00 54.62 74.00 -19.38 35.20 41.60 21.01 45.18 1.99 -- -- Peak 5 15900.00 44.78 54.00 -9.22 25.36 41.60 21.01 45.18 1.99 -- -- Average

Mode	5	
	Harmonic	
	U-NII-2A_5.25-5.35_802.11a_CH60_5300MHz	
ANT	6	
Pol.	Horizontal	Vertical
10.6G ~18G Avg	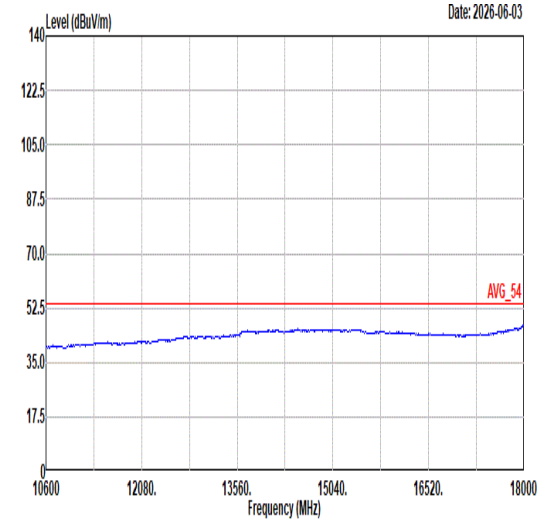 Site : 03CH22-HY Condition: AVG_54 3m DRH18-E_LE2C04A18EN_260520 HORIZONTAL	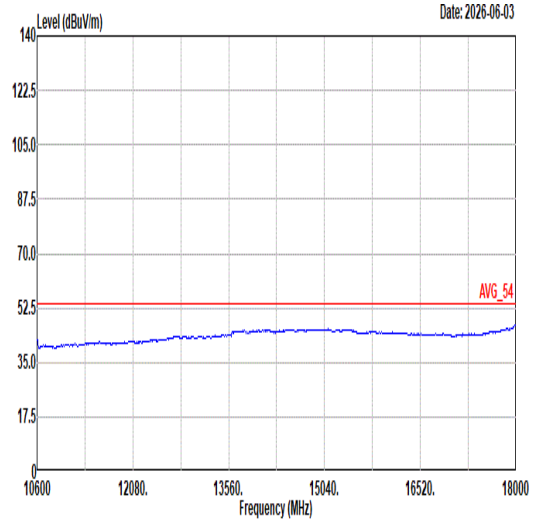 Site : 03CH22-HY Condition: AVG_54 3m DRH18-E_LE2C04A18EN_260520 VERTICAL

Mode	6	
	Band Edge	
	U-NII-2A_5.25-5.35_802.11a_CH64_5320MHz	
ANT	6	
Pol.	Horizontal	Fundamental
Peak	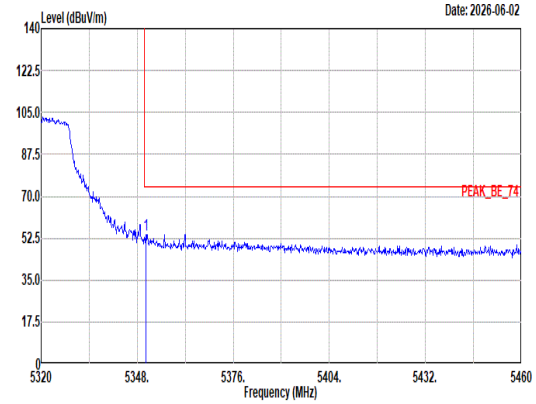 Site : 03CH22-HY Condition: PEAK_BE_74 3m DRH18-E_LE2C04A18EN_260520 HORIZONTAL : RBW:1000.000kHz VBW:3000.000kHz SWT:Auto Freq Level Limit Line Margin Read Level Ant Factor Cable Loss Preamp Factor Aux Factor APos TPos Remark MHz dBuV/m dBuV/m dB dBuV dB/m dB dB dB cm deg 1 5350.52 54.05 74.00 -19.95 42.68 32.40 12.23 34.16 0.90 100 73 Peak	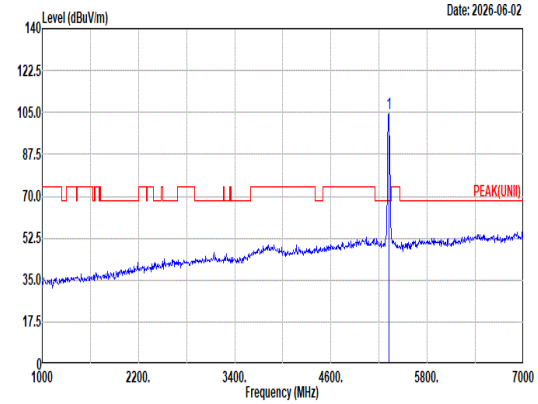 Site : 03CH22-HY Condition: PEAK(UNII) 3m DRH18-E_LE2C04A18EN_260520 HORIZONTAL : RBW:1000.000kHz VBW:3000.000kHz SWT:Auto Freq Level Limit Line Margin Read Level Ant Factor Cable Loss Preamp Factor Aux Factor APos TPos Remark MHz dBuV/m dBuV/m dB dBuV dB/m dB dB dB cm deg 1 5320.00 104.53 ------ ------ 93.00 32.52 12.20 34.10 0.91 100 73 Peak
Avg	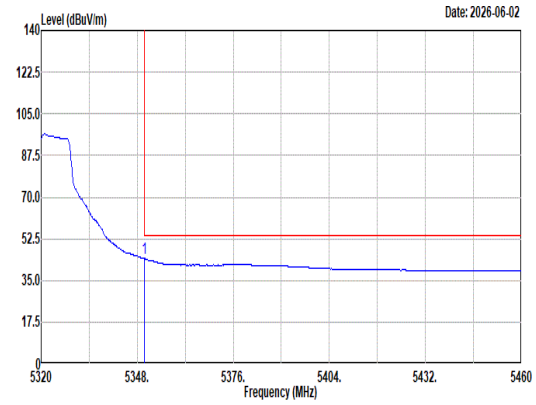 Site : 03CH22-HY Condition: AVG_BE_54 3m DRH18-E_LE2C04A18EN_260520 HORIZONTAL : RBW:1000.000kHz VBW:0.010kHz SWT:Auto Freq Level Limit Line Margin Read Level Ant Factor Cable Loss Preamp Factor Aux Factor APos TPos Remark MHz dBuV/m dBuV/m dB dBuV dB/m dB dB dB cm deg 1 5350.10 44.30 54.00 -9.70 32.93 32.40 12.23 34.16 0.90 100 73 Average	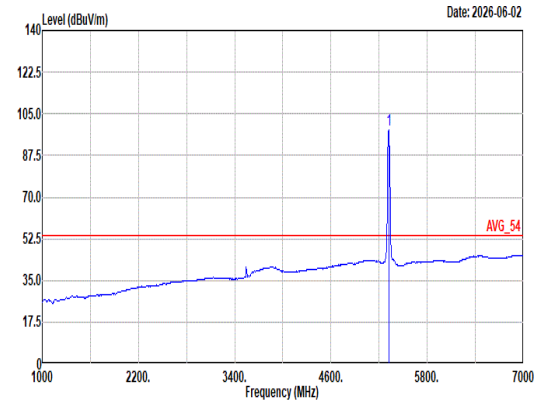 Site : 03CH22-HY Condition: AVG_54 3m DRH18-E_LE2C04A18EN_260520 HORIZONTAL : RBW:1000.000kHz VBW:0.010kHz SWT:Auto Freq Level Limit Line Margin Read Level Ant Factor Cable Loss Preamp Factor Aux Factor APos TPos Remark MHz dBuV/m dBuV/m dB dBuV dB/m dB dB dB cm deg 1 5320.00 98.24 ------ ------ 86.71 32.52 12.20 34.10 0.91 100 73 Average

Mode	6	
	Band Edge	
	U-NII-2A_5.25-5.35_802.11a_CH64_5320MHz	
ANT	6	
Pol.	Vertical	Fundamental
Peak	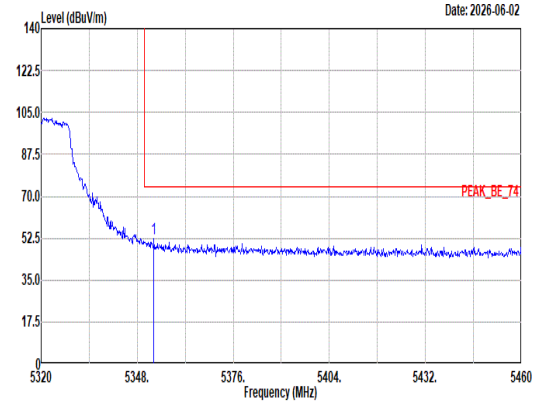 Site : 03CH22-HY Condition: PEAK_BE_74 3m DRH18-E_LE2C04A18EN_260520 VERTICAL : RBW:1000.000kHz VBW:3000.000kHz SWT:Auto Freq Level Limit Line Margin Read Level Ant Factor Cable Loss Preamp Factor Aux Factor APos TPos Remark MHz dBuV/m dBuV/m dB dBuV dB/m dB dB dB cm deg 1 5352.90 52.40 74.00 -21.60 41.01 32.42 12.23 34.16 0.90 100 256 Peak	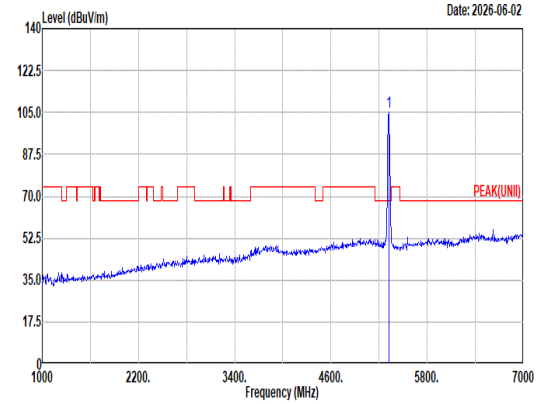 Site : 03CH22-HY Condition: PEAK(UNII) 3m DRH18-E_LE2C04A18EN_260520 VERTICAL : RBW:1000.000kHz VBW:3000.000kHz SWT:Auto Freq Level Limit Line Margin Read Level Ant Factor Cable Loss Preamp Factor Aux Factor APos TPos Remark MHz dBuV/m dBuV/m dB dBuV dB/m dB dB dB cm deg 1 5320.00 105.24 ------ ------ 93.71 32.52 12.20 34.10 0.91 100 256 Peak
Avg	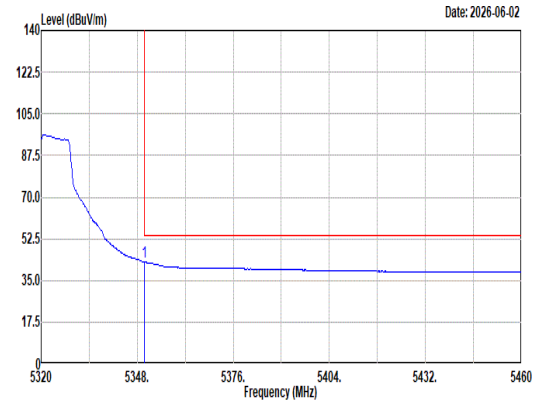 Site : 03CH22-HY Condition: AVG_BE_54 3m DRH18-E_LE2C04A18EN_260520 VERTICAL : RBW:1000.000kHz VBW:0.010kHz SWT:Auto Freq Level Limit Line Margin Read Level Ant Factor Cable Loss Preamp Factor Aux Factor APos TPos Remark MHz dBuV/m dBuV/m dB dBuV dB/m dB dB dB cm deg 1 5350.10 42.90 54.00 -11.10 31.53 32.40 12.23 34.16 0.90 100 256 Average	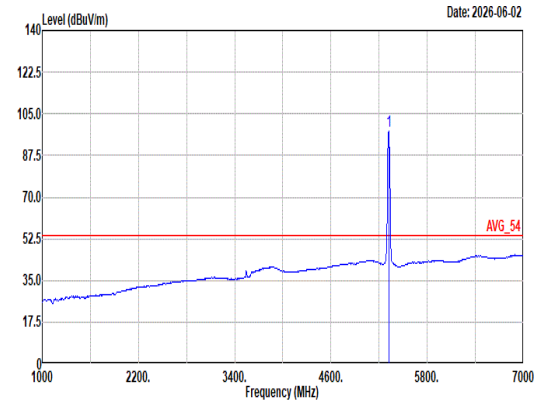 Site : 03CH22-HY Condition: AVG_54 3m DRH18-E_LE2C04A18EN_260520 VERTICAL : RBW:1000.000kHz VBW:0.010kHz SWT:Auto Freq Level Limit Line Margin Read Level Ant Factor Cable Loss Preamp Factor Aux Factor APos TPos Remark MHz dBuV/m dBuV/m dB dBuV dB/m dB dB dB cm deg 1 5320.00 97.80 ------ ------ 86.27 32.52 12.20 34.10 0.91 100 256 Average

Mode	6	
	Harmonic	
	U-NII-2A_5.25-5.35_802.11a_CH64_5320MHz	
ANT	6	
Pol.	Horizontal	Vertical
Peak Avg	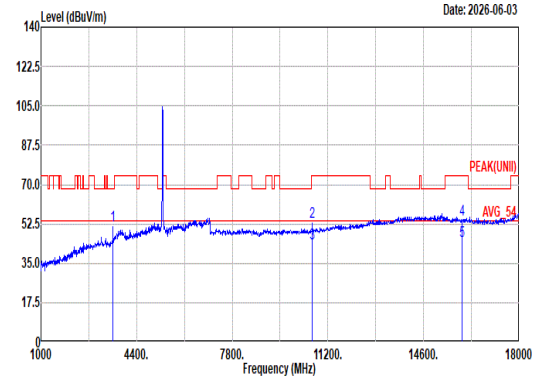 Site : 03CH22-HY Condition: PEAK(UNII) 3m DRH18-E_LE2C04A18EN_260520 HORIZONTAL Freq Level Limit Line Margin Read Level Ant Factor Cable Loss Preamp Factor Aux Factor APos TPos Remark MHz dBuV/m dBuV/m dB dBuV dB/m dB dB dB cm deg 1 3544.00 51.60 68.20 -16.60 44.79 29.26 10.00 33.32 0.87 112 313 Peak 2 10640.00 53.43 74.00 -20.57 36.96 37.66 17.08 39.57 1.30 100 140 Peak 3 10640.00 43.63 54.00 -10.37 27.16 37.66 17.08 39.57 1.30 100 140 Average 4 15960.00 54.31 74.00 -19.69 35.06 41.46 21.06 45.28 2.01 -- -- Peak 5 15960.00 44.70 54.00 -9.30 25.45 41.46 21.06 45.28 2.01 -- -- Average	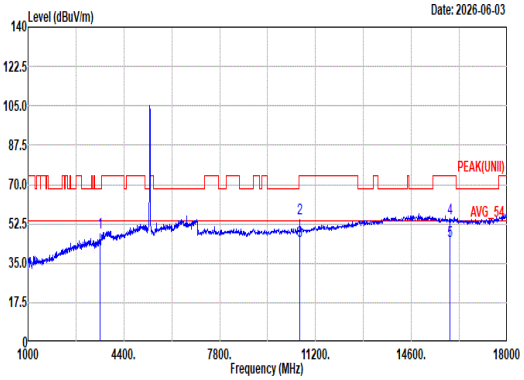 Site : 03CH22-HY Condition: PEAK(UNII) 3m DRH18-E_LE2C04A18EN_260520 VERTICAL Freq Level Limit Line Margin Read Level Ant Factor Cable Loss Preamp Factor Aux Factor APos TPos Remark MHz dBuV/m dBuV/m dB dBuV dB/m dB dB dB cm deg 1 3544.00 48.85 68.20 -19.35 42.04 29.26 10.00 33.32 0.87 393 260 Peak 2 10640.00 54.99 74.00 -19.01 38.52 37.66 17.08 39.57 1.30 100 282 Peak 3 10640.00 44.84 54.00 -9.16 28.37 37.66 17.08 39.57 1.30 100 282 Average 4 15960.00 54.96 74.00 -19.04 35.71 41.46 21.06 45.28 2.01 -- -- Peak 5 15960.00 45.06 54.00 -8.94 25.81 41.46 21.06 45.28 2.01 -- -- Average

Mode	6	
	Harmonic	
	U-NII-2A_5.25-5.35_802.11a_CH64_5320MHz	
ANT	6	
Pol.	Horizontal	Vertical
10.6G ~18G Avg	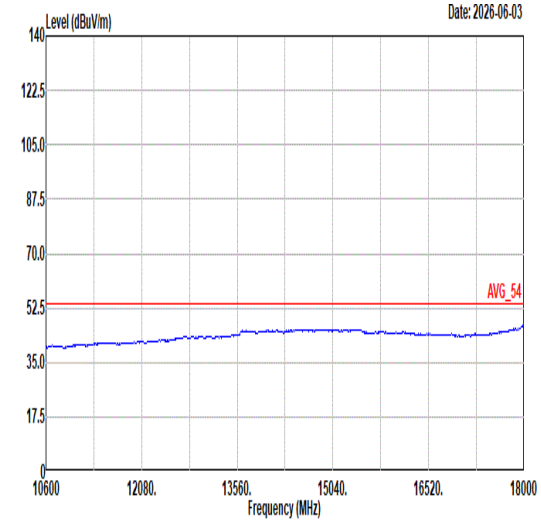 Site : 03CH22-HY Condition: AVG_54 3m DRH18-E_LE2C04A18EN_260520 HORIZONTAL	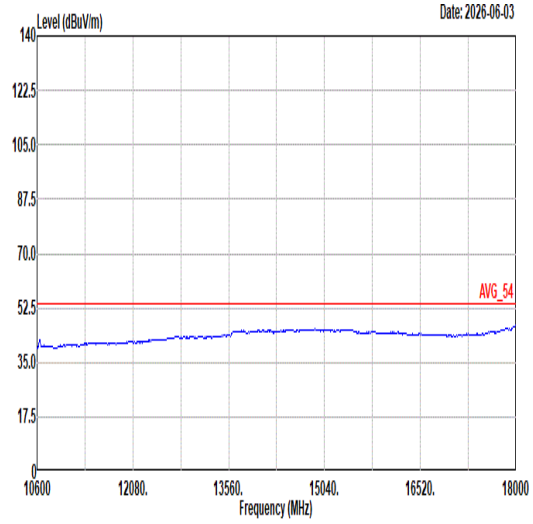 Site : 03CH22-HY Condition: AVG_54 3m DRH18-E_LE2C04A18EN_260520 VERTICAL

Mode	7	
	Band Edge	
	U-NII-2C_5.47-5.725_802.11a_CH100_5500MHz	
ANT	6	
Pol.	Horizontal	Fundamental
Peak	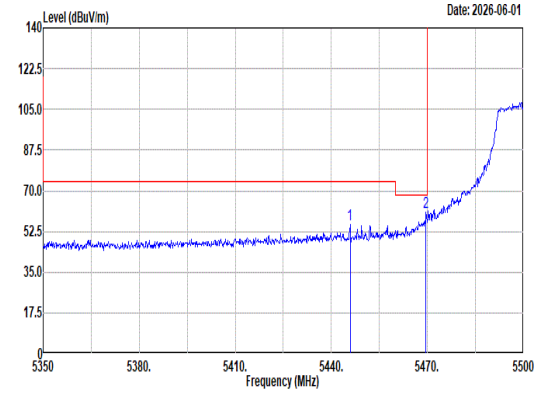 Site : 03CH22-HY Condition: PEAK_BE(UNII)_B3 3m 9120D_02038_250807 HORIZONTAL : RBW:1000.000kHz VBW:3000.000kHz SWT:Auto Freq Level Limit Line Margin Read Level Ant Factor Cable Loss Preamp Factor Aux Factor APos TPos Remark MHz dBuV/m dBuV/m dB dBuV dB/m dB dB dB cm deg 1 5445.85 55.25 74.00 -18.75 43.58 32.80 12.31 34.32 0.88 100 81 Peak 2 5469.55 60.64 68.20 -7.56 48.96 32.84 12.33 34.37 0.88 100 81 Peak	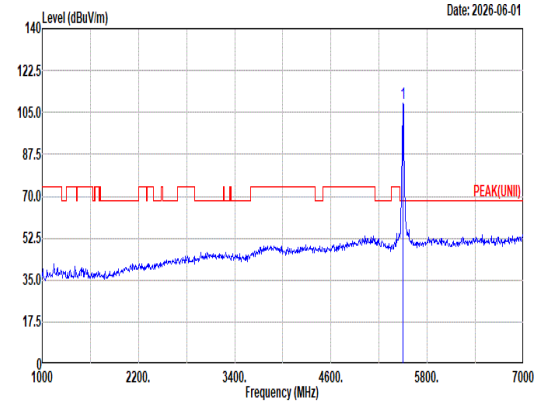 Site : 03CH22-HY Condition: PEAK(UNII) 3m 9120D_02038_250807 HORIZONTAL : RBW:1000.000kHz VBW:3000.000kHz SWT:Auto Freq Level Limit Line Margin Read Level Ant Factor Cable Loss Preamp Factor Aux Factor APos TPos Remark MHz dBuV/m dBuV/m dB dBuV dB/m dB dB dB cm deg 1 5500.00 109.00 ------ ------ 97.30 32.90 12.35 34.42 0.87 100 81 Peak
Avg	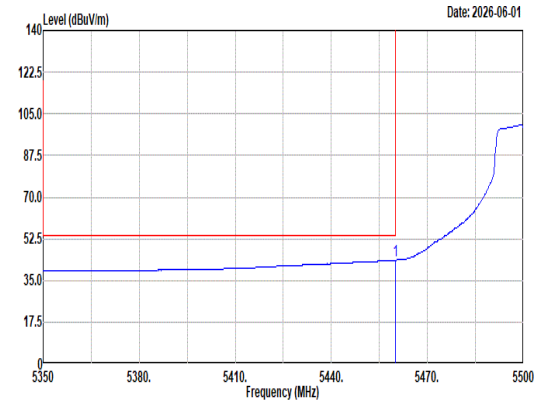 Site : 03CH22-HY Condition: AVG_BE(UNII)_B3 3m 9120D_02038_250807 HORIZONTAL : RBW:1000.000kHz VBW:0.010kHz SWT:Auto Freq Level Limit Line Margin Read Level Ant Factor Cable Loss Preamp Factor Aux Factor APos TPos Remark MHz dBuV/m dBuV/m dB dBuV dB/m dB dB dB cm deg 1 5459.95 43.57 54.00 -10.43 31.90 32.82 12.32 34.35 0.88 100 81 Average	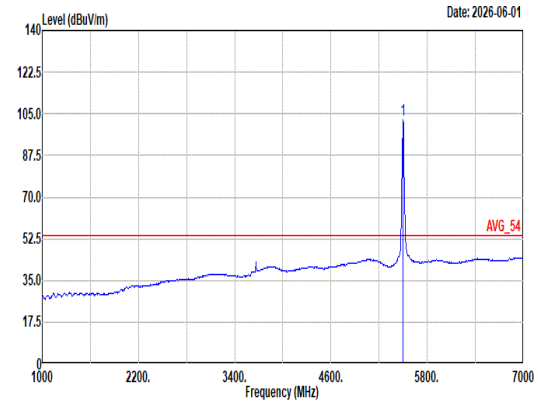 Site : 03CH22-HY Condition: AVG_54 3m 9120D_02038_250807 HORIZONTAL : RBW:1000.000kHz VBW:0.010kHz SWT:Auto Freq Level Limit Line Margin Read Level Ant Factor Cable Loss Preamp Factor Aux Factor APos TPos Remark MHz dBuV/m dBuV/m dB dBuV dB/m dB dB dB cm deg 1 5500.00 102.35 ------ ------ 90.65 32.90 12.35 34.42 0.87 100 81 Average

Mode	7	
	Band Edge	
	U-NII-2C_5.47-5.725_802.11a_CH100_5500MHz	
ANT	6	
Pol.	Vertical	Fundamental
Peak	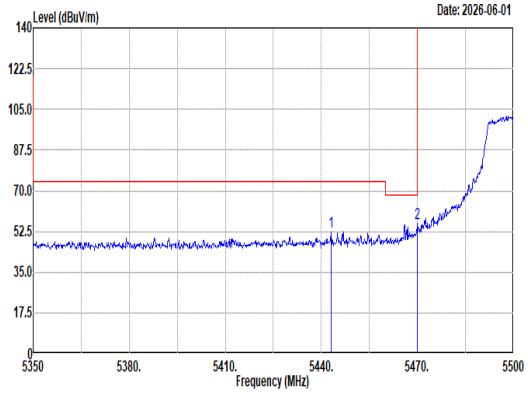 Site : 03CH22-HY Condition: PEAK_BE(UNII)_B3 3m 9120D_02038_250807 VERTICAL : RBW:1000.000kHz VBW:3000.000kHz SWT:Auto Freq Level Limit Line Margin Read Level Ant Factor Cable Loss Preamp Factor Aux Factor APos TPos Remark MHz dBuV/m dBuV/m dB dBuV dB/m dB dB dB cm deg 1 5443.00 52.23 74.00 -21.77 40.56 32.80 12.31 34.32 0.88 100 252 Peak 2 5470.00 55.82 68.20 -12.38 44.14 32.84 12.33 34.37 0.88 100 252 Peak	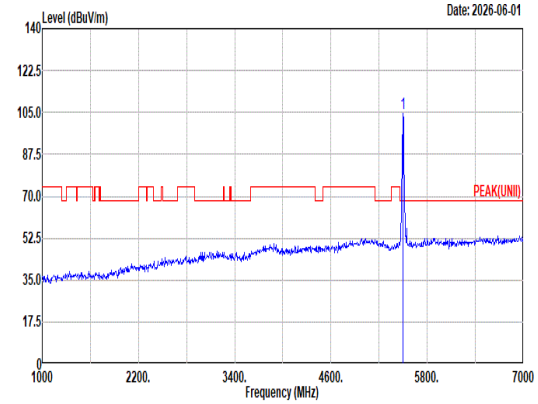 Site : 03CH22-HY Condition: PEAK(UNII) 3m 9120D_02038_250807 VERTICAL : RBW:1000.000kHz VBW:3000.000kHz SWT:Auto Freq Level Limit Line Margin Read Level Ant Factor Cable Loss Preamp Factor Aux Factor APos TPos Remark MHz dBuV/m dBuV/m dB dBuV dB/m dB dB dB cm deg 1 5500.00 104.63 ------ ------ 92.93 32.90 12.35 34.42 0.87 100 252 Peak
Avg	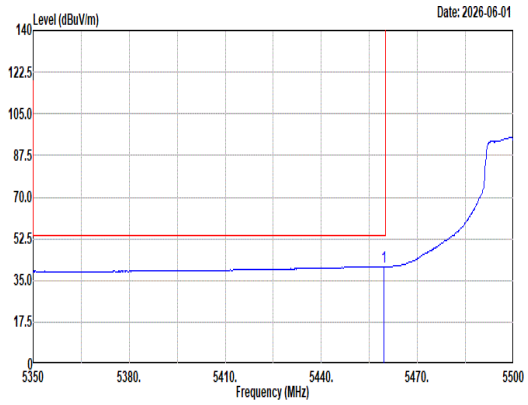 Site : 03CH22-HY Condition: AVG_BE(UNII)_B3 3m 9120D_02038_250807 VERTICAL : RBW:1000.000kHz VBW:0.010kHz SWT:Auto Freq Level Limit Line Margin Read Level Ant Factor Cable Loss Preamp Factor Aux Factor APos TPos Remark MHz dBuV/m dBuV/m dB dBuV dB/m dB dB dB cm deg 1 5459.65 40.73 54.00 -13.27 29.06 32.82 12.32 34.35 0.88 100 252 Average	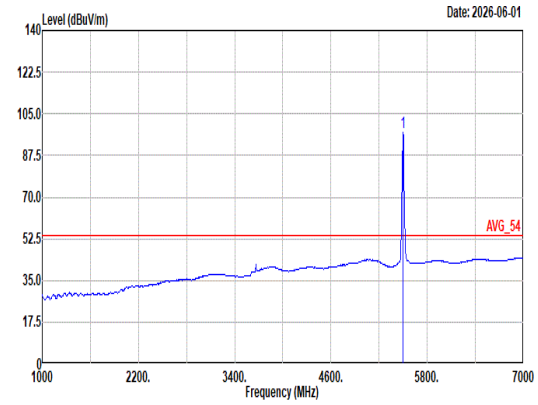 Site : 03CH22-HY Condition: AVG_54 3m 9120D_02038_250807 VERTICAL : RBW:1000.000kHz VBW:0.010kHz SWT:Auto Freq Level Limit Line Margin Read Level Ant Factor Cable Loss Preamp Factor Aux Factor APos TPos Remark MHz dBuV/m dBuV/m dB dBuV dB/m dB dB dB cm deg 1 5500.00 97.04 ------ ------ 85.34 32.90 12.35 34.42 0.87 100 252 Average

Mode	7	
	Harmonic	
	U-NII-2C_5.47-5.725_802.11a_CH100_5500MHz	
ANT	6	
Pol.	Horizontal	Vertical
Peak Avg	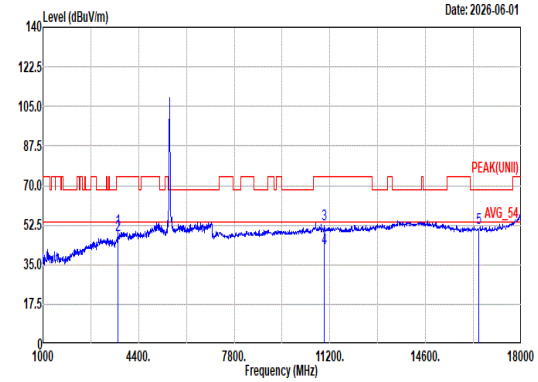 Site : 03CH22-HY Condition: PEAK(UNII) 3m 9120D_02038_250807 HORIZONTAL Freq Level Limit Line Margin Read Level Ant Factor Cable Loss Preamp Factor Aux Factor APos TPos Remark MHz dBuV/m dBuV/m dB dBuV dB/m dB dB dB cm deg 1 3664.00 50.88 74.00 -23.12 43.50 29.70 10.17 33.37 0.88 100 297 Peak 2 3664.00 48.08 54.00 -5.92 40.70 29.70 10.17 33.37 0.88 100 297 Average 3 11000.00 52.64 74.00 -21.36 35.06 38.60 17.42 39.77 1.33 110 122 Peak 4 11000.00 42.46 54.00 -11.54 24.88 38.60 17.42 39.77 1.33 110 122 Average 5 16500.00 51.23 68.20 -16.97 35.26 38.60 21.42 46.03 1.98 -- -- Peak	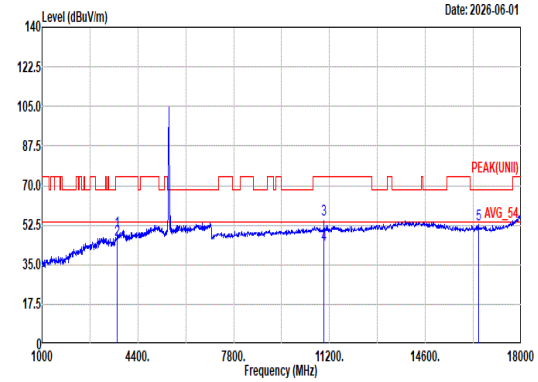 Site : 03CH22-HY Condition: PEAK(UNII) 3m 9120D_02038_250807 VERTICAL Freq Level Limit Line Margin Read Level Ant Factor Cable Loss Preamp Factor Aux Factor APos TPos Remark MHz dBuV/m dBuV/m dB dBuV dB/m dB dB dB cm deg 1 3664.00 49.47 74.00 -24.53 42.09 29.70 10.17 33.37 0.88 330 257 Peak 2 3664.00 45.90 54.00 -8.10 38.52 29.70 10.17 33.37 0.88 330 257 Average 3 11000.00 54.69 74.00 -19.31 37.11 38.60 17.42 39.77 1.33 109 239 Peak 4 11000.00 44.07 54.00 -9.93 26.49 38.60 17.42 39.77 1.33 109 239 Average 5 16500.00 52.71 68.20 -15.49 36.74 38.60 21.42 46.03 1.98 -- -- Peak

Mode	7	
	Harmonic	
	U-NII-2C_5.47-5.725_802.11a_CH100_5500MHz	
ANT	6	
Pol.	Horizontal	Vertical
10.6G ~18G Avg	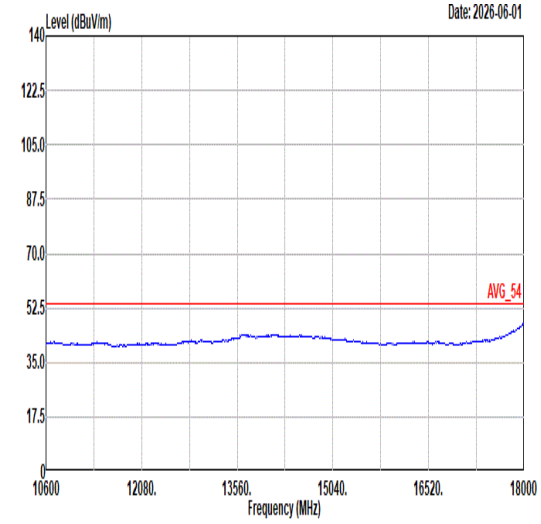 Site : 03CH22-HY Condition: AVG_54 3m 9120D_02038_250807 HORIZONTAL	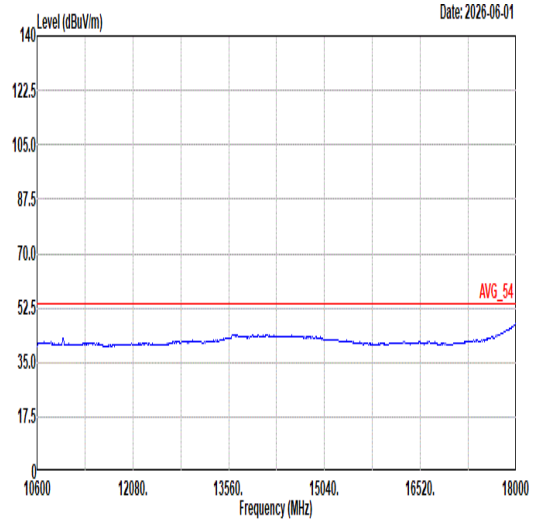 Site : 03CH22-HY Condition: AVG_54 3m 9120D_02038_250807 VERTICAL

Mode	8	
	Band Edge - L	
	U-NII-2C_5.47-5.725_802.11a_CH120_5600MHz	
ANT	6	
Pol.	Horizontal	Fundamental
Peak	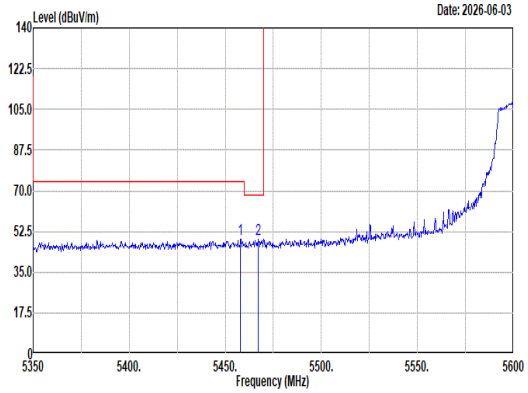 Site : 03CH22-HY Condition: PEAK_BE(UNII)_B3 3m DRH18-E_LE2C04A18EN_260520 HORIZONTAL : RBW:1000.000kHz VBW:3000.000kHz SWT:Auto Freq Level Limit Line Margin Read Level Ant Factor Cable Loss Preamp Factor Aux Factor APos TPos Remark MHz dBuV/m dBuV/m dB dBuV dB/m dB dB dB cm deg 1 5458.00 49.34 74.00 -24.66 37.79 32.70 12.32 34.35 0.88 100 78 Peak 2 5467.25 49.16 68.20 -19.04 37.61 32.70 12.33 34.36 0.88 100 78 Peak	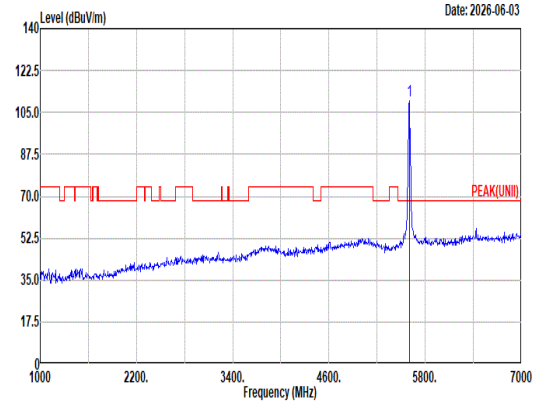 Site : 03CH22-HY Condition: PEAK(UNII) 3m DRH18-E_LE2C04A18EN_260520 HORIZONTAL : RBW:1000.000kHz VBW:3000.000kHz SWT:Auto Freq Level Limit Line Margin Read Level Ant Factor Cable Loss Preamp Factor Aux Factor APos TPos Remark MHz dBuV/m dBuV/m dB dBuV dB/m dB dB dB cm deg 1 5600.00 109.78 ------ ------ 97.62 33.40 12.42 34.51 0.85 100 78 Peak
Avg	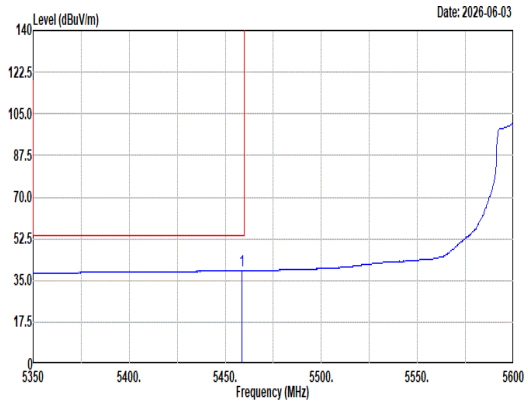 Site : 03CH22-HY Condition: AVG_BE(UNII)_B3 3m DRH18-E_LE2C04A18EN_260520 HORIZONTAL : RBW:1000.000kHz VBW:0.010kHz SWT:Auto Freq Level Limit Line Margin Read Level Ant Factor Cable Loss Preamp Factor Aux Factor APos TPos Remark MHz dBuV/m dBuV/m dB dBuV dB/m dB dB dB cm deg 1 5458.75 39.15 54.00 -14.85 27.60 32.70 12.32 34.35 0.88 100 78 Average	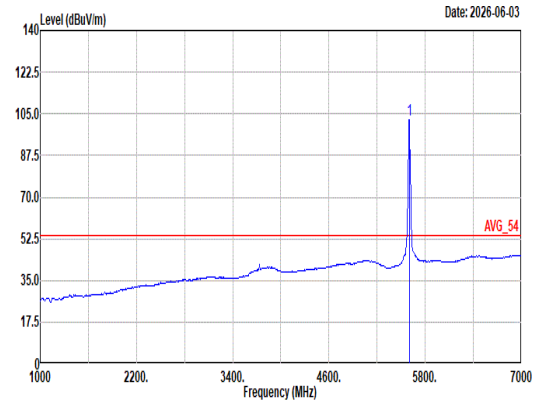 Site : 03CH22-HY Condition: AVG_54 3m DRH18-E_LE2C04A18EN_260520 HORIZONTAL : RBW:1000.000kHz VBW:0.010kHz SWT:Auto Freq Level Limit Line Margin Read Level Ant Factor Cable Loss Preamp Factor Aux Factor APos TPos Remark MHz dBuV/m dBuV/m dB dBuV dB/m dB dB dB cm deg 1 5600.00 102.53 ------ ------ 90.37 33.40 12.42 34.51 0.85 100 78 Average

Mode	8	
	Band Edge - R	
	U-NII-2C_5.47-5.725_802.11a_CH120_5600MHz	
ANT	6	
Pol.	Horizontal	Fundamental
Peak	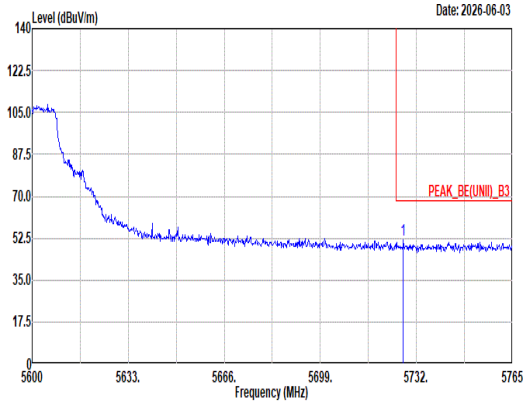 Site : 03CH22-HY Condition: PEAK_BE(UNII)_B3 3m DRH18-E_LE2C04A18EN_260520 HORIZONTAL : RBW:1000.000kHz VBW:3000.000kHz SWT:Auto Freq / Level / Limit Line / Margin / Read Level / Ant Factor / Cable Loss / Preamp Factor / Aux Factor / APos / TPos / Remark MHz / dBuV/m / dBuV/m / dB / dBuV / dB/m / dB / dB / dB / cm / deg 1 5727.55 51.60 68.20 -16.60 38.81 33.86 12.48 34.62 1.07 100 78 Peak	Blank

Mode	8	
	Band Edge - L	
	U-NII-2C_5.47-5.725_802.11a_CH120_5600MHz	
ANT	6	
Pol.	Vertical	Fundamental
Peak	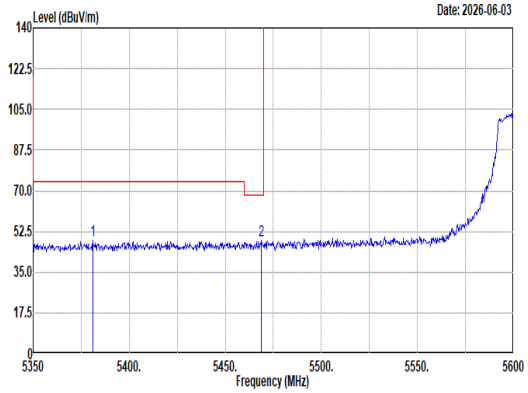 Site : 03CH22-HY Condition: PEAK_BE(UNII)_B3 3m DRH18-E_LE2C04A18EN_260520 VERTICAL : RBW:1000.000kHz VBW:3000.000kHz SWT:Auto Freq Level Limit Line Margin Read Level Ant Factor Cable Loss Preamp Factor Aux Factor APos TPos Remark MHz dBuV/m dBuV/m dB dBuV dB/m dB dB dB cm deg 1 5381.00 48.86 74.00 -25.14 37.33 32.59 12.26 34.21 0.89 376 253 Peak 2 5468.75 48.45 68.20 -19.75 36.90 32.70 12.33 34.36 0.88 376 253 Peak	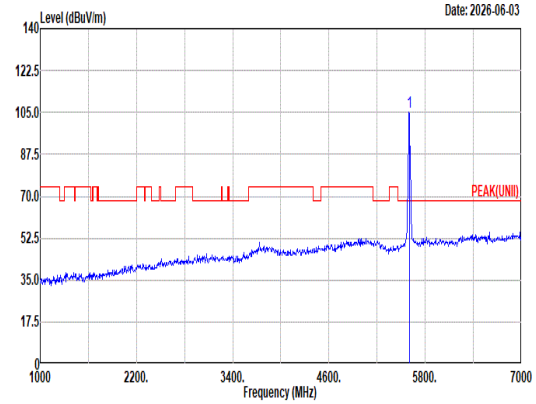 Site : 03CH22-HY Condition: PEAK(UNII) 3m DRH18-E_LE2C04A18EN_260520 VERTICAL : RBW:1000.000kHz VBW:3000.000kHz SWT:Auto Freq Level Limit Line Margin Read Level Ant Factor Cable Loss Preamp Factor Aux Factor APos TPos Remark MHz dBuV/m dBuV/m dB dBuV dB/m dB dB dB cm deg 1 5600.00 104.90 ------ ------ 92.77 33.37 12.42 34.51 0.85 376 253 Peak
Avg	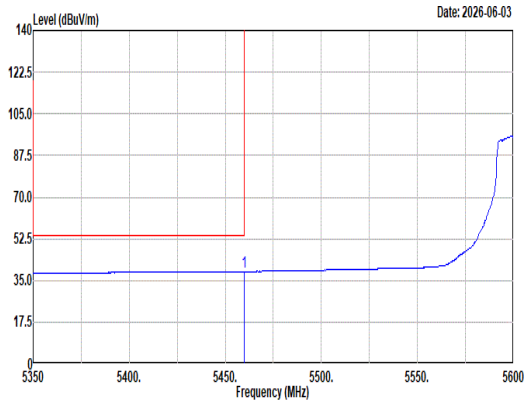 Site : 03CH22-HY Condition: AVG_BE(UNII)_B3 3m DRH18-E_LE2C04A18EN_260520 VERTICAL : RBW:1000.000kHz VBW:0.010kHz SWT:Auto Freq Level Limit Line Margin Read Level Ant Factor Cable Loss Preamp Factor Aux Factor APos TPos Remark MHz dBuV/m dBuV/m dB dBuV dB/m dB dB dB cm deg 1 5460.00 38.78 54.00 -15.22 27.23 32.70 12.32 34.35 0.88 376 253 Average	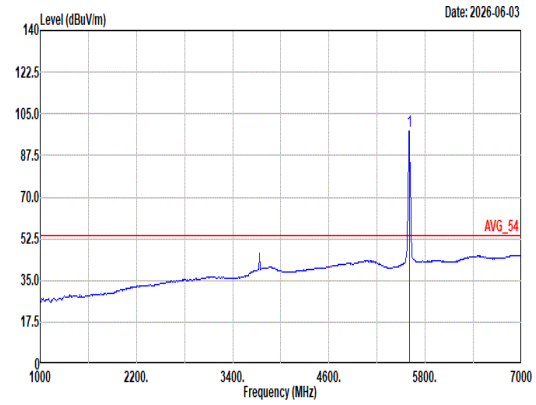 Site : 03CH22-HY Condition: AVG_54 3m DRH18-E_LE2C04A18EN_260520 VERTICAL : RBW:1000.000kHz VBW:0.010kHz SWT:Auto Freq Level Limit Line Margin Read Level Ant Factor Cable Loss Preamp Factor Aux Factor APos TPos Remark MHz dBuV/m dBuV/m dB dBuV dB/m dB dB dB cm deg 1 5600.00 97.71 ------ ------ 85.55 33.40 12.42 34.51 0.85 376 253 Average

Mode	8	
	Band Edge - R	
	U-NII-2C_5.47-5.725_802.11a_CH120_5600MHz	
ANT	6	
Pol.	Vertical	Fundamental
Peak	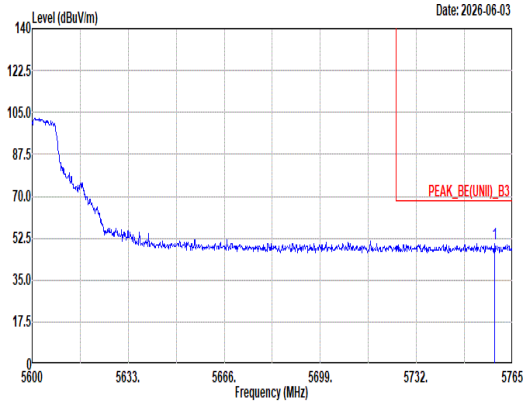 Site : 03CH22-HY Condition: PEAK_BE(UNII)_B3 3m DRH18-E_LE2C04A18EN_260520 VERTICAL : RBW:1000.000kHz VBW:3000.000kHz SWT:Auto Freq Level Limit Line Margin Read Level Ant Factor Cable Loss Preamp Factor Aux Factor APos TPos Remark MHz dBuV/m dBuV/m dB dBuV dB/m dB dB dB cm deg 1 5758.90 50.45 68.20 -17.75 37.56 33.92 12.49 34.65 1.13 376 253 Peak	Blank

Mode	8	
	Harmonic	
	U-NII-2C_5.47-5.725_802.11a_CH120_5600MHz	
ANT	6	
Pol.	Horizontal	Vertical
Peak Avg	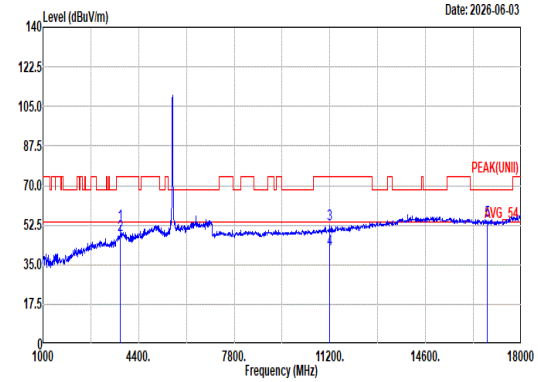 Site : 03CH22-HY Condition: PEAK(UNII) 3m DRH18-E_LE2C04A18EN_260520 HORIZONTAL Freq Level Limit Line Margin Read Level Ant Factor Cable Loss Preamp Factor Aux Factor APos TPos Remark MHz dBuV/m dBuV/m dB dBuV dB/m dB dB dB cm deg 1 3736.00 52.84 74.00 -21.16 45.08 30.12 10.21 33.39 0.82 100 297 Peak 2 3736.00 47.92 54.00 -6.08 40.16 30.12 10.21 33.39 0.82 100 297 Average 3 11200.00 52.82 74.00 -21.18 35.34 38.50 17.58 39.95 1.35 100 98 Peak 4 11200.00 41.92 54.00 -12.08 24.44 38.50 17.58 39.95 1.35 100 98 Average 5 16800.00 54.20 68.20 -14.00 35.78 41.00 21.63 46.17 1.96 -- -- Peak	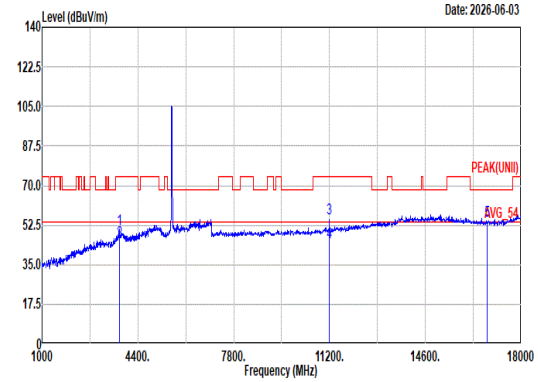 Site : 03CH22-HY Condition: PEAK(UNII) 3m DRH18-E_LE2C04A18EN_260520 VERTICAL Freq Level Limit Line Margin Read Level Ant Factor Cable Loss Preamp Factor Aux Factor APos TPos Remark MHz dBuV/m dBuV/m dB dBuV dB/m dB dB dB cm deg 1 3736.00 50.74 74.00 -23.26 42.98 30.12 10.21 33.39 0.82 319 247 Peak 2 3736.00 45.39 54.00 -8.61 37.63 30.12 10.21 33.39 0.82 319 247 Average 3 11200.00 55.26 74.00 -18.74 37.78 38.50 17.58 39.95 1.35 109 238 Peak 4 11200.00 44.82 54.00 -9.18 27.34 38.50 17.58 39.95 1.35 109 238 Average 5 16800.00 54.45 68.20 -13.75 36.03 41.00 21.63 46.17 1.96 -- -- Peak

Mode	8	
	Harmonic	
	U-NII-2C_5.47-5.725_802.11a_CH120_5600MHz	
ANT	6	
Pol.	Horizontal	Vertical
10.6G ~18G Avg	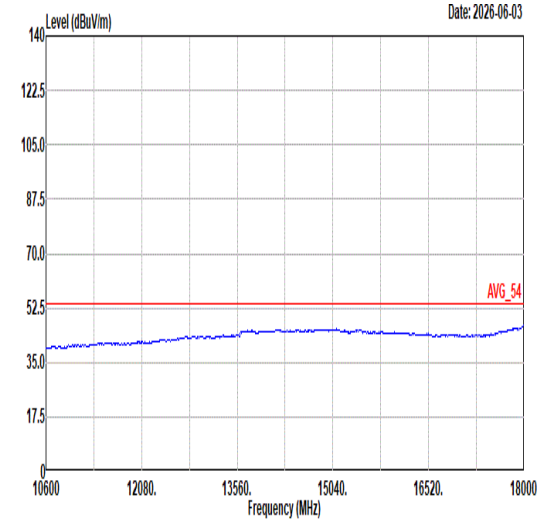 Site : 03CH22-HY Condition: AVG_54 3m DRH18-E_LE2C04A18EN_260520 HORIZONTAL	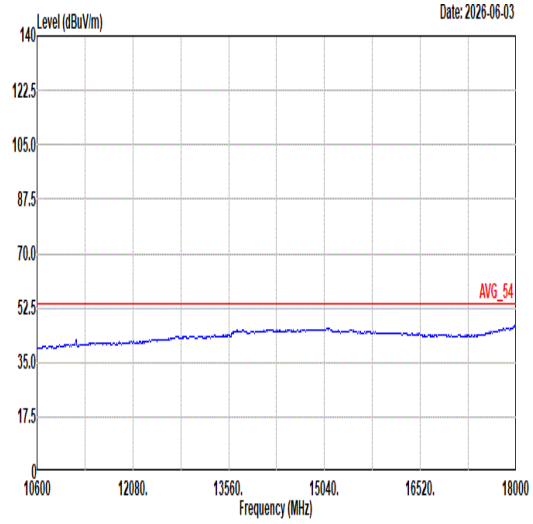 Site : 03CH22-HY Condition: AVG_54 3m DRH18-E_LE2C04A18EN_260520 VERTICAL

Mode	9	
	Band Edge	
	U-NII-2C_5.47-5.725_802.11a_CH140_5700MHz	
ANT	6	
Pol.	Horizontal	Fundamental
Peak	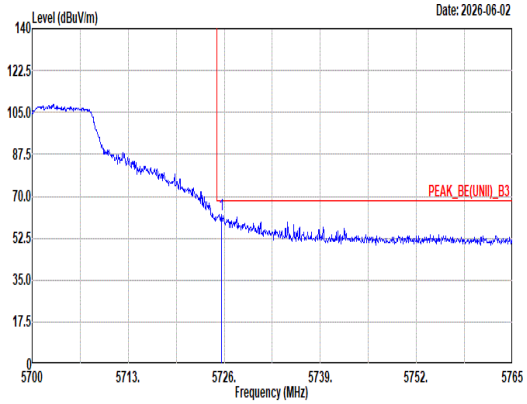 Site : 03CH22-HY Condition: PEAK_BE(UNII)_B3 3m 9120D_02038_250807 HORIZONTAL : RBW:1000.000kHz VBW:3000.000kHz SWT:Auto Freq Level Limit Line Margin Read Level Ant Factor Cable Loss Preamp Factor Aux Factor APos TPos Remark MHz dBuV/m dBuV/m dB dBuV dB/m dB dB dB cm deg 1 5725.61 62.22 68.20 -5.98 49.89 33.40 12.48 34.62 1.07 101 71 Peak	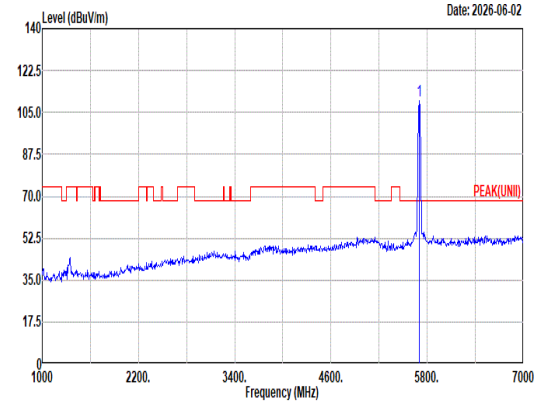 Site : 03CH22-HY Condition: PEAK(UNII) 3m 9120D_02038_250807 HORIZONTAL : RBW:1000.000kHz VBW:3000.000kHz SWT:Auto Freq Level Limit Line Margin Read Level Ant Factor Cable Loss Preamp Factor Aux Factor APos TPos Remark MHz dBuV/m dBuV/m dB dBuV dB/m dB dB dB cm deg 1 5700.00 109.90 ------ ------ 97.68 33.32 12.47 34.60 1.03 101 71 Peak
Avg	Blank	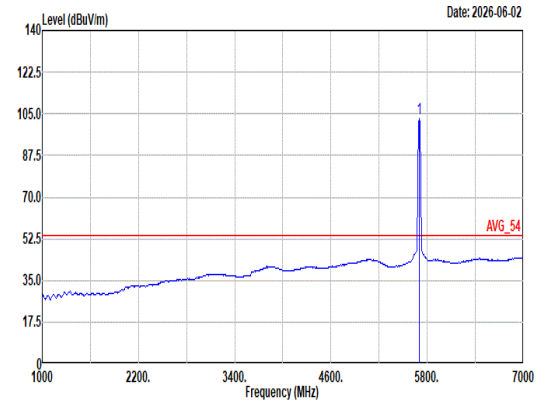 Site : 03CH22-HY Condition: AVG_54 3m 9120D_02038_250807 HORIZONTAL : RBW:1000.000kHz VBW:0.010kHz SWT:Auto Freq Level Limit Line Margin Read Level Ant Factor Cable Loss Preamp Factor Aux Factor APos TPos Remark MHz dBuV/m dBuV/m dB dBuV dB/m dB dB dB cm deg 1 5700.00 103.03 ------ ------ 90.81 33.32 12.47 34.60 1.03 101 71 Average

Mode	9	
	Band Edge	
	U-NII-2C_5.47-5.725_802.11a_CH140_5700MHz	
ANT	6	
Pol.	Vertical	Fundamental
Peak	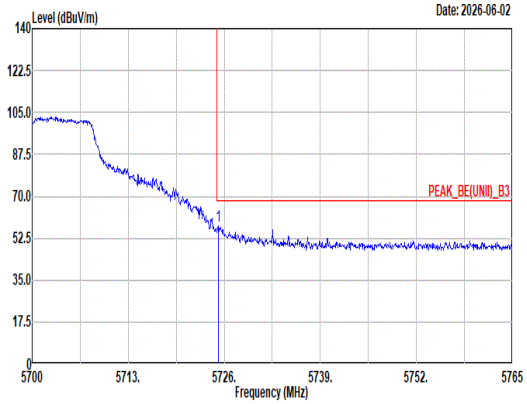 Site : 03CH22-HY Condition: PEAK_BE(UNII)_B3 3m 9120D_02038_250807 VERTICAL : RBW:1000.000kHz VBW:3000.000kHz SWT:Auto Freq Level Limit Line Margin Read Level Ant Factor Cable Loss Preamp Factor Aux Factor APos TPos Remark MHz dBuV/m dBuV/m dB dBuV dB/m dB dB dB cm deg 1 5725.16 57.78 68.20 -10.42 45.45 33.40 12.48 34.62 1.07 328 256 Peak	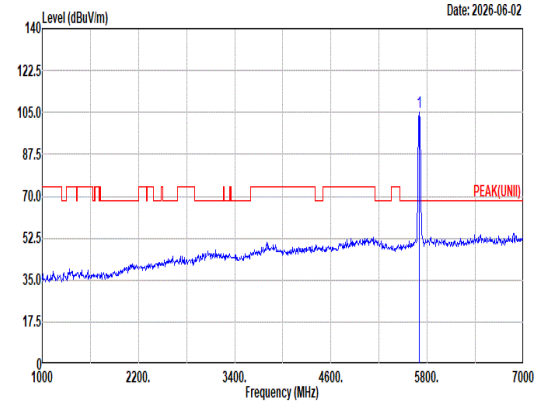 Site : 03CH22-HY Condition: PEAK(UNII) 3m 9120D_02038_250807 VERTICAL : RBW:1000.000kHz VBW:3000.000kHz SWT:Auto Freq Level Limit Line Margin Read Level Ant Factor Cable Loss Preamp Factor Aux Factor APos TPos Remark MHz dBuV/m dBuV/m dB dBuV dB/m dB dB dB cm deg 1 5700.00 105.21 ------ ------ 92.99 33.32 12.47 34.60 1.03 328 256 Peak
Avg	Blank	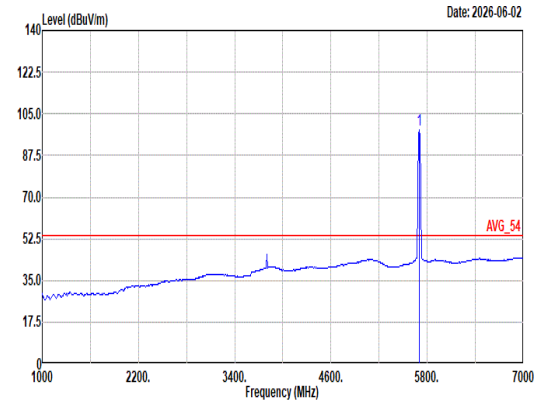 Site : 03CH22-HY Condition: AVG_54 3m 9120D_02038_250807 VERTICAL : RBW:1000.000kHz VBW:0.010kHz SWT:Auto Freq Level Limit Line Margin Read Level Ant Factor Cable Loss Preamp Factor Aux Factor APos TPos Remark MHz dBuV/m dBuV/m dB dBuV dB/m dB dB dB cm deg 1 5700.00 98.06 ------ ------ 85.90 33.28 12.46 34.60 1.02 328 256 Average

Mode	9	
	Harmonic	
	U-NII-2C_5.47-5.725_802.11a_CH140_5700MHz	
ANT	6	
Pol.	Horizontal	Vertical
Peak Avg	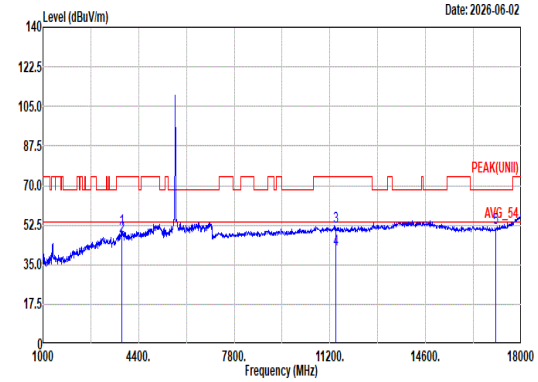 Site : 03CH22-HY Condition: PEAK(UNII) 3m 9120D_02038_250807 HORIZONTAL Freq Level Limit Line Margin Read Level Ant Factor Cable Loss Preamp Factor Aux Factor APos TPos Remark MHz dBuV/m dBuV/m dB dBuV dB/m dB dB dB cm deg 1 3802.00 50.87 74.00 -23.13 42.85 30.42 10.25 33.42 0.77 100 297 Peak 2 3802.00 47.66 54.00 -6.34 39.64 30.42 10.25 33.42 0.77 100 297 Average 3 11400.00 51.69 74.00 -22.31 33.74 39.00 17.73 40.14 1.36 100 163 Peak 4 11400.00 41.78 54.00 -12.22 23.83 39.00 17.73 40.14 1.36 100 163 Average 5 17100.00 51.06 68.20 -17.14 35.63 38.00 21.85 46.36 1.94 -- -- Peak	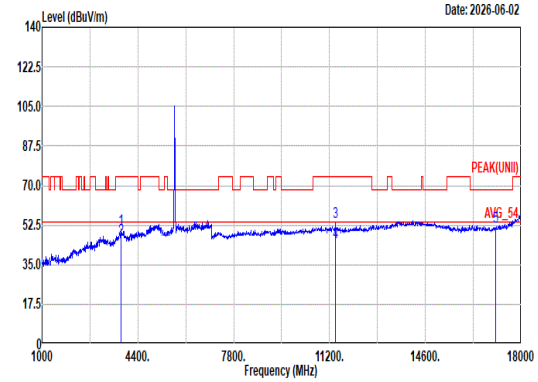 Site : 03CH22-HY Condition: PEAK(UNII) 3m 9120D_02038_250807 VERTICAL Freq Level Limit Line Margin Read Level Ant Factor Cable Loss Preamp Factor Aux Factor APos TPos Remark MHz dBuV/m dBuV/m dB dBuV dB/m dB dB dB cm deg 1 3802.00 50.56 74.00 -23.44 42.54 30.42 10.25 33.42 0.77 308 255 Peak 2 3802.00 46.35 54.00 -7.65 38.33 30.42 10.25 33.42 0.77 308 255 Average 3 11400.00 53.91 74.00 -20.09 35.96 39.00 17.73 40.14 1.36 115 238 Peak 4 11400.00 44.67 54.00 -9.33 26.72 39.00 17.73 40.14 1.36 115 238 Average 5 17100.00 51.65 68.20 -16.55 36.22 38.00 21.85 46.36 1.94 -- -- Peak

Mode	9	
	Harmonic	
	U-NII-2C_5.47-5.725_802.11a_CH140_5700MHz	
ANT	6	
Pol.	Horizontal	Vertical
10.6G ~18G Avg	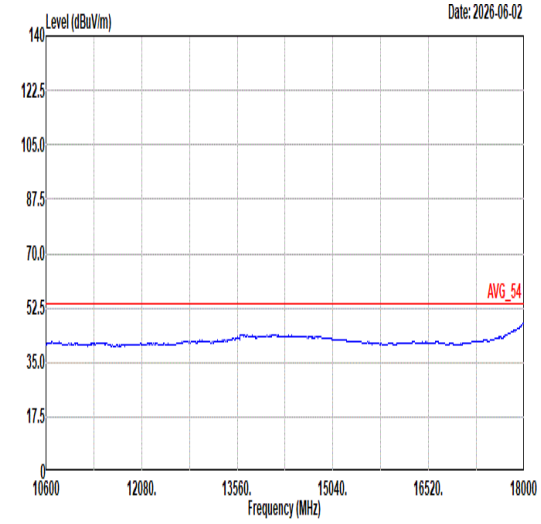 Site : 03CH22-HY Condition: AVG_54 3m 9120D_02038_250807 HORIZONTAL	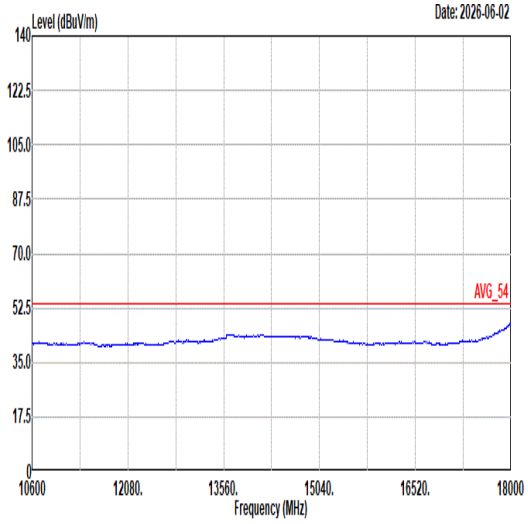 Site : 03CH22-HY Condition: AVG_54 3m 9120D_02038_250807 VERTICAL

Mode	10	
	Band Edge	
	U-NII-1_5.15-5.25_802.11n HT20_CH36_5180MHz	
ANT	6	
Pol.	Horizontal	Fundamental
Peak	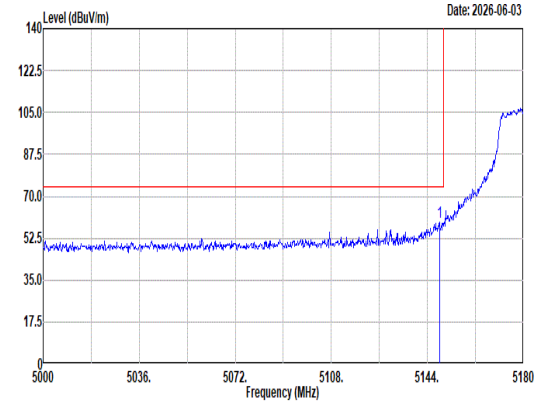 Site : 03CH22-HY Condition: PEAK_BE_74 3m DRH18-E_LE2C04A18EN_260520 HORIZONTAL : RBW:1000.000kHz VBW:3000.000kHz SWT:Auto Freq Level Limit Line Margin Read Level Ant Factor Cable Loss Preamp Factor Aux Factor APos TPos Remark MHz dBuV/m dBuV/m dB dBuV dB/m dB dB dB cm deg 1 5148.50 59.05 74.00 -14.95 47.17 32.70 11.99 33.80 0.99 105 54 Peak	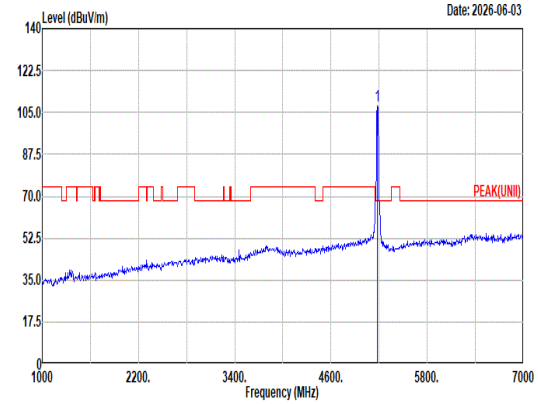 Site : 03CH22-HY Condition: PEAK(UNII) 3m DRH18-E_LE2C04A18EN_260520 HORIZONTAL : RBW:1000.000kHz VBW:3000.000kHz SWT:Auto Freq Level Limit Line Margin Read Level Ant Factor Cable Loss Preamp Factor Aux Factor APos TPos Remark MHz dBuV/m dBuV/m dB dBuV dB/m dB dB dB cm deg 1 5180.00 107.84 ------ ------ 95.95 32.75 12.03 33.85 0.96 105 54 Peak
Avg	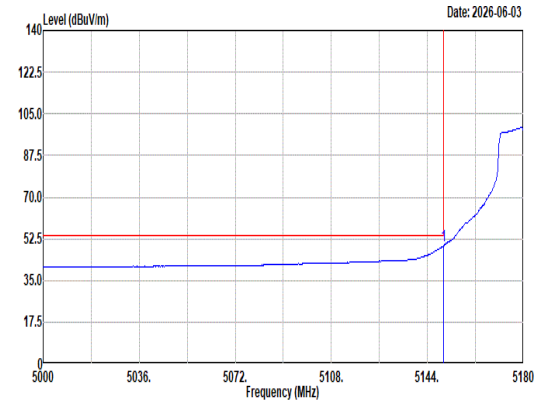 Site : 03CH22-HY Condition: AVG_BE_54 3m DRH18-E_LE2C04A18EN_260520 HORIZONTAL : RBW:1000.000kHz VBW:0.010kHz SWT:Auto Freq Level Limit Line Margin Read Level Ant Factor Cable Loss Preamp Factor Aux Factor APos TPos Remark MHz dBuV/m dBuV/m dB dBuV dB/m dB dB dB cm deg 1 5149.94 49.49 54.00 -4.51 37.61 32.70 11.99 33.80 0.99 105 54 Average	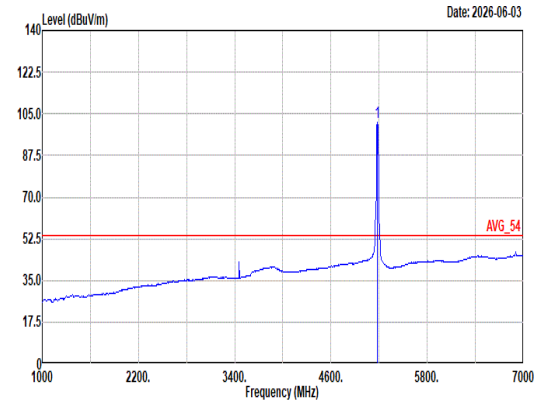 Site : 03CH22-HY Condition: AVG_54 3m DRH18-E_LE2C04A18EN_260520 HORIZONTAL : RBW:1000.000kHz VBW:0.010kHz SWT:Auto Freq Level Limit Line Margin Read Level Ant Factor Cable Loss Preamp Factor Aux Factor APos TPos Remark MHz dBuV/m dBuV/m dB dBuV dB/m dB dB dB cm deg 1 5180.00 101.32 ------ ------ 89.43 32.76 12.04 33.86 0.95 105 54 Average

Mode	10	
	Band Edge	
	U-NII-1_5.15-5.25_802.11n HT20_CH36_5180MHz	
ANT	6	
Pol.	Vertical	Fundamental
Peak	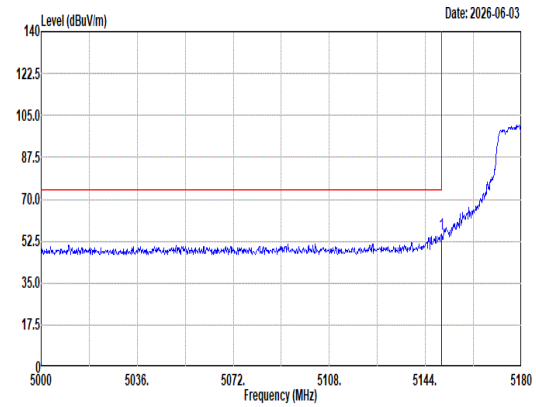 Site : 03CH22-HY Condition: PEAK_BE_74 3m DRH18-E_LE2C04A18EN_260520 VERTICAL : RBW:1000.000kHz VBW:3000.000kHz SWT:Auto Freq Level Limit Line Margin Read Level Ant Factor Cable Loss Preamp Factor Aux Factor APos TPos Remark MHz dBuV/m dBuV/m dB dBuV dB/m dB dB dB cm deg 1 5149.94 55.26 74.00 -18.74 43.38 32.70 11.99 33.80 0.99 101 123 Peak	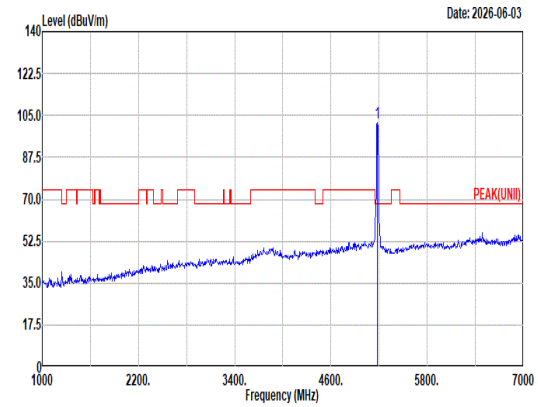 Site : 03CH22-HY Condition: PEAK(UNII) 3m DRH18-E_LE2C04A18EN_260520 VERTICAL : RBW:1000.000kHz VBW:3000.000kHz SWT:Auto Freq Level Limit Line Margin Read Level Ant Factor Cable Loss Preamp Factor Aux Factor APos TPos Remark MHz dBuV/m dBuV/m dB dBuV dB/m dB dB dB cm deg 1 5180.00 102.14 ------ ------ 90.25 32.76 12.04 33.86 0.95 101 123 Peak
Avg	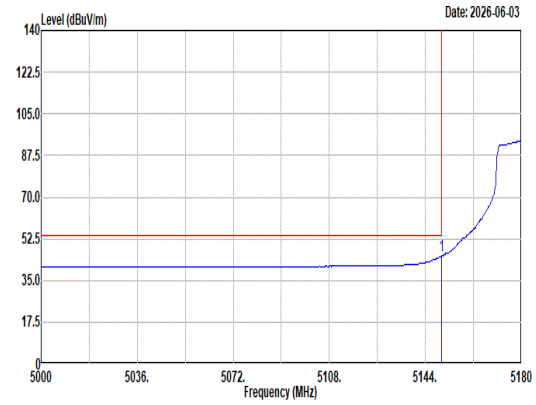 Site : 03CH22-HY Condition: AVG_BE_54 3m DRH18-E_LE2C04A18EN_260520 VERTICAL : RBW:1000.000kHz VBW:0.010kHz SWT:Auto Freq Level Limit Line Margin Read Level Ant Factor Cable Loss Preamp Factor Aux Factor APos TPos Remark MHz dBuV/m dBuV/m dB dBuV dB/m dB dB dB cm deg 1 5149.94 45.17 54.00 -8.83 33.29 32.70 11.99 33.80 0.99 101 123 Average	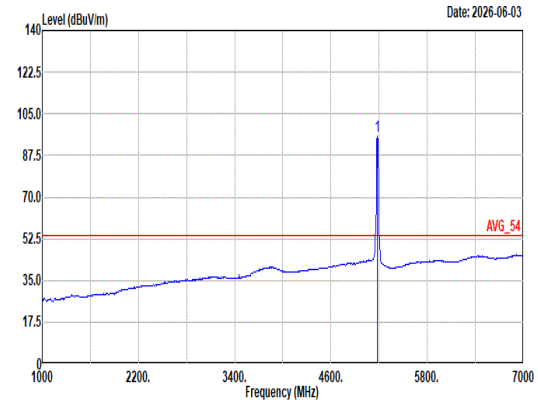 Site : 03CH22-HY Condition: AVG_54 3m DRH18-E_LE2C04A18EN_260520 VERTICAL : RBW:1000.000kHz VBW:0.010kHz SWT:Auto Freq Level Limit Line Margin Read Level Ant Factor Cable Loss Preamp Factor Aux Factor APos TPos Remark MHz dBuV/m dBuV/m dB dBuV dB/m dB dB dB cm deg 1 5180.00 95.62 ------ ------ 83.73 32.75 12.03 33.85 0.96 101 123 Average

Mode	10	
	Harmonic	
	U-NII-1_5.15-5.25_802.11n HT20_CH36_5180MHz	
ANT	6	
Pol.	Horizontal	Vertical
Peak Avg	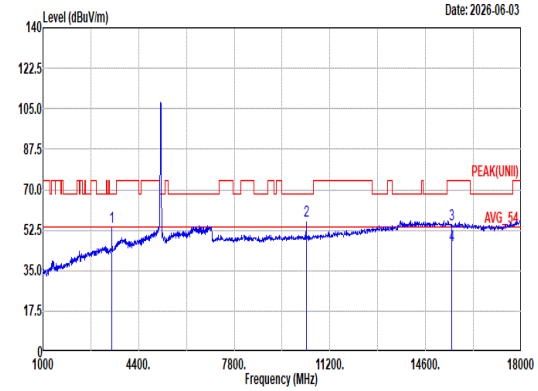 Site : 03CH22-HY Condition: PEAK(UNII) 3m DRH18-E_LE2C04A18EN_260520 HORIZONTAL 1 3454.00 53.97 68.20 -14.23 47.83 28.82 9.79 33.24 0.77 105 294 Peak 2 10360.00 56.55 68.20 -11.65 40.21 37.50 16.82 39.26 1.28 100 134 Peak 3 15540.00 54.91 74.00 -19.09 35.14 41.74 20.74 44.60 1.89 -- -- Peak 4 15540.00 45.70 54.00 -8.30 25.93 41.74 20.74 44.60 1.89 -- -- Average	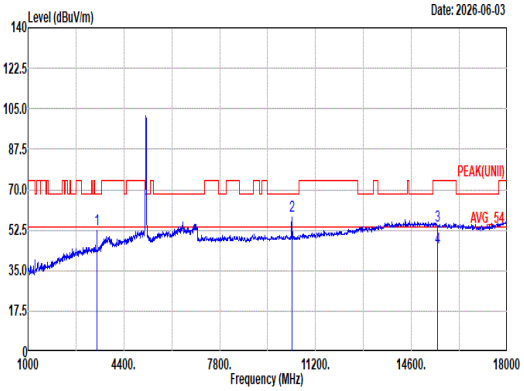 Site : 03CH22-HY Condition: PEAK(UNII) 3m DRH18-E_LE2C04A18EN_260520 VERTICAL 1 3454.00 52.66 68.20 -15.54 46.52 28.82 9.79 33.24 0.77 383 270 Peak 2 10360.00 58.73 68.20 -9.47 42.39 37.50 16.82 39.26 1.28 114 260 Peak 3 15540.00 54.44 74.00 -19.56 34.67 41.74 20.74 44.60 1.89 -- -- Peak 4 15540.00 45.00 54.00 -9.00 25.23 41.74 20.74 44.60 1.89 -- -- Average

Mode	10	
	Harmonic	
	U-NII-1_5.15-5.25_802.11n HT20_CH36_5180MHz	
ANT	6	
Pol.	Horizontal	Vertical
10.6G ~18G Avg	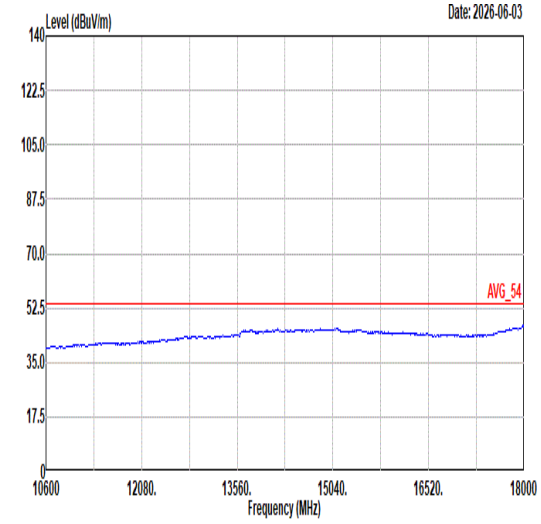 Site : 03CH22-HY Condition: AVG_54 3m DRH18-E_LE2C04A18EN_260520 HORIZONTAL	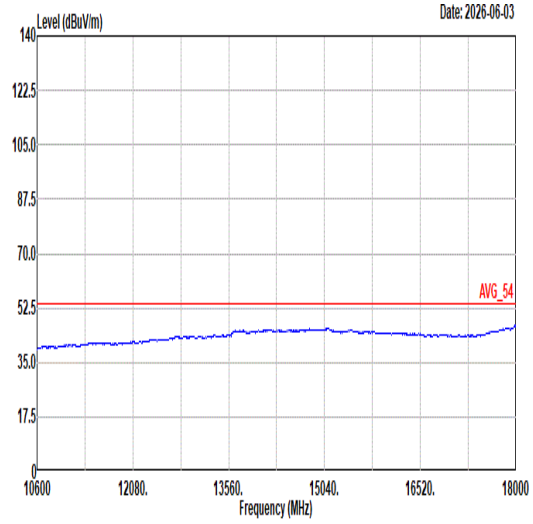 Site : 03CH22-HY Condition: AVG_54 3m DRH18-E_LE2C04A18EN_260520 VERTICAL

Mode	11	
	Band Edge - L	
	U-NII-1_5.15-5.25_802.11n HT20_CH44_5220MHz	
ANT	6	
Pol.	Horizontal	Fundamental
Peak	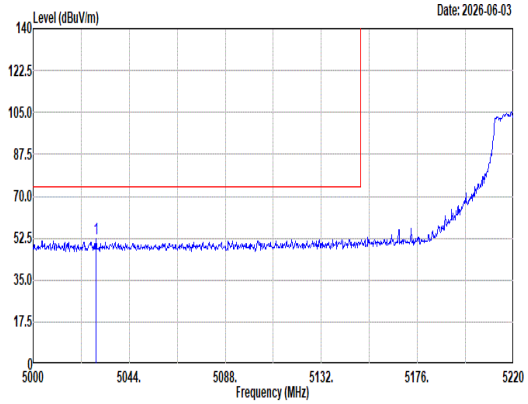 Site : 03CH22-HY Condition: PEAK_BE_74 3m DRH18-E_LE2C04A18EN_260520 HORIZONTAL : RBW:1000.000kHz VBW:3000.000kHz SWT:Auto Freq Level Limit Line Margin Read Level Ant Factor Cable Loss Preamp Factor Aux Factor APos TPos Remark MHz dBuV/m dBuV/m dB dBuV dB/m dB dB dB cm deg 1 5028.82 52.20 74.00 -21.80 40.09 32.78 11.79 33.59 1.13 100 64 Peak	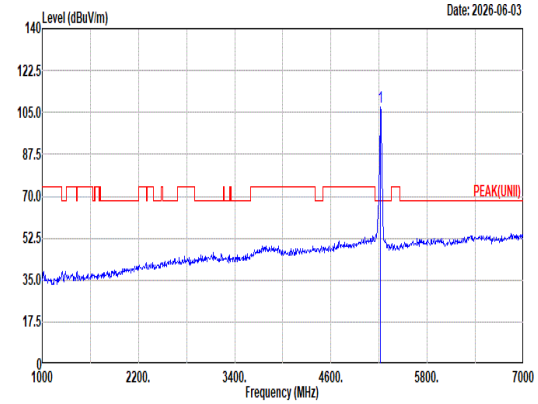 Site : 03CH22-HY Condition: PEAK(UNII) 3m DRH18-E_LE2C04A18EN_260520 HORIZONTAL : RBW:1000.000kHz VBW:3000.000kHz SWT:Auto Freq Level Limit Line Margin Read Level Ant Factor Cable Loss Preamp Factor Aux Factor APos TPos Remark MHz dBuV/m dBuV/m dB dBuV dB/m dB dB dB cm deg 1 5220.00 106.99 ------ ------ 95.16 32.73 12.09 33.92 0.93 100 64 Peak
Avg	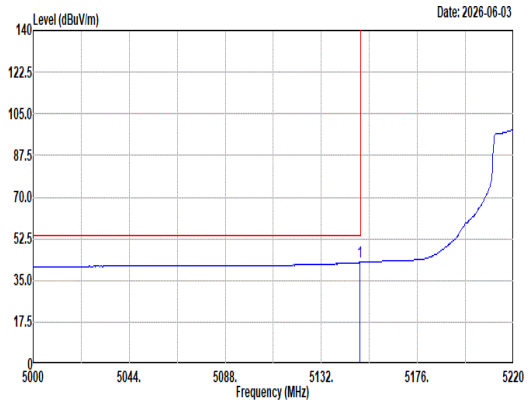 Site : 03CH22-HY Condition: AVG_BE_54 3m DRH18-E_LE2C04A18EN_260520 HORIZONTAL : RBW:1000.000kHz VBW:0.010kHz SWT:Auto Freq Level Limit Line Margin Read Level Ant Factor Cable Loss Preamp Factor Aux Factor APos TPos Remark MHz dBuV/m dBuV/m dB dBuV dB/m dB dB dB cm deg 1 5149.60 42.56 54.00 -11.44 30.68 32.70 11.99 33.80 0.99 100 64 Average	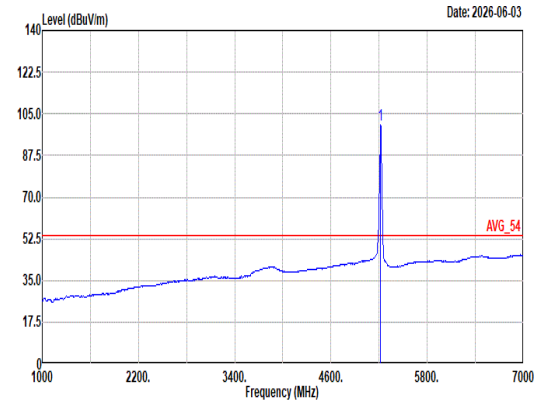 Site : 03CH22-HY Condition: AVG_54 3m DRH18-E_LE2C04A18EN_260520 HORIZONTAL : RBW:1000.000kHz VBW:0.010kHz SWT:Auto Freq Level Limit Line Margin Read Level Ant Factor Cable Loss Preamp Factor Aux Factor APos TPos Remark MHz dBuV/m dBuV/m dB dBuV dB/m dB dB dB cm deg 1 5220.00 100.12 ------ ------ 88.29 32.73 12.09 33.92 0.93 100 64 Average

Mode	11	
	Band Edge - R	
	U-NII-1_5.15-5.25_802.11n HT20_CH44_5220MHz	
ANT	6	
Pol.	Horizontal	Fundamental
Peak	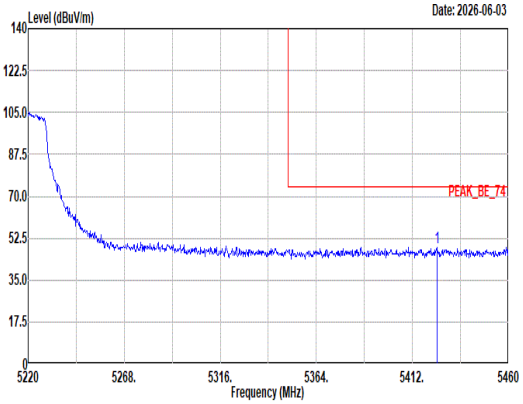 Site : 03CH22-HY Condition: PEAK_BE_74 3m DRH18-E_LE2C04A18EN_260520 HORIZONTAL : RBW:1000.000kHz VBW:3000.000kHz SWT:Auto Limit Read Ant Cable Preamp Aux APos TPos Freq Level Line Margin Level Factor Loss Factor Factor Remark MHz dBuV/m dBuV/m dB dBuV dB/m dB dB dB cm deg 1 5424.24 48.74 74.00 -25.26 37.14 32.70 12.30 34.29 0.89 100 64 Peak	Blank
Avg	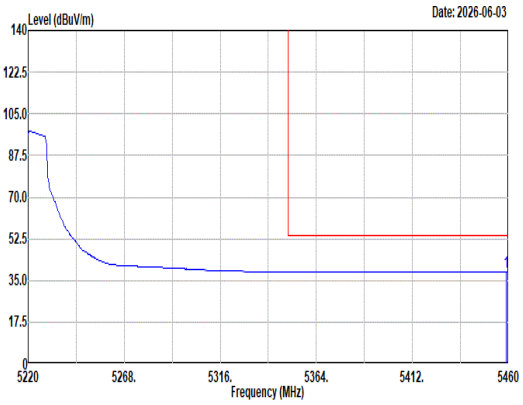 Site : 03CH22-HY Condition: AVG_BE_54 3m DRH18-E_LE2C04A18EN_260520 HORIZONTAL : RBW:1000.000kHz VBW:0.010kHz SWT:Auto Limit Read Ant Cable Preamp Aux APos TPos Freq Level Line Margin Level Factor Loss Factor Factor Remark MHz dBuV/m dBuV/m dB dBuV dB/m dB dB dB cm deg 1 5458.80 38.77 54.00 -15.23 27.22 32.70 12.32 34.35 0.88 100 64 Average	Blank

Mode	11	
	Band Edge - L	
	U-NII-1_5.15-5.25_802.11n HT20_CH44_5220MHz	
ANT	6	
Pol.	Vertical	Fundamental
Peak	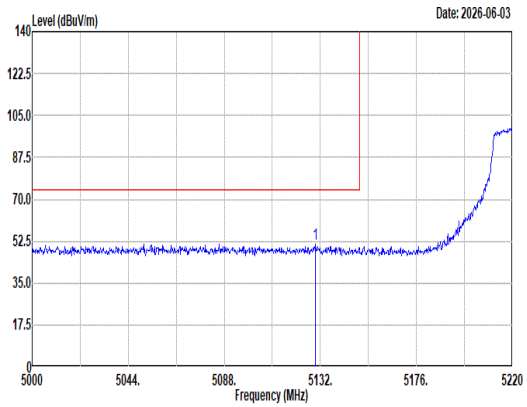 Site : 03CH22-HY Condition: PEAK_BE_74 3m DRH18-E_LE2C04A18EN_260520 VERTICAL : RBW:1000.000kHz VBW:3000.000kHz SWT:Auto Freq Level Limit Line Margin Read Level Ant Factor Cable Loss Preamp Factor Aux Factor APos TPos Remark MHz dBuV/m dBuV/m dB dBuV dB/m dB dB dB cm deg 1 5129.58 51.39 74.00 -22.61 39.50 32.70 11.95 33.77 1.01 400 193 Peak	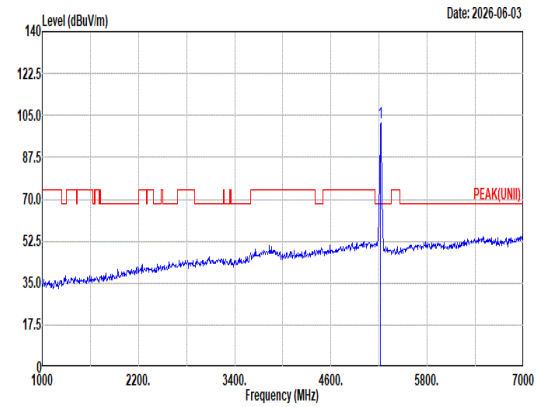 Site : 03CH22-HY Condition: PEAK(UNII) 3m DRH18-E_LE2C04A18EN_260520 VERTICAL : RBW:1000.000kHz VBW:3000.000kHz SWT:Auto Freq Level Limit Line Margin Read Level Ant Factor Cable Loss Preamp Factor Aux Factor APos TPos Remark MHz dBuV/m dBuV/m dB dBuV dB/m dB dB dB cm deg 1 5220.00 101.70 ------ ------ 89.90 32.70 12.10 33.93 0.93 400 193 Peak
Avg	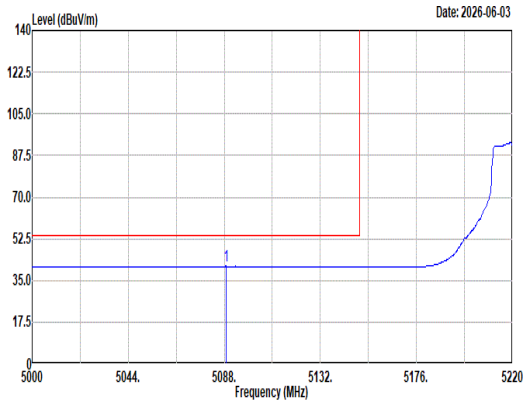 Site : 03CH22-HY Condition: AVG_BE_54 3m DRH18-E_LE2C04A18EN_260520 VERTICAL : RBW:1000.000kHz VBW:0.010kHz SWT:Auto Freq Level Limit Line Margin Read Level Ant Factor Cable Loss Preamp Factor Aux Factor APos TPos Remark MHz dBuV/m dBuV/m dB dBuV dB/m dB dB dB cm deg 1 5088.88 40.95 54.00 -13.05 29.00 32.70 11.89 33.70 1.06 400 193 Average	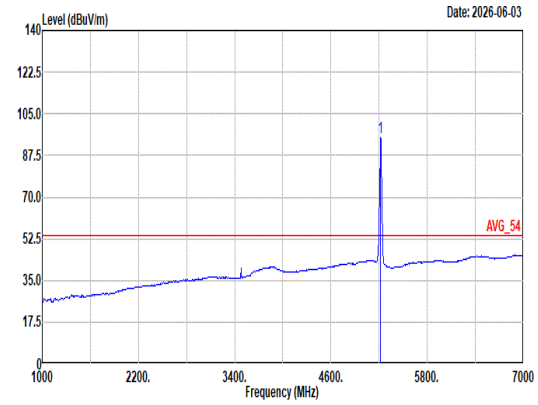 Site : 03CH22-HY Condition: AVG_54 3m DRH18-E_LE2C04A18EN_260520 VERTICAL : RBW:1000.000kHz VBW:0.010kHz SWT:Auto Freq Level Limit Line Margin Read Level Ant Factor Cable Loss Preamp Factor Aux Factor APos TPos Remark MHz dBuV/m dBuV/m dB dBuV dB/m dB dB dB cm deg 1 5220.00 94.93 ------ ------ 83.10 32.73 12.09 33.92 0.93 400 193 Average

Mode	11	
	Band Edge - R	
	U-NII-1_5.15-5.25_802.11n HT20_CH44_5220MHz	
ANT	6	
Pol.	Vertical	Fundamental
Peak	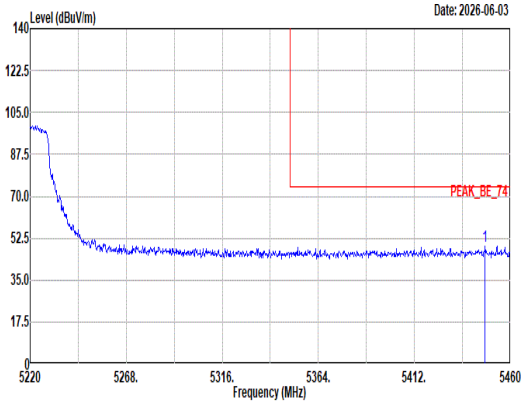 Site : 03CH22-HY Condition: PEAK_BE_74 3m DRH18-E_LE2C04A18EN_260520 VERTICAL : RBW:1000.000kHz VBW:3000.000kHz SWT:Auto Limit Read Ant Cable Preamp Aux APos TPos Freq Level Line Margin Level Factor Loss Factor Factor Remark MHz dBuV/m dBuV/m dB dBuV dB/m dB dB dB cm deg 1 5447.28 48.98 74.00 -25.02 37.42 32.70 12.31 34.33 0.88 400 193 Peak	Blank
Avg	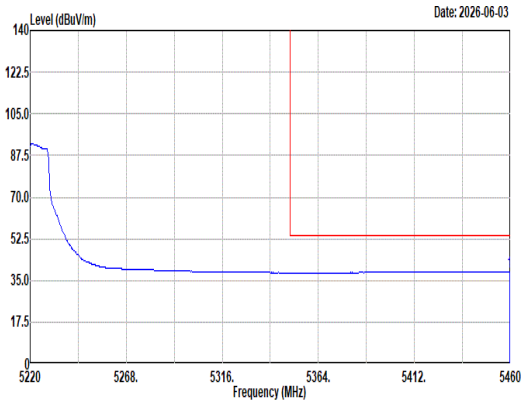 Site : 03CH22-HY Condition: AVG_BE_54 3m DRH18-E_LE2C04A18EN_260520 VERTICAL : RBW:1000.000kHz VBW:0.010kHz SWT:Auto Limit Read Ant Cable Preamp Aux APos TPos Freq Level Line Margin Level Factor Loss Factor Factor Remark MHz dBuV/m dBuV/m dB dBuV dB/m dB dB dB cm deg 1 5459.52 38.64 54.00 -15.36 27.09 32.70 12.32 34.35 0.88 400 193 Average	Blank

Mode	11	
	Harmonic	
	U-NII-1_5.15-5.25_802.11n HT20_CH44_5220MHz	
ANT	6	
Pol.	Horizontal	Vertical
Peak Avg	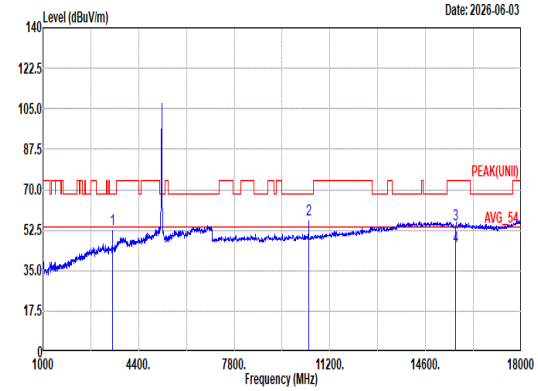 Site : 03CH22-HY Condition: PEAK(UNII) 3m DRH18-E_LE2C04A18EN_260520 HORIZONTAL 1 3478.00 53.07 68.20 -15.13 46.79 28.91 9.84 33.27 0.80 100 295 Peak 2 10440.00 57.07 68.20 -11.13 40.70 37.58 16.89 39.39 1.29 100 134 Peak 3 15660.00 54.69 74.00 -19.31 34.96 41.78 20.83 44.80 1.92 -- -- Peak 4 15660.00 45.53 54.00 -8.47 25.80 41.78 20.83 44.80 1.92 -- -- Average	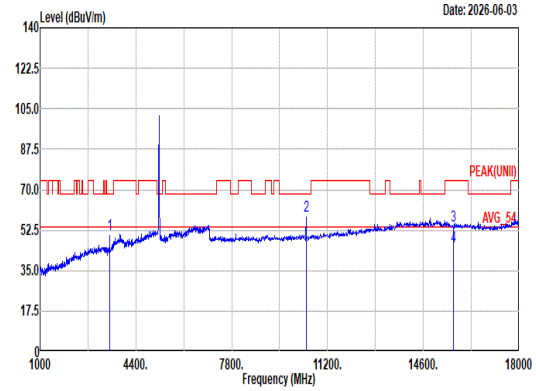 Site : 03CH22-HY Condition: PEAK(UNII) 3m DRH18-E_LE2C04A18EN_260520 VERTICAL 1 3478.00 50.55 68.20 -17.65 44.27 28.91 9.84 33.27 0.80 374 261 Peak 2 10440.00 58.82 68.20 -9.38 42.45 37.58 16.89 39.39 1.29 100 70 Peak 3 15660.00 54.67 74.00 -19.33 34.94 41.78 20.83 44.80 1.92 -- -- Peak 4 15660.00 45.34 54.00 -8.66 25.61 41.78 20.83 44.80 1.92 -- -- Average

Mode	11	
	Harmonic	
	U-NII-1_5.15-5.25_802.11n HT20_CH44_5220MHz	
ANT	6	
Pol.	Horizontal	Vertical
10.6G ~18G Avg	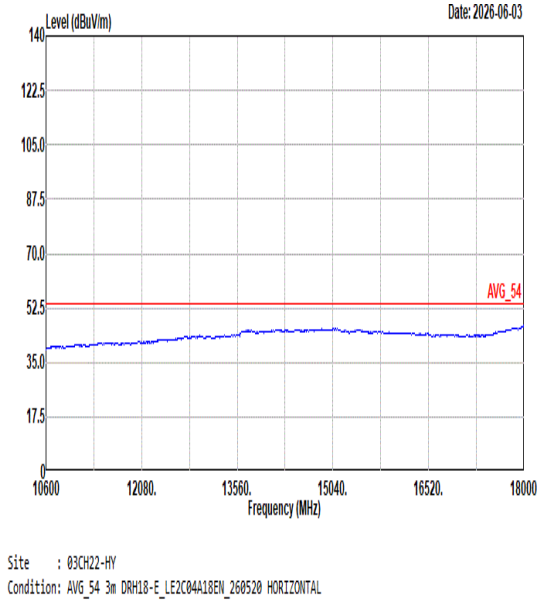	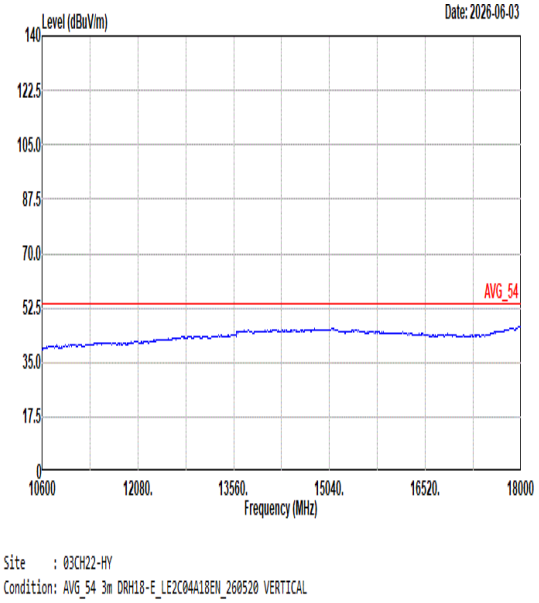

Mode	12	
	Band Edge - L	
	U-NII-1_5.15-5.25_802.11n HT20_CH48_5240MHz	
ANT	6	
Pol.	Horizontal	Fundamental
Peak	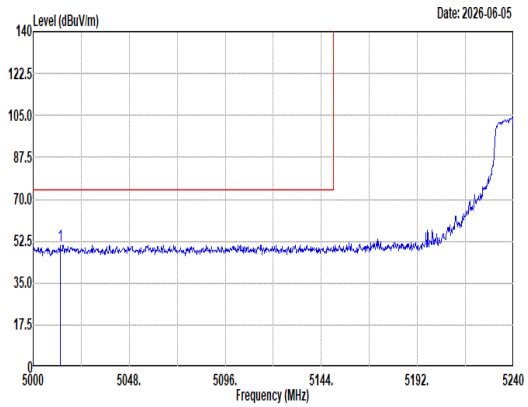 Site : 03CH22-HY Condition: PEAK_BE_74 3m DRH18-E_LE2C04A18EN_260520 HORIZONTAL : RBW:1000.000kHz VBW:3000.000kHz SWT:Auto 1 5013.68 50.98 74.00 -23.02 38.79 32.85 11.76 33.56 1.14 100 66 Peak	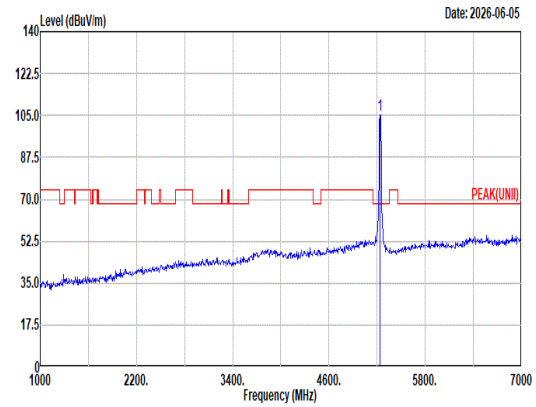 Site : 03CH22-HY Condition: PEAK(UNII) 3m DRH18-E_LE2C04A18EN_260520 HORIZONTAL : RBW:1000.000kHz VBW:3000.000kHz SWT:Auto 1 5240.00 105.28 ------ ------ 93.59 32.63 12.11 33.97 0.92 100 66 Peak
Avg	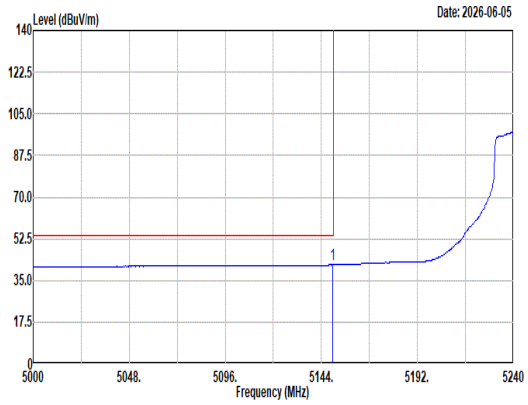 Site : 03CH22-HY Condition: AVG_BE_54 3m DRH18-E_LE2C04A18EN_260520 HORIZONTAL : RBW:1000.000kHz VBW:0.010kHz SWT:Auto 1 5149.76 41.55 54.00 -12.45 29.67 32.70 11.99 33.80 0.99 100 66 Average	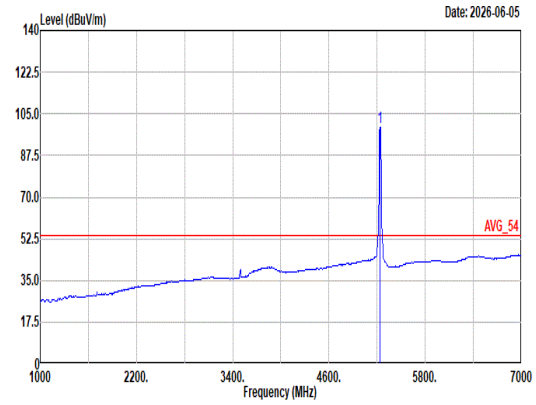 Site : 03CH22-HY Condition: AVG_54 3m DRH18-E_LE2C04A18EN_260520 HORIZONTAL : RBW:1000.000kHz VBW:0.010kHz SWT:Auto 1 5240.00 99.22 ------ ------ 87.49 32.66 12.11 33.96 0.92 100 66 Average

Mode	12	
	Band Edge - R	
	U-NII-1_5.15-5.25_802.11n HT20_CH48_5240MHz	
ANT	6	
Pol.	Horizontal	Fundamental
Peak	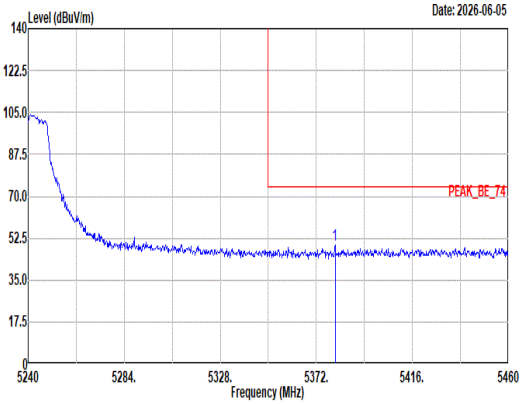 Site : 03CH22-HY Condition: PEAK_BE_74 3m DRH18-E_LE2C04A18EN_260520 HORIZONTAL : RBW:1000.000kHz VBW:3000.000kHz SWT:Auto Freq Level Limit Line Margin Read Level Ant Factor Cable Loss Preamp Factor Aux Factor APos TPos Remark MHz dBuV/m dBuV/m dB dBuV dB/m dB dB dB cm deg 1 5380.58 49.88 74.00 -24.12 38.36 32.58 12.26 34.21 0.89 100 66 Peak	Blank
Avg	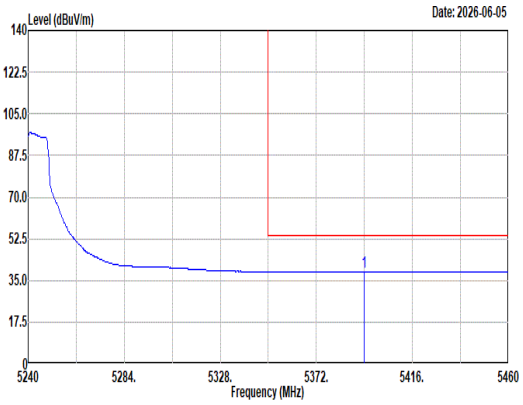 Site : 03CH22-HY Condition: AVG_BE_54 3m DRH18-E_LE2C04A18EN_260520 HORIZONTAL : RBW:1000.000kHz VBW:0.010kHz SWT:Auto Freq Level Limit Line Margin Read Level Ant Factor Cable Loss Preamp Factor Aux Factor APos TPos Remark MHz dBuV/m dBuV/m dB dBuV dB/m dB dB dB cm deg 1 5393.78 38.74 54.00 -15.26 27.15 32.66 12.27 34.23 0.89 100 66 Average	Blank

Mode	12	
	Band Edge - L	
	U-NII-1_5.15-5.25_802.11n HT20_CH48_5240MHz	
ANT	6	
Pol.	Vertical	Fundamental
Peak	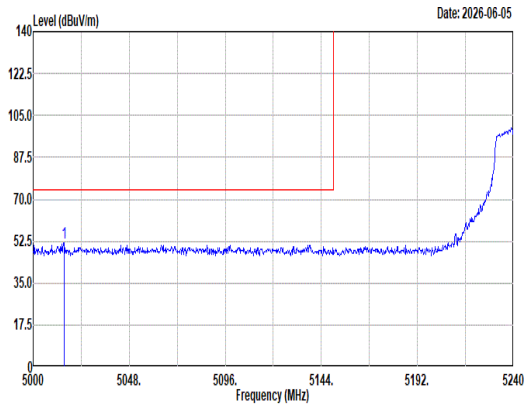 Site : 03CH22-HY Condition: PEAK_BE_74 3m DRH18-E_LE2C04A18EN_260520 VERTICAL : RBW:1000.000kHz VBW:3000.000kHz SWT:Auto 1 5015.36 51.96 74.00 -22.04 39.78 32.84 11.77 33.57 1.14 100 298 Peak	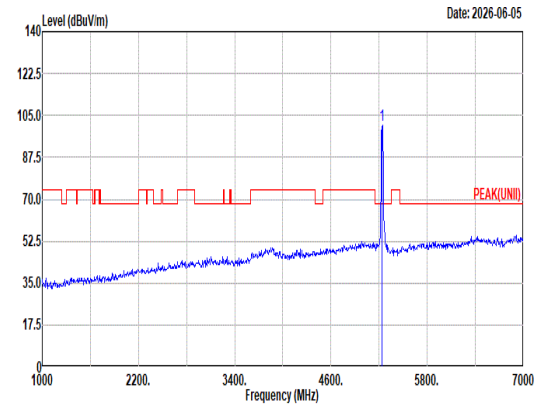 Site : 03CH22-HY Condition: PEAK(UNII) 3m DRH18-E_LE2C04A18EN_260520 VERTICAL : RBW:1000.000kHz VBW:3000.000kHz SWT:Auto 1 5240.00 101.11 ------ ------ 89.42 32.63 12.11 33.97 0.92 100 298 Peak
Avg	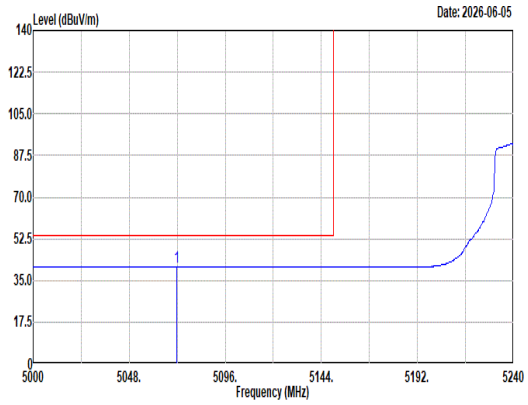 Site : 03CH22-HY Condition: AVG_BE_54 3m DRH18-E_LE2C04A18EN_260520 VERTICAL : RBW:1000.000kHz VBW:0.010kHz SWT:Auto 1 5071.76 40.82 54.00 -13.18 28.85 32.70 11.86 33.67 1.08 100 298 Average	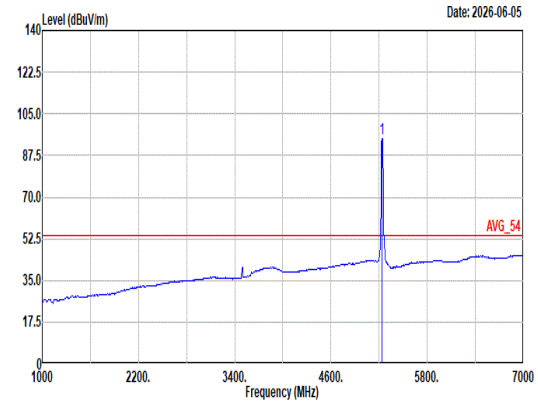 Site : 03CH22-HY Condition: AVG_54 3m DRH18-E_LE2C04A18EN_260520 VERTICAL : RBW:1000.000kHz VBW:0.010kHz SWT:Auto 1 5240.00 94.75 ------ ------ 83.02 32.66 12.11 33.96 0.92 100 298 Average

Mode	12	
	Band Edge - R	
	U-NII-1_5.15-5.25_802.11n HT20_CH48_5240MHz	
ANT	6	
Pol.	Vertical	Fundamental
Peak	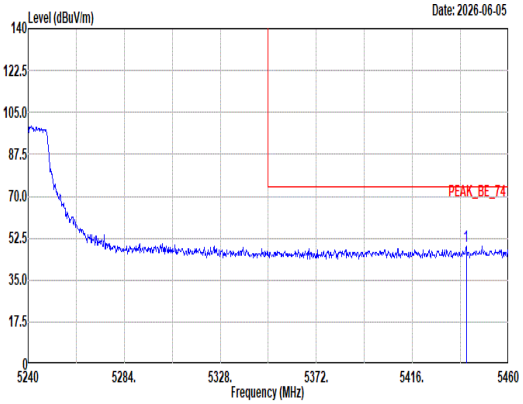 Site : 03CH22-HY Condition: PEAK_BE_74 3m DRH18-E_LE2C04A18EN_260520 VERTICAL : RBW:1000.000kHz VBW:3000.000kHz SWT:Auto Limit Read Ant Cable Preamp Aux APos TPos Freq Level Line Margin Level Factor Loss Factor Factor Remark MHz dBuV/m dBuV/m dB dBuV dB/m dB dB dB cm deg 1 5440.64 49.18 74.00 -24.82 37.61 32.70 12.31 34.32 0.88 100 298 Peak	Blank
Avg	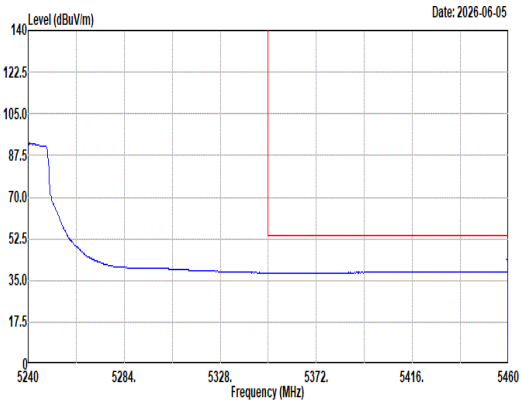 Site : 03CH22-HY Condition: AVG_BE_54 3m DRH18-E_LE2C04A18EN_260520 VERTICAL : RBW:1000.000kHz VBW:0.010kHz SWT:Auto Limit Read Ant Cable Preamp Aux APos TPos Freq Level Line Margin Level Factor Loss Factor Factor Remark MHz dBuV/m dBuV/m dB dBuV dB/m dB dB dB cm deg 1 5459.78 38.63 54.00 -15.37 27.08 32.70 12.32 34.35 0.88 100 298 Average	Blank

Mode	12	
	Harmonic	
	U-NII-1_5.15-5.25_802.11n HT20_CH48_5240MHz	
ANT	6	
Pol.	Horizontal	Vertical
Peak Avg	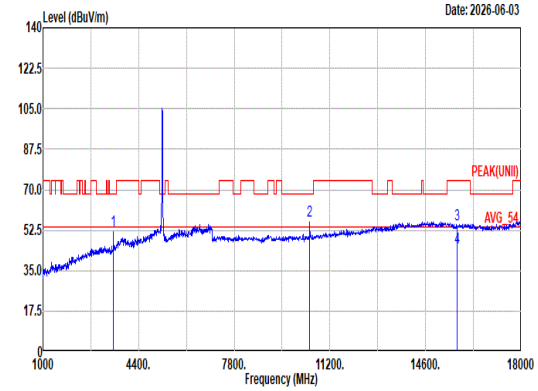 Site : 03CH22-HY Condition: PEAK(UNII) 3m DRH18-E_LE2C04A18EN_260520 HORIZONTAL 1 3496.00 52.55 68.20 -15.65 46.15 28.98 9.89 33.29 0.82 100 294 Peak 2 10480.00 56.35 68.20 -11.85 40.05 37.54 16.93 39.46 1.29 100 136 Peak 3 15720.00 54.98 74.00 -19.02 35.31 41.74 20.88 44.89 1.94 -- -- Peak 4 15720.00 45.01 54.00 -8.99 25.34 41.74 20.88 44.89 1.94 -- -- Average	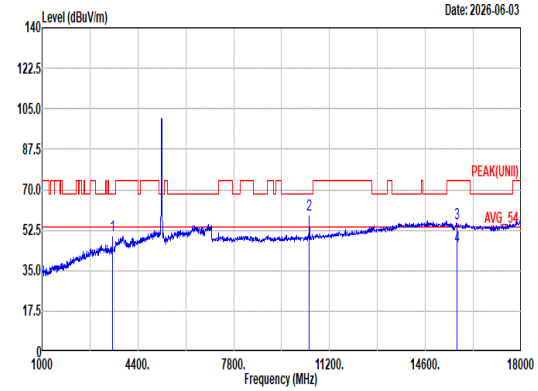 Site : 03CH22-HY Condition: PEAK(UNII) 3m DRH18-E_LE2C04A18EN_260520 VERTICAL 1 3496.00 50.28 68.20 -17.92 44.70 28.98 9.89 33.29 0.00 100 252 Peak 2 10480.00 59.04 68.20 -9.16 42.74 37.54 16.93 39.46 1.29 111 262 Peak 3 15720.00 55.45 74.00 -18.55 35.78 41.74 20.88 44.89 1.94 -- -- Peak 4 15720.00 45.53 54.00 -8.47 25.86 41.74 20.88 44.89 1.94 -- -- Average

Mode	12	
	Harmonic	
	U-NII-1_5.15-5.25_802.11n HT20_CH48_5240MHz	
ANT	6	
Pol.	Horizontal	Vertical
10.6G ~18G Avg	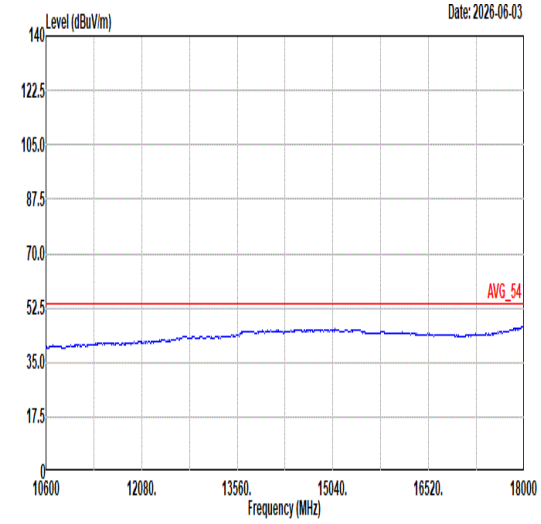 Site : 03CH22-HY Condition: AVG_54 3m DRH18-E_LE2C04A18EN_260520 HORIZONTAL	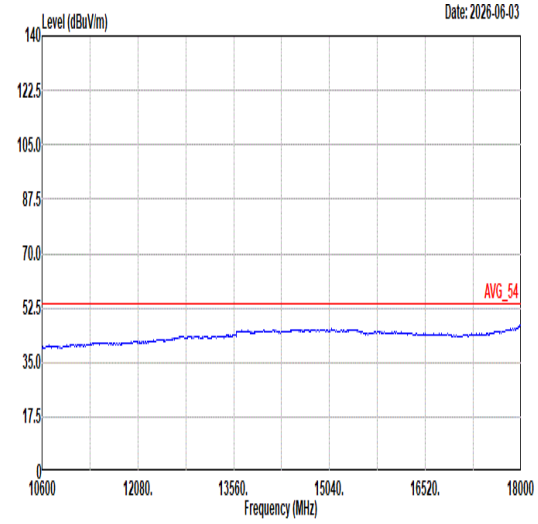 Site : 03CH22-HY Condition: AVG_54 3m DRH18-E_LE2C04A18EN_260520 VERTICAL

Mode	13	
	Band Edge - L	
	U-NII-2A_5.25-5.35_802.11n HT20_CH52_5260MHz	
ANT	6	
Pol.	Horizontal	Fundamental
Peak	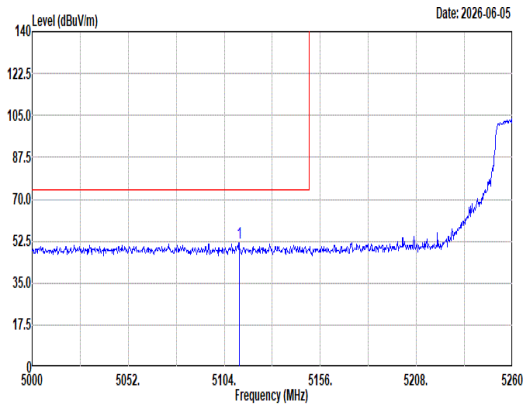 Site : 03CH22-HY Condition: PEAK_BE_74 3m DRH18-E_LE2C04A18EN_260520 HORIZONTAL : RBW:1000.000kHz VBW:3000.000kHz SWT:Auto 1 5112.06 51.82 74.00 -22.18 39.91 32.70 11.92 33.74 1.03 100 57 Peak	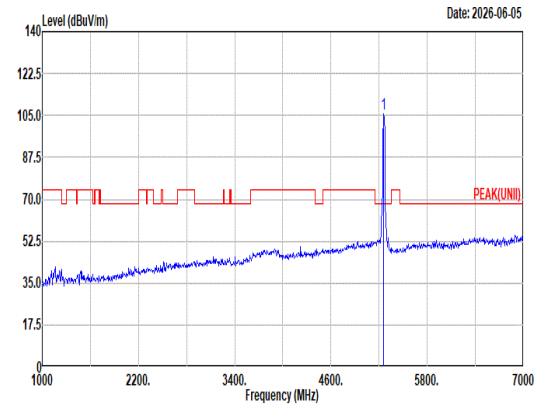 Site : 03CH22-HY Condition: PEAK(UNII) 3m DRH18-E_LE2C04A18EN_260520 HORIZONTAL : RBW:1000.000kHz VBW:3000.000kHz SWT:Auto 1 5260.00 105.81 ------ ------ 94.16 32.60 12.13 34.00 0.92 100 57 Peak
Avg	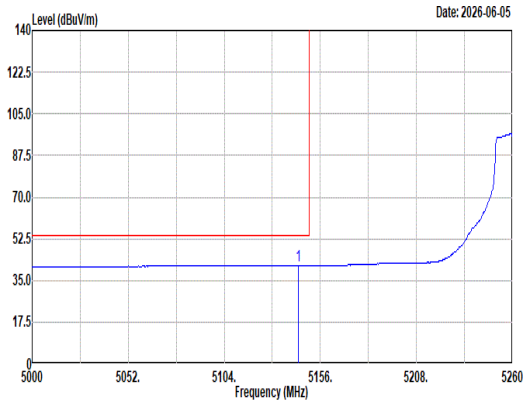 Site : 03CH22-HY Condition: AVG_BE_54 3m DRH18-E_LE2C04A18EN_260520 HORIZONTAL : RBW:1000.000kHz VBW:0.010kHz SWT:Auto 1 5144.04 41.12 54.00 -12.88 29.24 32.70 11.98 33.79 0.99 100 57 Average	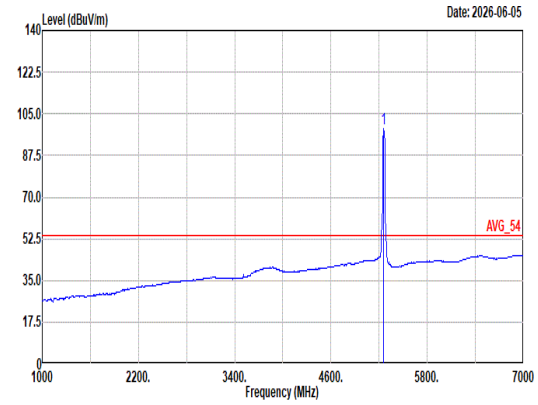 Site : 03CH22-HY Condition: AVG_54 3m DRH18-E_LE2C04A18EN_260520 HORIZONTAL : RBW:1000.000kHz VBW:0.010kHz SWT:Auto 1 5260.00 98.64 ------ ------ 86.99 32.60 12.13 34.00 0.92 100 57 Average

Mode	13	
	Band Edge - R	
	U-NII-2A_5.25-5.35_802.11n HT20_CH52_5260MHz	
ANT	6	
Pol.	Horizontal	Fundamental
Peak	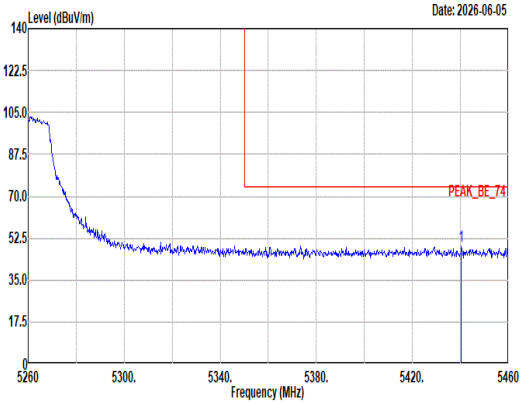 Site : 03CH22-HY Condition: PEAK_BE_74 3m DRH18-E_LE2C04A18EN_260520 HORIZONTAL : RBW:1000.000kHz VBW:3000.000kHz SWT:Auto Limit Read Ant Cable Preamp Aux APos TPos Freq Level Line Margin Level Factor Loss Factor Factor Remark MHz dBuV/m dBuV/m dB dBuV dB/m dB dB dB cm deg 1 5440.40 49.33 74.00 -24.67 37.76 32.70 12.31 34.32 0.88 100 57 Peak	Blank
Avg	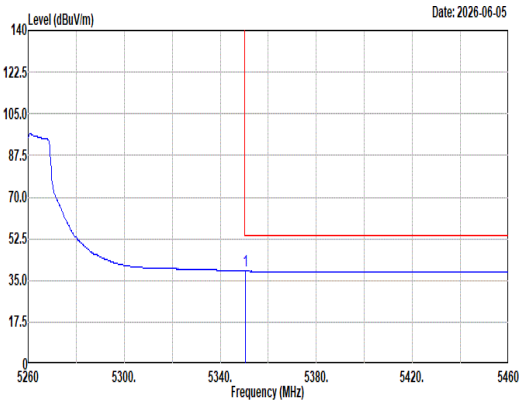 Site : 03CH22-HY Condition: AVG_BE_54 3m DRH18-E_LE2C04A18EN_260520 HORIZONTAL : RBW:1000.000kHz VBW:0.010kHz SWT:Auto Limit Read Ant Cable Preamp Aux APos TPos Freq Level Line Margin Level Factor Loss Factor Factor Remark MHz dBuV/m dBuV/m dB dBuV dB/m dB dB dB cm deg 1 5350.60 38.90 54.00 -15.10 27.53 32.40 12.23 34.16 0.90 100 57 Average	Blank

Mode	13	
	Band Edge - L	
	U-NII-2A_5.25-5.35_802.11n HT20_CH52_5260MHz	
ANT	6	
Pol.	Vertical	Fundamental
Peak	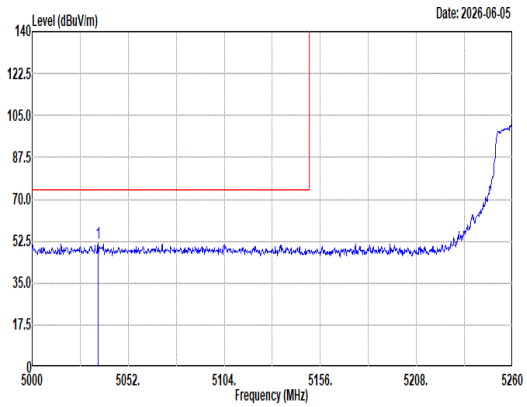 Site : 03CH22-HY Condition: PEAK_BE_74 3m DRH18-E_LE2C04A18EN_260520 VERTICAL : RBW:1000.000kHz VBW:3000.000kHz SWT:Auto 1 5035.62 51.70 74.00 -22.30 39.62 32.76 11.80 33.60 1.12 100 295 Peak	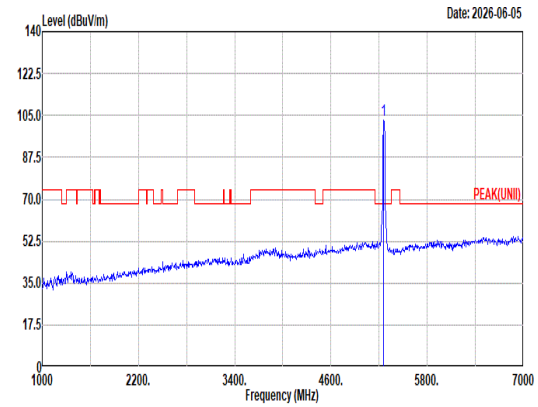 Site : 03CH22-HY Condition: PEAK(UNII) 3m DRH18-E_LE2C04A18EN_260520 VERTICAL : RBW:1000.000kHz VBW:3000.000kHz SWT:Auto 1 5260.00 102.93 ------ ------ 91.28 32.60 12.13 34.00 0.92 100 295 Peak
Avg	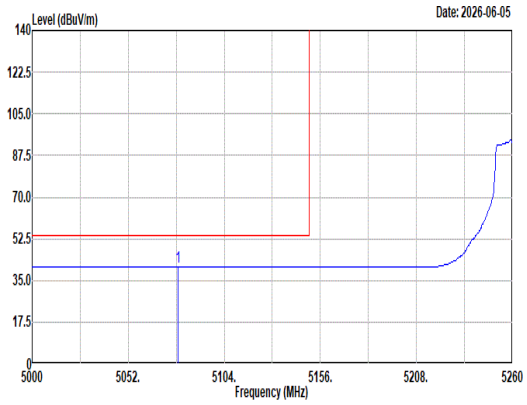 Site : 03CH22-HY Condition: AVG_BE_54 3m DRH18-E_LE2C04A18EN_260520 VERTICAL : RBW:1000.000kHz VBW:0.010kHz SWT:Auto 1 5079.04 40.83 54.00 -13.17 28.87 32.70 11.87 33.68 1.07 100 295 Average	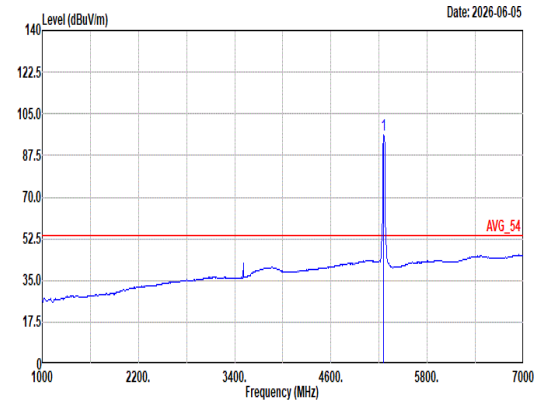 Site : 03CH22-HY Condition: AVG_54 3m DRH18-E_LE2C04A18EN_260520 VERTICAL : RBW:1000.000kHz VBW:0.010kHz SWT:Auto 1 5260.00 95.94 ------ ------ 84.29 32.60 12.13 34.00 0.92 100 295 Average

Mode	13	
	Band Edge - R	
	U-NII-2A_5.25-5.35_802.11n HT20_CH52_5260MHz	
ANT	6	
Pol.	Vertical	Fundamental
Peak	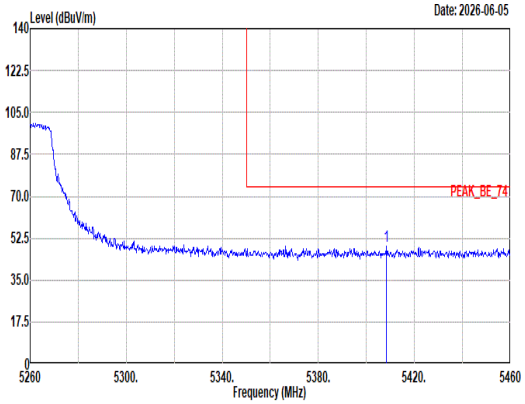 Site : 03CH22-HY Condition: PEAK_BE_74 3m DRH18-E_LE2C04A18EN_260520 VERTICAL : RBW:1000.000kHz VBW:3000.000kHz SWT:Auto Limit Read Ant Cable Preamp Aux APos TPos Freq Level Line Margin Level Factor Loss Factor Factor Remark MHz dBuV/m dBuV/m dB dBuV dB/m dB dB dB cm deg 1 5408.40 49.03 74.00 -24.97 37.41 32.70 12.29 34.26 0.89 100 295 Peak	Blank
Avg	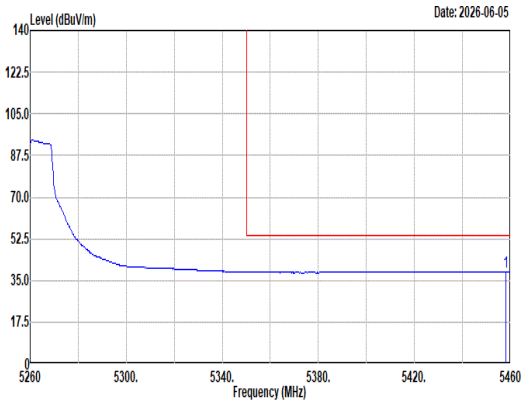 Site : 03CH22-HY Condition: AVG_BE_54 3m DRH18-E_LE2C04A18EN_260520 VERTICAL : RBW:1000.000kHz VBW:0.010kHz SWT:Auto Limit Read Ant Cable Preamp Aux APos TPos Freq Level Line Margin Level Factor Loss Factor Factor Remark MHz dBuV/m dBuV/m dB dBuV dB/m dB dB dB cm deg 1 5458.20 38.65 54.00 -15.35 27.10 32.70 12.32 34.35 0.88 100 295 Average	Blank

Mode	13	
	Harmonic	
	U-NII-2A_5.25-5.35_802.11n HT20_CH52_5260MHz	
ANT	6	
Pol.	Horizontal	Vertical
Peak Avg	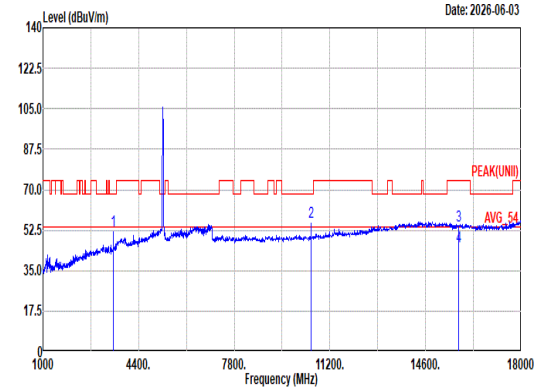 Site : 03CH22-HY Condition: PEAK(UNII) 3m DRH18-E_LE2C04A18EN_260520 HORIZONTAL Freq Level Limit Line Margin Read Level Ant Factor Cable Loss Preamp Factor Aux Factor APos TPos Remark 1 3508.00 52.48 68.20 -15.72 45.99 29.05 9.91 33.30 0.83 100 314 Peak 2 10520.00 56.24 68.20 -11.96 39.98 37.50 16.97 39.50 1.29 100 147 Peak 3 15780.00 54.45 74.00 -19.55 34.76 41.80 20.92 44.99 1.96 -- -- Peak 4 15780.00 45.17 54.00 -8.83 25.48 41.80 20.92 44.99 1.96 -- -- Average	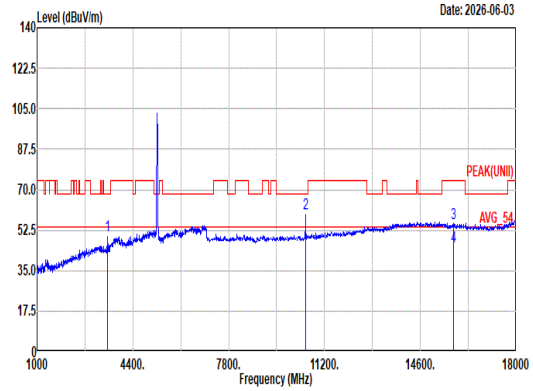 Site : 03CH22-HY Condition: PEAK(UNII) 3m DRH18-E_LE2C04A18EN_260520 VERTICAL Freq Level Limit Line Margin Read Level Ant Factor Cable Loss Preamp Factor Aux Factor APos TPos Remark 1 3508.00 50.33 68.20 -17.87 43.84 29.05 9.91 33.30 0.83 100 295 Peak 2 10520.00 59.51 68.20 -8.69 43.25 37.50 16.97 39.50 1.29 109 264 Peak 3 15780.00 55.51 74.00 -18.49 35.82 41.80 20.92 44.99 1.96 -- -- Peak 4 15780.00 45.55 54.00 -8.45 25.86 41.80 20.92 44.99 1.96 -- -- Average

Mode	13	
	Harmonic	
	U-NII-2A_5.25-5.35_802.11n HT20_CH52_5260MHz	
ANT	6	
Pol.	Horizontal	Vertical
10.6G ~18G Avg	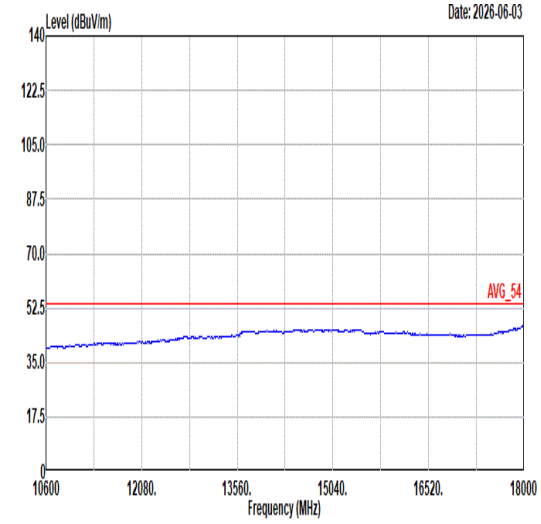 Site : 03CH22-HY Condition: AVG_54 3m DRH18-E_LE2C04A18EN_260520 HORIZONTAL	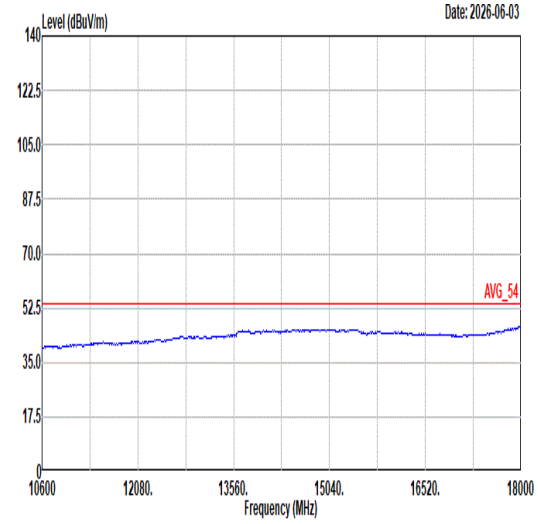 Site : 03CH22-HY Condition: AVG_54 3m DRH18-E_LE2C04A18EN_260520 VERTICAL

Mode	14	
	Band Edge - L	
	U-NII-2A_5.25-5.35_802.11n HT20_CH60_5300MHz	
ANT	6	
Pol.	Horizontal	Fundamental
Peak	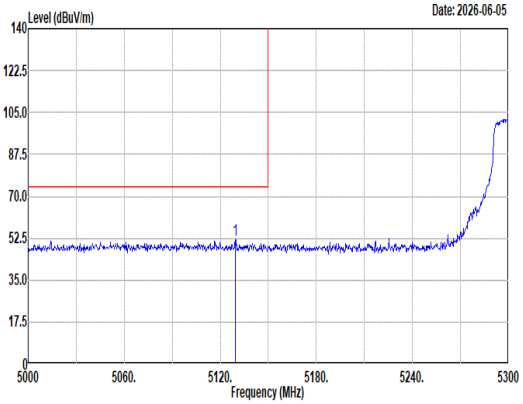 Site : 03CH22-HY Condition: PEAK_BE_74 3m DRH18-E_LE2C04A18EN_260520 HORIZONTAL : RBW:1000.000kHz VBW:3000.000kHz SWT:Auto 1 5129.60 51.83 74.00 -22.17 39.94 32.70 11.95 33.77 1.01 100 65 Peak	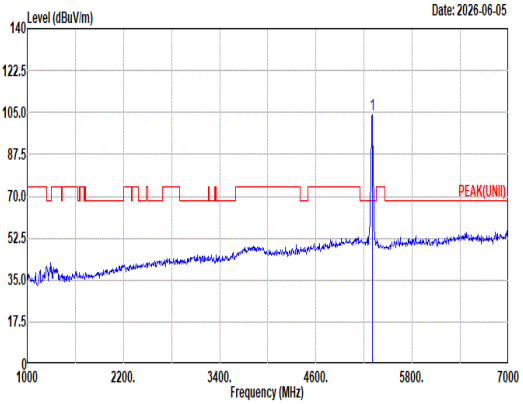 Site : 03CH22-HY Condition: PEAK(UNII) 3m DRH18-E_LE2C04A18EN_260520 HORIZONTAL : RBW:1000.000kHz VBW:3000.000kHz SWT:Auto 1 5300.00 103.82 ------ ------ 92.21 32.59 12.18 34.07 0.91 100 65 Peak
Avg	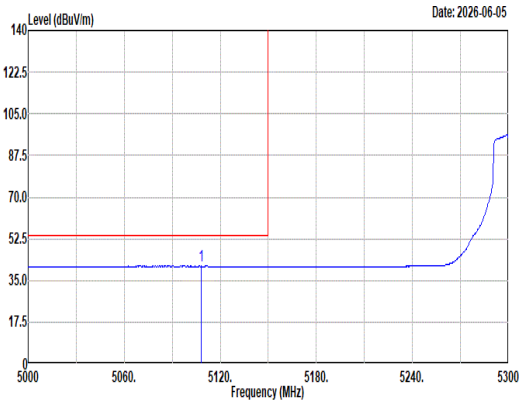 Site : 03CH22-HY Condition: AVG_BE_54 3m DRH18-E_LE2C04A18EN_260520 HORIZONTAL : RBW:1000.000kHz VBW:0.010kHz SWT:Auto 1 5108.00 40.98 54.00 -13.02 29.05 32.70 11.92 33.73 1.04 100 65 Average	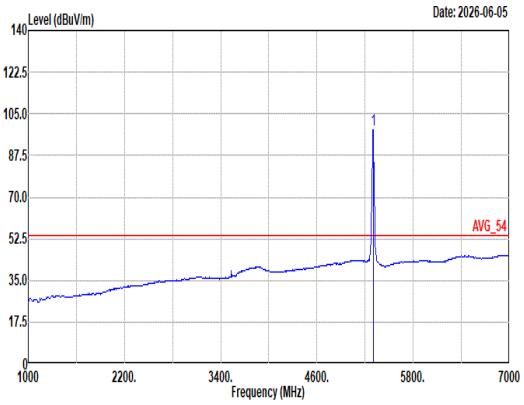 Site : 03CH22-HY Condition: AVG_54 3m DRH18-E_LE2C04A18EN_260520 HORIZONTAL : RBW:1000.000kHz VBW:0.010kHz SWT:Auto 1 5300.00 98.15 ------ ------ 86.53 32.60 12.17 34.06 0.91 100 65 Average

Mode	14	
	Band Edge - R	
	U-NII-2A_5.25-5.35_802.11n HT20_CH60_5300MHz	
ANT	6	
Pol.	Horizontal	Fundamental
Peak	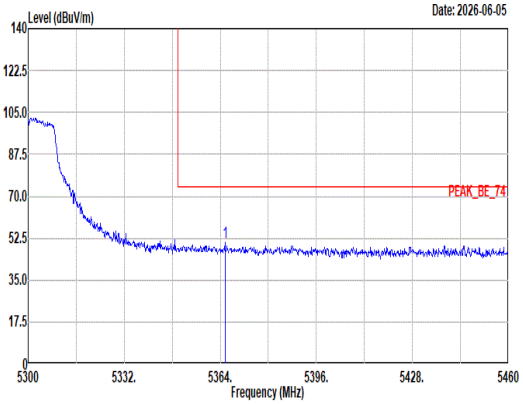 Site : 03CH22-HY Condition: PEAK_BE_74 3m DRH18-E_LE2C04A18EN_260520 HORIZONTAL : RBW:1000.000kHz VBW:3000.000kHz SWT:Auto Limit Read Ant Cable Preamp Aux APos TPos Freq Level Line Margin Level Factor Loss Factor Factor Remark MHz dBuV/m dBuV/m dB dBuV dB/m dB dB dB cm deg 1 5365.60 50.52 74.00 -23.48 39.07 32.49 12.24 34.18 0.90 100 65 Peak	Blank
Avg	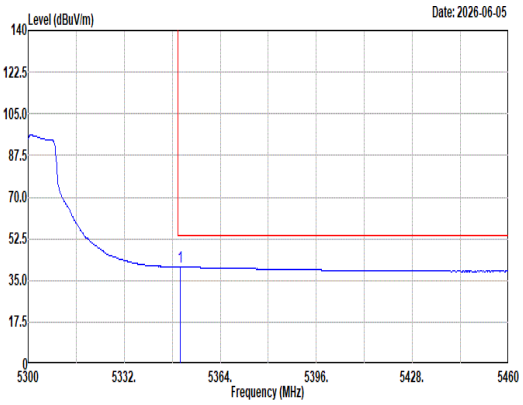 Site : 03CH22-HY Condition: AVG_BE_54 3m DRH18-E_LE2C04A18EN_260520 HORIZONTAL : RBW:1000.000kHz VBW:0.010kHz SWT:Auto Limit Read Ant Cable Preamp Aux APos TPos Freq Level Line Margin Level Factor Loss Factor Factor Remark MHz dBuV/m dBuV/m dB dBuV dB/m dB dB dB cm deg 1 5350.72 40.65 54.00 -13.35 29.28 32.40 12.23 34.16 0.90 100 65 Average	Blank

Mode	14	
	Band Edge - L	
	U-NII-2A_5.25-5.35_802.11n HT20_CH60_5300MHz	
ANT	6	
Pol.	Vertical	Fundamental
Peak	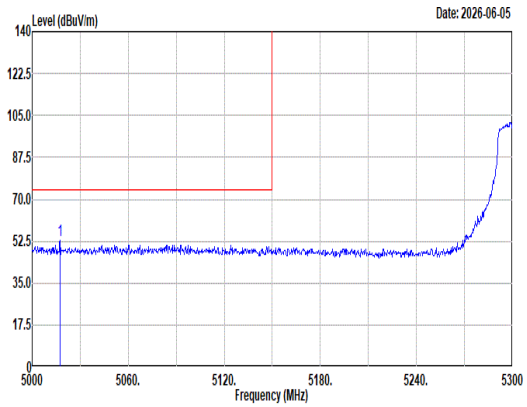 Site : 03CH22-HY Condition: PEAK_BE_74 3m DRH18-E_LE2C04A18EN_260520 VERTICAL : RBW:1000.000kHz VBW:3000.000kHz SWT:Auto Freq Level Limit Line Margin Read Level Ant Factor Cable Loss Preamp Factor Aux Factor APos TPos Remark MHz dBuV/m dBuV/m dB dBuV dB/m dB dB dB cm deg 1 5017.40 52.98 74.00 -21.02 40.81 32.83 11.77 33.57 1.14 100 253 Peak	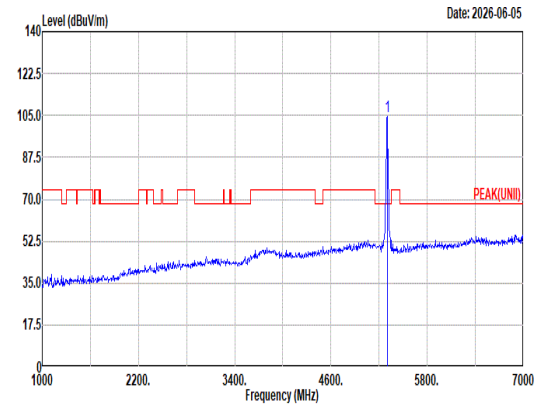 Site : 03CH22-HY Condition: PEAK(UNII) 3m DRH18-E_LE2C04A18EN_260520 VERTICAL : RBW:1000.000kHz VBW:3000.000kHz SWT:Auto Freq Level Limit Line Margin Read Level Ant Factor Cable Loss Preamp Factor Aux Factor APos TPos Remark MHz dBuV/m dBuV/m dB dBuV dB/m dB dB dB cm deg 1 5300.00 104.69 ------ ------ 93.08 32.59 12.18 34.07 0.91 100 253 Peak
Avg	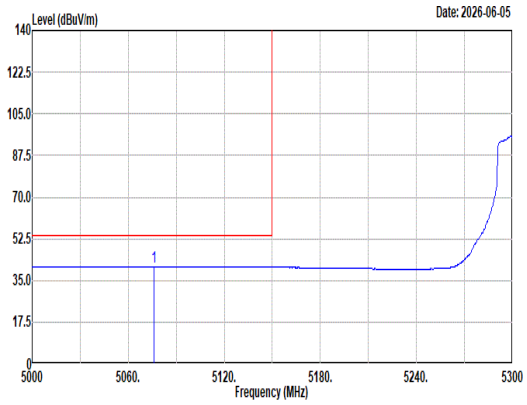 Site : 03CH22-HY Condition: AVG_BE_54 3m DRH18-E_LE2C04A18EN_260520 VERTICAL : RBW:1000.000kHz VBW:0.010kHz SWT:Auto Freq Level Limit Line Margin Read Level Ant Factor Cable Loss Preamp Factor Aux Factor APos TPos Remark MHz dBuV/m dBuV/m dB dBuV dB/m dB dB dB cm deg 1 5075.90 40.82 54.00 -13.18 28.85 32.70 11.87 33.67 1.07 100 253 Average	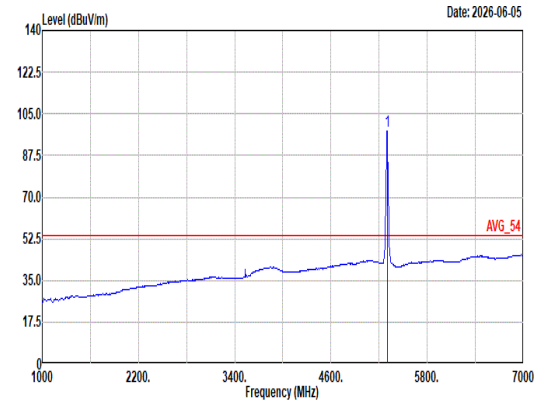 Site : 03CH22-HY Condition: AVG_54 3m DRH18-E_LE2C04A18EN_260520 VERTICAL : RBW:1000.000kHz VBW:0.010kHz SWT:Auto Freq Level Limit Line Margin Read Level Ant Factor Cable Loss Preamp Factor Aux Factor APos TPos Remark MHz dBuV/m dBuV/m dB dBuV dB/m dB dB dB cm deg 1 5300.00 97.63 ------ ------ 86.02 32.59 12.18 34.07 0.91 100 253 Average

Mode	14	
	Band Edge - R	
	U-NII-2A_5.25-5.35_802.11n HT20_CH60_5300MHz	
ANT	6	
Pol.	Vertical	Fundamental
Peak	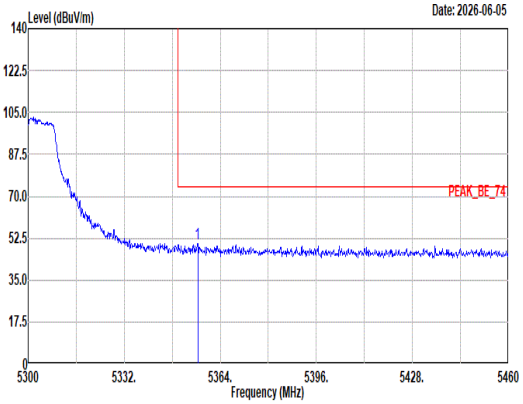 Site : 03CH22-HY Condition: PEAK_BE_74 3m DRH18-E_LE2C04A18EN_260520 VERTICAL : RBW:1000.000kHz VBW:3000.000kHz SWT:Auto Limit Read Ant Cable Preamp Aux APos TPos Freq Level Line Margin Level Factor Loss Factor Factor Remark MHz dBuV/m dBuV/m dB dBuV dB/m dB dB dB cm deg 1 5356.48 50.31 74.00 -23.69 38.91 32.44 12.23 34.17 0.90 100 253 Peak	Blank
Avg	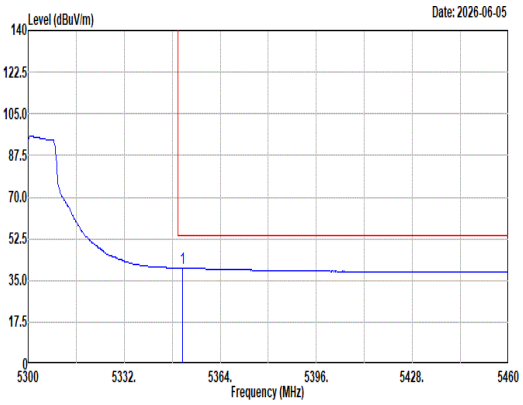 Site : 03CH22-HY Condition: AVG_BE_54 3m DRH18-E_LE2C04A18EN_260520 VERTICAL : RBW:1000.000kHz VBW:0.010kHz SWT:Auto Limit Read Ant Cable Preamp Aux APos TPos Freq Level Line Margin Level Factor Loss Factor Factor Remark MHz dBuV/m dBuV/m dB dBuV dB/m dB dB dB cm deg 1 5351.36 40.27 54.00 -13.73 28.89 32.41 12.23 34.16 0.90 100 253 Average	Blank

Mode	14	
	Harmonic	
	U-NII-2A_5.25-5.35_802.11n HT20_CH60_5300MHz	
ANT	6	
Pol.	Horizontal	Vertical
Peak Avg	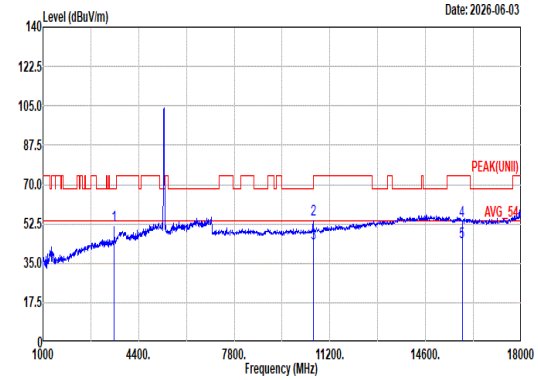 Site : 03CH22-HY Condition: PEAK(UNII) 3m DRH18-E_LE2C04A18EN_260520 HORIZONTAL Freq Level Limit Line Margin Read Level Ant Factor Cable Loss Preamp Factor Aux Factor APos TPos Remark MHz dBuV/m dBuV/m dB dBuV dB/m dB dB dB cm deg 1 3532.00 51.91 68.20 -16.29 45.20 29.19 9.97 33.31 0.86 105 294 Peak 2 10600.00 54.23 74.00 -19.77 37.94 37.50 17.04 39.55 1.30 100 137 Peak 3 10600.00 43.92 54.00 -10.08 27.63 37.50 17.04 39.55 1.30 100 137 Average 4 15900.00 53.95 74.00 -20.05 34.53 41.60 21.01 45.18 1.99 -- -- Peak 5 15900.00 44.30 54.00 -9.70 24.88 41.60 21.01 45.18 1.99 -- -- Average	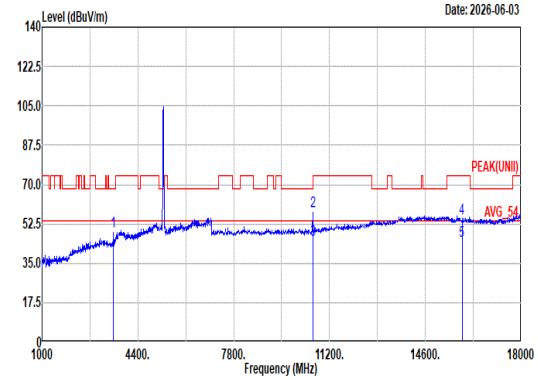 Site : 03CH22-HY Condition: PEAK(UNII) 3m DRH18-E_LE2C04A18EN_260520 VERTICAL Freq Level Limit Line Margin Read Level Ant Factor Cable Loss Preamp Factor Aux Factor APos TPos Remark MHz dBuV/m dBuV/m dB dBuV dB/m dB dB dB cm deg 1 3532.00 49.28 68.20 -18.92 42.57 29.19 9.97 33.31 0.86 396 260 Peak 2 10600.00 57.93 74.00 -16.07 41.64 37.50 17.04 39.55 1.30 117 262 Peak 3 10600.00 45.25 54.00 -8.75 28.96 37.50 17.04 39.55 1.30 117 262 Average 4 15900.00 54.69 74.00 -19.31 35.27 41.60 21.01 45.18 1.99 -- -- Peak 5 15900.00 45.10 54.00 -8.90 25.68 41.60 21.01 45.18 1.99 -- -- Average

Mode	14	
	Harmonic	
	U-NII-2A_5.25-5.35_802.11n HT20_CH60_5300MHz	
ANT	6	
Pol.	Horizontal	Vertical
10.6G ~18G Avg	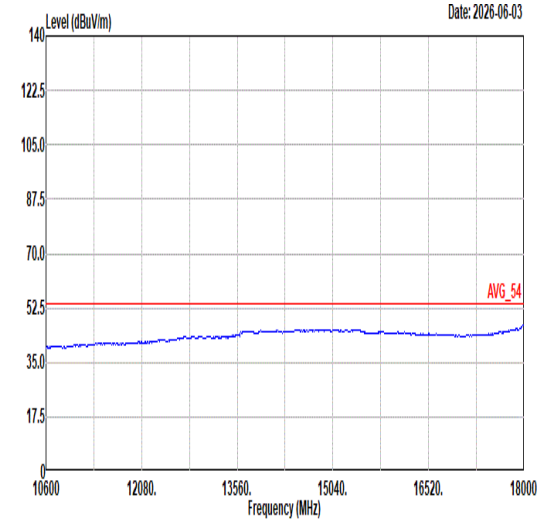 Site : 03CH22-HY Condition: AVG_54 3m DRH18-E_LE2C04A18EN_260520 HORIZONTAL	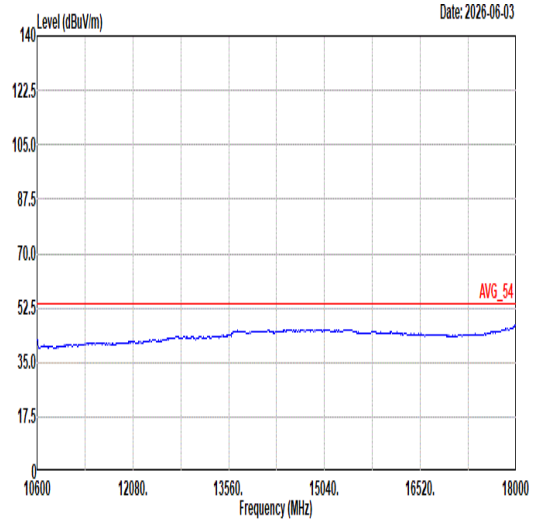 Site : 03CH22-HY Condition: AVG_54 3m DRH18-E_LE2C04A18EN_260520 VERTICAL

Mode	15	
	Band Edge	
	U-NII-2A_5.25-5.35_802.11n HT20_CH64_5320MHz	
ANT	6	
Pol.	Horizontal	Fundamental
Peak	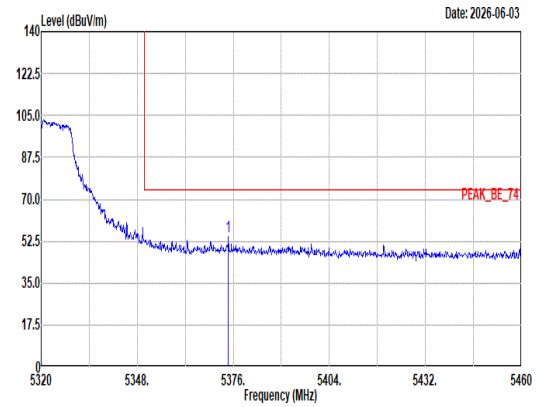 Site : 03CH22-HY Condition: PEAK_BE_74 3m DRH18-E_LE2C04A18EN_260520 HORIZONTAL : RBW:1000.000kHz VBW:3000.000kHz SWT:Auto 1 5374.60 54.49 74.00 -19.51 42.99 32.55 12.25 34.20 0.90 100 75 Peak	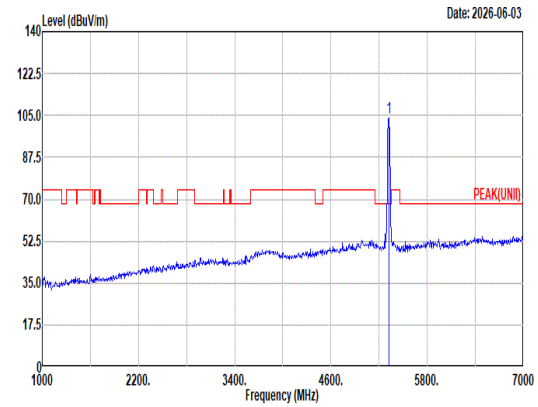 Site : 03CH22-HY Condition: PEAK(UNII) 3m DRH18-E_LE2C04A18EN_260520 HORIZONTAL : RBW:1000.000kHz VBW:3000.000kHz SWT:Auto 1 5320.00 104.07 ------ ------ 92.54 32.52 12.20 34.10 0.91 100 75 Peak
Avg	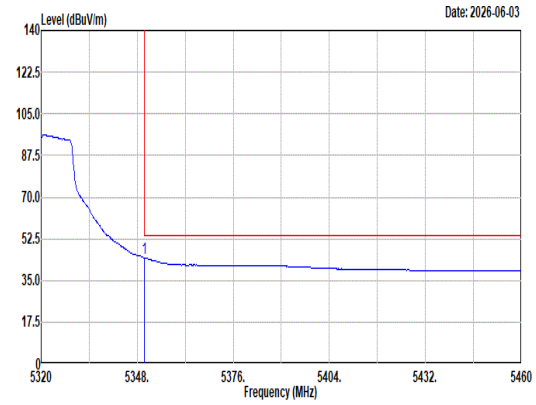 Site : 03CH22-HY Condition: AVG_BE_54 3m DRH18-E_LE2C04A18EN_260520 HORIZONTAL : RBW:1000.000kHz VBW:0.010kHz SWT:Auto 1 5350.10 44.50 54.00 -9.50 33.13 32.40 12.23 34.16 0.90 100 75 Average	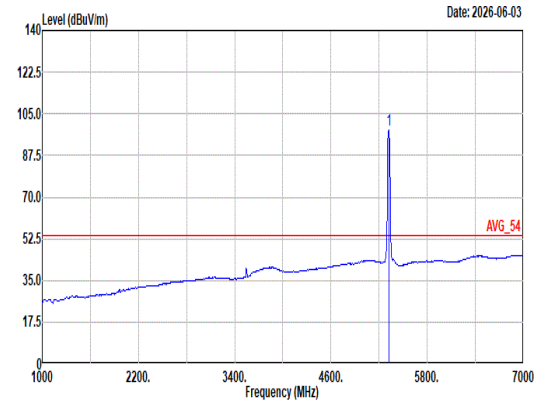 Site : 03CH22-HY Condition: AVG_54 3m DRH18-E_LE2C04A18EN_260520 HORIZONTAL : RBW:1000.000kHz VBW:0.010kHz SWT:Auto 1 5320.00 98.03 ------ ------ 86.50 32.52 12.20 34.10 0.91 100 75 Average

Mode	15	
	Band Edge	
	U-NII-2A_5.25-5.35_802.11n HT20_CH64_5320MHz	
ANT	6	
Pol.	Vertical	Fundamental
Peak	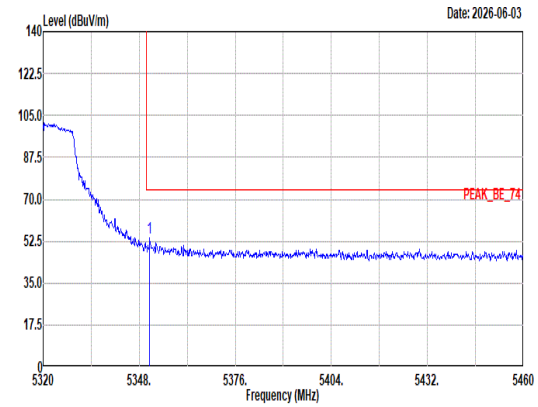 Site : 03CH22-HY Condition: PEAK_BE_74 3m DRH18-E_LE2C04A18EN_260520 VERTICAL : RBW:1000.000kHz VBW:3000.000kHz SWT:Auto Freq Level Limit Line Margin Read Level Ant Factor Cable Loss Preamp Factor Aux Factor APos TPos Remark MHz dBuV/m dBuV/m dB dBuV dB/m dB dB dB cm deg 1 5351.08 53.76 74.00 -20.24 42.38 32.41 12.23 34.16 0.90 100 243 Peak	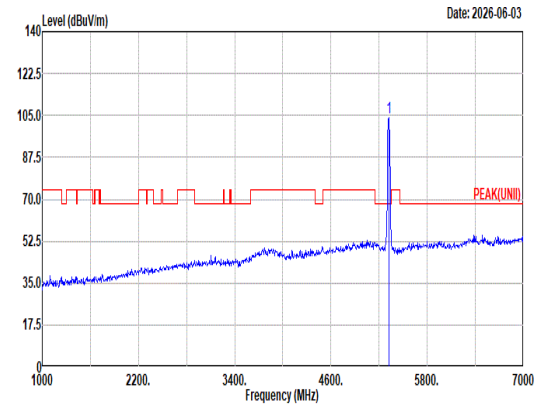 Site : 03CH22-HY Condition: PEAK(UNII) 3m DRH18-E_LE2C04A18EN_260520 VERTICAL : RBW:1000.000kHz VBW:3000.000kHz SWT:Auto Freq Level Limit Line Margin Read Level Ant Factor Cable Loss Preamp Factor Aux Factor APos TPos Remark MHz dBuV/m dBuV/m dB dBuV dB/m dB dB dB cm deg 1 5320.00 103.91 ------ ------ 92.38 32.52 12.20 34.10 0.91 100 243 Peak
Avg	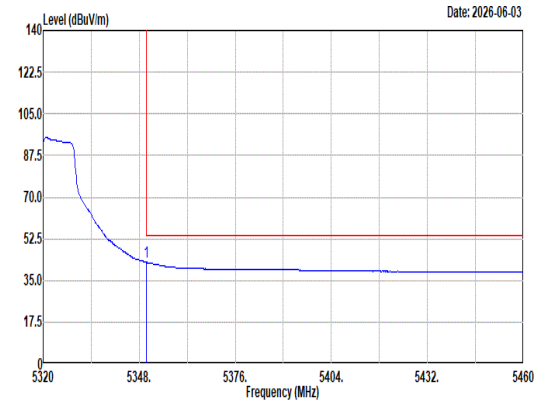 Site : 03CH22-HY Condition: AVG_BE_54 3m DRH18-E_LE2C04A18EN_260520 VERTICAL : RBW:1000.000kHz VBW:0.010kHz SWT:Auto Freq Level Limit Line Margin Read Level Ant Factor Cable Loss Preamp Factor Aux Factor APos TPos Remark MHz dBuV/m dBuV/m dB dBuV dB/m dB dB dB cm deg 1 5350.10 42.62 54.00 -11.38 31.25 32.40 12.23 34.16 0.90 100 243 Average	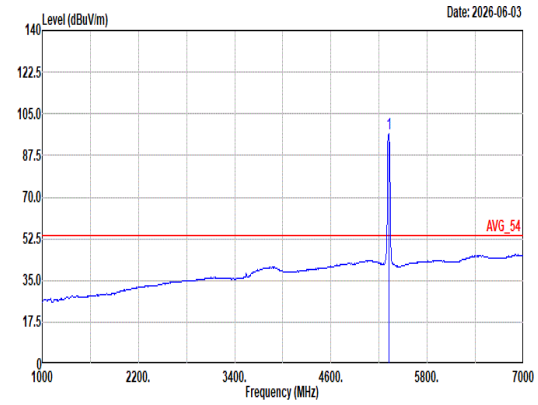 Site : 03CH22-HY Condition: AVG_54 3m DRH18-E_LE2C04A18EN_260520 VERTICAL : RBW:1000.000kHz VBW:0.010kHz SWT:Auto Freq Level Limit Line Margin Read Level Ant Factor Cable Loss Preamp Factor Aux Factor APos TPos Remark MHz dBuV/m dBuV/m dB dBuV dB/m dB dB dB cm deg 1 5320.00 96.88 ------ ------ 85.35 32.52 12.20 34.10 0.91 100 243 Average

Mode	15	
	Harmonic	
	U-NII-2A_5.25-5.35_802.11n HT20_CH64_5320MHz	
ANT	6	
Pol.	Horizontal	Vertical
Peak Avg	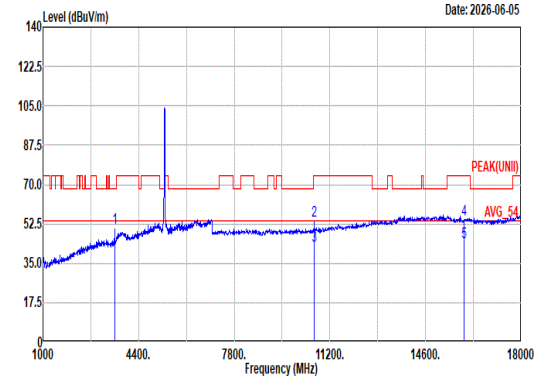 Site : 03CH22-HY Condition: PEAK(UNII) 3m DRH18-E_LE2C04A18EN_260520 HORIZONTAL Freq Level Limit Line Margin Read Level Ant Factor Cable Loss Preamp Factor Aux Factor APos TPos Remark MHz dBuV/m dBuV/m dB dBuV dB/m dB dB dB cm deg 1 3544.00 50.79 68.20 -17.41 43.98 29.26 10.00 33.32 0.87 100 293 Peak 2 10640.00 53.73 74.00 -20.27 37.26 37.66 17.08 39.57 1.30 100 149 Peak 3 10640.00 42.80 54.00 -11.20 26.33 37.66 17.08 39.57 1.30 100 149 Average 4 15960.00 54.20 74.00 -19.80 34.95 41.46 21.06 45.28 2.01 -- -- Peak 5 15960.00 44.41 54.00 -9.59 25.16 41.46 21.06 45.28 2.01 -- -- Average	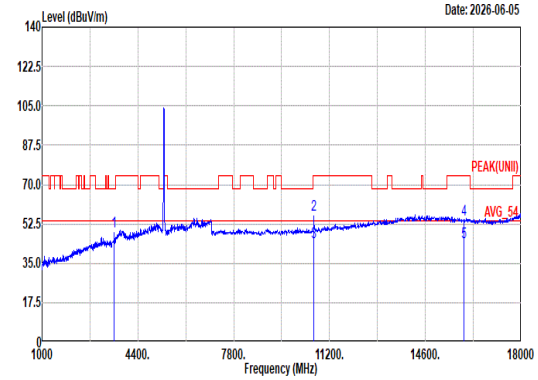 Site : 03CH22-HY Condition: PEAK(UNII) 3m DRH18-E_LE2C04A18EN_260520 VERTICAL Freq Level Limit Line Margin Read Level Ant Factor Cable Loss Preamp Factor Aux Factor APos TPos Remark MHz dBuV/m dBuV/m dB dBuV dB/m dB dB dB cm deg 1 3544.00 48.93 68.20 -19.27 42.12 29.26 10.00 33.32 0.87 332 254 Peak 2 10640.00 56.36 74.00 -17.64 39.89 37.66 17.08 39.57 1.30 100 61 Peak 3 10640.00 44.32 54.00 -9.68 27.85 37.66 17.08 39.57 1.30 100 61 Average 4 15960.00 54.16 74.00 -19.84 34.91 41.46 21.06 45.28 2.01 -- -- Peak 5 15960.00 44.48 54.00 -9.52 25.23 41.46 21.06 45.28 2.01 -- -- Average

Mode	15	
	Harmonic	
	U-NII-2A_5.25-5.35_802.11n HT20_CH64_5320MHz	
ANT	6	
Pol.	Horizontal	Vertical
10.6G ~18G Avg	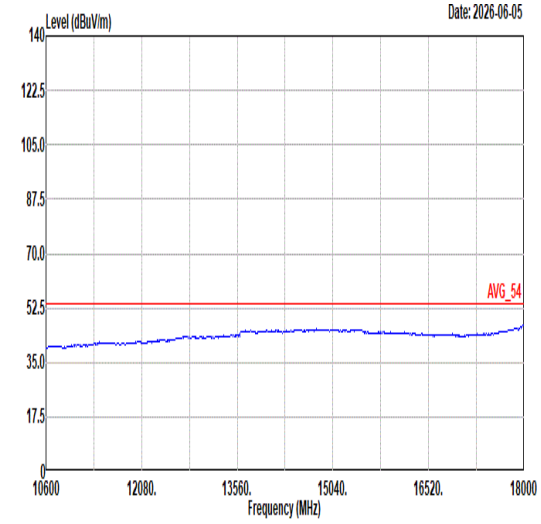 Site : 03CH22-HY Condition: AVG_54 3m DRH18-E_LE2C04A18EN_260520 HORIZONTAL	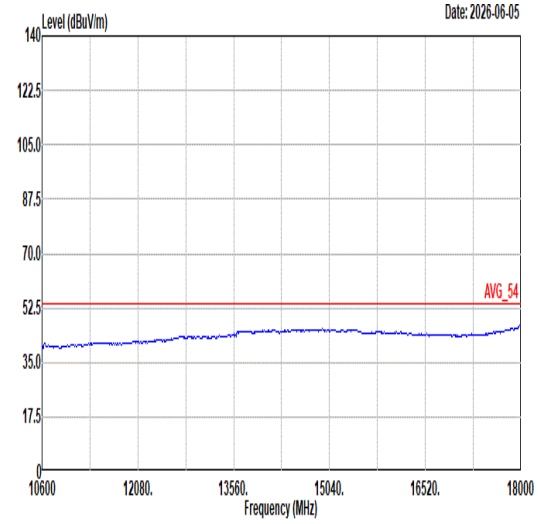 Site : 03CH22-HY Condition: AVG_54 3m DRH18-E_LE2C04A18EN_260520 VERTICAL

Mode	16	
	Band Edge	
	U-NII-2C_5.47-5.725_802.11n HT20_CH100_5500MHz	
ANT	6	
Pol.	Horizontal	Fundamental
Peak	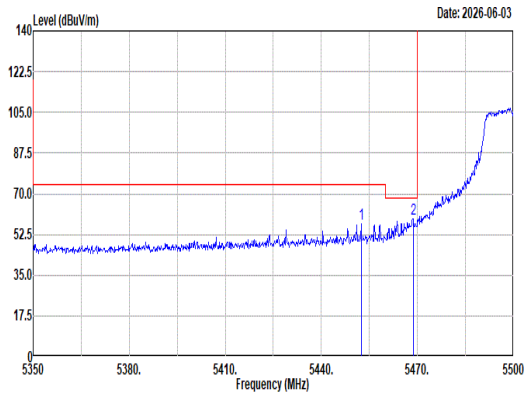 Site : 03CH22-HY Condition: PEAK_BE(UNII)_B3 3m DRH18-E_LE2C04A18EN_260520 HORIZONTAL : RBW:1000.000kHz VBW:3000.000kHz SWT:Auto Freq Level Limit Line Margin Read Level Ant Factor Cable Loss Preamp Factor Aux Factor APos TPos Remark MHz dBuV/m dBuV/m dB dBuV dB/m dB dB dB cm deg 1 5452.45 57.18 74.00 -16.82 45.62 32.70 12.32 34.34 0.88 100 80 Peak 2 5468.65 59.12 68.20 -9.08 47.57 32.70 12.33 34.36 0.88 100 80 Peak	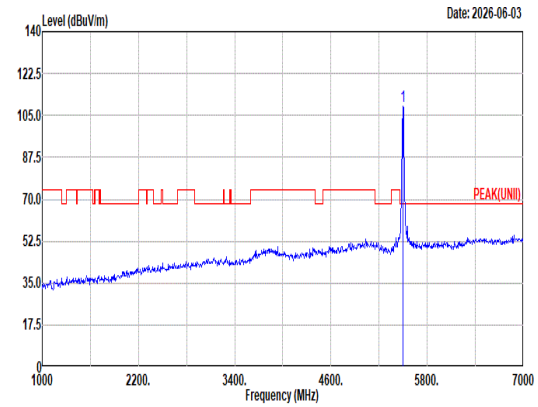 Site : 03CH22-HY Condition: PEAK(UNII) 3m DRH18-E_LE2C04A18EN_260520 HORIZONTAL : RBW:1000.000kHz VBW:3000.000kHz SWT:Auto Freq Level Limit Line Margin Read Level Ant Factor Cable Loss Preamp Factor Aux Factor APos TPos Remark MHz dBuV/m dBuV/m dB dBuV dB/m dB dB dB cm deg 1 5500.00 108.80 ------ ------ 97.30 32.70 12.35 34.42 0.87 100 80 Peak
Avg	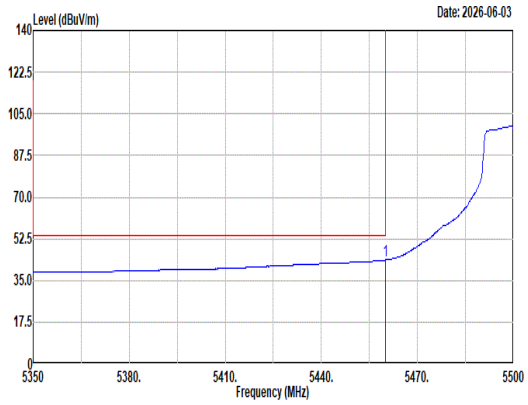 Site : 03CH22-HY Condition: AVG_BE(UNII)_B3 3m DRH18-E_LE2C04A18EN_260520 HORIZONTAL : RBW:1000.000kHz VBW:0.010kHz SWT:Auto Freq Level Limit Line Margin Read Level Ant Factor Cable Loss Preamp Factor Aux Factor APos TPos Remark MHz dBuV/m dBuV/m dB dBuV dB/m dB dB dB cm deg 1 5459.95 43.56 54.00 -10.44 32.01 32.70 12.32 34.35 0.88 100 80 Average	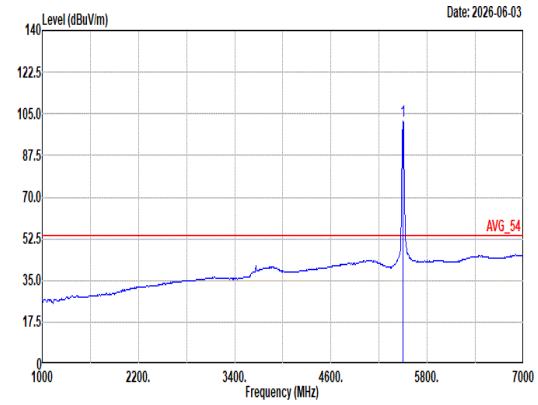 Site : 03CH22-HY Condition: AVG_54 3m DRH18-E_LE2C04A18EN_260520 HORIZONTAL : RBW:1000.000kHz VBW:0.010kHz SWT:Auto Freq Level Limit Line Margin Read Level Ant Factor Cable Loss Preamp Factor Aux Factor APos TPos Remark MHz dBuV/m dBuV/m dB dBuV dB/m dB dB dB cm deg 1 5500.00 101.86 ------ ------ 90.36 32.70 12.35 34.42 0.87 100 80 Average

Mode	16	
	Band Edge	
	U-NII-2C_5.47-5.725_802.11n HT20_CH100_5500MHz	
ANT	6	
Pol.	Vertical	Fundamental
Peak	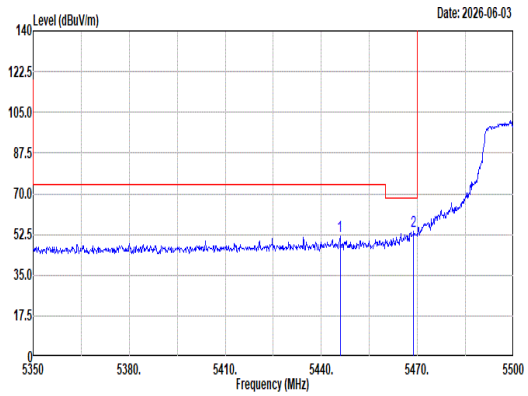 Site : 03CH22-HY Condition: PEAK_BE(UNII)_B3 3m DRH18-E_LE2C04A18EN_260520 VERTICAL : RBW:1000.000kHz VBW:3000.000kHz SWT:Auto Freq Level Limit Line Margin Read Level Ant Factor Cable Loss Preamp Factor Aux Factor APos TPos Remark MHz dBuV/m dBuV/m dB dBuV dB/m dB dB dB cm deg 1 5445.85 51.89 74.00 -22.11 40.32 32.70 12.31 34.32 0.88 100 226 Peak 2 5468.80 54.07 68.20 -14.13 42.53 32.70 12.33 34.37 0.88 100 226 Peak	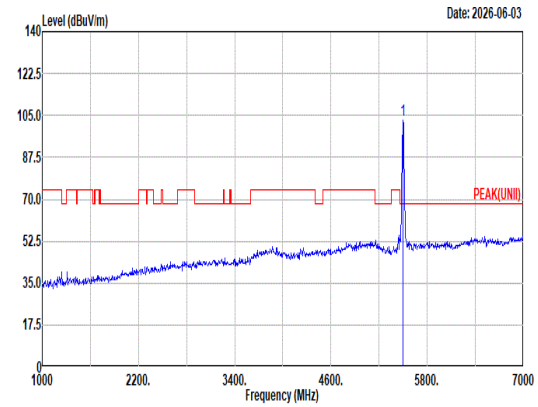 Site : 03CH22-HY Condition: PEAK(UNII) 3m DRH18-E_LE2C04A18EN_260520 VERTICAL : RBW:1000.000kHz VBW:3000.000kHz SWT:Auto Freq Level Limit Line Margin Read Level Ant Factor Cable Loss Preamp Factor Aux Factor APos TPos Remark MHz dBuV/m dBuV/m dB dBuV dB/m dB dB dB cm deg 1 5500.00 103.22 ------ ------ 91.72 32.70 12.35 34.42 0.87 100 226 Peak
Avg	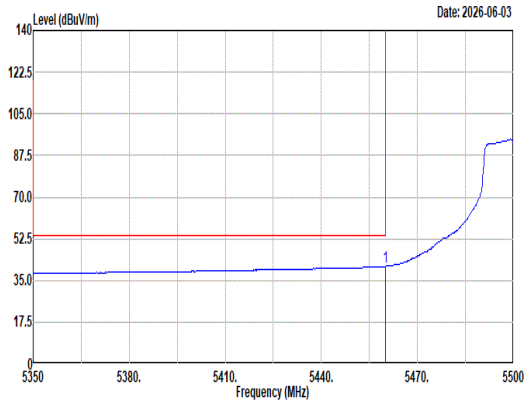 Site : 03CH22-HY Condition: AVG_BE(UNII)_B3 3m DRH18-E_LE2C04A18EN_260520 VERTICAL : RBW:1000.000kHz VBW:0.010kHz SWT:Auto Freq Level Limit Line Margin Read Level Ant Factor Cable Loss Preamp Factor Aux Factor APos TPos Remark MHz dBuV/m dBuV/m dB dBuV dB/m dB dB dB cm deg 1 5459.95 40.93 54.00 -13.07 29.38 32.70 12.32 34.35 0.88 100 226 Average	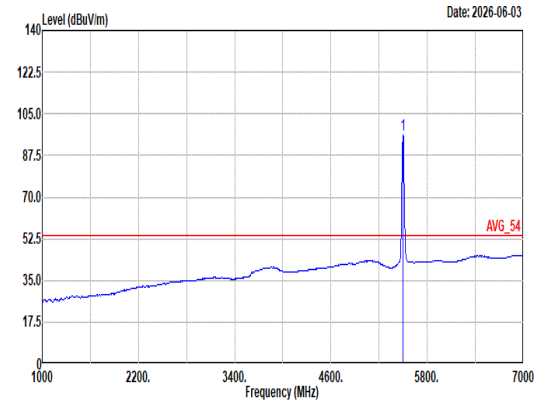 Site : 03CH22-HY Condition: AVG_54 3m DRH18-E_LE2C04A18EN_260520 VERTICAL : RBW:1000.000kHz VBW:0.010kHz SWT:Auto Freq Level Limit Line Margin Read Level Ant Factor Cable Loss Preamp Factor Aux Factor APos TPos Remark MHz dBuV/m dBuV/m dB dBuV dB/m dB dB dB cm deg 1 5500.00 96.22 ------ ------ 84.72 32.70 12.35 34.42 0.87 100 226 Average

Mode	16	
	Harmonic	
	U-NII-2C_5.47-5.725_802.11n HT20_CH100_5500MHz	
ANT	6	
Pol.	Horizontal	Vertical
Peak Avg	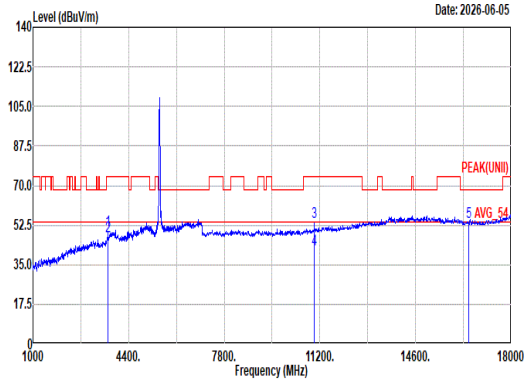 Site : 03CH22-HY Condition: PEAK(UNII) 3m DRH18-E_LE2C04A18EN_260520 HORIZONTAL Freq Level Limit Line Margin Read Level Ant Factor Cable Loss Preamp Factor Aux Factor APos TPos Remark MHz dBuV/m dBuV/m dB dBuV dB/m dB dB dB cm deg 1 3664.00 50.14 74.00 -23.86 42.70 29.76 10.17 33.37 0.88 100 296 Peak 2 3664.00 47.39 54.00 -6.61 39.95 29.76 10.17 33.37 0.88 100 296 Average 3 11000.00 53.71 74.00 -20.29 36.63 38.10 17.42 39.77 1.33 100 122 Peak 4 11000.00 41.74 54.00 -12.26 24.66 38.10 17.42 39.77 1.33 100 122 Average 5 16500.00 53.93 68.20 -14.27 35.46 41.10 21.42 46.03 1.98 -- -- Peak	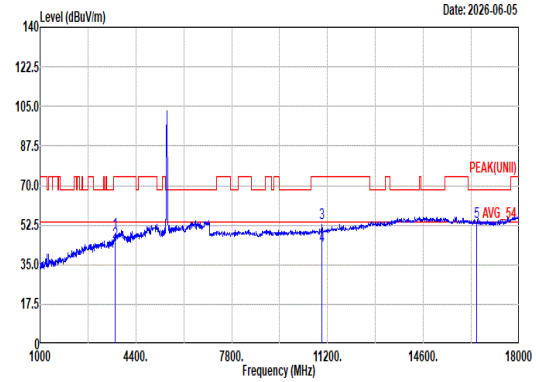 Site : 03CH22-HY Condition: PEAK(UNII) 3m DRH18-E_LE2C04A18EN_260520 VERTICAL Freq Level Limit Line Margin Read Level Ant Factor Cable Loss Preamp Factor Aux Factor APos TPos Remark MHz dBuV/m dBuV/m dB dBuV dB/m dB dB dB cm deg 1 3664.00 49.13 74.00 -24.87 41.69 29.76 10.17 33.37 0.88 348 256 Peak 2 3664.00 44.72 54.00 -9.28 37.28 29.76 10.17 33.37 0.88 348 256 Average 3 11000.00 53.61 74.00 -20.39 36.53 38.10 17.42 39.77 1.33 113 239 Peak 4 11000.00 43.20 54.00 -10.80 26.12 38.10 17.42 39.77 1.33 113 239 Average 5 16500.00 53.84 68.20 -14.36 35.37 41.10 21.42 46.03 1.98 -- -- Peak

Mode	16	
	Harmonic	
	U-NII-2C_5.47-5.725_802.11n HT20_CH100_5500MHz	
ANT	6	
Pol.	Horizontal	Vertical
10.6G ~18G Avg	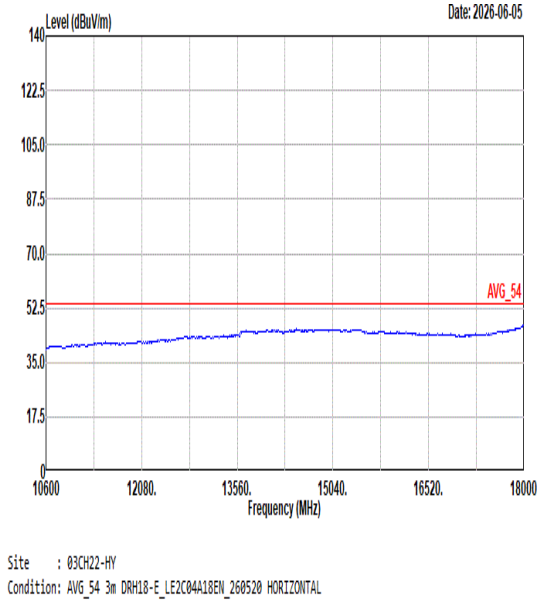	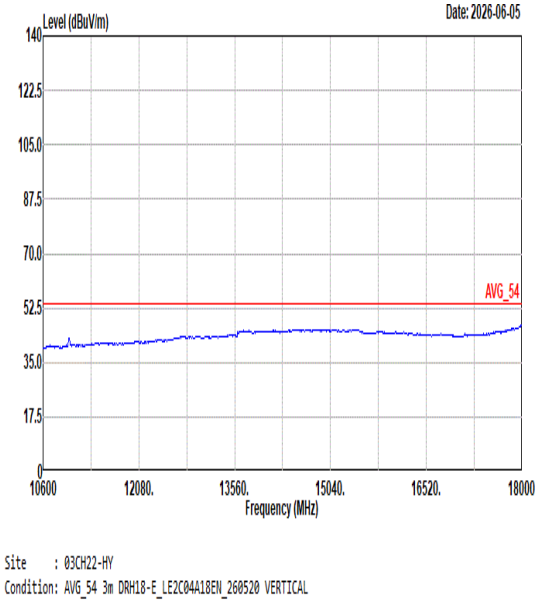

Mode	17	
	Band Edge - L	
	U-NII-2C_5.47-5.725_802.11n HT20_CH120_5600MHz	
ANT	6	
Pol.	Horizontal	Fundamental
Peak	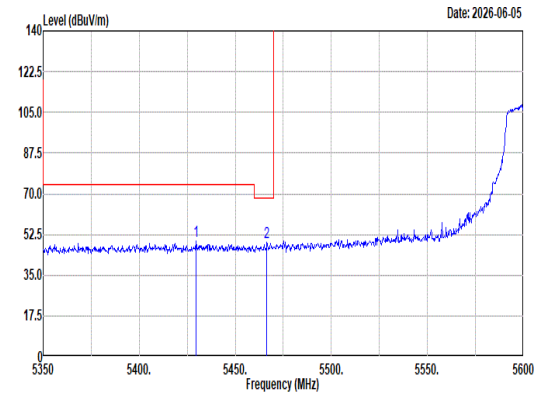 Site : 03CH22-HY Condition: PEAK_BE(UNII)_B3 3m DRH18-E_LE2C04A18EN_260520 HORIZONTAL : RBW:1000.000kHz VBW:3000.000kHz SWT:Auto Freq Level Limit Line Margin Read Level Ant Factor Cable Loss Preamp Factor Aux Factor APos TPos Remark MHz dBuV/m dBuV/m dB dBuV dB/m dB dB dB cm deg 1 5429.75 49.62 74.00 -24.38 38.04 32.70 12.30 34.30 0.88 107 69 Peak 2 5466.50 48.96 68.20 -19.24 37.41 32.70 12.33 34.36 0.88 107 69 Peak	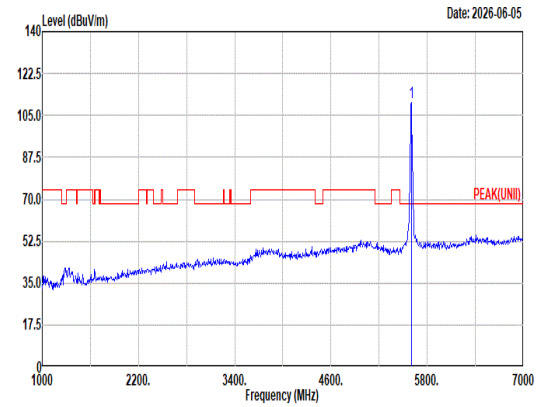 Site : 03CH22-HY Condition: PEAK(UNII) 3m DRH18-E_LE2C04A18EN_260520 HORIZONTAL : RBW:1000.000kHz VBW:3000.000kHz SWT:Auto Freq Level Limit Line Margin Read Level Ant Factor Cable Loss Preamp Factor Aux Factor APos TPos Remark MHz dBuV/m dBuV/m dB dBuV dB/m dB dB dB cm deg 1 5600.00 110.20 ------ ------ 98.04 33.40 12.42 34.51 0.85 107 69 Peak
Avg	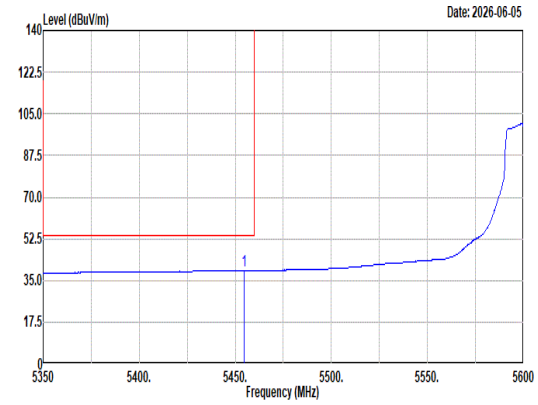 Site : 03CH22-HY Condition: AVG_BE(UNII)_B3 3m DRH18-E_LE2C04A18EN_260520 HORIZONTAL : RBW:1000.000kHz VBW:0.010kHz SWT:Auto Freq Level Limit Line Margin Read Level Ant Factor Cable Loss Preamp Factor Aux Factor APos TPos Remark MHz dBuV/m dBuV/m dB dBuV dB/m dB dB dB cm deg 1 5454.75 39.12 54.00 -14.88 27.56 32.70 12.32 34.34 0.88 107 69 Average	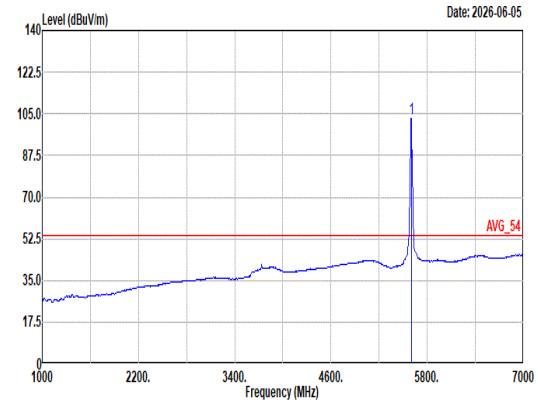 Site : 03CH22-HY Condition: AVG_54 3m DRH18-E_LE2C04A18EN_260520 HORIZONTAL : RBW:1000.000kHz VBW:0.010kHz SWT:Auto Freq Level Limit Line Margin Read Level Ant Factor Cable Loss Preamp Factor Aux Factor APos TPos Remark MHz dBuV/m dBuV/m dB dBuV dB/m dB dB dB cm deg 1 5600.00 102.97 ------ ------ 90.81 33.40 12.42 34.51 0.85 107 69 Average

Mode	17	
	Band Edge - R	
	U-NII-2C_5.47-5.725_802.11n HT20_CH120_5600MHz	
ANT	6	
Pol.	Horizontal	Fundamental
Peak	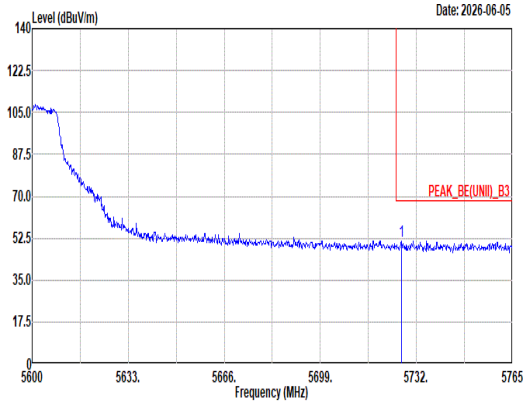 Site : 03CH22-HY Condition: PEAK_BE(UNII)_B3 3m DRH18-E_LE2C04A18EN_260520 HORIZONTAL : RBW:1000.000kHz VBW:3000.000kHz SWT:Auto Freq Level Limit Line Margin Read Level Ant Factor Cable Loss Preamp Factor Aux Factor APos TPos Remark MHz dBuV/m dBuV/m dB dBuV dB/m dB dB dB cm deg 1 5726.89 51.36 68.20 -16.84 38.58 33.85 12.48 34.62 1.07 107 69 Peak	Blank

Mode	17	
	Band Edge - L	
	U-NII-2C_5.47-5.725_802.11n HT20_CH120_5600MHz	
ANT	6	
Pol.	Vertical	Fundamental
Peak	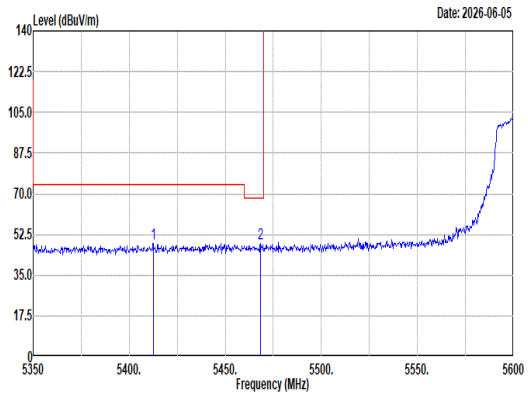 Site : 03CH22-HY Condition: PEAK_BE(UNII)_B3 3m DRH18-E_LE2C04A18EN_260520 VERTICAL : RBW:1000.000kHz VBW:3000.000kHz SWT:Auto Freq Level Limit Line Margin Read Level Ant Factor Cable Loss Preamp Factor Aux Factor APos TPos Remark MHz dBuV/m dBuV/m dB dBuV dB/m dB dB dB cm deg 1 5412.50 48.84 74.00 -25.16 37.23 32.70 12.29 34.27 0.89 374 258 Peak 2 5468.50 48.35 68.20 -19.85 36.80 32.70 12.33 34.36 0.88 374 258 Peak	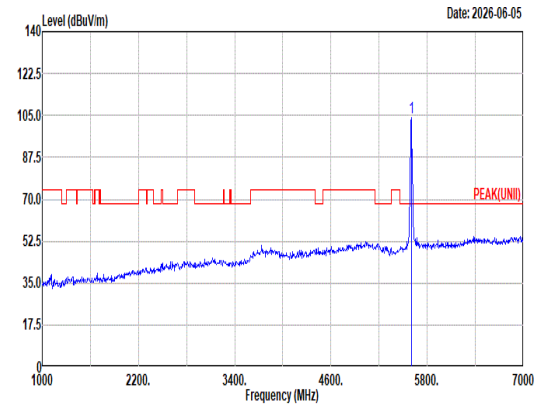 Site : 03CH22-HY Condition: PEAK(UNII) 3m DRH18-E_LE2C04A18EN_260520 VERTICAL : RBW:1000.000kHz VBW:3000.000kHz SWT:Auto Freq Level Limit Line Margin Read Level Ant Factor Cable Loss Preamp Factor Aux Factor APos TPos Remark MHz dBuV/m dBuV/m dB dBuV dB/m dB dB dB cm deg 1 5600.00 103.94 ------ ------ 91.78 33.40 12.42 34.51 0.85 374 258 Peak
Avg	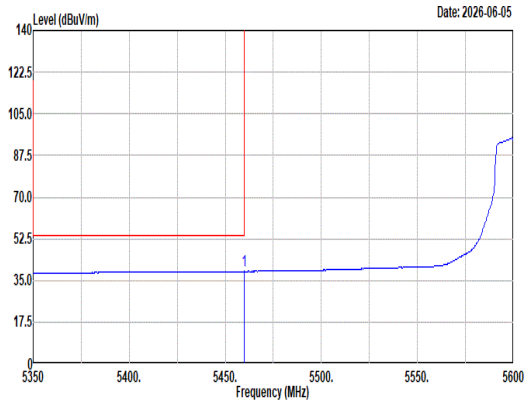 Site : 03CH22-HY Condition: AVG_BE(UNII)_B3 3m DRH18-E_LE2C04A18EN_260520 VERTICAL : RBW:1000.000kHz VBW:0.010kHz SWT:Auto Freq Level Limit Line Margin Read Level Ant Factor Cable Loss Preamp Factor Aux Factor APos TPos Remark MHz dBuV/m dBuV/m dB dBuV dB/m dB dB dB cm deg 1 5459.75 38.85 54.00 -15.15 27.30 32.70 12.32 34.35 0.88 374 258 Average	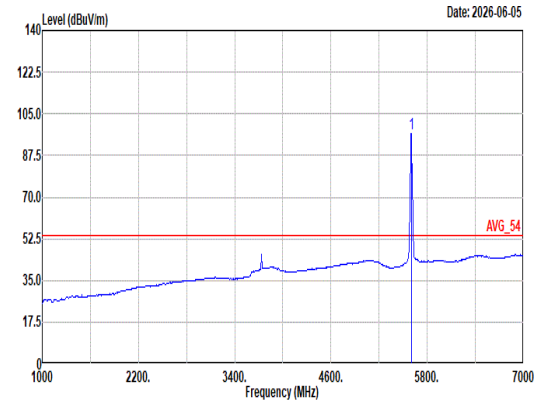 Site : 03CH22-HY Condition: AVG_54 3m DRH18-E_LE2C04A18EN_260520 VERTICAL : RBW:1000.000kHz VBW:0.010kHz SWT:Auto Freq Level Limit Line Margin Read Level Ant Factor Cable Loss Preamp Factor Aux Factor APos TPos Remark MHz dBuV/m dBuV/m dB dBuV dB/m dB dB dB cm deg 1 5600.00 96.79 ------ ------ 84.63 33.40 12.42 34.51 0.85 374 258 Average

Mode	17	
	Band Edge - R	
	U-NII-2C_5.47-5.725_802.11n HT20_CH120_5600MHz	
ANT	6	
Pol.	Vertical	Fundamental
Peak	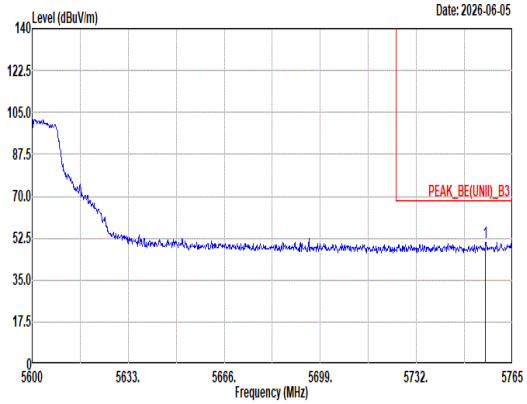 Site : 03CH22-HY Condition: PEAK_BE(UNII)_B3 3m DRH18-E_LE2C04A18EN_260520 VERTICAL : RBW:1000.000kHz VBW:3000.000kHz SWT:Auto Freq Level Limit Line Margin Read Level Ant Factor Cable Loss Preamp Factor Aux Factor APos TPos Remark MHz dBuV/m dBuV/m dB dBuV dB/m dB dB dB cm deg 1 5755.76 50.83 68.20 -17.37 37.96 33.91 12.49 34.65 1.12 374 258 Peak	Blank

Mode	17	
	Harmonic	
	U-NII-2C_5.47-5.725_802.11n HT20_CH120_5600MHz	
ANT	6	
Pol.	Horizontal	Vertical
Peak Avg	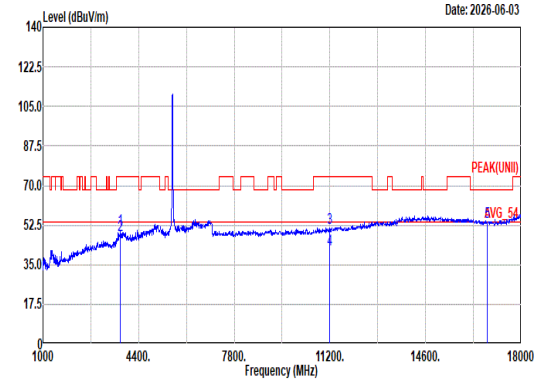 Site : 03CH22-HY Condition: PEAK(UNII) 3m DRH18-E_LE2C04A18EN_260520 HORIZONTAL Freq Level Limit Line Margin Read Level Ant Factor Cable Loss Preamp Factor Aux Factor APos TPos Remark 1 3736.00 50.85 74.00 -23.15 43.09 30.12 10.21 33.39 0.82 100 307 Peak 2 3736.00 48.01 54.00 -5.99 40.25 30.12 10.21 33.39 0.82 100 307 Average 3 11200.00 51.14 74.00 -22.86 33.66 38.50 17.58 39.95 1.35 100 96 Peak 4 11200.00 41.54 54.00 -12.46 24.06 38.50 17.58 39.95 1.35 100 96 Average 5 16800.00 54.05 68.20 -14.15 35.63 41.00 21.63 46.17 1.96 -- -- Peak	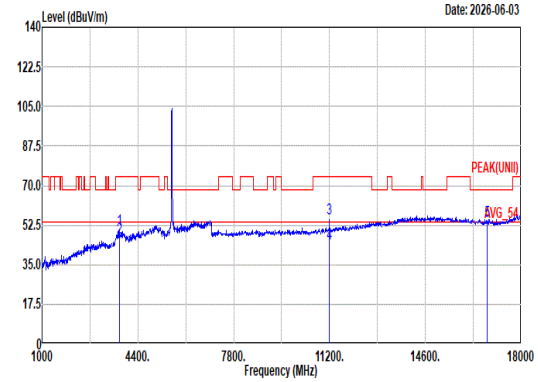 Site : 03CH22-HY Condition: PEAK(UNII) 3m DRH18-E_LE2C04A18EN_260520 VERTICAL Freq Level Limit Line Margin Read Level Ant Factor Cable Loss Preamp Factor Aux Factor APos TPos Remark 1 3736.00 50.49 74.00 -23.51 42.73 30.12 10.21 33.39 0.82 382 293 Peak 2 3736.00 46.82 54.00 -7.18 39.06 30.12 10.21 33.39 0.82 382 293 Average 3 11200.00 55.41 74.00 -18.59 37.93 38.50 17.58 39.95 1.35 100 240 Peak 4 11200.00 44.58 54.00 -9.42 27.10 38.50 17.58 39.95 1.35 100 240 Average 5 16800.00 54.59 68.20 -13.61 36.17 41.00 21.63 46.17 1.96 -- -- Peak

Mode	17	
	Harmonic	
	U-NII-2C_5.47-5.725_802.11n HT20_CH120_5600MHz	
ANT	6	
Pol.	Horizontal	Vertical
10.6G ~18G Avg	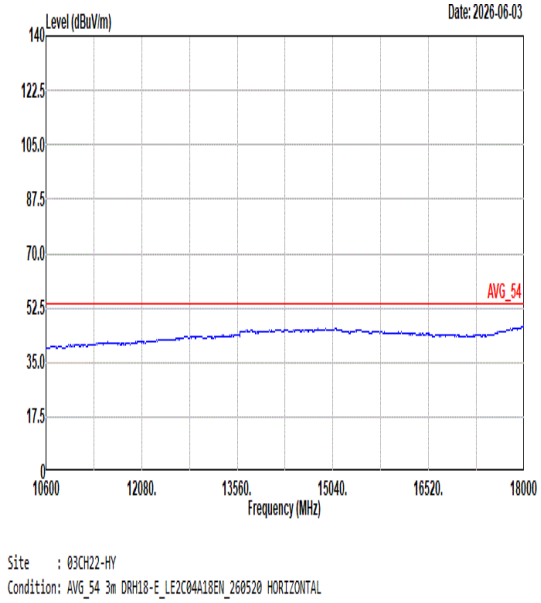	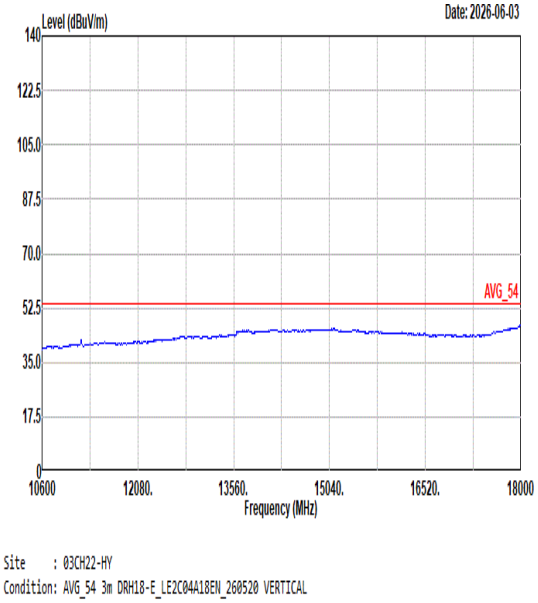

Mode	18	
	Band Edge	
	U-NII-2C_5.47-5.725_802.11n HT20_CH140_5700MHz	
ANT	6	
Pol.	Horizontal	Fundamental
Peak	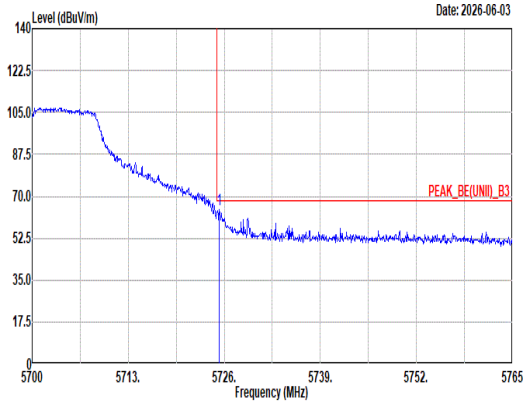 Site : 03CH22-HY Condition: PEAK_BE(UNII)_B3 3m DRH18-E_LE2C04A18EN_260520 HORIZONTAL : RBW:1000.000kHz VBW:3000.000kHz SWT:Auto Freq Level Limit Line Margin Read Level Ant Factor Cable Loss Preamp Factor Aux Factor APos TPos Remark MHz dBuV/m dBuV/m dB dBuV dB/m dB dB dB cm deg 1 5725.35 64.37 68.20 -3.83 51.59 33.85 12.48 34.62 1.07 100 69 Peak	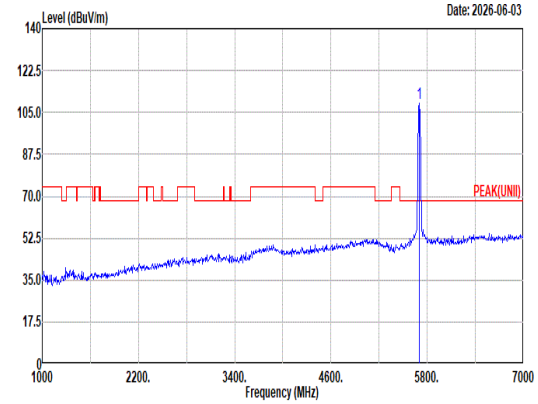 Site : 03CH22-HY Condition: PEAK(UNII) 3m DRH18-E_LE2C04A18EN_260520 HORIZONTAL : RBW:1000.000kHz VBW:3000.000kHz SWT:Auto Freq Level Limit Line Margin Read Level Ant Factor Cable Loss Preamp Factor Aux Factor APos TPos Remark MHz dBuV/m dBuV/m dB dBuV dB/m dB dB dB cm deg 1 5700.00 108.57 ------ ------ 95.91 33.78 12.46 34.60 1.02 100 69 Peak
Avg	Blank	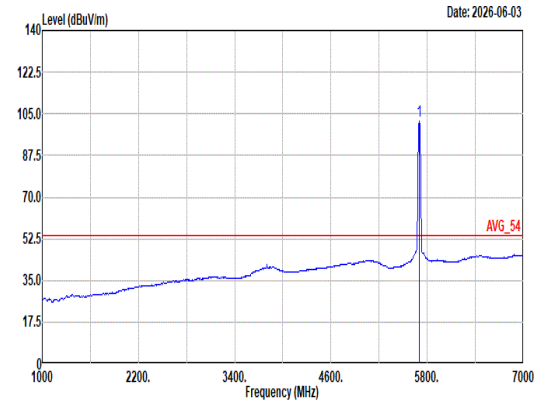 Site : 03CH22-HY Condition: AVG_54 3m DRH18-E_LE2C04A18EN_260520 HORIZONTAL : RBW:1000.000kHz VBW:0.010kHz SWT:Auto Freq Level Limit Line Margin Read Level Ant Factor Cable Loss Preamp Factor Aux Factor APos TPos Remark MHz dBuV/m dBuV/m dB dBuV dB/m dB dB dB cm deg 1 5700.00 101.82 ------ ------ 89.11 33.81 12.47 34.60 1.03 100 69 Average

Mode	18	
	Band Edge	
	U-NII-2C_5.47-5.725_802.11n HT20_CH140_5700MHz	
ANT	6	
Pol.	Vertical	Fundamental
Peak	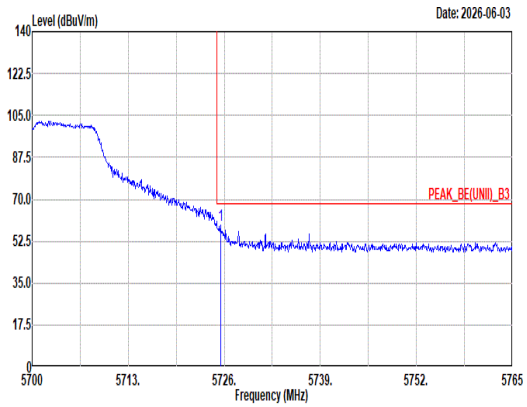 Site : 03CH22-HY Condition: PEAK_BE(UNII)_B3 3m DRH18-E_LE2C04A18EN_260520 VERTICAL : RBW:1000.000kHz VBW:3000.000kHz SWT:Auto Freq Level Limit Line Margin Read Level Ant Factor Cable Loss Preamp Factor Aux Factor APos TPos Remark MHz dBuV/m dBuV/m dB dBuV dB/m dB dB dB cm deg 1 5725.48 58.99 68.20 -9.21 46.21 33.85 12.48 34.62 1.07 329 256 Peak	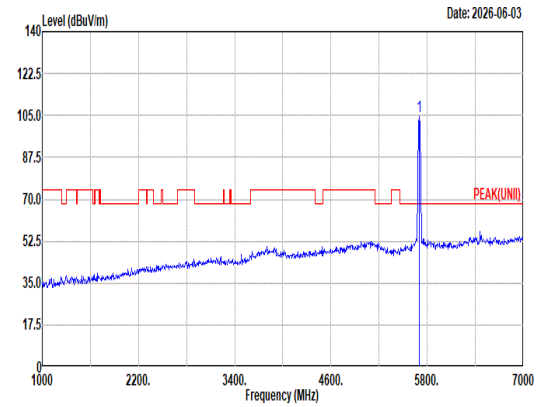 Site : 03CH22-HY Condition: PEAK(UNII) 3m DRH18-E_LE2C04A18EN_260520 VERTICAL : RBW:1000.000kHz VBW:3000.000kHz SWT:Auto Freq Level Limit Line Margin Read Level Ant Factor Cable Loss Preamp Factor Aux Factor APos TPos Remark MHz dBuV/m dBuV/m dB dBuV dB/m dB dB dB cm deg 1 5700.00 104.71 ------ ------ 92.00 33.81 12.47 34.60 1.03 329 256 Peak
Avg	Blank	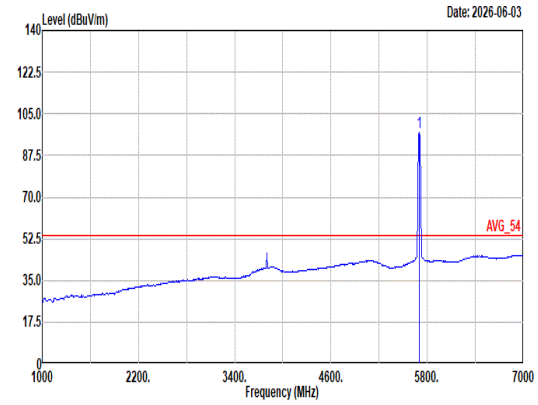 Site : 03CH22-HY Condition: AVG_54 3m DRH18-E_LE2C04A18EN_260520 VERTICAL : RBW:1000.000kHz VBW:0.010kHz SWT:Auto Freq Level Limit Line Margin Read Level Ant Factor Cable Loss Preamp Factor Aux Factor APos TPos Remark MHz dBuV/m dBuV/m dB dBuV dB/m dB dB dB cm deg 1 5700.00 97.37 ------ ------ 84.66 33.81 12.47 34.60 1.03 329 256 Average

Mode	18	
	Harmonic	
	U-NII-2C_5.47-5.725_802.11n HT20_CH140_5700MHz	
ANT	6	
Pol.	Horizontal	Vertical
Peak Avg	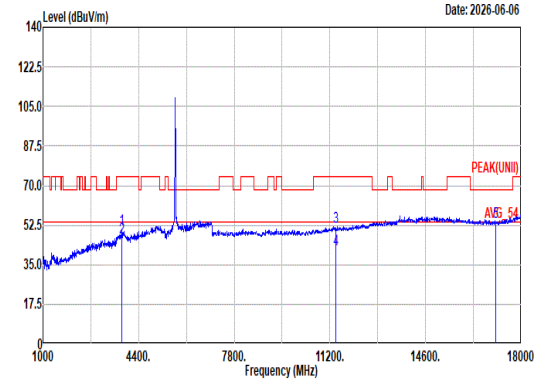 Site : 03CH22-HY Condition: PEAK(UNII) 3m DRH18-E_LE2C04A18EN_260520 HORIZONTAL Freq Level Limit Line Margin Read Level Ant Factor Cable Loss Preamp Factor Aux Factor APos TPos Remark MHz dBuV/m dBuV/m dB dBuV dB/m dB dB dB cm deg 1 3802.00 50.71 74.00 -23.29 42.70 30.41 10.25 33.42 0.77 100 311 Peak 2 3802.00 47.21 54.00 -6.79 39.20 30.41 10.25 33.42 0.77 100 311 Average 3 11400.00 51.58 74.00 -22.42 33.83 38.80 17.73 40.14 1.36 100 155 Peak 4 11400.00 41.59 54.00 -12.41 23.84 38.80 17.73 40.14 1.36 100 155 Average 5 17100.00 53.98 68.20 -14.22 36.05 40.50 21.85 46.36 1.94 -- -- Peak	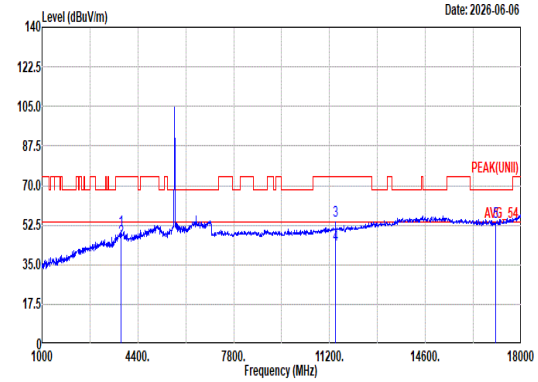 Site : 03CH22-HY Condition: PEAK(UNII) 3m DRH18-E_LE2C04A18EN_260520 VERTICAL Freq Level Limit Line Margin Read Level Ant Factor Cable Loss Preamp Factor Aux Factor APos TPos Remark MHz dBuV/m dBuV/m dB dBuV dB/m dB dB dB cm deg 1 3802.00 50.21 74.00 -23.79 42.20 30.41 10.25 33.42 0.77 400 289 Peak 2 3802.00 45.78 54.00 -8.22 37.77 30.41 10.25 33.42 0.77 400 289 Average 3 11400.00 54.32 74.00 -19.68 36.57 38.80 17.73 40.14 1.36 100 240 Peak 4 11400.00 44.11 54.00 -9.89 26.36 38.80 17.73 40.14 1.36 100 240 Average 5 17100.00 54.05 68.20 -14.15 36.12 40.50 21.85 46.36 1.94 -- -- Peak

Mode	18	
	Harmonic	
	U-NII-2C_5.47-5.725_802.11n HT20_CH140_5700MHz	
ANT	6	
Pol.	Horizontal	Vertical
10.6G ~18G Avg	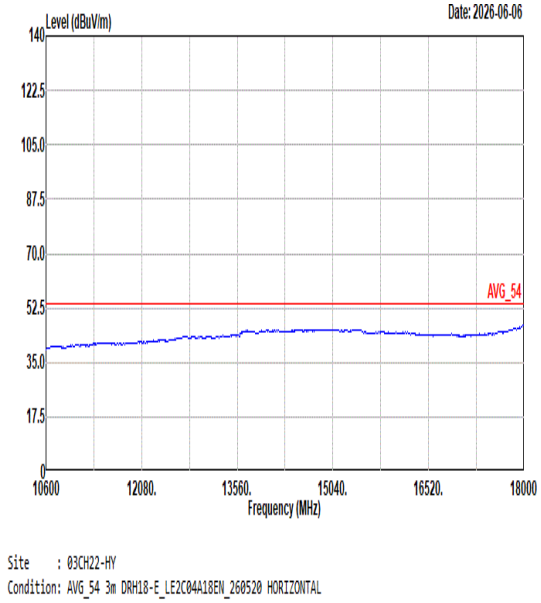	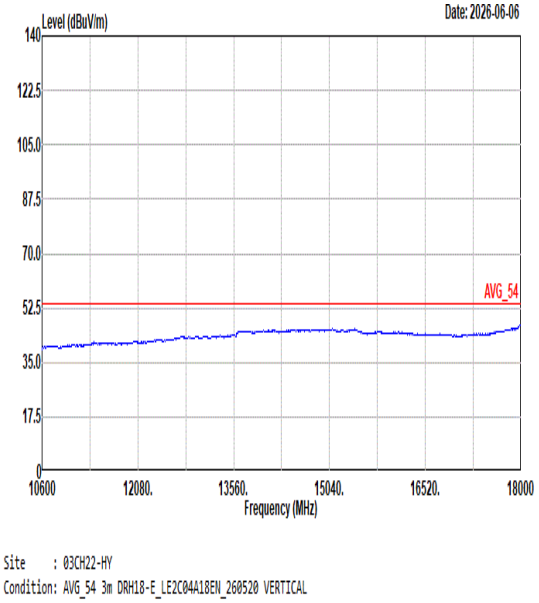

Mode	19	
	Band Edge - L	
	U-NII-1_5.15-5.25_802.11n HT40_CH38_5190MHz	
ANT	6	
Pol.	Horizontal	Fundamental
Peak	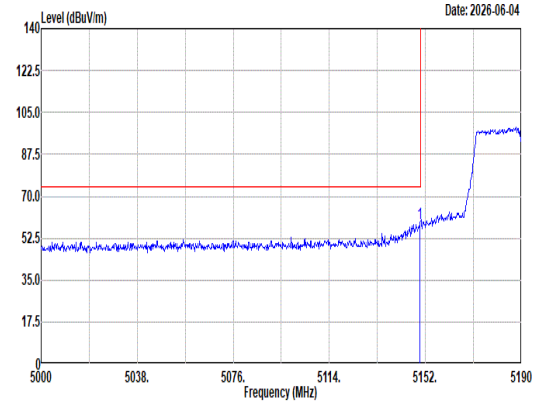 Site : 03CH22-HY Condition: PEAK_BE_74 3m DRH18-E_LE2C04A18EN_260520 HORIZONTAL : RBW:1000.000kHz VBW:3000.000kHz SWT:Auto Freq Level Limit Line Margin Read Level Ant Factor Cable Loss Preamp Factor Aux Factor APos TPos Remark MHz dBuV/m dBuV/m dB dBuV dB/m dB dB dB cm deg 1 5149.91 58.45 74.00 -15.55 46.57 32.70 11.99 33.80 0.99 101 64 Peak	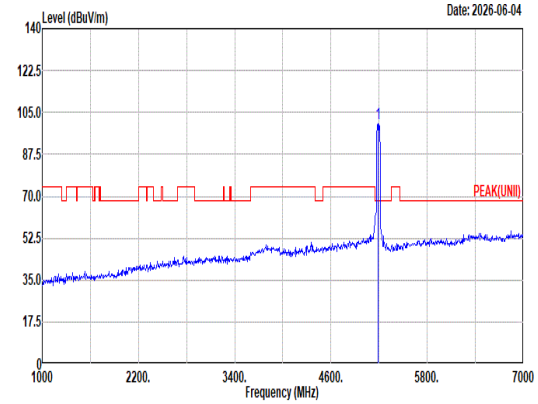 Site : 03CH22-HY Condition: PEAK(UNII) 3m DRH18-E_LE2C04A18EN_260520 HORIZONTAL : RBW:1000.000kHz VBW:3000.000kHz SWT:Auto Freq Level Limit Line Margin Read Level Ant Factor Cable Loss Preamp Factor Aux Factor APos TPos Remark MHz dBuV/m dBuV/m dB dBuV dB/m dB dB dB cm deg 1 5190.00 100.15 ------ ------ 88.25 32.78 12.05 33.87 0.94 101 64 Peak
Avg	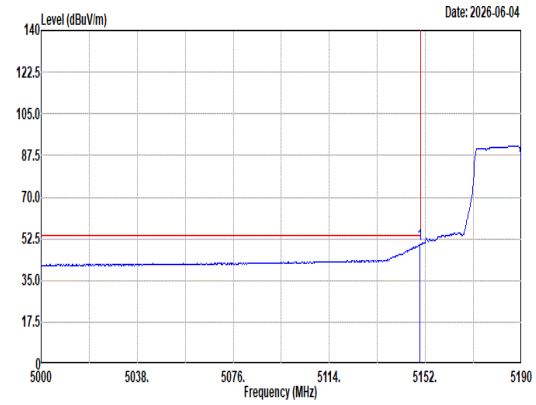 Site : 03CH22-HY Condition: AVG_BE_54 3m DRH18-E_LE2C04A18EN_260520 HORIZONTAL : RBW:1000.000kHz VBW:1.100kHz SWT:Auto Freq Level Limit Line Margin Read Level Ant Factor Cable Loss Preamp Factor Aux Factor APos TPos Remark MHz dBuV/m dBuV/m dB dBuV dB/m dB dB dB cm deg 1 5149.91 50.20 54.00 -3.80 38.32 32.70 11.99 33.80 0.99 101 64 Average	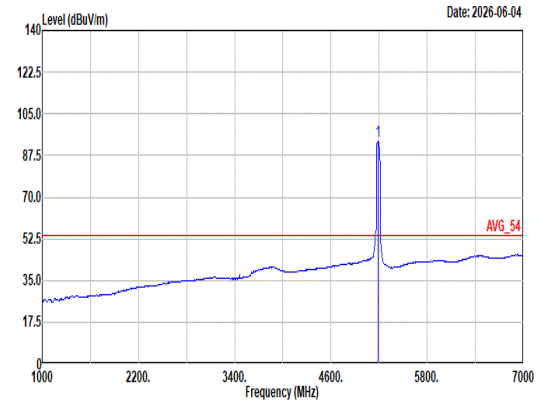 Site : 03CH22-HY Condition: AVG_54 3m DRH18-E_LE2C04A18EN_260520 HORIZONTAL : RBW:1000.000kHz VBW:1.100kHz SWT:Auto Freq Level Limit Line Margin Read Level Ant Factor Cable Loss Preamp Factor Aux Factor APos TPos Remark MHz dBuV/m dBuV/m dB dBuV dB/m dB dB dB cm deg 1 5190.00 93.36 ------ ------ 81.46 32.78 12.05 33.87 0.94 101 64 Average

Mode	19	
	Band Edge - R	
	U-NII-1_5.15-5.25_802.11n HT40_CH38_5190MHz	
ANT	6	
Pol.	Horizontal	Fundamental
Peak	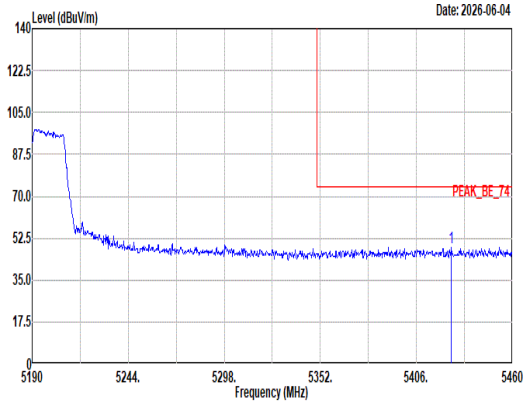 Site : 03CH22-HY Condition: PEAK_BE_74 3m DRH18-E_LE2C04A18EN_260520 HORIZONTAL : RBW:1000.000kHz VBW:3000.000kHz SWT:Auto Limit Read Ant Cable Preamp Aux APos TPos Freq Level Line Margin Level Factor Loss Factor Factor Remark MHz dBuV/m dBuV/m dB dBuV dB/m dB dB dB cm deg 1 5425.71 48.80 74.00 -25.20 37.21 32.70 12.30 34.29 0.88 101 64 Peak	Blank
Avg	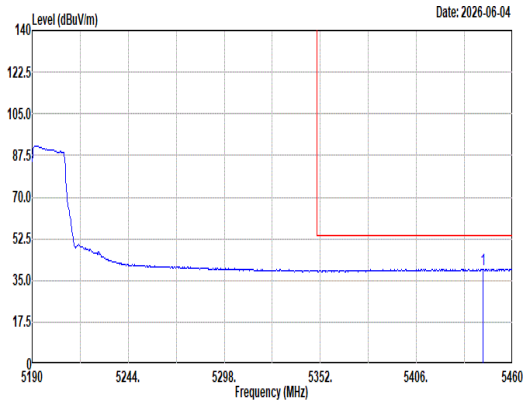 Site : 03CH22-HY Condition: AVG_BE_54 3m DRH18-E_LE2C04A18EN_260520 HORIZONTAL : RBW:1000.000kHz VBW:1.100kHz SWT:Auto Limit Read Ant Cable Preamp Aux APos TPos Freq Level Line Margin Level Factor Loss Factor Factor Remark MHz dBuV/m dBuV/m dB dBuV dB/m dB dB dB cm deg 1 5443.26 39.87 54.00 -14.13 28.30 32.70 12.31 34.32 0.88 101 64 Average	Blank

Mode	19	
	Band Edge - L	
	U-NII-1_5.15-5.25_802.11n HT40_CH38_5190MHz	
ANT	6	
Pol.	Vertical	Fundamental
Peak	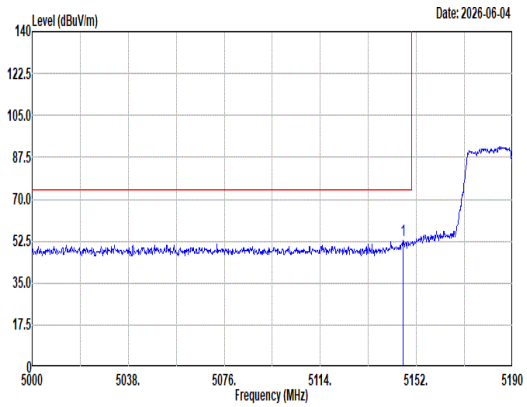 Site : 03CH22-HY Condition: PEAK_BE_74 3m DRH18-E_LE2C04A18EN_260520 VERTICAL : RBW:1000.000kHz VBW:3000.000kHz SWT:Auto Freq Level Limit Line Margin Read Level Ant Factor Cable Loss Preamp Factor Aux Factor APos TPos Remark MHz dBuV/m dBuV/m dB dBuV dB/m dB dB dB cm deg 1 5146.87 52.81 74.00 -21.19 40.94 32.70 11.98 33.80 0.99 100 124 Peak	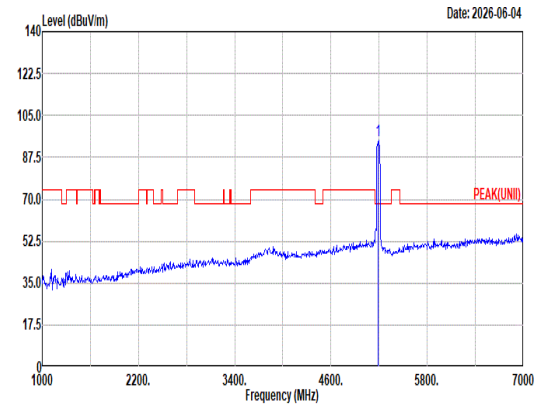 Site : 03CH22-HY Condition: PEAK(UNII) 3m DRH18-E_LE2C04A18EN_260520 VERTICAL : RBW:1000.000kHz VBW:3000.000kHz SWT:Auto Freq Level Limit Line Margin Read Level Ant Factor Cable Loss Preamp Factor Aux Factor APos TPos Remark MHz dBuV/m dBuV/m dB dBuV dB/m dB dB dB cm deg 1 5190.00 94.36 ------ ------ 82.45 32.79 12.06 33.88 0.94 100 124 Peak
Avg	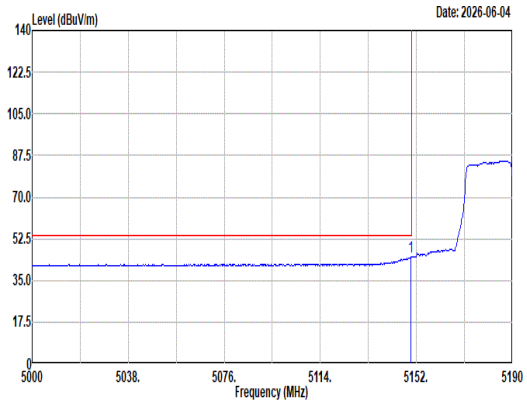 Site : 03CH22-HY Condition: AVG_BE_54 3m DRH18-E_LE2C04A18EN_260520 VERTICAL : RBW:1000.000kHz VBW:1.100kHz SWT:Auto Freq Level Limit Line Margin Read Level Ant Factor Cable Loss Preamp Factor Aux Factor APos TPos Remark MHz dBuV/m dBuV/m dB dBuV dB/m dB dB dB cm deg 1 5149.91 45.01 54.00 -8.99 33.13 32.70 11.99 33.80 0.99 100 124 Average	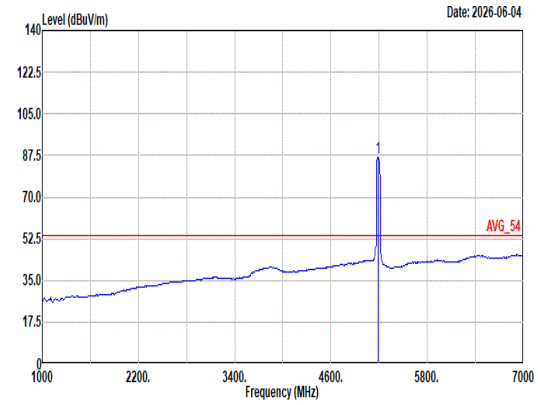 Site : 03CH22-HY Condition: AVG_54 3m DRH18-E_LE2C04A18EN_260520 VERTICAL : RBW:1000.000kHz VBW:1.100kHz SWT:Auto Freq Level Limit Line Margin Read Level Ant Factor Cable Loss Preamp Factor Aux Factor APos TPos Remark MHz dBuV/m dBuV/m dB dBuV dB/m dB dB dB cm deg 1 5190.00 86.73 ------ ------ 74.83 32.78 12.05 33.87 0.94 100 124 Average

Mode	19	
	Band Edge - R	
	U-NII-1_5.15-5.25_802.11n HT40_CH38_5190MHz	
ANT	6	
Pol.	Vertical	Fundamental
Peak	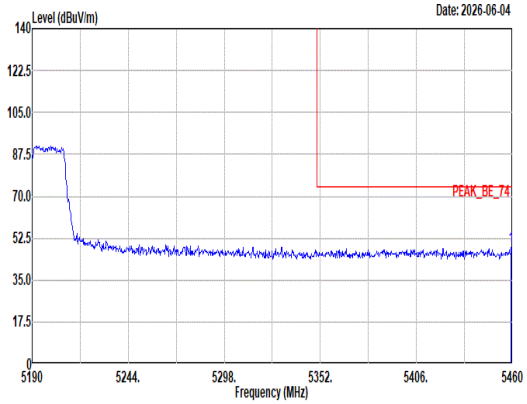 Site : 03CH22-HY Condition: PEAK_BE_74 3m DRH18-E_LE2C04A18EN_260520 VERTICAL : RBW:1000.000kHz VBW:3000.000kHz SWT:Auto Limit Read Ant Cable Preamp Aux APos TPos Freq Level Line Margin Level Factor Loss Factor Factor Remark MHz dBuV/m dBuV/m dB dBuV dB/m dB dB dB cm deg 1 5459.19 48.60 74.00 -25.40 37.05 32.70 12.32 34.35 0.88 100 124 Peak	Blank
Avg	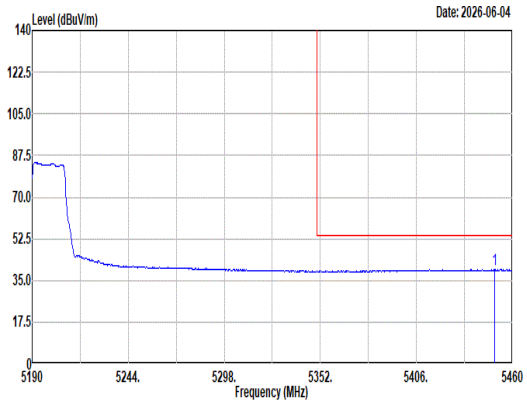 Site : 03CH22-HY Condition: AVG_BE_54 3m DRH18-E_LE2C04A18EN_260520 VERTICAL : RBW:1000.000kHz VBW:1.100kHz SWT:Auto Limit Read Ant Cable Preamp Aux APos TPos Freq Level Line Margin Level Factor Loss Factor Factor Remark MHz dBuV/m dBuV/m dB dBuV dB/m dB dB dB cm deg 1 5450.01 39.55 54.00 -14.45 27.98 32.70 12.32 34.33 0.88 100 124 Average	Blank

Mode	19	
	Harmonic	
	U-NII-1_5.15-5.25_802.11n HT40_CH38_5190MHz	
ANT	6	
Pol.	Horizontal	Vertical
Peak Avg	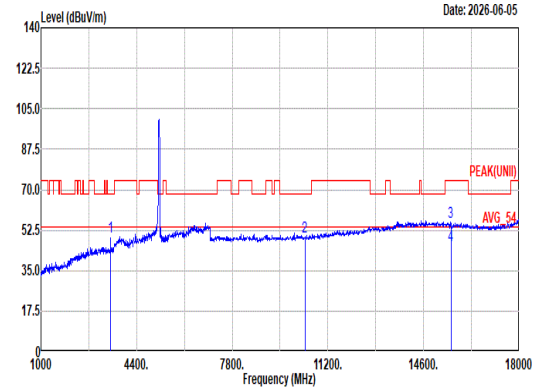 Site : 03CH22-HY Condition: PEAK(UNII) 3m DRH18-E_LE2C04A18EN_260520 HORIZONTAL 1 3460.00 49.80 68.20 -18.40 43.63 28.84 9.80 33.25 0.78 100 313 Peak 2 10380.00 49.92 68.20 -18.28 33.60 37.50 16.84 39.30 1.28 -- -- Peak 3 15570.00 55.97 74.00 -18.03 36.30 41.66 20.76 44.65 1.90 -- -- Peak 4 15570.00 46.14 54.00 -7.86 26.47 41.66 20.76 44.65 1.90 -- -- Average	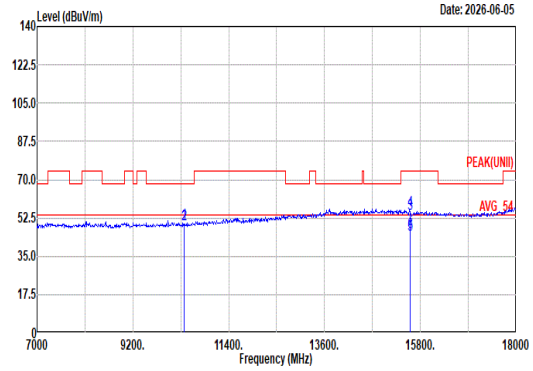 Site : 03CH22-HY Condition: PEAK(UNII) 3m DRH18-E_LE2C04A18EN_260520 VERTICAL 1 10380.00 50.31 68.20 -17.89 33.99 37.50 16.84 39.30 1.28 -- -- Peak 2 10380.00 49.92 68.20 -18.28 33.60 37.50 16.84 39.30 1.28 -- -- Peak 3 15570.00 54.68 74.00 -19.32 35.01 41.66 20.76 44.65 1.90 -- -- Peak 4 15570.00 55.97 74.00 -18.03 36.30 41.66 20.76 44.65 1.90 -- -- Peak 5 15570.00 45.16 54.00 -8.84 25.49 41.66 20.76 44.65 1.90 -- -- Average 6 15570.00 46.14 54.00 -7.86 26.47 41.66 20.76 44.65 1.90 -- -- Average

Mode	19	
	Harmonic	
	U-NII-1_5.15-5.25_802.11n HT40_CH38_5190MHz	
ANT	6	
Pol.	Horizontal	Vertical
10.6G ~18G Avg	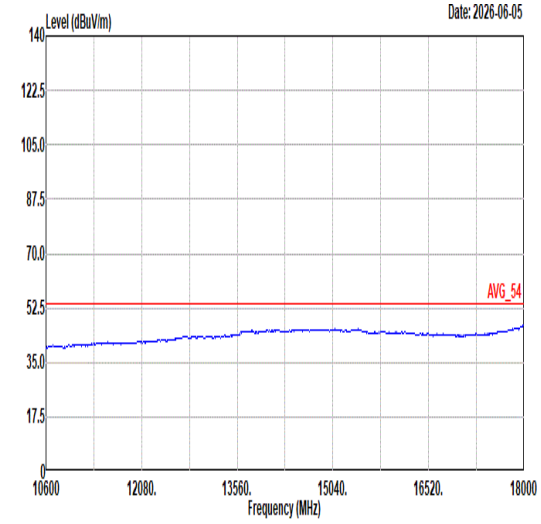 Site : 03CH22-HY Condition: AVG_54 3m DRH18-E_LE2C04A18EN_260520 HORIZONTAL	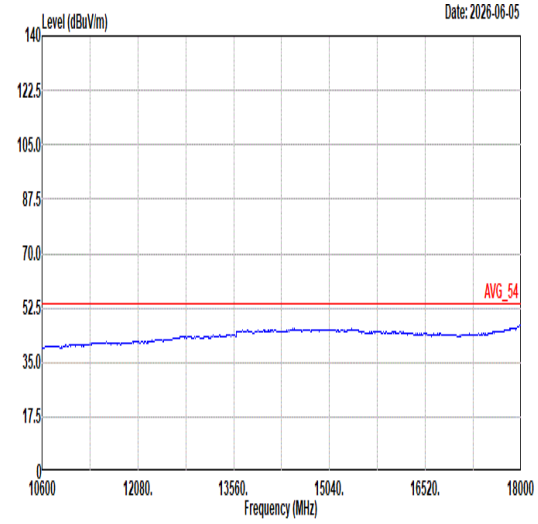 Site : 03CH22-HY Condition: AVG_54 3m DRH18-E_LE2C04A18EN_260520 VERTICAL

Mode	20	
	Band Edge - L	
	U-NII-1_5.15-5.25_802.11n HT40_CH46_5230MHz	
ANT	6	
Pol.	Horizontal	Fundamental
Peak	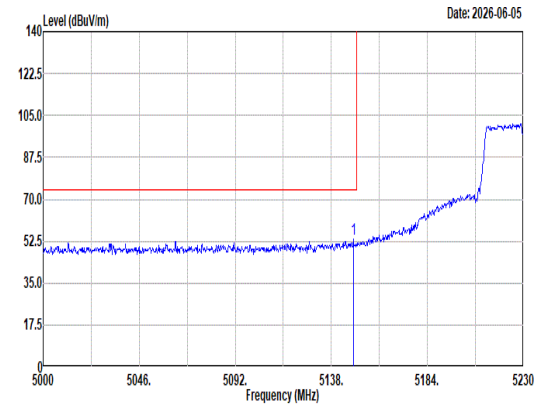 Site : 03CH22-HY Condition: PEAK_BE_74 3m DRH18-E_LE2C04A18EN_260520 HORIZONTAL : RBW:1000.000kHz VBW:3000.000kHz SWT:Auto Freq Level Limit Line Margin Read Level Ant Factor Cable Loss Preamp Factor Aux Factor APos TPos Remark MHz dBuV/m dBuV/m dB dBuV dB/m dB dB dB cm deg 1 5148.58 53.23 74.00 -20.77 41.35 32.70 11.99 33.80 0.99 100 59 Peak	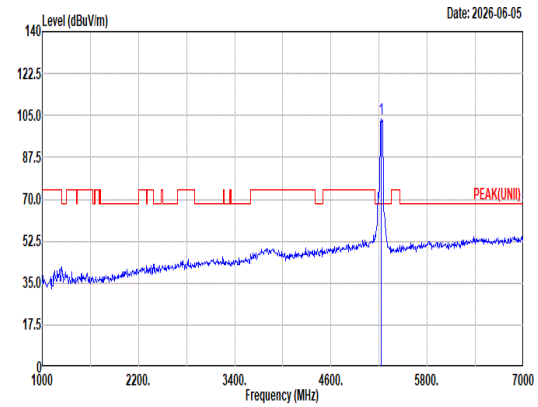 Site : 03CH22-HY Condition: PEAK(UNII) 3m DRH18-E_LE2C04A18EN_260520 HORIZONTAL : RBW:1000.000kHz VBW:3000.000kHz SWT:Auto Freq Level Limit Line Margin Read Level Ant Factor Cable Loss Preamp Factor Aux Factor APos TPos Remark MHz dBuV/m dBuV/m dB dBuV dB/m dB dB dB cm deg 1 5230.00 103.70 ------ ------ 91.94 32.68 12.10 33.94 0.92 100 59 Peak
Avg	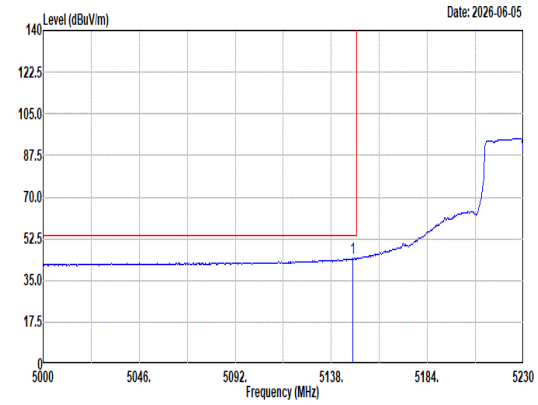 Site : 03CH22-HY Condition: AVG_BE_54 3m DRH18-E_LE2C04A18EN_260520 HORIZONTAL : RBW:1000.000kHz VBW:1.100kHz SWT:Auto Freq Level Limit Line Margin Read Level Ant Factor Cable Loss Preamp Factor Aux Factor APos TPos Remark MHz dBuV/m dBuV/m dB dBuV dB/m dB dB dB cm deg 1 5148.35 44.23 54.00 -9.77 32.36 32.70 11.98 33.80 0.99 100 59 Average	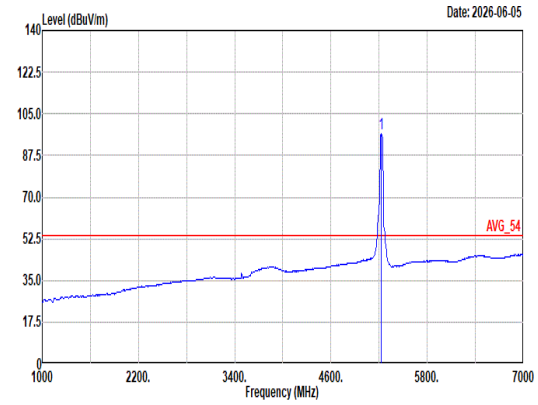 Site : 03CH22-HY Condition: AVG_54 3m DRH18-E_LE2C04A18EN_260520 HORIZONTAL : RBW:1000.000kHz VBW:1.100kHz SWT:Auto Freq Level Limit Line Margin Read Level Ant Factor Cable Loss Preamp Factor Aux Factor APos TPos Remark MHz dBuV/m dBuV/m dB dBuV dB/m dB dB dB cm deg 1 5230.00 96.43 ------ ------ 84.67 32.68 12.10 33.94 0.92 100 59 Average

Mode	20	
	Band Edge - R	
	U-NII-1_5.15-5.25_802.11n HT40_CH46_5230MHz	
ANT	6	
Pol.	Horizontal	Fundamental
Peak	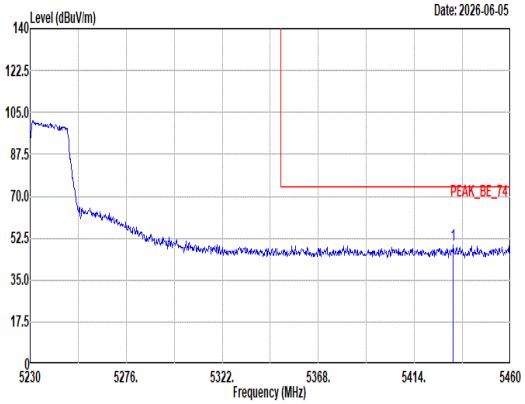 Site : 03CH22-HY Condition: PEAK_BE_74 3m DRH18-E_LE2C04A18EN_260520 HORIZONTAL : RBW:1000.000kHz VBW:3000.000kHz SWT:Auto Freq Level Limit Line Margin Read Level Ant Factor Cable Loss Preamp Factor Aux Factor APos TPos Remark MHz dBuV/m dBuV/m dB dBuV dB/m dB dB dB cm deg 1 5432.63 49.78 74.00 -24.22 38.20 32.70 12.30 34.30 0.88 100 59 Peak	Blank
Avg	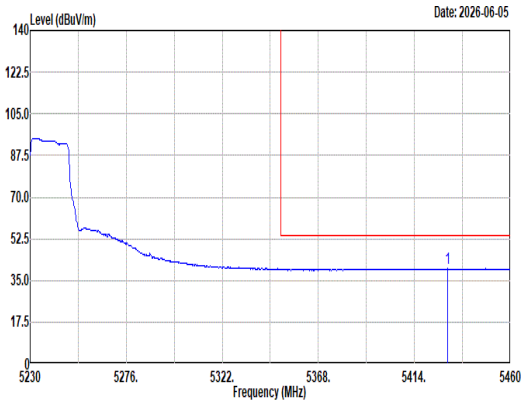 Site : 03CH22-HY Condition: AVG_BE_54 3m DRH18-E_LE2C04A18EN_260520 HORIZONTAL : RBW:1000.000kHz VBW:1.100kHz SWT:Auto Freq Level Limit Line Margin Read Level Ant Factor Cable Loss Preamp Factor Aux Factor APos TPos Remark MHz dBuV/m dBuV/m dB dBuV dB/m dB dB dB cm deg 1 5429.87 39.92 54.00 -14.08 28.34 32.70 12.30 34.30 0.88 100 59 Average	Blank

Mode	20	
	Band Edge - L	
	U-NII-1_5.15-5.25_802.11n HT40_CH46_5230MHz	
ANT	6	
Pol.	Vertical	Fundamental
Peak	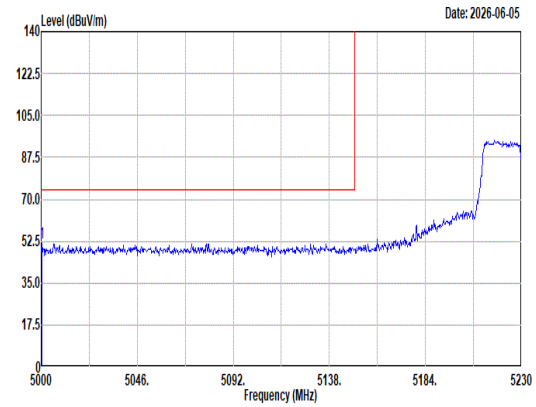 Site : 03CH22-HY Condition: PEAK_BE_74 3m DRH18-E_LE2C04A18EN_260520 VERTICAL : RBW:1000.000kHz VBW:3000.000kHz SWT:Auto Freq Level Limit Line Margin Read Level Ant Factor Cable Loss Preamp Factor Aux Factor APos TPos Remark MHz dBuV/m dBuV/m dB dBuV dB/m dB dB dB cm deg 1 5000.46 51.75 74.00 -22.25 39.49 32.90 11.74 33.54 1.16 100 132 Peak	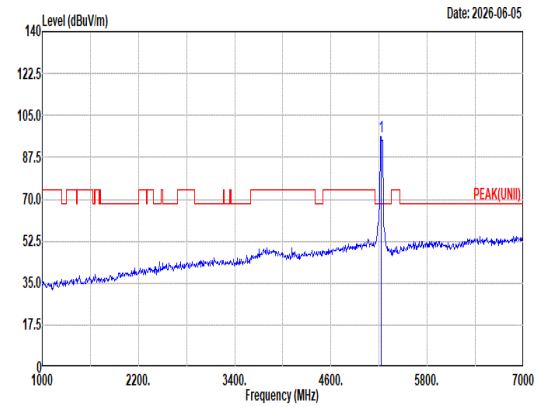 Site : 03CH22-HY Condition: PEAK(UNII) 3m DRH18-E_LE2C04A18EN_260520 VERTICAL : RBW:1000.000kHz VBW:3000.000kHz SWT:Auto Freq Level Limit Line Margin Read Level Ant Factor Cable Loss Preamp Factor Aux Factor APos TPos Remark MHz dBuV/m dBuV/m dB dBuV dB/m dB dB dB cm deg 1 5230.00 96.25 ------ ------ 84.45 32.70 12.10 33.93 0.93 100 132 Peak
Avg	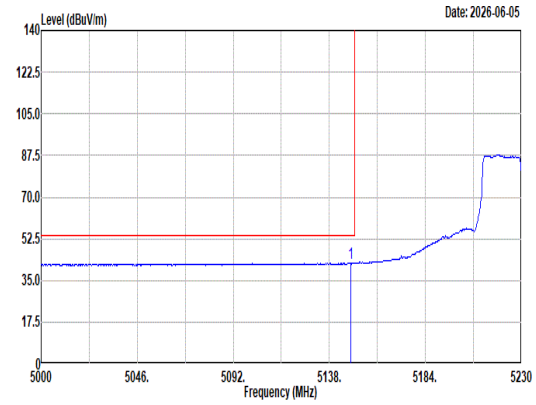 Site : 03CH22-HY Condition: AVG_BE_54 3m DRH18-E_LE2C04A18EN_260520 VERTICAL : RBW:1000.000kHz VBW:1.100kHz SWT:Auto Freq Level Limit Line Margin Read Level Ant Factor Cable Loss Preamp Factor Aux Factor APos TPos Remark MHz dBuV/m dBuV/m dB dBuV dB/m dB dB dB cm deg 1 5148.12 42.19 54.00 -11.81 30.32 32.70 11.98 33.80 0.99 100 132 Average	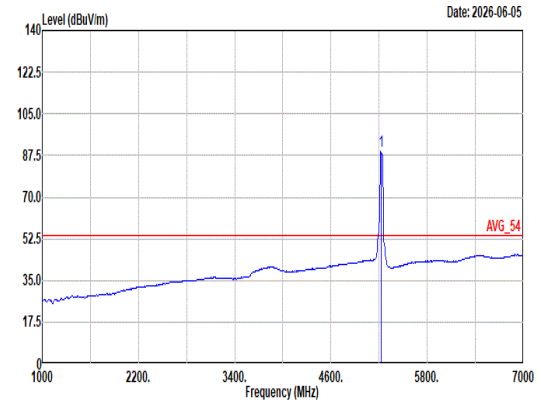 Site : 03CH22-HY Condition: AVG_54 3m DRH18-E_LE2C04A18EN_260520 VERTICAL : RBW:1000.000kHz VBW:1.100kHz SWT:Auto Freq Level Limit Line Margin Read Level Ant Factor Cable Loss Preamp Factor Aux Factor APos TPos Remark MHz dBuV/m dBuV/m dB dBuV dB/m dB dB dB cm deg 1 5230.00 89.33 ------ ------ 77.50 32.73 12.09 33.92 0.93 100 132 Average

Mode	20	
	Band Edge - R	
	U-NII-1_5.15-5.25_802.11n HT40_CH46_5230MHz	
ANT	6	
Pol.	Vertical	Fundamental
Peak	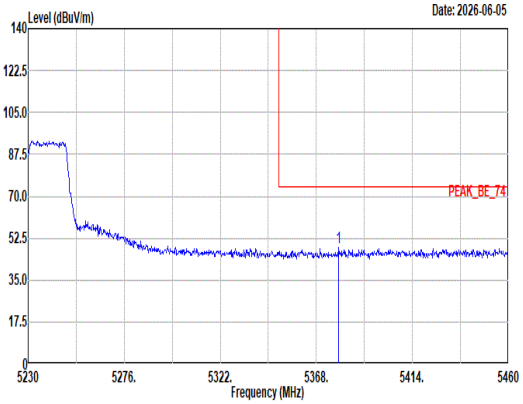 Site : 03CH22-HY Condition: PEAK_BE_74 3m DRH18-E_LE2C04A18EN_260520 VERTICAL : RBW:1000.000kHz VBW:3000.000kHz SWT:Auto Limit Read Ant Cable Preamp Aux APos TPos Freq Level Line Margin Level Factor Loss Factor Factor Remark MHz dBuV/m dBuV/m dB dBuV dB/m dB dB dB cm deg 1 5378.58 48.85 74.00 -25.15 37.34 32.57 12.26 34.21 0.89 100 132 Peak	Blank
Avg	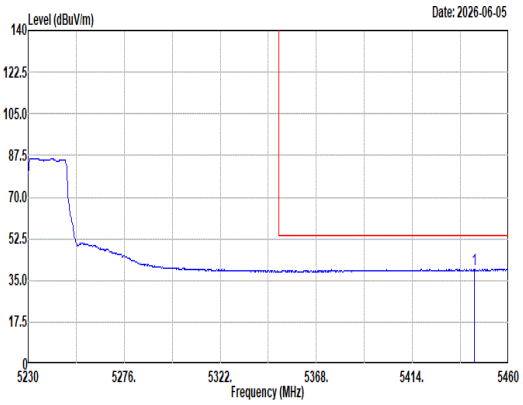 Site : 03CH22-HY Condition: AVG_BE_54 3m DRH18-E_LE2C04A18EN_260520 VERTICAL : RBW:1000.000kHz VBW:1.100kHz SWT:Auto Limit Read Ant Cable Preamp Aux APos TPos Freq Level Line Margin Level Factor Loss Factor Factor Remark MHz dBuV/m dBuV/m dB dBuV dB/m dB dB dB cm deg 1 5443.67 39.72 54.00 -14.28 28.15 32.70 12.31 34.32 0.88 100 132 Average	Blank

Mode	20	
	Harmonic	
	U-NII-1_5.15-5.25_802.11n HT40_CH46_5230MHz	
ANT	6	
Pol.	Horizontal	Vertical
Peak Avg	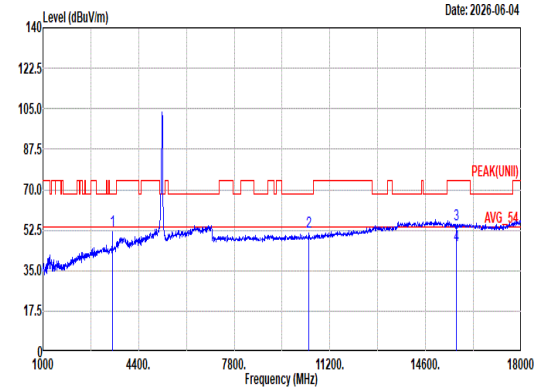 Site : 03CH22-HY Condition: PEAK(UNII) 3m DRH18-E_LE2C04A18EN_260520 HORIZONTAL 1 3484.00 52.21 68.20 -15.99 45.89 28.94 9.86 33.28 0.80 100 293 Peak 2 10460.00 51.88 68.20 -16.32 35.53 37.58 16.91 39.43 1.29 103 136 Peak 3 15690.00 54.84 74.00 -19.16 35.18 41.72 20.85 44.84 1.93 -- -- Peak 4 15690.00 45.73 54.00 -8.27 26.07 41.72 20.85 44.84 1.93 -- -- Average	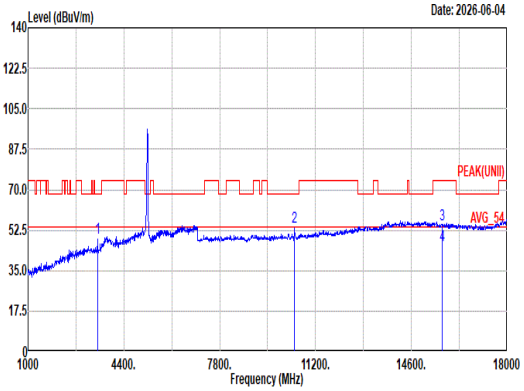 Site : 03CH22-HY Condition: PEAK(UNII) 3m DRH18-E_LE2C04A18EN_260520 VERTICAL 1 3484.00 49.23 68.20 -18.97 42.91 28.94 9.86 33.28 0.80 400 260 Peak 2 10460.00 54.06 68.20 -14.14 37.71 37.58 16.91 39.43 1.29 100 69 Peak 3 15690.00 55.05 74.00 -18.95 35.39 41.72 20.85 44.84 1.93 -- -- Peak 4 15690.00 45.70 54.00 -8.30 26.04 41.72 20.85 44.84 1.93 -- -- Average

Mode	20	
	Harmonic	
	U-NII-1_5.15-5.25_802.11n HT40_CH46_5230MHz	
ANT	6	
Pol.	Horizontal	Vertical
10.6G ~18G Avg	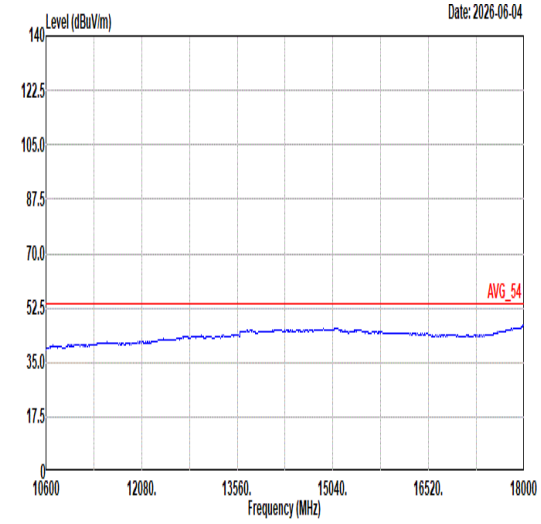 Site : 03CH22-HY Condition: AVG_54 3m DRH18-E_LE2C04A18EN_260520 HORIZONTAL	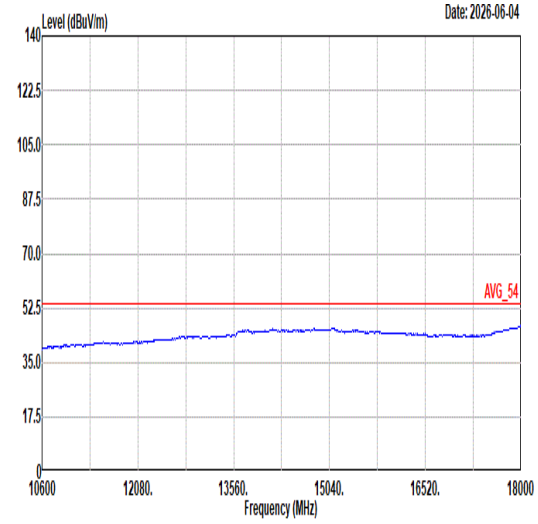 Site : 03CH22-HY Condition: AVG_54 3m DRH18-E_LE2C04A18EN_260520 VERTICAL

Mode	21	
	Band Edge - L	
	U-NII-2A_5.25-5.35_802.11n HT40_CH54_5270MHz	
ANT	6	
Pol.	Horizontal	Fundamental
Peak	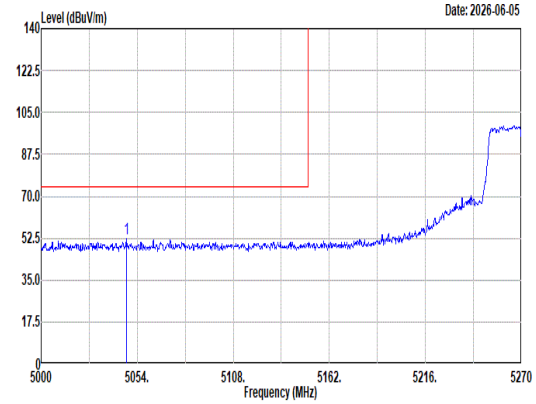 Site : 03CH22-HY Condition: PEAK_BE_74 3m DRH18-E_LE2C04A18EN_260520 HORIZONTAL : RBW:1000.000kHz VBW:3000.000kHz SWT:Auto Freq Level Limit Line Margin Read Level Ant Factor Cable Loss Preamp Factor Aux Factor APos TPos Remark MHz dBuV/m dBuV/m dB dBuV dB/m dB dB dB cm deg 1 5047.79 52.48 74.00 -21.52 40.46 32.71 11.82 33.62 1.11 100 60 Peak	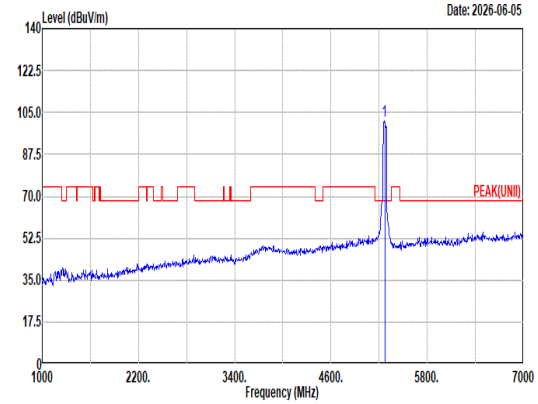 Site : 03CH22-HY Condition: PEAK(UNII) 3m DRH18-E_LE2C04A18EN_260520 HORIZONTAL : RBW:1000.000kHz VBW:3000.000kHz SWT:Auto Freq Level Limit Line Margin Read Level Ant Factor Cable Loss Preamp Factor Aux Factor APos TPos Remark MHz dBuV/m dBuV/m dB dBuV dB/m dB dB dB cm deg 1 5270.00 101.19 ------ ------ 89.54 32.60 12.14 34.01 0.92 100 60 Peak
Avg	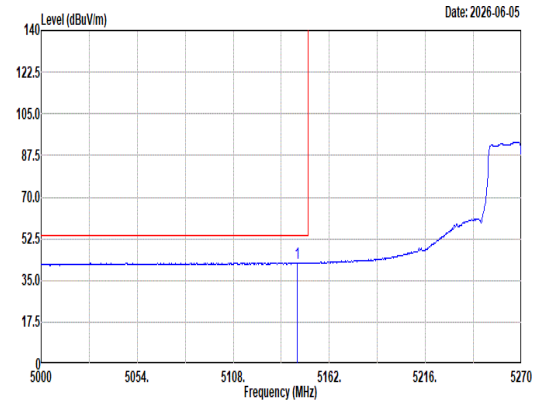 Site : 03CH22-HY Condition: AVG_BE_54 3m DRH18-E_LE2C04A18EN_260520 HORIZONTAL : RBW:1000.000kHz VBW:1.100kHz SWT:Auto Freq Level Limit Line Margin Read Level Ant Factor Cable Loss Preamp Factor Aux Factor APos TPos Remark MHz dBuV/m dBuV/m dB dBuV dB/m dB dB dB cm deg 1 5143.91 42.51 54.00 -11.49 30.63 32.70 11.98 33.79 0.99 100 60 Average	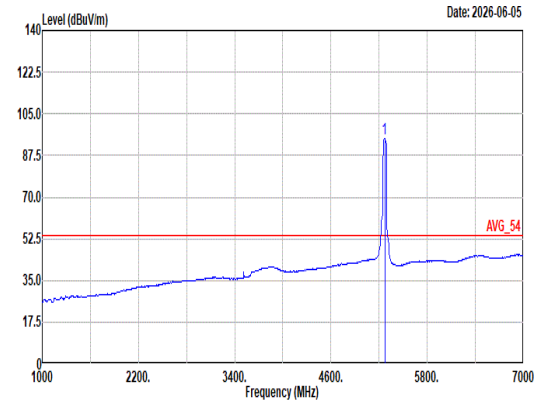 Site : 03CH22-HY Condition: AVG_54 3m DRH18-E_LE2C04A18EN_260520 HORIZONTAL : RBW:1000.000kHz VBW:1.100kHz SWT:Auto Freq Level Limit Line Margin Read Level Ant Factor Cable Loss Preamp Factor Aux Factor APos TPos Remark MHz dBuV/m dBuV/m dB dBuV dB/m dB dB dB cm deg 1 5270.00 94.62 ------ ------ 82.97 32.60 12.14 34.01 0.92 100 60 Average

Mode	21	
	Band Edge - R	
	U-NII-2A_5.25-5.35_802.11n HT40_CH54_5270MHz	
ANT	6	
Pol.	Horizontal	Fundamental
Peak	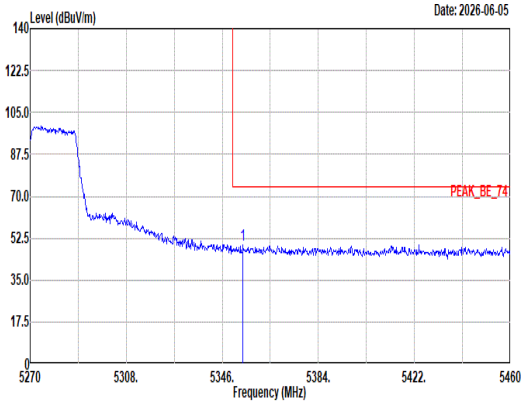 Site : 03CH22-HY Condition: PEAK_BE_74 3m DRH18-E_LE2C04A18EN_260520 HORIZONTAL : RBW:1000.000kHz VBW:3000.000kHz SWT:Auto Freq Level Limit Line Margin Read Level Ant Factor Cable Loss Preamp Factor Aux Factor APos TPos Remark MHz dBuV/m dBuV/m dB dBuV dB/m dB dB dB cm deg 1 5354.17 49.52 74.00 -24.48 38.12 32.43 12.23 34.16 0.90 100 60 Peak	Blank
Avg	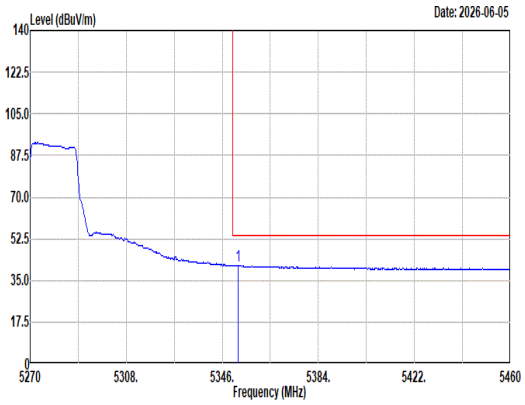 Site : 03CH22-HY Condition: AVG_BE_54 3m DRH18-E_LE2C04A18EN_260520 HORIZONTAL : RBW:1000.000kHz VBW:1.100kHz SWT:Auto Freq Level Limit Line Margin Read Level Ant Factor Cable Loss Preamp Factor Aux Factor APos TPos Remark MHz dBuV/m dBuV/m dB dBuV dB/m dB dB dB cm deg 1 5352.27 41.43 54.00 -12.57 30.05 32.41 12.23 34.16 0.90 100 60 Average	Blank

Mode	21	
	Band Edge - L	
	U-NII-2A_5.25-5.35_802.11n HT40_CH54_5270MHz	
ANT	6	
Pol.	Vertical	Fundamental
Peak	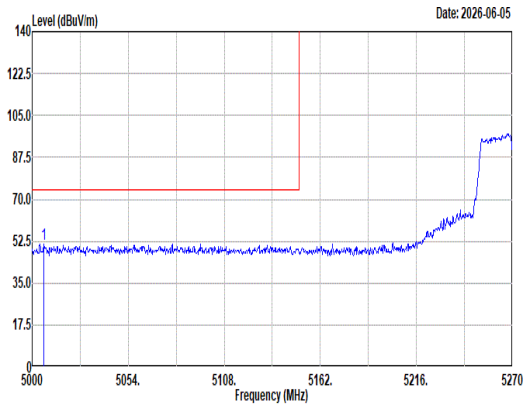 Site : 03CH22-HY Condition: PEAK_BE_74 3m DRH18-E_LE2C04A18EN_260520 VERTICAL : RBW:1000.000kHz VBW:3000.000kHz SWT:Auto Freq Level Limit Line Margin Read Level Ant Factor Cable Loss Preamp Factor Aux Factor APos TPos Remark MHz dBuV/m dBuV/m dB dBuV dB/m dB dB dB cm deg 1 5006.75 51.43 74.00 -22.57 39.21 32.87 11.75 33.55 1.15 100 297 Peak	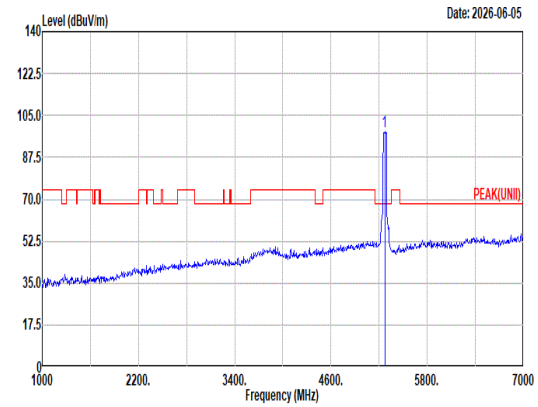 Site : 03CH22-HY Condition: PEAK(UNII) 3m DRH18-E_LE2C04A18EN_260520 VERTICAL : RBW:1000.000kHz VBW:3000.000kHz SWT:Auto Freq Level Limit Line Margin Read Level Ant Factor Cable Loss Preamp Factor Aux Factor APos TPos Remark MHz dBuV/m dBuV/m dB dBuV dB/m dB dB dB cm deg 1 5270.00 98.45 ------ ------ 86.82 32.60 12.15 34.03 0.91 100 297 Peak
Avg	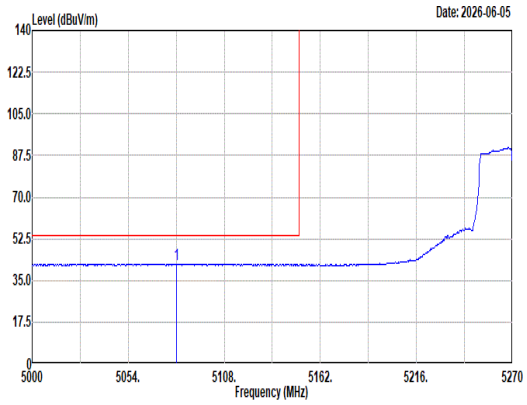 Site : 03CH22-HY Condition: AVG_BE_54 3m DRH18-E_LE2C04A18EN_260520 VERTICAL : RBW:1000.000kHz VBW:1.100kHz SWT:Auto Freq Level Limit Line Margin Read Level Ant Factor Cable Loss Preamp Factor Aux Factor APos TPos Remark MHz dBuV/m dBuV/m dB dBuV dB/m dB dB dB cm deg 1 5081.27 41.93 54.00 -12.07 29.97 32.70 11.87 33.68 1.07 100 297 Average	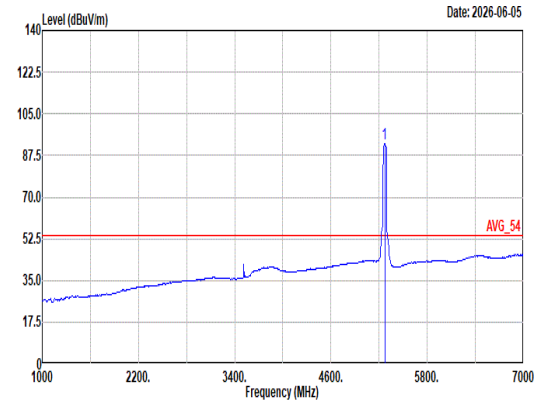 Site : 03CH22-HY Condition: AVG_54 3m DRH18-E_LE2C04A18EN_260520 VERTICAL : RBW:1000.000kHz VBW:1.100kHz SWT:Auto Freq Level Limit Line Margin Read Level Ant Factor Cable Loss Preamp Factor Aux Factor APos TPos Remark MHz dBuV/m dBuV/m dB dBuV dB/m dB dB dB cm deg 1 5270.00 92.38 ------ ------ 80.73 32.60 12.15 34.02 0.92 100 297 Average

Mode	21	
	Band Edge - R	
	U-NII-2A_5.25-5.35_802.11n HT40_CH54_5270MHz	
ANT	6	
Pol.	Vertical	Fundamental
Peak	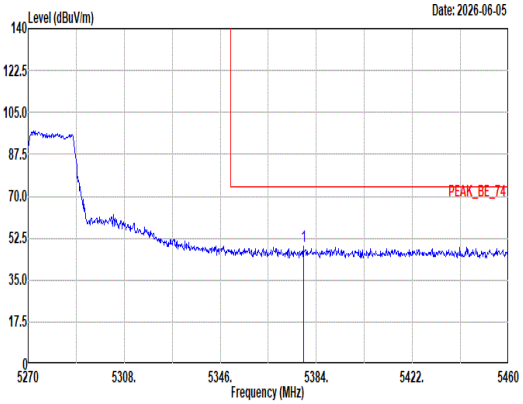 Site : 03CH22-HY Condition: PEAK_BE_74 3m DRH18-E_LE2C04A18EN_260520 VERTICAL : RBW:1000.000kHz VBW:3000.000kHz SWT:Auto Limit Read Ant Cable Preamp Aux APos TPos Freq Level Line Margin Level Factor Loss Factor Factor Remark MHz dBuV/m dBuV/m dB dBuV dB/m dB dB dB cm deg 1 5378.87 48.91 74.00 -25.09 37.40 32.57 12.26 34.21 0.89 100 297 Peak	Blank
Avg	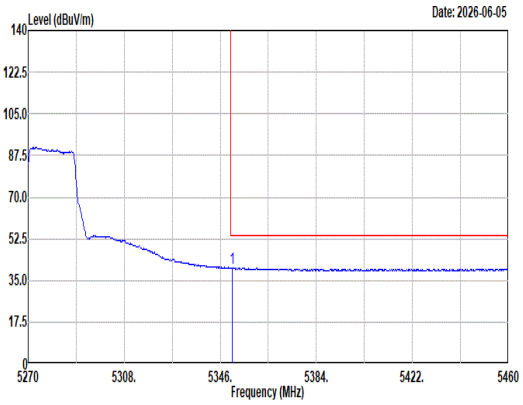 Site : 03CH22-HY Condition: AVG_BE_54 3m DRH18-E_LE2C04A18EN_260520 VERTICAL : RBW:1000.000kHz VBW:1.100kHz SWT:Auto Limit Read Ant Cable Preamp Aux APos TPos Freq Level Line Margin Level Factor Loss Factor Factor Remark MHz dBuV/m dBuV/m dB dBuV dB/m dB dB dB cm deg 1 5350.75 40.28 54.00 -13.72 28.91 32.40 12.23 34.16 0.90 100 297 Average	Blank

Mode	21	
	Harmonic	
	U-NII-2A_5.25-5.35_802.11n HT40_CH54_5270MHz	
ANT	6	
Pol.	Horizontal	Vertical
Peak Avg	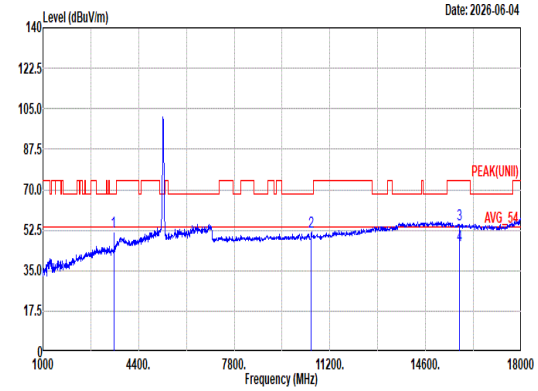 Site : 03CH22-HY Condition: PEAK(UNII) 3m DRH18-E_LE2C04A18EN_260520 HORIZONTAL Freq Level Limit Line Margin Read Level Ant Factor Cable Loss Preamp Factor Aux Factor APos TPos Remark MHz dBuV/m dBuV/m dB dBuV dB/m dB dB dB cm deg 1 3514.00 51.87 68.20 -16.33 45.33 29.08 9.93 33.31 0.84 100 294 Peak 2 10540.00 51.62 68.20 -16.58 35.35 37.50 16.99 39.51 1.29 100 138 Peak 3 15810.00 55.15 74.00 -18.85 35.49 41.78 20.95 45.04 1.97 -- -- Peak 4 15810.00 45.91 54.00 -8.09 26.25 41.78 20.95 45.04 1.97 -- -- Average	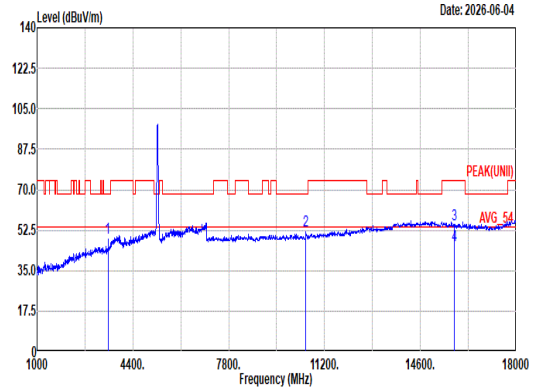 Site : 03CH22-HY Condition: PEAK(UNII) 3m DRH18-E_LE2C04A18EN_260520 VERTICAL Freq Level Limit Line Margin Read Level Ant Factor Cable Loss Preamp Factor Aux Factor APos TPos Remark MHz dBuV/m dBuV/m dB dBuV dB/m dB dB dB cm deg 1 3514.00 48.98 68.20 -19.22 42.44 29.08 9.93 33.31 0.84 400 293 Peak 2 10540.00 52.48 68.20 -15.72 36.21 37.50 16.99 39.51 1.29 100 76 Peak 3 15810.00 55.07 74.00 -18.93 35.41 41.78 20.95 45.04 1.97 -- -- Peak 4 15810.00 45.92 54.00 -8.08 26.26 41.78 20.95 45.04 1.97 -- -- Average

Mode	21	
	Harmonic	
	U-NII-2A_5.25-5.35_802.11n HT40_CH54_5270MHz	
ANT	6	
Pol.	Horizontal	Vertical
10.6G ~18G Avg	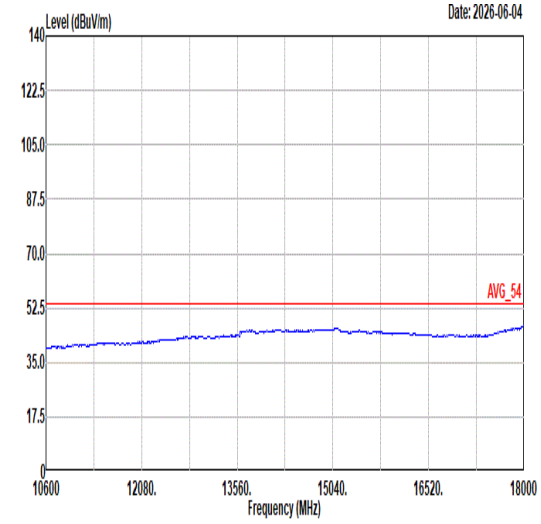 Site : 03CH22-HY Condition: AVG_54 3m DRH18-E_LE2C04A18EN_260520 HORIZONTAL	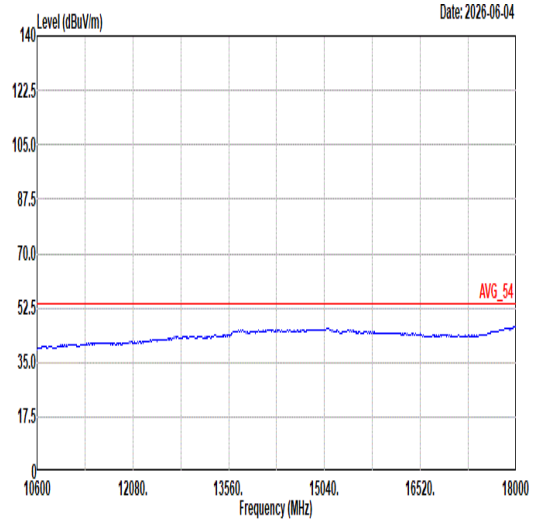 Site : 03CH22-HY Condition: AVG_54 3m DRH18-E_LE2C04A18EN_260520 VERTICAL

Mode	22	
	Band Edge - L	
	U-NII-2A_5.25-5.35_802.11n HT40_CH62_5310MHz	
ANT	6	
Pol.	Horizontal	Fundamental
Peak	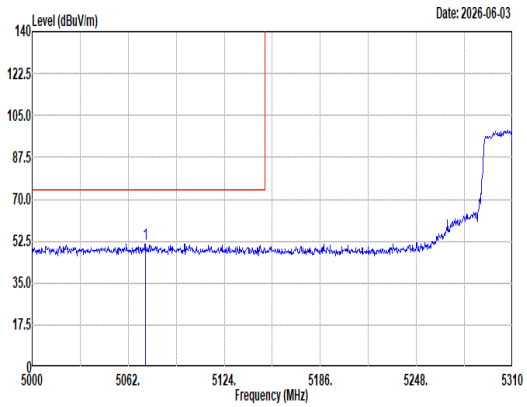 Site : 03CH22-HY Condition: PEAK_BE_74 3m DRH18-E_LE2C04A18EN_260520 HORIZONTAL : RBW:1000.000kHz VBW:3000.000kHz SWT:Auto 1 5073.16 51.26 74.00 -22.74 39.29 32.70 11.86 33.67 1.08 100 73 Peak	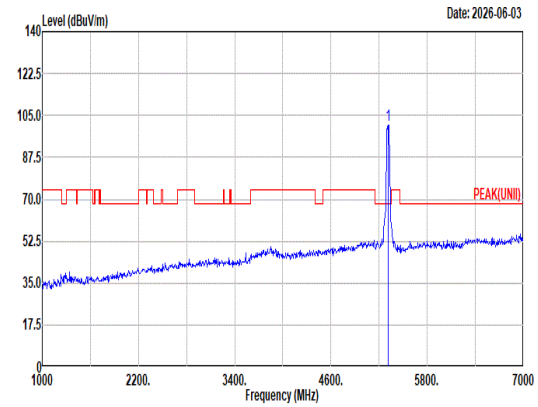 Site : 03CH22-HY Condition: PEAK(UNII) 3m DRH18-E_LE2C04A18EN_260520 HORIZONTAL : RBW:1000.000kHz VBW:3000.000kHz SWT:Auto 1 5310.00 101.09 ------ ------ 89.56 32.52 12.20 34.10 0.91 100 73 Peak
Avg	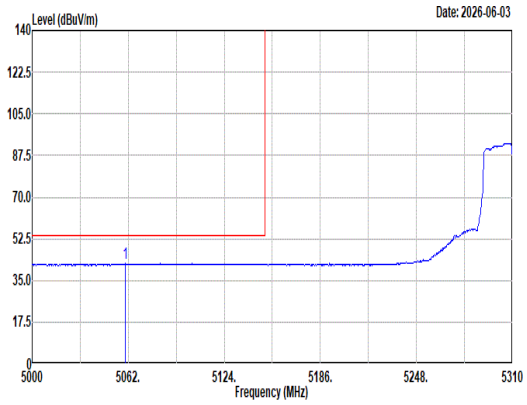 Site : 03CH22-HY Condition: AVG_BE_54 3m DRH18-E_LE2C04A18EN_260520 HORIZONTAL : RBW:1000.000kHz VBW:1.100kHz SWT:Auto 1 5060.14 42.04 54.00 -11.96 30.06 32.70 11.84 33.65 1.09 100 73 Average	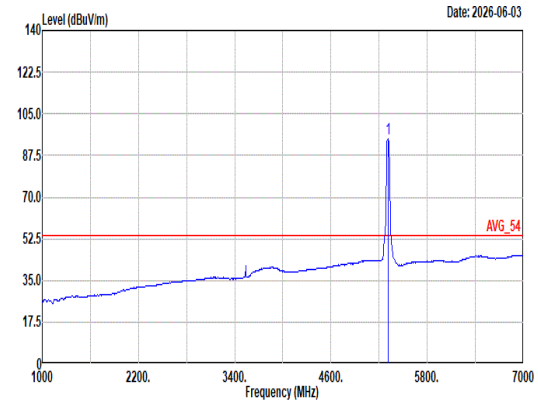 Site : 03CH22-HY Condition: AVG_54 3m DRH18-E_LE2C04A18EN_260520 HORIZONTAL : RBW:1000.000kHz VBW:1.100kHz SWT:Auto 1 5310.00 94.32 ------ ------ 82.77 32.54 12.19 34.09 0.91 100 73 Average

Mode	22	
	Band Edge - R	
	U-NII-2A_5.25-5.35_802.11n HT40_CH62_5310MHz	
ANT	6	
Pol.	Horizontal	Fundamental
Peak	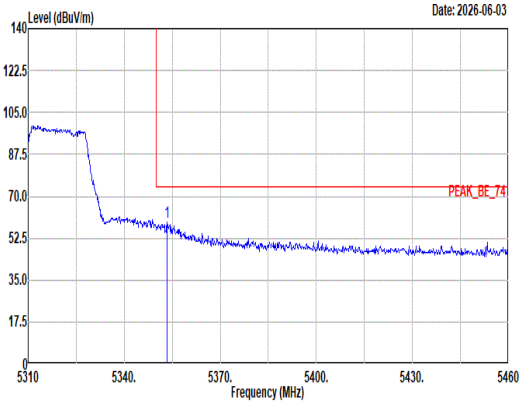 Site : 03CH22-HY Condition: PEAK_BE_74 3m DRH18-E_LE2C04A18EN_260520 HORIZONTAL : RBW:1000.000kHz VBW:3000.000kHz SWT:Auto Limit Read Ant Cable Preamp Aux APos TPos Freq Level Line Margin Level Factor Loss Factor Factor Remark MHz dBuV/m dBuV/m dB dBuV dB/m dB dB dB cm deg 1 5353.35 58.98 74.00 -15.02 47.59 32.42 12.23 34.16 0.90 100 73 Peak	Blank
Avg	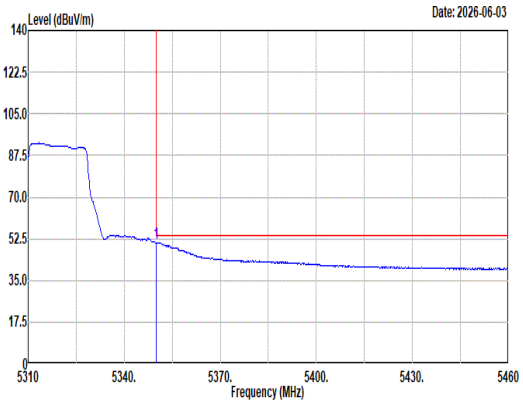 Site : 03CH22-HY Condition: AVG_BE_54 3m DRH18-E_LE2C04A18EN_260520 HORIZONTAL : RBW:1000.000kHz VBW:1.100kHz SWT:Auto Limit Read Ant Cable Preamp Aux APos TPos Freq Level Line Margin Level Factor Loss Factor Factor Remark MHz dBuV/m dBuV/m dB dBuV dB/m dB dB dB cm deg 1 5350.05 50.68 54.00 -3.32 39.31 32.40 12.23 34.16 0.90 100 73 Average	Blank

Mode	22	
	Band Edge - L	
	U-NII-2A_5.25-5.35_802.11n HT40_CH62_5310MHz	
ANT	6	
Pol.	Vertical	Fundamental
Peak	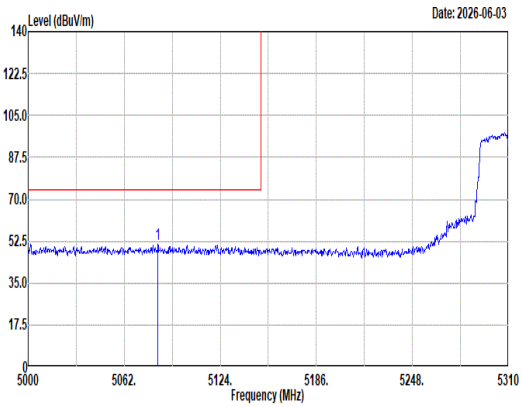 Site : 03CH22-HY Condition: PEAK_BE_74 3m DRH18-E_LE2C04A18EN_260520 VERTICAL : RBW:1000.000kHz VBW:3000.000kHz SWT:Auto Freq Level Limit Line Margin Read Level Ant Factor Cable Loss Preamp Factor Aux Factor APos TPos Remark MHz dBuV/m dBuV/m dB dBuV dB/m dB dB dB cm deg 1 5083.70 51.44 74.00 -22.56 39.49 32.70 11.88 33.69 1.06 100 256 Peak	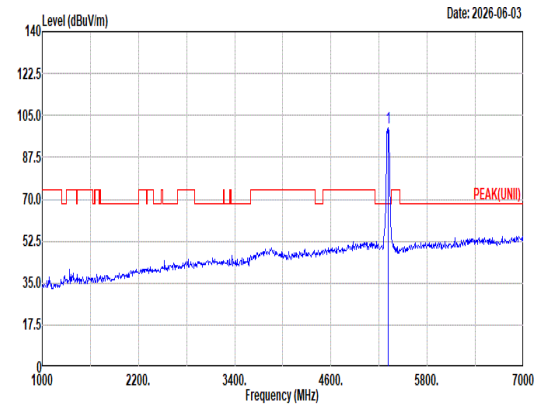 Site : 03CH22-HY Condition: PEAK(UNII) 3m DRH18-E_LE2C04A18EN_260520 VERTICAL : RBW:1000.000kHz VBW:3000.000kHz SWT:Auto Freq Level Limit Line Margin Read Level Ant Factor Cable Loss Preamp Factor Aux Factor APos TPos Remark MHz dBuV/m dBuV/m dB dBuV dB/m dB dB dB cm deg 1 5310.00 100.09 ------ ------ 88.54 32.54 12.19 34.09 0.91 100 256 Peak
Avg	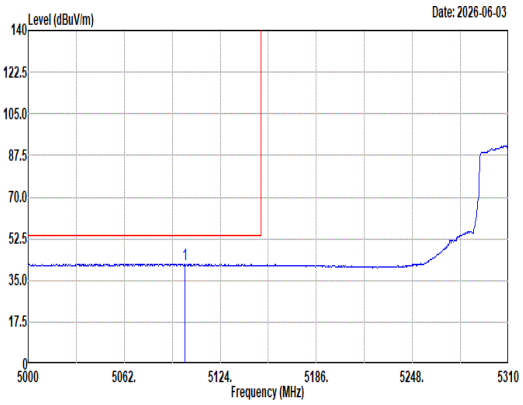 Site : 03CH22-HY Condition: AVG_BE_54 3m DRH18-E_LE2C04A18EN_260520 VERTICAL : RBW:1000.000kHz VBW:1.100kHz SWT:Auto Freq Level Limit Line Margin Read Level Ant Factor Cable Loss Preamp Factor Aux Factor APos TPos Remark MHz dBuV/m dBuV/m dB dBuV dB/m dB dB dB cm deg 1 5101.06 41.90 54.00 -12.10 29.97 32.70 11.91 33.72 1.04 100 256 Average	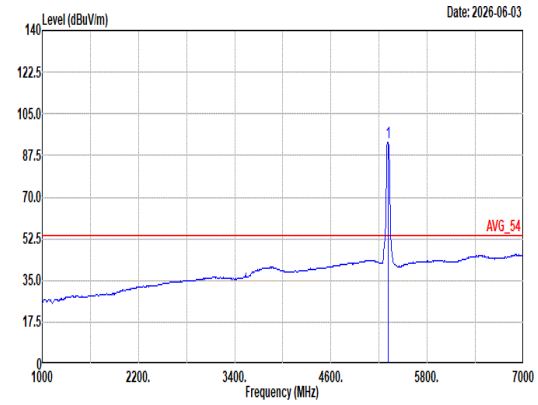 Site : 03CH22-HY Condition: AVG_54 3m DRH18-E_LE2C04A18EN_260520 VERTICAL : RBW:1000.000kHz VBW:1.100kHz SWT:Auto Freq Level Limit Line Margin Read Level Ant Factor Cable Loss Preamp Factor Aux Factor APos TPos Remark MHz dBuV/m dBuV/m dB dBuV dB/m dB dB dB cm deg 1 5310.00 93.03 ------ ------ 81.48 32.54 12.19 34.09 0.91 100 256 Average

Mode	22	
	Band Edge - R	
	U-NII-2A_5.25-5.35_802.11n HT40_CH62_5310MHz	
ANT	6	
Pol.	Vertical	Fundamental
Peak	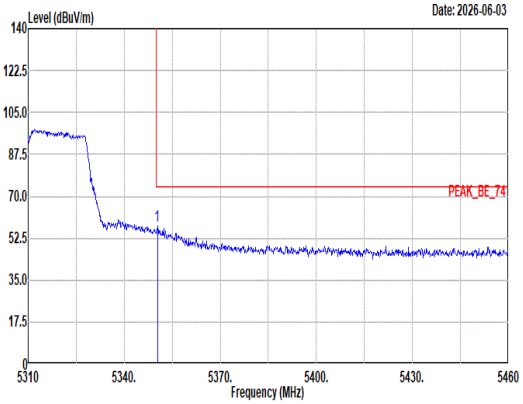 Site : 03CH22-HY Condition: PEAK_BE_74 3m DRH18-E_LE2C04A18EN_260520 VERTICAL : RBW:1000.000kHz VBW:3000.000kHz SWT:Auto Freq Level Limit Line Margin Read Level Ant Factor Cable Loss Preamp Factor Aux Factor APos TPos Remark MHz dBuV/m dBuV/m dB dBuV dB/m dB dB dB cm deg 1 5350.35 57.36 74.00 -16.64 45.99 32.40 12.23 34.16 0.90 100 256 Peak	Blank
Avg	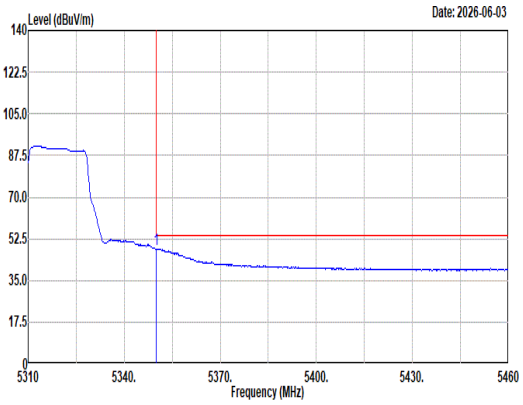 Site : 03CH22-HY Condition: AVG_BE_54 3m DRH18-E_LE2C04A18EN_260520 VERTICAL : RBW:1000.000kHz VBW:1.100kHz SWT:Auto Freq Level Limit Line Margin Read Level Ant Factor Cable Loss Preamp Factor Aux Factor APos TPos Remark MHz dBuV/m dBuV/m dB dBuV dB/m dB dB dB cm deg 1 5350.05 48.29 54.00 -5.71 36.92 32.40 12.23 34.16 0.90 100 256 Average	Blank

Mode	22	
	Harmonic	
	U-NII-2A_5.25-5.35_802.11n HT40_CH62_5310MHz	
ANT	6	
Pol.	Horizontal	Vertical
Peak Avg	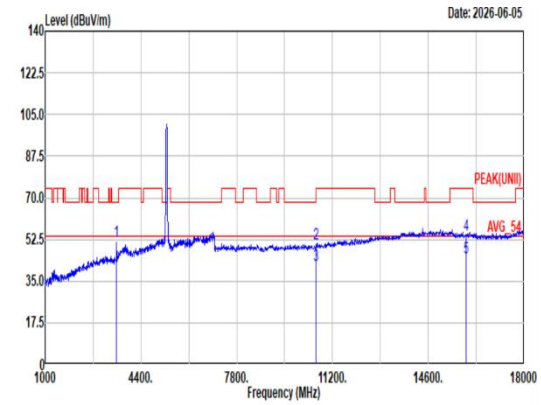 Site : 03CH22-HY Condition: PEAK(UNII) 3m DRH18-E_LE2C04A18EN_260520 HORIZONTAL Freq Level Limit Line Margin Read Level Ant Factor Cable Loss Preamp Factor Aux Factor APos TPos Remark MHz dBuV/m dBuV/m dB dBuV dB/m dB dB dB cm deg 1 3538.00 51.86 68.20 -16.34 45.11 29.23 9.98 33.32 0.86 111 309 Peak 2 10620.00 50.46 74.00 -23.54 34.08 37.58 17.06 39.56 1.30 129 148 Peak 3 10620.00 41.82 54.00 -12.18 25.44 37.58 17.06 39.56 1.30 129 148 Average 4 15930.00 54.45 74.00 -19.55 35.16 41.48 21.04 45.23 2.00 -- -- Peak 5 15930.00 44.96 54.00 -9.04 25.67 41.48 21.04 45.23 2.00 -- -- Average	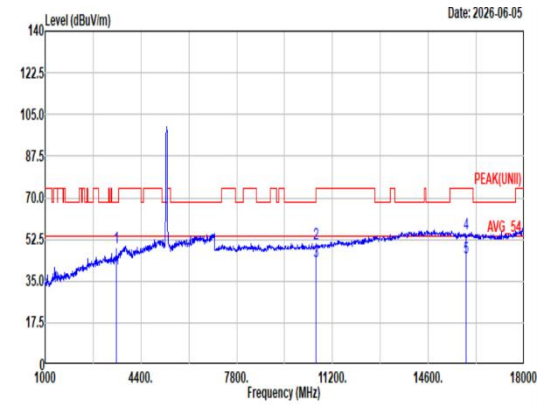 Site : 03CH22-HY Condition: PEAK(UNII) 3m DRH18-E_LE2C04A18EN_260520 VERTICAL Freq Level Limit Line Margin Read Level Ant Factor Cable Loss Preamp Factor Aux Factor APos TPos Remark MHz dBuV/m dBuV/m dB dBuV dB/m dB dB dB cm deg 1 3538.00 49.21 68.20 -18.99 42.46 29.23 9.98 33.32 0.86 400 280 Peak 2 10620.00 50.98 74.00 -23.02 34.60 37.58 17.06 39.56 1.30 100 63 Peak 3 10620.00 43.07 54.00 -10.93 26.69 37.58 17.06 39.56 1.30 100 63 Average 4 15930.00 54.95 74.00 -19.05 35.66 41.48 21.04 45.23 2.00 -- -- Peak 5 15930.00 45.04 54.00 -8.96 25.75 41.48 21.04 45.23 2.00 -- -- Average