Mode	38	
	Band Edge - R	
	U-NII-3_5.725-5.85_802.11n HT20_CH157_5785MHz	
ANT	6	
Pol.	Horizontal	Fundamental
Peak	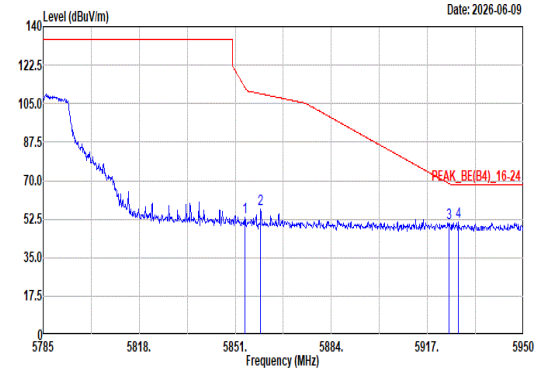 Site : 03CH22-HY Condition: PEAK_BE(B4)_16-24 3m DRH18-E_LE2C04A18EN_260520 HORIZONTAL : RBW:1000.000kHz VBW:3000.000kHz SWT:Auto	Blank

	Freq	Level	Limit Line	Margin	Read Level	Ant Factor	Cable Loss	Preamp Factor	Aux Factor	APos	TPos	Remark
	MHz	dBuV/m	dBuV/m	dB	dBuV	dB/m	dB	dB	dB	cm	deg	
1	5854.30	53.32	112.40	-59.08	40.32	34.00	12.61	34.74	1.13	101	73	Peak
2	5859.75	57.06	109.47	-52.41	44.07	34.00	12.61	34.74	1.12	101	73	Peak
3	5924.43	50.60	68.62	-18.02	37.58	34.05	12.73	34.80	1.04	101	73	Peak
4	5927.56	51.39	68.20	-16.81	38.37	34.06	12.73	34.80	1.03	101	73	Peak

Mode	38
	Band Edge - L
	U-NII-3_5.725-5.85_802.11n HT20_CH157_5785MHz
ANT	6

Pol.	Vertical	Fundamental
Peak	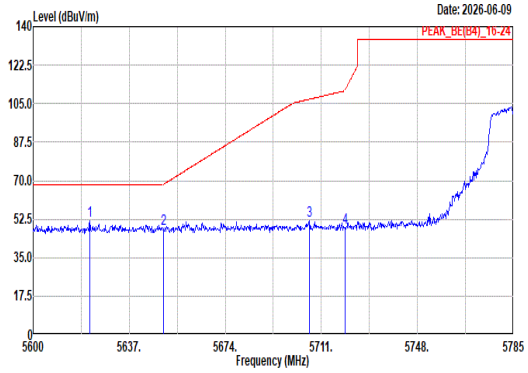 Site : 03CH22-HY Condition: PEAK_BE(B4)_16-24 3m DRH18-E_LE2C04A18EN_260520 VERTICAL : RBW:1000.000kHz VBW:3000.000kHz SWT:Auto Freq Level Limit Line Margin Read Level Ant Factor Cable Loss Preamp Factor Aux Factor APos TPos Remark MHz dBuV/m dBuV/m dB dBuV dB/m dB dB dB cm deg 1 5621.83 51.56 68.20 -16.64 39.37 33.40 12.43 34.53 0.89 400 205 Peak 2 5650.14 48.18 68.30 -20.12 35.96 33.40 12.44 34.56 0.94 400 205 Peak 3 5706.38 51.55 106.99 -55.44 38.84 33.81 12.47 34.61 1.04 400 205 Peak 4 5720.07 48.44 110.95 -62.51 35.69 33.84 12.47 34.62 1.06 400 205 Peak	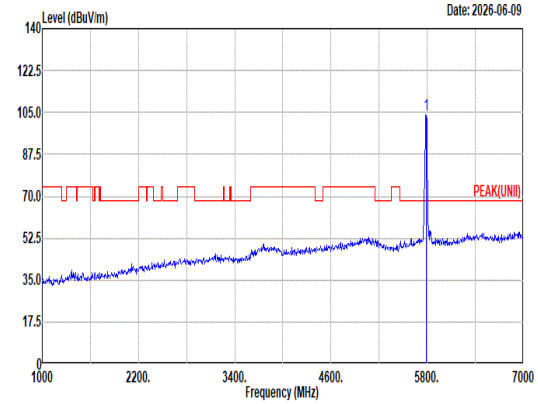 Site : 03CH22-HY Condition: PEAK(UNII) 3m DRH18-E_LE2C04A18EN_260520 VERTICAL : RBW:1000.000kHz VBW:3000.000kHz SWT:Auto Freq Level Limit Line Margin Read Level Ant Factor Cable Loss Preamp Factor Aux Factor APos TPos Remark MHz dBuV/m dBuV/m dB dBuV dB/m dB dB dB cm deg 1 5785.00 104.28 ------ ------ 91.32 33.96 12.50 34.67 1.17 400 205 Peak
Avg	Blank	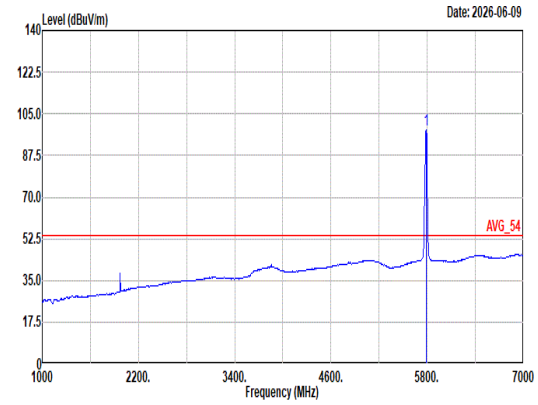 Site : 03CH22-HY Condition: AVG_54 3m DRH18-E_LE2C04A18EN_260520 VERTICAL : RBW:1000.000kHz VBW:0.010kHz SWT:Auto Freq Level Limit Line Margin Read Level Ant Factor Cable Loss Preamp Factor Aux Factor APos TPos Remark MHz dBuV/m dBuV/m dB dBuV dB/m dB dB dB cm deg 1 5785.00 98.07 ------ ------ 85.09 33.98 12.50 34.68 1.18 400 205 Average

Mode	38	
	Band Edge - R	
	U-NII-3_5.725-5.85_802.11n HT20_CH157_5785MHz	
ANT	6	
Pol.	Vertical	Fundamental
Peak	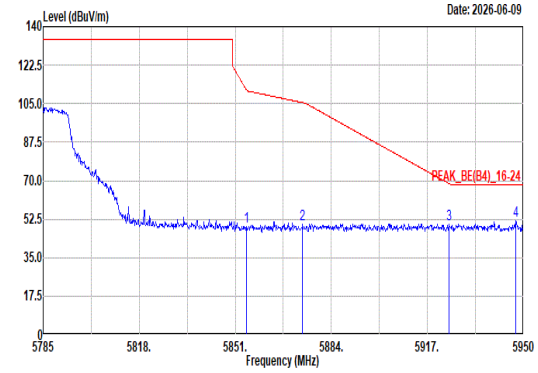 Site : 03CH22-HY Condition: PEAK_BE(B4)_16-24 3m DRH18-E_LE2C04A18EN_260520 VERTICAL : RBW:1000.000kHz VBW:3000.000kHz SWT:Auto Limit Read Ant Cable Preamp Aux APos TPos Freq Level Line Margin Level Factor Loss Factor Factor Remark MHz dBuV/m dBuV/m dB dBuV dB/m dB dB dB cm deg 1 5854.96 48.95 110.89 -61.94 35.95 34.00 12.61 34.74 1.13 400 205 Peak 2 5874.10 50.35 105.45 -55.10 37.37 34.00 12.64 34.76 1.10 400 205 Peak 3 5924.43 49.97 68.62 -18.65 36.95 34.05 12.73 34.80 1.04 400 205 Peak 4 5947.36 51.92 68.20 -16.28 38.87 34.09 12.77 34.82 1.01 400 205 Peak	Blank

Mode	38	
	Harmonic	
	U-NII-3_5.725-5.85_802.11n HT20_CH157_5785MHz	
ANT	6	
Pol.	Horizontal	Vertical
Peak Avg	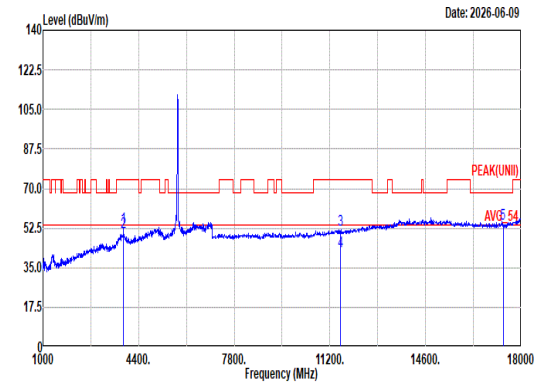 Site : 03CH22-HY Condition: PEAK(UNII) 3m DRH18-E_LE2C04A18EN_260520 HORIZONTAL Freq Level Limit Line Margin Read Level Ant Factor Cable Loss Preamp Factor Aux Factor APos TPos Remark MHz dBuV/m dBuV/m dB dBuV dB/m dB dB dB cm deg 1 3856.00 52.80 74.00 -21.20 44.46 30.71 10.29 33.44 0.78 100 296 Peak 2 3856.00 50.63 54.00 -3.37 42.29 30.71 10.29 33.44 0.78 100 296 Average 3 11570.00 51.79 74.00 -22.21 33.79 39.06 17.86 40.30 1.38 140 162 Peak 4 11570.00 42.47 54.00 -11.53 24.47 39.06 17.86 40.30 1.38 140 162 Average 5 17355.00 54.28 68.20 -13.92 36.47 40.41 22.08 46.60 1.92 -- -- Peak	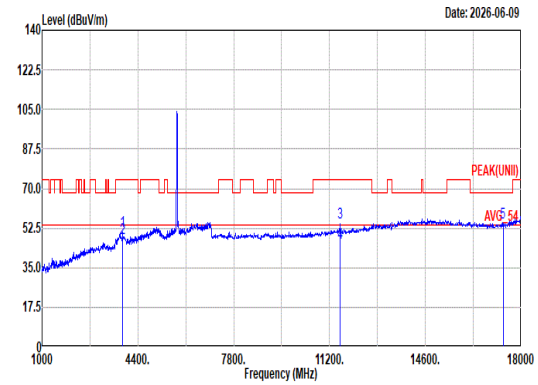 Site : 03CH22-HY Condition: PEAK(UNII) 3m DRH18-E_LE2C04A18EN_260520 VERTICAL Freq Level Limit Line Margin Read Level Ant Factor Cable Loss Preamp Factor Aux Factor APos TPos Remark MHz dBuV/m dBuV/m dB dBuV dB/m dB dB dB cm deg 1 3856.00 51.14 74.00 -22.86 42.80 30.71 10.29 33.44 0.78 362 254 Peak 2 3856.00 48.02 54.00 -5.98 39.68 30.71 10.29 33.44 0.78 362 254 Average 3 11570.00 55.20 74.00 -18.80 37.20 39.06 17.86 40.30 1.38 104 240 Peak 4 11570.00 45.78 54.00 -8.22 27.78 39.06 17.86 40.30 1.38 104 240 Average 5 17355.00 55.06 68.20 -13.14 37.25 40.41 22.08 46.60 1.92 -- -- Peak

Mode	38	
	Harmonic	
	U-NII-3_5.725-5.85_802.11n HT20_CH157_5785MHz	
ANT	6	
Pol.	Horizontal	Vertical
10.6G ~18G Avg	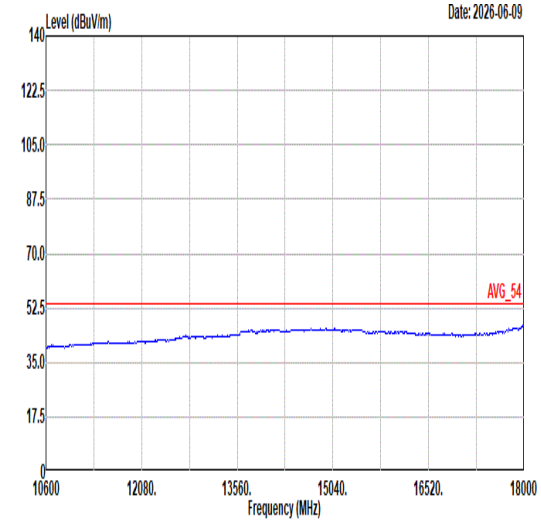 Site : 03CH22-HY Condition: AVG_54 3m DRH18-E_LE2C04A18EN_260520 HORIZONTAL	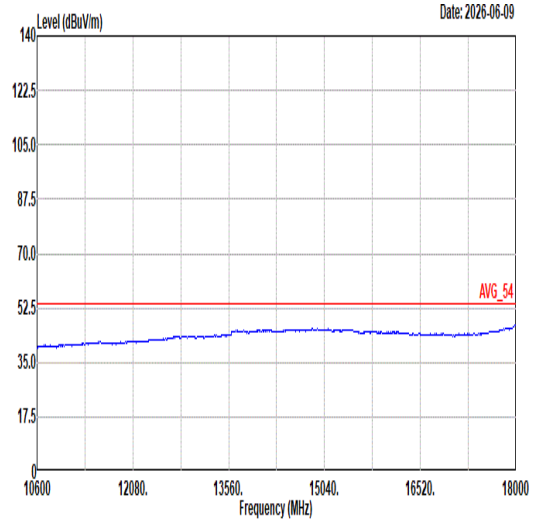 Site : 03CH22-HY Condition: AVG_54 3m DRH18-E_LE2C04A18EN_260520 VERTICAL

Mode	39	
	Band Edge	
	U-NII-3_5.725-5.85_802.11n HT20_CH165_5825MHz	
ANT	6	
Pol.	Horizontal	Fundamental
Peak	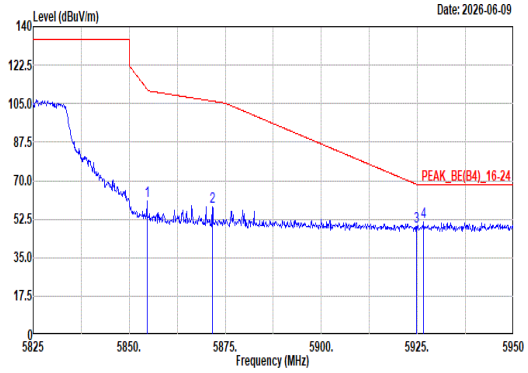 Site : 03CH22-HY Condition: PEAK_BE(B4)_16-24 3m DRH18-E_LE2C04A18EN_260520 HORIZONTAL : RBW:1000.000kHz VBW:3000.000kHz SWT:Auto Freq Level Limit Line Margin Read Level Ant Factor Cable Loss Preamp Factor Aux Factor APos TPos Remark MHz dBuV/m dBuV/m dB dBuV dB/m dB dB dB cm deg 1 5854.63 60.69 111.65 -50.96 47.69 34.00 12.61 34.74 1.13 100 67 Peak 2 5871.63 57.98 106.14 -48.16 44.98 34.00 12.64 34.75 1.11 100 67 Peak 3 5924.75 49.30 68.38 -19.08 36.28 34.05 12.73 34.80 1.04 100 67 Peak 4 5926.63 51.39 68.20 -16.81 38.37 34.05 12.73 34.80 1.04 100 67 Peak	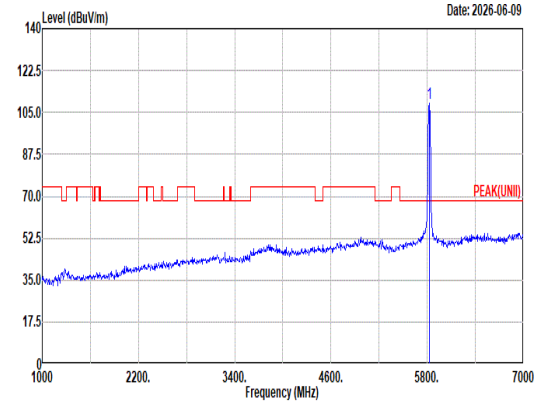 Site : 03CH22-HY Condition: PEAK(UNII) 3m DRH18-E_LE2C04A18EN_260520 HORIZONTAL : RBW:1000.000kHz VBW:3000.000kHz SWT:Auto Freq Level Limit Line Margin Read Level Ant Factor Cable Loss Preamp Factor Aux Factor APos TPos Remark MHz dBuV/m dBuV/m dB dBuV dB/m dB dB dB cm deg 1 5825.00 109.04 ------ ------ 96.03 34.00 12.55 34.71 1.17 100 67 Peak
Avg	Blank	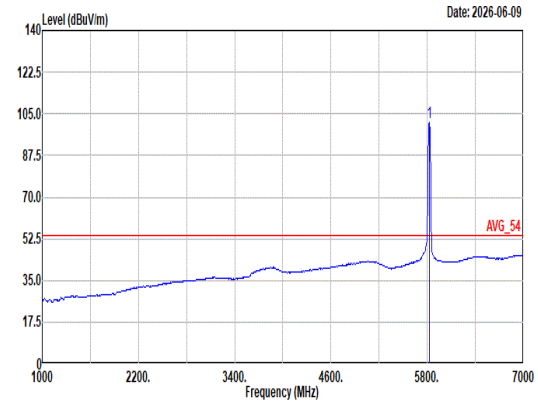 Site : 03CH22-HY Condition: AVG_54 3m DRH18-E_LE2C04A18EN_260520 HORIZONTAL : RBW:1000.000kHz VBW:0.010kHz SWT:Auto Freq Level Limit Line Margin Read Level Ant Factor Cable Loss Preamp Factor Aux Factor APos TPos Remark MHz dBuV/m dBuV/m dB dBuV dB/m dB dB dB cm deg 1 5825.00 101.20 ------ ------ 88.19 34.00 12.55 34.71 1.17 100 67 Average

Mode	39	
	Band Edge	
	U-NII-3_5.725-5.85_802.11n HT20_CH165_5825MHz	
ANT	6	
Pol.	Vertical	Fundamental
Peak	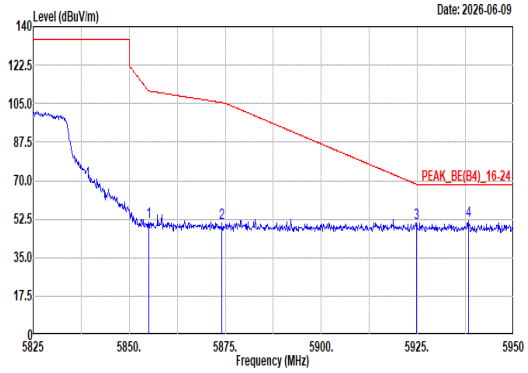 Site : 03CH22-HY Condition: PEAK_BE(B4)_16-24 3m DRH18-E_LE2C04A18EN_260520 VERTICAL : RBW:1000.000kHz VBW:3000.000kHz SWT:Auto Freq Level Limit Line Margin Read Level Ant Factor Cable Loss Preamp Factor Aux Factor APos TPos Remark MHz dBuV/m dBuV/m dB dBuV dB/m dB dB dB cm deg 1 5855.00 51.07 110.80 -59.73 38.07 34.00 12.61 34.74 1.13 396 211 Peak 2 5874.13 50.54 105.44 -54.90 37.56 34.00 12.64 34.76 1.10 396 211 Peak 3 5924.75 50.82 68.38 -17.56 37.80 34.05 12.73 34.80 1.04 396 211 Peak 4 5938.38 51.56 68.20 -16.64 38.52 34.08 12.75 34.81 1.02 396 211 Peak	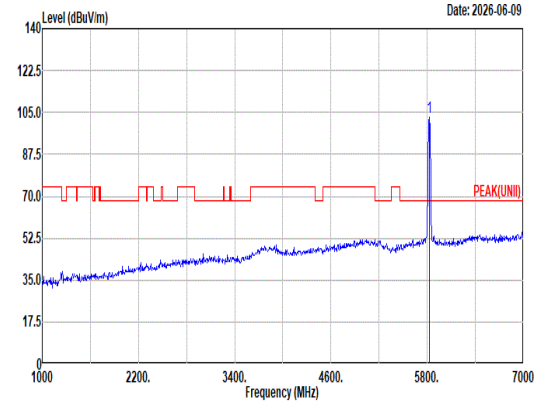 Site : 03CH22-HY Condition: PEAK(UNII) 3m DRH18-E_LE2C04A18EN_260520 VERTICAL : RBW:1000.000kHz VBW:3000.000kHz SWT:Auto Freq Level Limit Line Margin Read Level Ant Factor Cable Loss Preamp Factor Aux Factor APos TPos Remark MHz dBuV/m dBuV/m dB dBuV dB/m dB dB dB cm deg 1 5825.00 103.16 ------ ------ 90.15 34.00 12.55 34.71 1.17 396 211 Peak
Avg	Blank	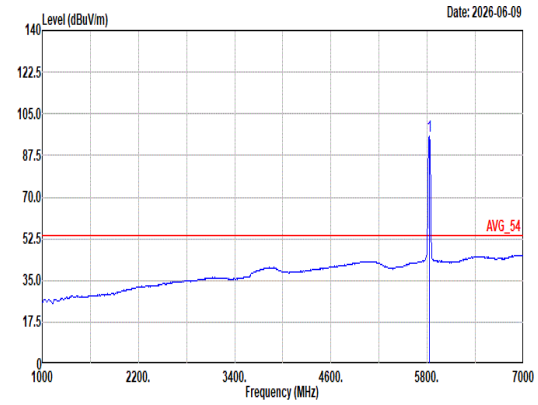 Site : 03CH22-HY Condition: AVG_54 3m DRH18-E_LE2C04A18EN_260520 VERTICAL : RBW:1000.000kHz VBW:0.010kHz SWT:Auto Freq Level Limit Line Margin Read Level Ant Factor Cable Loss Preamp Factor Aux Factor APos TPos Remark MHz dBuV/m dBuV/m dB dBuV dB/m dB dB dB cm deg 1 5825.00 95.83 ------ ------ 82.82 34.00 12.55 34.71 1.17 396 211 Average

Mode	39	
	Harmonic	
	U-NII-3_5.725-5.85_802.11n HT20_CH165_5825MHz	
ANT	6	
Pol.	Horizontal	Vertical
Peak Avg	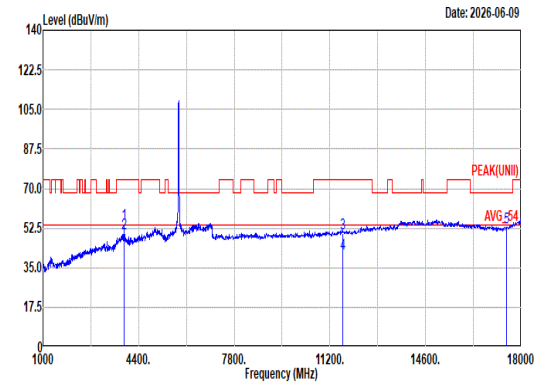 Site : 03CH22-HY Condition: PEAK(UNII) 3m DRH18-E_LE2C04A18EN_260520 HORIZONTAL Freq Level Limit Line Margin Read Level Ant Factor Cable Loss Preamp Factor Aux Factor APos TPos Remark MHz dBuV/m dBuV/m dB dBuV dB/m dB dB dB cm deg 1 3880.00 54.64 74.00 -19.36 46.23 30.76 10.31 33.45 0.79 100 297 Peak 2 3880.00 50.34 54.00 -3.66 41.93 30.76 10.31 33.45 0.79 100 297 Average 3 11650.00 50.07 74.00 -23.93 32.23 38.90 17.93 40.37 1.38 111 154 Peak 4 11650.00 41.24 54.00 -12.76 23.40 38.90 17.93 40.37 1.38 111 154 Average 5 17475.00 52.92 68.20 -15.28 34.94 40.60 22.19 46.72 1.91 -- -- Peak	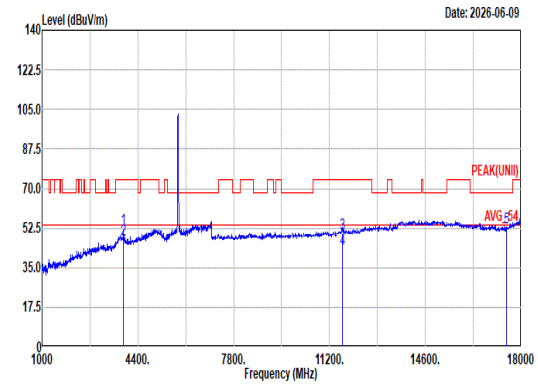 Site : 03CH22-HY Condition: PEAK(UNII) 3m DRH18-E_LE2C04A18EN_260520 VERTICAL Freq Level Limit Line Margin Read Level Ant Factor Cable Loss Preamp Factor Aux Factor APos TPos Remark MHz dBuV/m dBuV/m dB dBuV dB/m dB dB dB cm deg 1 3880.00 52.15 74.00 -21.85 43.74 30.76 10.31 33.45 0.79 303 254 Peak 2 3880.00 47.53 54.00 -6.47 39.12 30.76 10.31 33.45 0.79 303 254 Average 3 11650.00 50.10 74.00 -23.90 32.26 38.90 17.93 40.37 1.38 118 241 Peak 4 11650.00 43.23 54.00 -10.77 25.39 38.90 17.93 40.37 1.38 118 241 Average 5 17475.00 53.00 68.20 -15.20 35.02 40.60 22.19 46.72 1.91 -- -- Peak

Mode	39	
	Harmonic	
	U-NII-3_5.725-5.85_802.11n HT20_CH165_5825MHz	
ANT	6	
Pol.	Horizontal	Vertical
10.6G ~18G Avg	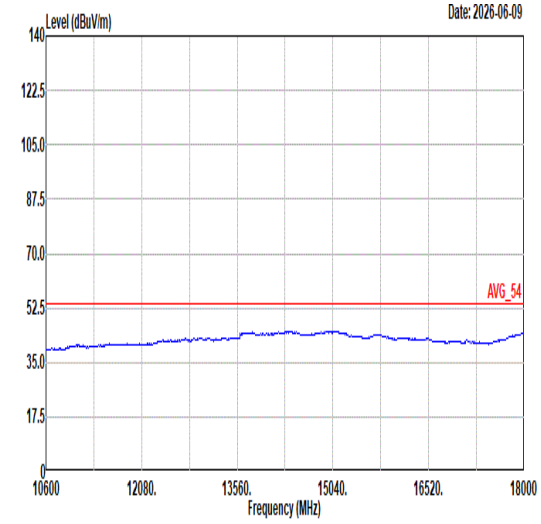	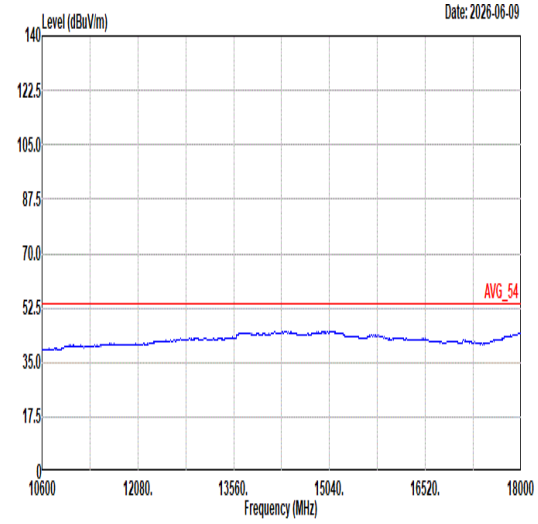

Mode	40	
	Band Edge - L	
	U-NII-3_5.725-5.85_802.11n HT40_CH151_5755MHz	
ANT	6	
Pol.	Horizontal	Fundamental
Peak	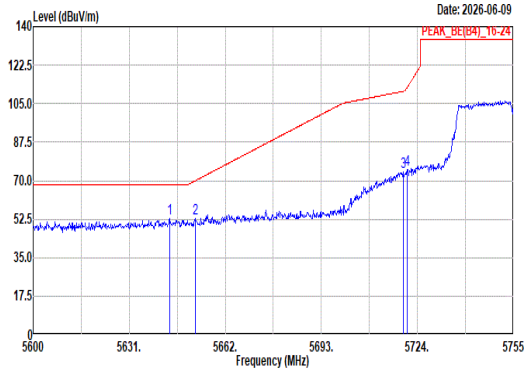 Site : 03CH22-HY Condition: PEAK_BE(B4)_16-24 3m DRH18-E_LE2C04A18EN_260520 HORIZONTAL : RBW:1000.000kHz VBW:3000.000kHz SWT:Auto Freq Level Limit Line Margin Read Level Ant Factor Cable Loss Preamp Factor Aux Factor APos TPos Remark MHz dBuV/m dBuV/m dB dBuV dB/m dB dB dB cm deg 1 5644.02 52.60 68.20 -15.60 40.38 33.40 12.44 34.55 0.93 100 61 Peak 2 5652.24 52.59 69.86 -17.27 40.35 33.42 12.44 34.56 0.94 100 61 Peak 3 5719.35 74.05 110.62 -36.57 61.30 33.84 12.47 34.62 1.06 100 61 Peak 4 5720.59 74.98 112.15 -37.17 62.23 33.84 12.47 34.62 1.06 100 61 Peak	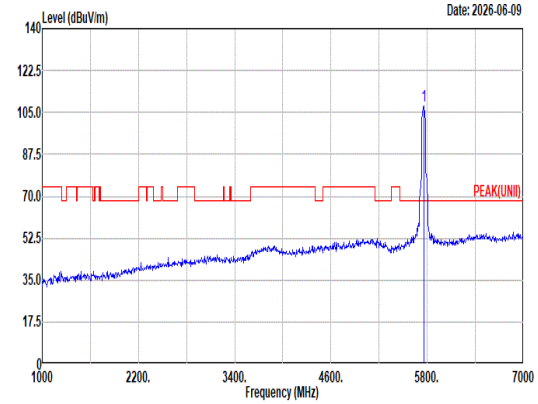 Site : 03CH22-HY Condition: PEAK(UNII) 3m DRH18-E_LE2C04A18EN_260520 HORIZONTAL : RBW:1000.000kHz VBW:3000.000kHz SWT:Auto Freq Level Limit Line Margin Read Level Ant Factor Cable Loss Preamp Factor Aux Factor APos TPos Remark MHz dBuV/m dBuV/m dB dBuV dB/m dB dB dB cm deg 1 5755.00 107.96 ------ ------ 95.07 33.92 12.49 34.65 1.13 100 61 Peak
Avg	Blank	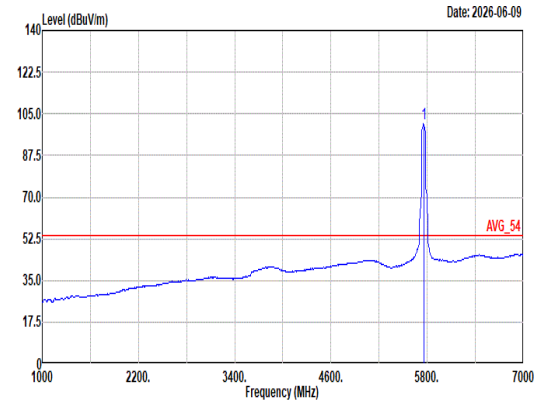 Site : 03CH22-HY Condition: AVG_54 3m DRH18-E_LE2C04A18EN_260520 HORIZONTAL : RBW:1000.000kHz VBW:1.100kHz SWT:Auto Freq Level Limit Line Margin Read Level Ant Factor Cable Loss Preamp Factor Aux Factor APos TPos Remark MHz dBuV/m dBuV/m dB dBuV dB/m dB dB dB cm deg 1 5755.00 100.71 ------ ------ 87.85 33.90 12.49 34.65 1.12 100 61 Average

Mode	40	
	Band Edge - R	
	U-NII-3_5.725-5.85_802.11n HT40_CH151_5755MHz	
ANT	6	
Pol.	Horizontal	Fundamental
Peak	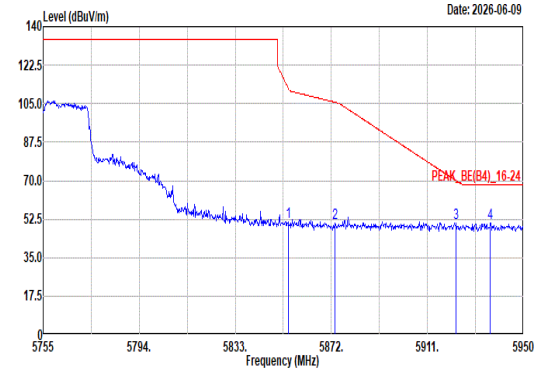 Site : 03CH22-HY Condition: PEAK_BE(B4)_16-24 3m DRH18-E_LE2C04A18EN_260520 HORIZONTAL : RBW:1000.000kHz VBW:3000.000kHz SWT:Auto Limit Read Ant Cable Preamp Aux APos TPos Freq Level Line Margin Level Factor Loss Factor Factor Remark MHz dBuV/m dBuV/m dB dBuV dB/m dB dB dB cm deg 1 5854.45 51.19 112.05 -60.86 38.19 34.00 12.61 34.74 1.13 100 61 Peak 2 5873.56 50.58 105.60 -55.02 37.60 34.00 12.64 34.76 1.10 100 61 Peak 3 5922.70 50.81 69.90 -19.09 37.80 34.05 12.72 34.80 1.04 100 61 Peak 4 5936.55 50.55 68.20 -17.65 37.52 34.07 12.75 34.81 1.02 100 61 Peak	Blank

Mode	40	
	Band Edge - L	
	U-NII-3_5.725-5.85_802.11n HT40_CH151_5755MHz	
ANT	6	
Pol.	Vertical	Fundamental
Peak	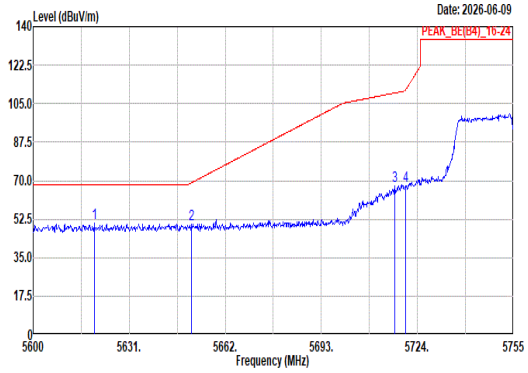 Site : 03CH22-HY Condition: PEAK_BE(B4)_16-24 3m DRH18-E_LE2C04A18EN_260520 VERTICAL : RBW:1000.000kHz VBW:3000.000kHz SWT:Auto Freq Level Limit Line Margin Read Level Ant Factor Cable Loss Preamp Factor Aux Factor APos TPos Remark MHz dBuV/m dBuV/m dB dBuV dB/m dB dB dB cm deg 1 5619.69 50.51 68.20 -17.69 38.33 33.40 12.43 34.53 0.88 317 254 Peak 2 5651.00 49.98 68.94 -18.96 37.75 33.41 12.44 34.56 0.94 317 254 Peak 3 5716.72 67.71 109.88 -42.17 54.98 33.83 12.47 34.62 1.05 317 254 Peak 4 5720.28 67.40 111.44 -44.04 54.65 33.84 12.47 34.62 1.06 317 254 Peak	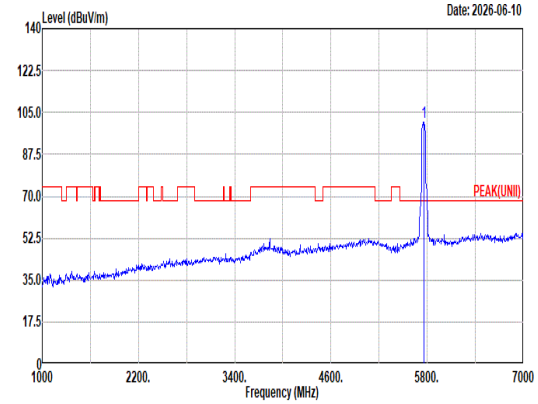 Site : 03CH22-HY Condition: PEAK(UNII) 3m DRH18-E_LE2C04A18EN_260520 VERTICAL : RBW:1000.000kHz VBW:3000.000kHz SWT:Auto Freq Level Limit Line Margin Read Level Ant Factor Cable Loss Preamp Factor Aux Factor APos TPos Remark MHz dBuV/m dBuV/m dB dBuV dB/m dB dB dB cm deg 1 5755.00 100.81 ------ ------ 87.95 33.90 12.49 34.65 1.12 317 254 Peak
Avg	Blank	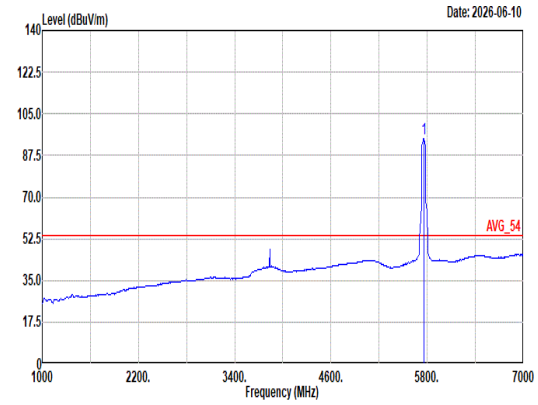 Site : 03CH22-HY Condition: AVG_54 3m DRH18-E_LE2C04A18EN_260520 VERTICAL : RBW:1000.000kHz VBW:1.100kHz SWT:Auto Freq Level Limit Line Margin Read Level Ant Factor Cable Loss Preamp Factor Aux Factor APos TPos Remark MHz dBuV/m dBuV/m dB dBuV dB/m dB dB dB cm deg 1 5755.00 94.65 ------ ------ 81.76 33.92 12.49 34.65 1.13 317 254 Average

Mode	40	
	Band Edge - R	
	U-NII-3_5.725-5.85_802.11n HT40_CH151_5755MHz	
ANT	6	
Pol.	Vertical	Fundamental
Peak	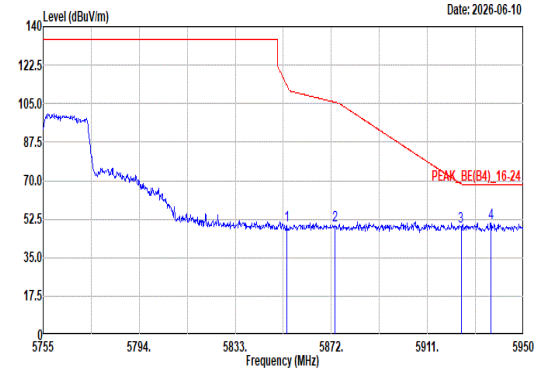 Site : 03CH22-HY Condition: PEAK_BE(B4)_16-24 3m DRH18-E_LE2C04A18EN_260520 VERTICAL : RBW:1000.000kHz VBW:3000.000kHz SWT:Auto Limit Read Ant Cable Preamp Aux APos TPos Freq Level Line Margin Level Factor Loss Factor Factor Remark MHz dBuV/m dBuV/m dB dBuV dB/m dB dB dB cm deg 1 5854.06 49.92 112.94 -63.02 36.93 34.00 12.60 34.74 1.13 317 254 Peak 2 5873.37 49.50 105.66 -56.16 36.52 34.00 12.64 34.76 1.10 317 254 Peak 3 5924.65 49.24 68.46 -19.22 36.22 34.05 12.73 34.80 1.04 317 254 Peak 4 5936.74 50.61 68.20 -17.59 37.58 34.07 12.75 34.81 1.02 317 254 Peak	Blank

Mode	40	
	Harmonic	
	U-NII-3_5.725-5.85_802.11n HT40_CH151_5755MHz	
ANT	6	
Pol.	Horizontal	Vertical
Peak Avg	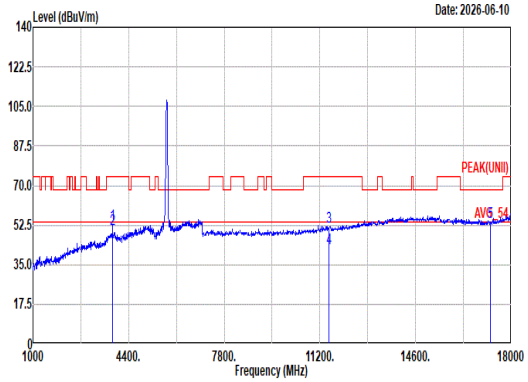 Site : 03CH22-HY Condition: PEAK(UNII) 3m DRH18-E_LE2C04A18EN_260520 HORIZONTAL 1 3838.00 52.97 74.00 -21.03 44.72 30.63 10.28 33.44 0.78 108 313 Peak 2 3838.00 50.64 54.00 -3.36 42.39 30.63 10.28 33.44 0.78 108 313 Average 3 11510.00 51.86 74.00 -22.14 33.97 38.94 17.82 40.24 1.37 -- -- Peak 4 11510.00 42.30 54.00 -11.70 24.41 38.94 17.82 40.24 1.37 -- -- Average 5 17265.00 54.08 68.20 -14.12 36.27 40.40 22.00 46.52 1.93 -- -- Peak	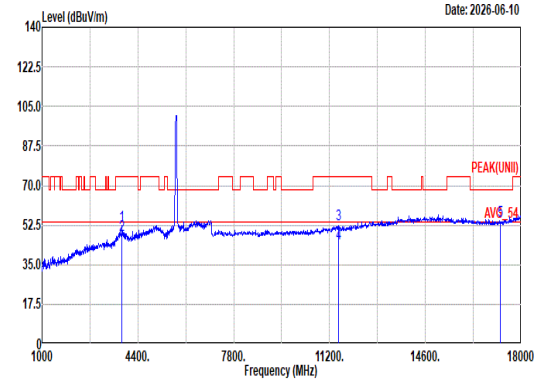 Site : 03CH22-HY Condition: PEAK(UNII) 3m DRH18-E_LE2C04A18EN_260520 VERTICAL 1 3838.00 52.09 74.00 -21.91 43.84 30.63 10.28 33.44 0.78 371 253 Peak 2 3838.00 48.10 54.00 -5.90 39.85 30.63 10.28 33.44 0.78 371 253 Average 3 11510.00 52.90 74.00 -21.10 35.01 38.94 17.82 40.24 1.37 104 238 Peak 4 11510.00 44.54 54.00 -9.46 26.65 38.94 17.82 40.24 1.37 104 238 Average 5 17265.00 54.58 68.20 -13.62 36.77 40.40 22.00 46.52 1.93 -- -- Peak

Mode	40	
	Harmonic	
	U-NII-3_5.725-5.85_802.11n HT40_CH151_5755MHz	
ANT	6	
Pol.	Horizontal	Vertical
10.6G ~18G Avg	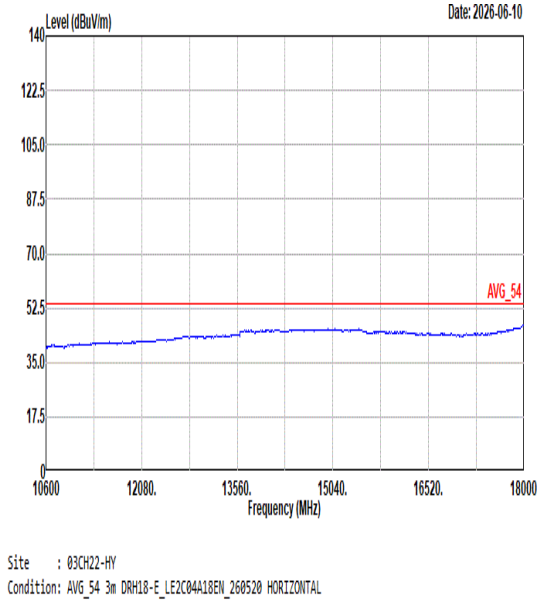	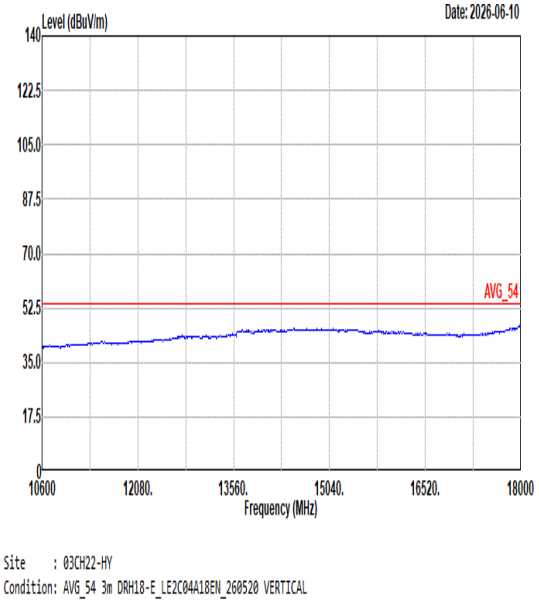

Mode	41	
	Band Edge - L	
	U-NII-3_5.725-5.85_802.11n HT40_CH159_5795MHz	
ANT	6	
Pol.	Horizontal	Fundamental
Peak	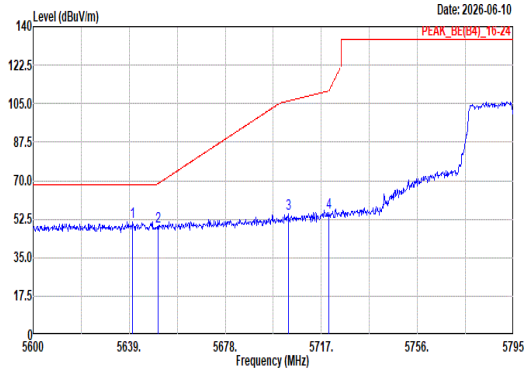 Site : 03CH22-HY Condition: PEAK_BE(B4)_16-24 3m DRH18-E_LE2C04A18EN_260520 HORIZONTAL : RBW:1000.000kHz VBW:3000.000kHz SWT:Auto Freq Level Limit Line Margin Read Level Ant Factor Cable Loss Preamp Factor Aux Factor APos TPos Remark MHz dBuV/m dBuV/m dB dBuV dB/m dB dB dB cm deg 1 5640.37 51.51 68.20 -16.69 39.30 33.40 12.44 34.55 0.92 100 74 Peak 2 5650.70 49.16 68.72 -19.56 36.93 33.41 12.44 34.56 0.94 100 74 Peak 3 5703.74 54.83 106.25 -51.42 42.12 33.81 12.47 34.60 1.03 100 74 Peak 4 5720.12 55.40 111.07 -55.67 42.65 33.84 12.47 34.62 1.06 100 74 Peak	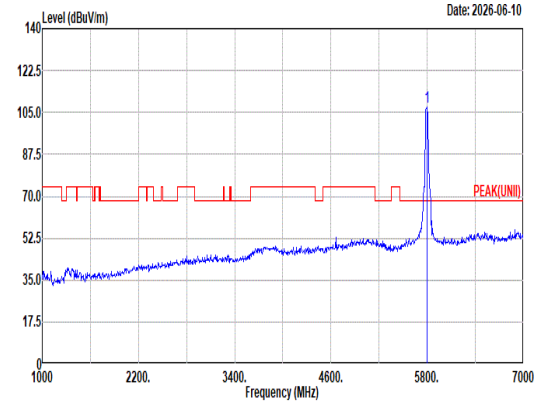 Site : 03CH22-HY Condition: PEAK(UNII) 3m DRH18-E_LE2C04A18EN_260520 HORIZONTAL : RBW:1000.000kHz VBW:3000.000kHz SWT:Auto Freq Level Limit Line Margin Read Level Ant Factor Cable Loss Preamp Factor Aux Factor APos TPos Remark MHz dBuV/m dBuV/m dB dBuV dB/m dB dB dB cm deg 1 5795.00 107.41 ------ ------ 94.39 34.00 12.51 34.69 1.20 100 74 Peak
Avg	Blank	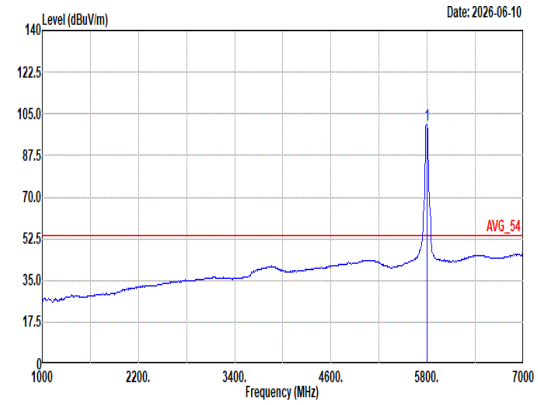 Site : 03CH22-HY Condition: AVG_54 3m DRH18-E_LE2C04A18EN_260520 HORIZONTAL : RBW:1000.000kHz VBW:1.100kHz SWT:Auto Freq Level Limit Line Margin Read Level Ant Factor Cable Loss Preamp Factor Aux Factor APos TPos Remark MHz dBuV/m dBuV/m dB dBuV dB/m dB dB dB cm deg 1 5795.00 100.38 ------ ------ 87.37 33.99 12.51 34.68 1.19 100 74 Average

Mode	41	
	Band Edge - R	
	U-NII-3_5.725-5.85_802.11n HT40_CH159_5795MHz	
ANT	6	
Pol.	Horizontal	Fundamental
Peak	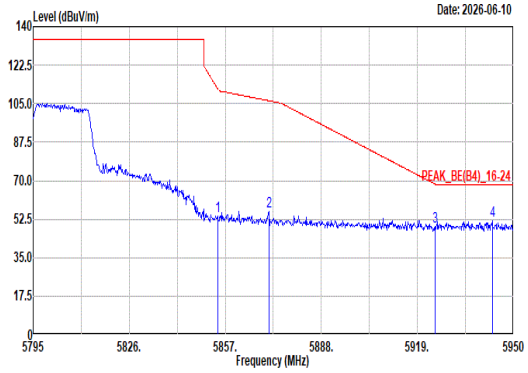 Site : 03CH22-HY Condition: PEAK_BE(B4)_16-24 3m DRH18-E_LE2C04A18EN_260520 HORIZONTAL : RBW:1000.000kHz VBW:3000.000kHz SWT:Auto Limit Read Ant Cable Preamp Aux APos TPos Freq Level Line Margin Level Factor Loss Factor Factor Remark MHz dBuV/m dBuV/m dB dBuV dB/m dB dB dB cm deg 1 5854.52 54.09 111.89 -57.80 41.09 34.00 12.61 34.74 1.13 100 74 Peak 2 5871.11 55.90 106.29 -50.39 42.91 34.00 12.63 34.75 1.11 100 74 Peak 3 5924.74 49.04 68.40 -19.36 36.02 34.05 12.73 34.80 1.04 100 74 Peak 4 5943.18 51.58 68.20 -16.62 38.54 34.09 12.76 34.82 1.01 100 74 Peak	Blank

Mode	41
	Band Edge - L
	U-NII-3_5.725-5.85_802.11n HT40_CH159_5795MHz
ANT	6

Pol.	Vertical	Fundamental
Peak	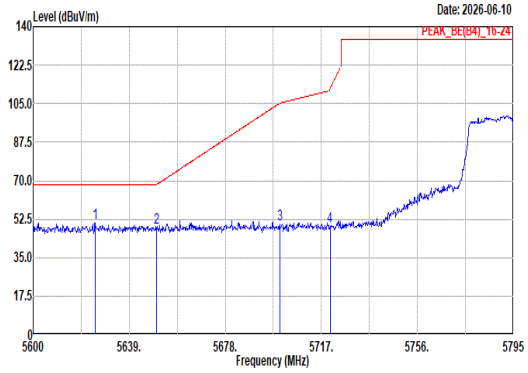 Site : 03CH22-HY Condition: PEAK_BE(B4)_16-24 3m DRH18-E_LE2C04A18EN_260520 VERTICAL : RBW:1000.000kHz VBW:3000.000kHz SWT:Auto Freq Level Limit Line Margin Read Level Ant Factor Cable Loss Preamp Factor Aux Factor APos TPos Remark MHz dBuV/m dBuV/m dB dBuV dB/m dB dB dB cm deg 1 5625.16 50.63 68.20 -17.57 38.44 33.40 12.43 34.53 0.89 400 203 Peak 2 5650.12 48.78 68.29 -19.51 36.56 33.40 12.44 34.56 0.94 400 203 Peak 3 5700.04 50.03 105.21 -55.18 37.33 33.80 12.47 34.60 1.03 400 203 Peak 4 5720.51 49.11 111.96 -62.85 36.36 33.84 12.47 34.62 1.06 400 203 Peak	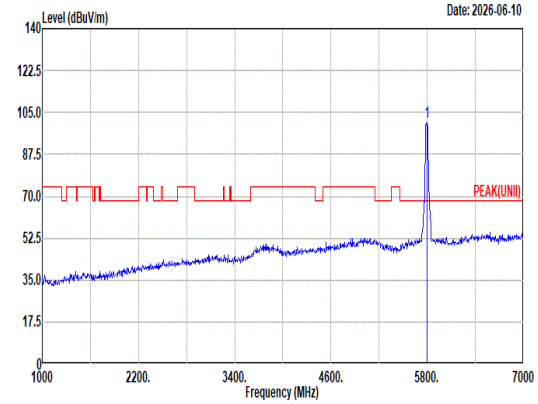 Site : 03CH22-HY Condition: PEAK(UNII) 3m DRH18-E_LE2C04A18EN_260520 VERTICAL : RBW:1000.000kHz VBW:3000.000kHz SWT:Auto Freq Level Limit Line Margin Read Level Ant Factor Cable Loss Preamp Factor Aux Factor APos TPos Remark MHz dBuV/m dBuV/m dB dBuV dB/m dB dB dB cm deg 1 5795.00 100.67 ------ ------ 87.66 33.99 12.51 34.68 1.19 400 203 Peak
Avg	Blank	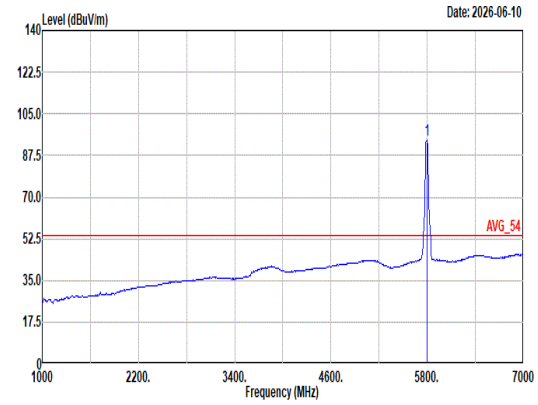 Site : 03CH22-HY Condition: AVG_54 3m DRH18-E_LE2C04A18EN_260520 VERTICAL : RBW:1000.000kHz VBW:1.100kHz SWT:Auto Freq Level Limit Line Margin Read Level Ant Factor Cable Loss Preamp Factor Aux Factor APos TPos Remark MHz dBuV/m dBuV/m dB dBuV dB/m dB dB dB cm deg 1 5795.00 93.89 ------ ------ 80.88 33.99 12.51 34.68 1.19 400 203 Average

Mode	41	
	Band Edge - R	
	U-NII-3_5.725-5.85_802.11n HT40_CH159_5795MHz	
ANT	6	
Pol.	Vertical	Fundamental
Peak	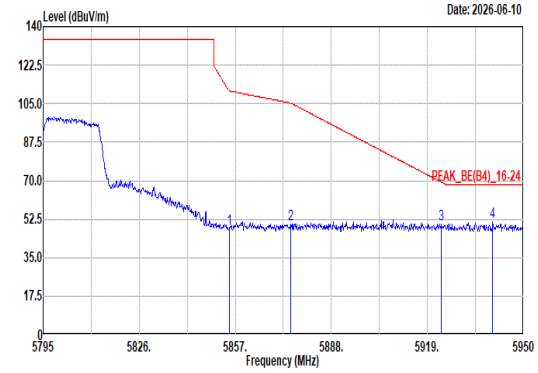 Site : 03CH22-HY Condition: PEAK_BE(B4)_16-24 3m DRH18-E_LE2C04A18EN_260520 VERTICAL : RBW:1000.000kHz VBW:3000.000kHz SWT:Auto Limit Read Ant Cable Preamp Aux APos TPos Freq Level Line Margin Level Factor Loss Factor Factor Remark MHz dBuV/m dBuV/m dB dBuV dB/m dB dB dB cm deg 1 5854.99 48.28 110.83 -62.55 35.28 34.00 12.61 34.74 1.13 400 203 Peak 2 5874.83 50.17 105.25 -55.08 37.19 34.00 12.64 34.76 1.10 400 203 Peak 3 5923.50 50.42 69.31 -18.89 37.40 34.05 12.73 34.80 1.04 400 203 Peak 4 5940.08 51.20 68.20 -17.00 38.16 34.08 12.76 34.82 1.02 400 203 Peak	Blank

Mode	41	
	Harmonic	
	U-NII-3_5.725-5.85_802.11n HT40_CH159_5795MHz	
ANT	6	
Pol.	Horizontal	Vertical
Peak Avg	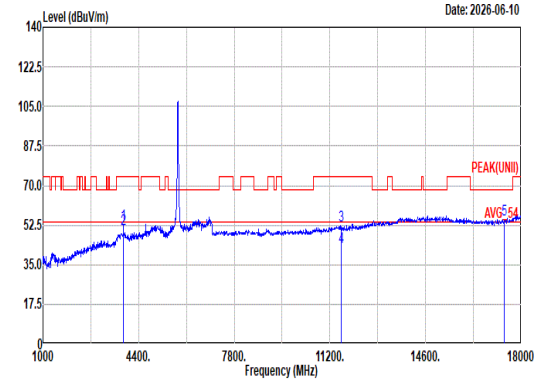 Site : 03CH22-HY Condition: PEAK(UNII) 3m DRH18-E_LE2C04A18EN_260520 HORIZONTAL Freq Level Limit Line Margin Read Level Ant Factor Cable Loss Preamp Factor Aux Factor APos TPos Remark MHz dBuV/m dBuV/m dB dBuV dB/m dB dB dB cm deg 1 3862.00 52.71 74.00 -21.29 44.35 30.72 10.30 33.44 0.78 100 297 Peak 2 3862.00 50.82 54.00 -3.18 42.46 30.72 10.30 33.44 0.78 100 297 Average 3 11590.00 52.21 74.00 -21.79 34.24 39.02 17.88 40.31 1.38 -- -- Peak 4 11590.00 42.53 54.00 -11.47 24.56 39.02 17.88 40.31 1.38 -- -- Average 5 17385.00 54.86 68.20 -13.34 36.99 40.47 22.11 46.63 1.92 -- -- Peak	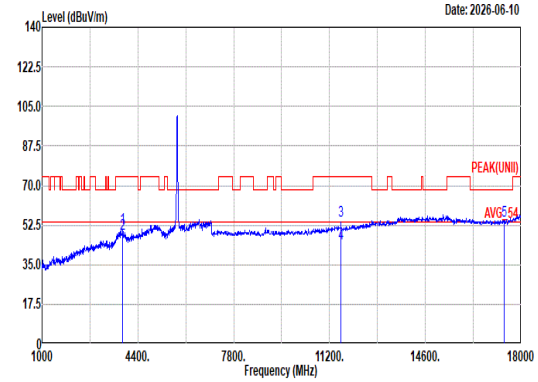 Site : 03CH22-HY Condition: PEAK(UNII) 3m DRH18-E_LE2C04A18EN_260520 VERTICAL Freq Level Limit Line Margin Read Level Ant Factor Cable Loss Preamp Factor Aux Factor APos TPos Remark MHz dBuV/m dBuV/m dB dBuV dB/m dB dB dB cm deg 1 3862.00 51.10 74.00 -22.90 42.74 30.72 10.30 33.44 0.78 307 255 Peak 2 3862.00 48.43 54.00 -5.57 40.07 30.72 10.30 33.44 0.78 307 255 Average 3 11590.00 54.26 74.00 -19.74 36.29 39.02 17.88 40.31 1.38 114 240 Peak 4 11590.00 44.54 54.00 -9.46 26.57 39.02 17.88 40.31 1.38 114 240 Average 5 17385.00 54.60 68.20 -13.60 36.73 40.47 22.11 46.63 1.92 -- -- Peak

Mode	41	
	Harmonic	
	U-NII-3_5.725-5.85_802.11n HT40_CH159_5795MHz	
ANT	6	
Pol.	Horizontal	Vertical
10.6G ~18G Avg	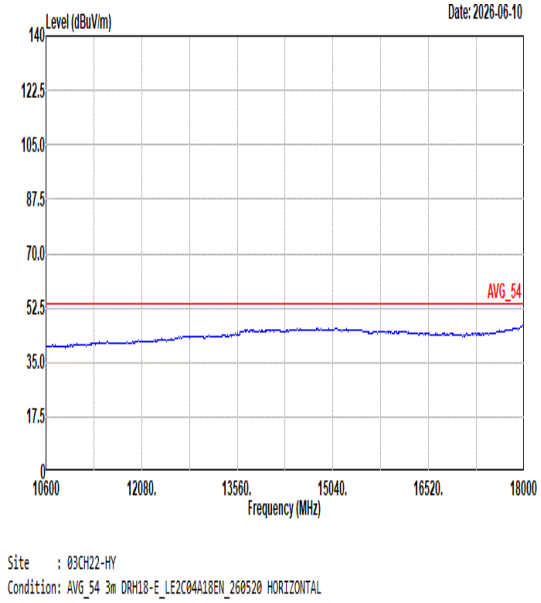	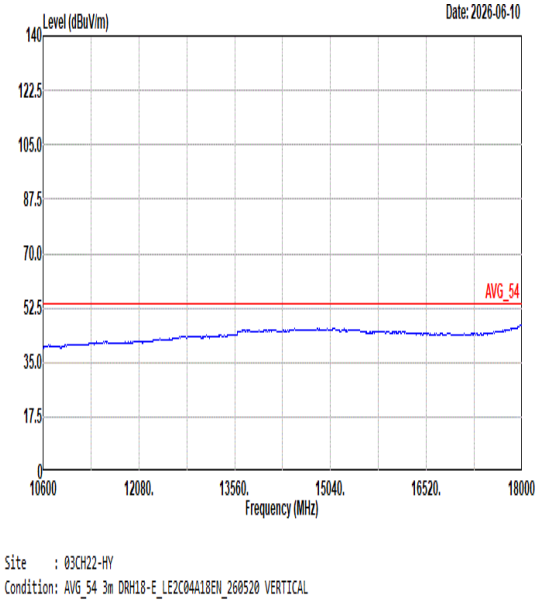

Mode	42
	Band Edge - L
	U-NII-3_5.725-5.85_802.11ac VHT80_CH155_5775MHz
ANT	6

Pol.	Horizontal	Fundamental
Peak	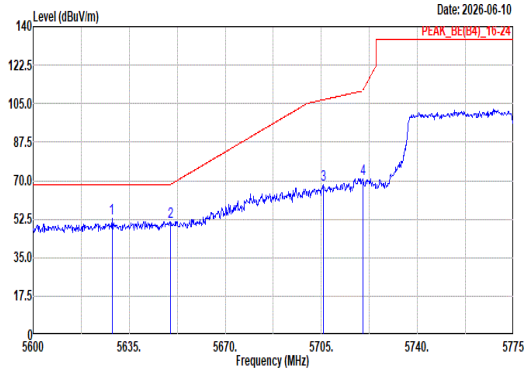 Site : 03CH22-HY Condition: PEAK_BE(B4)_16-24 3m DRH18-E_LE2C04A18EN_260520 HORIZONTAL : RBW:1000.000kHz VBW:3000.000kHz SWT:Auto Freq Level Limit Line Margin Read Level Ant Factor Cable Loss Preamp Factor Aux Factor APos TPos Remark MHz dBuV/m dBuV/m dB dBuV dB/m dB dB dB cm deg 1 5628.70 52.99 68.20 -15.21 40.80 33.40 12.43 34.54 0.90 100 67 Peak 2 5650.05 51.14 68.24 -17.10 38.92 33.40 12.44 34.56 0.94 100 67 Peak 3 5705.88 68.36 106.85 -38.49 55.65 33.81 12.47 34.61 1.04 100 67 Peak 4 5720.05 70.77 110.91 -40.14 58.02 33.84 12.47 34.62 1.06 100 67 Peak	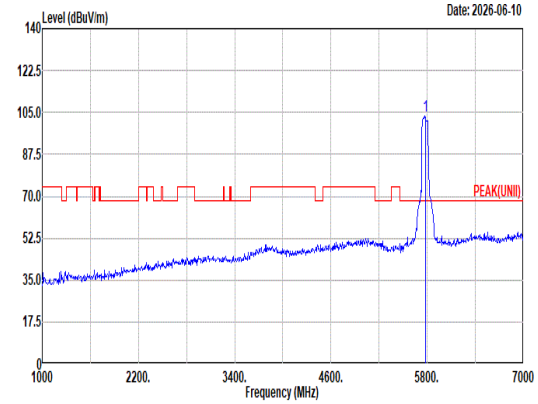 Site : 03CH22-HY Condition: PEAK(UNII) 3m DRH18-E_LE2C04A18EN_260520 HORIZONTAL : RBW:1000.000kHz VBW:3000.000kHz SWT:Auto Freq Level Limit Line Margin Read Level Ant Factor Cable Loss Preamp Factor Aux Factor APos TPos Remark MHz dBuV/m dBuV/m dB dBuV dB/m dB dB dB cm deg 1 5775.00 103.72 ------ ------ 90.79 33.94 12.50 34.66 1.15 100 67 Peak
Avg	Blank	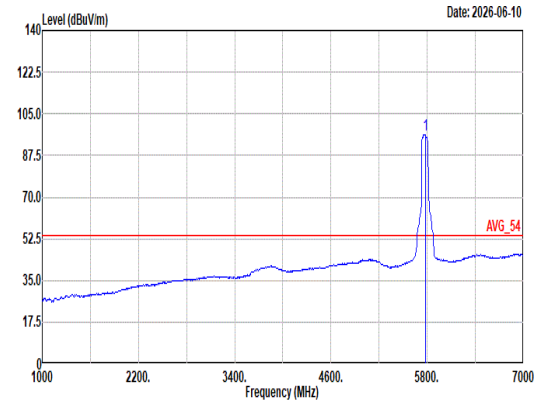 Site : 03CH22-HY Condition: AVG_54 3m DRH18-E_LE2C04A18EN_260520 HORIZONTAL : RBW:1000.000kHz VBW:2.200kHz SWT:Auto Freq Level Limit Line Margin Read Level Ant Factor Cable Loss Preamp Factor Aux Factor APos TPos Remark MHz dBuV/m dBuV/m dB dBuV dB/m dB dB dB cm deg 1 5775.00 96.32 ------ ------ 83.39 33.94 12.50 34.66 1.15 100 67 Average

Mode	42	
	Band Edge - R	
	U-NII-3_5.725-5.85_802.11ac VHT80_CH155_5775MHz	
ANT	6	
Pol.	Horizontal	Fundamental
Peak	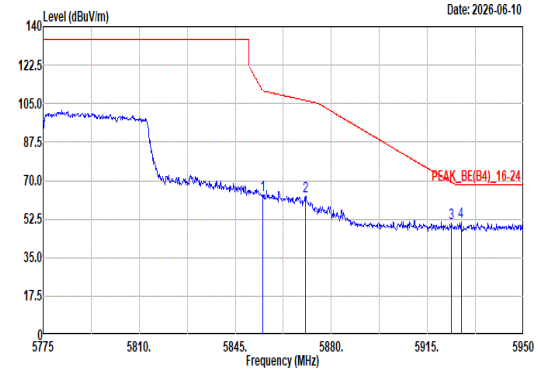 Site : 03CH22-HY Condition: PEAK_BE(B4)_16-24 3m DRH18-E_LE2C04A18EN_260520 HORIZONTAL : RBW:1000.000kHz VBW:3000.000kHz SWT:Auto	Blank

	Freq	Level	Limit Line	Margin	Read Level	Ant Factor	Cable Loss	Preamp Factor	Aux Factor	APos	TPos	Remark
	MHz	dBuV/m	dBuV/m	dB	dBuV	dB/m	dB	dB	dB	cm	deg	
1	5854.98	63.37	110.86	-47.49	50.37	34.00	12.61	34.74	1.13	100	67	Peak
2	5870.55	63.04	106.44	-43.40	50.05	34.00	12.63	34.75	1.11	100	67	Peak
3	5923.75	50.88	69.12	-18.24	37.86	34.05	12.73	34.80	1.04	100	67	Peak
4	5927.25	51.01	68.20	-17.19	38.00	34.05	12.73	34.80	1.03	100	67	Peak

Mode	42
	Band Edge - L
	U-NII-3_5.725-5.85_802.11ac VHT80_CH155_5775MHz
ANT	6

Pol.	Vertical	Fundamental
Peak	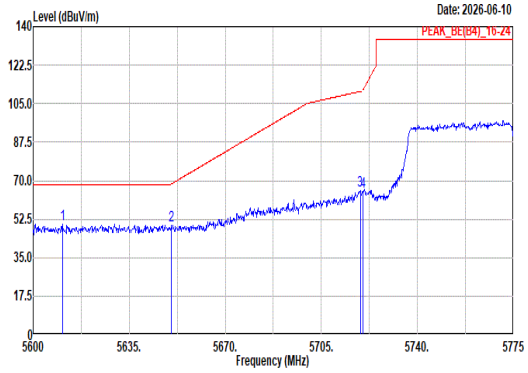 Site : 03CH22-HY Condition: PEAK_BE(B4)_16-24 3m DRH18-E_LE2C04A18EN_260520 VERTICAL : RBW:1000.000kHz VBW:3000.000kHz SWT:Auto Freq Level Limit Line Margin Read Level Ant Factor Cable Loss Preamp Factor Aux Factor APos TPos Remark MHz dBuV/m dBuV/m dB dBuV dB/m dB dB dB cm deg 1 5610.68 50.10 68.20 -18.10 37.93 33.40 12.42 34.52 0.87 322 258 Peak 2 5650.40 49.65 68.50 -18.85 37.43 33.40 12.44 34.56 0.94 322 258 Peak 3 5719.18 65.48 110.57 -45.09 52.73 33.84 12.47 34.62 1.06 322 258 Peak 4 5720.05 64.78 110.91 -46.13 52.03 33.84 12.47 34.62 1.06 322 258 Peak	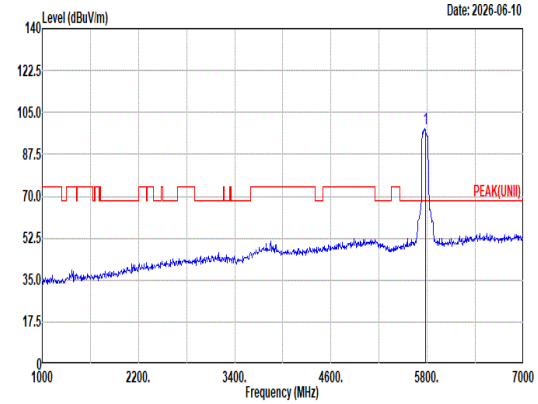 Site : 03CH22-HY Condition: PEAK(UNII) 3m DRH18-E_LE2C04A18EN_260520 VERTICAL : RBW:1000.000kHz VBW:3000.000kHz SWT:Auto Freq Level Limit Line Margin Read Level Ant Factor Cable Loss Preamp Factor Aux Factor APos TPos Remark MHz dBuV/m dBuV/m dB dBuV dB/m dB dB dB cm deg 1 5775.00 98.32 ------ ------ 85.39 33.94 12.50 34.66 1.15 322 258 Peak
Avg	Blank	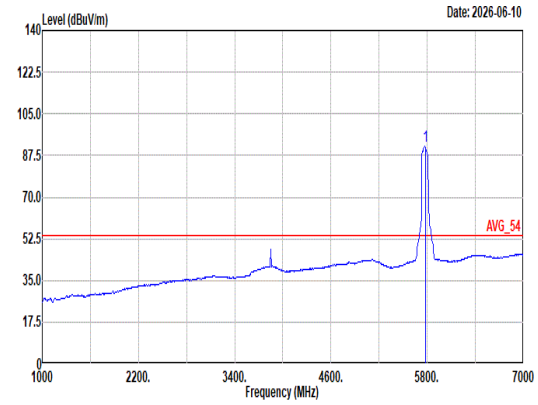 Site : 03CH22-HY Condition: AVG_54 3m DRH18-E_LE2C04A18EN_260520 VERTICAL : RBW:1000.000kHz VBW:2.200kHz SWT:Auto Freq Level Limit Line Margin Read Level Ant Factor Cable Loss Preamp Factor Aux Factor APos TPos Remark MHz dBuV/m dBuV/m dB dBuV dB/m dB dB dB cm deg 1 5775.00 91.41 ------ ------ 78.48 33.94 12.50 34.66 1.15 322 258 Average

Mode	42	
	Band Edge - R	
	U-NII-3_5.725-5.85_802.11ac VHT80_CH155_5775MHz	
ANT	6	
Pol.	Vertical	Fundamental
Peak	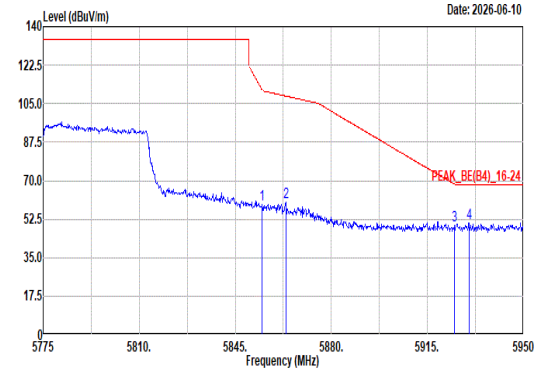 Site : 03CH22-HY Condition: PEAK_BE(B4)_16-24 3m DRH18-E_LE2C04A18EN_260520 VERTICAL : RBW:1000.000kHz VBW:3000.000kHz SWT:Auto Limit Read Ant Cable Preamp Aux APos TPos Freq Level Line Margin Level Factor Loss Factor Factor Remark MHz dBuV/m dBuV/m dB dBuV dB/m dB dB dB cm deg 1 5854.80 59.18 111.26 -52.08 46.18 34.00 12.61 34.74 1.13 322 258 Peak 2 5863.38 60.03 108.45 -48.42 47.04 34.00 12.62 34.75 1.12 322 258 Peak 3 5924.80 49.71 68.35 -18.64 36.69 34.05 12.73 34.80 1.04 322 258 Peak 4 5930.23 50.58 68.20 -17.62 37.56 34.06 12.74 34.81 1.03 322 258 Peak	Blank

Mode	42	
	Harmonic	
	U-NII-3_5.725-5.85_802.11ac VHT80_CH155_5775MHz	
ANT	6	
Pol.	Horizontal	Vertical
Peak Avg	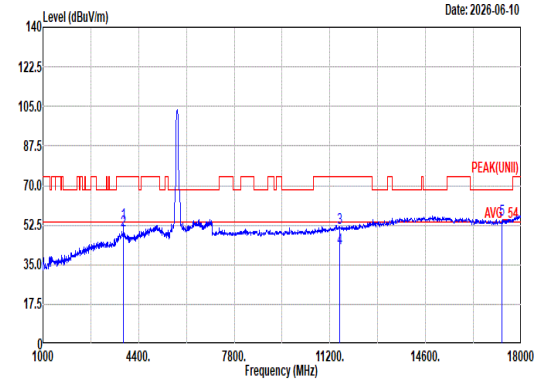 Site : 03CH22-HY Condition: PEAK(UNII) 3m DRH18-E_LE2C04A18EN_260520 HORIZONTAL Freq Level Limit Line Margin Read Level Ant Factor Cable Loss Preamp Factor Aux Factor APos TPos Remark MHz dBuV/m dBuV/m dB dBuV dB/m dB dB dB cm deg 1 3850.00 53.56 74.00 -20.44 45.23 30.70 10.29 33.44 0.78 100 297 Peak 2 3850.00 50.29 54.00 -3.71 41.96 30.70 10.29 33.44 0.78 100 297 Average 3 11550.00 51.08 74.00 -22.92 33.04 39.10 17.85 40.28 1.37 100 52 Peak 4 11550.00 42.31 54.00 -11.69 24.27 39.10 17.85 40.28 1.37 100 52 Average 5 17325.00 55.04 68.20 -13.16 37.25 40.40 22.05 46.58 1.92 -- -- Peak	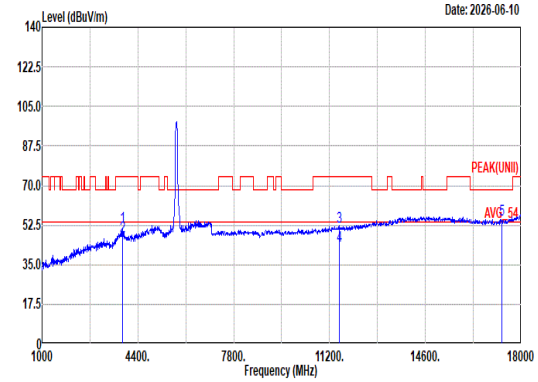 Site : 03CH22-HY Condition: PEAK(UNII) 3m DRH18-E_LE2C04A18EN_260520 VERTICAL Freq Level Limit Line Margin Read Level Ant Factor Cable Loss Preamp Factor Aux Factor APos TPos Remark MHz dBuV/m dBuV/m dB dBuV dB/m dB dB dB cm deg 1 3850.00 51.74 74.00 -22.26 43.41 30.70 10.29 33.44 0.78 320 258 Peak 2 3850.00 47.33 54.00 -6.67 39.00 30.70 10.29 33.44 0.78 320 258 Average 3 11550.00 51.60 74.00 -22.40 33.56 39.10 17.85 40.28 1.37 100 240 Peak 4 11550.00 43.12 54.00 -10.88 25.08 39.10 17.85 40.28 1.37 100 240 Average 5 17325.00 54.99 68.20 -13.21 37.20 40.40 22.05 46.58 1.92 -- -- Peak

Mode	42	
	Harmonic	
	U-NII-3_5.725-5.85_802.11ac VHT80_CH155_5775MHz	
ANT	6	
Pol.	Horizontal	Vertical
10.6G ~18G Avg	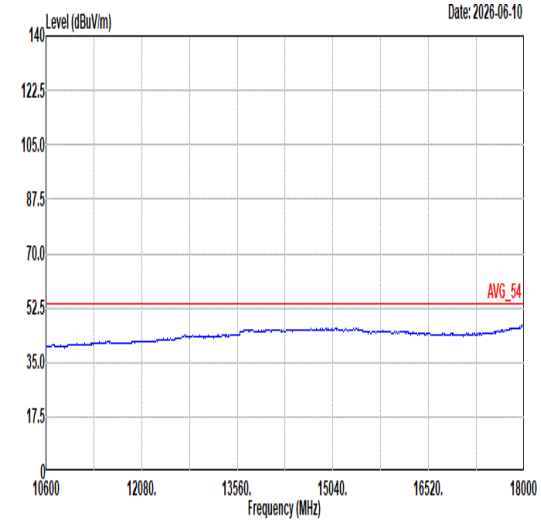 Site : 03CH22-HY Condition: AVG_54 3m DRH18-E_LE2C04A18EN_260520 HORIZONTAL	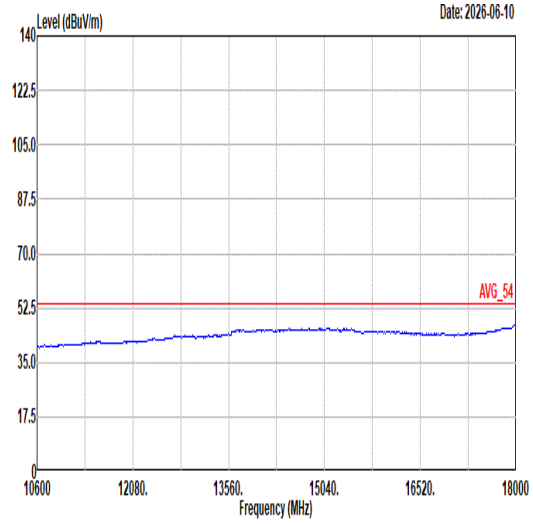 Site : 03CH22-HY Condition: AVG_54 3m DRH18-E_LE2C04A18EN_260520 VERTICAL

Mode	44	
	LF	
	U-NII-3_5.725-5.85_802.11n HT40_CH159_5795MHz	
ANT	6	
Pol.	Horizontal	Vertical
QP/ Peak	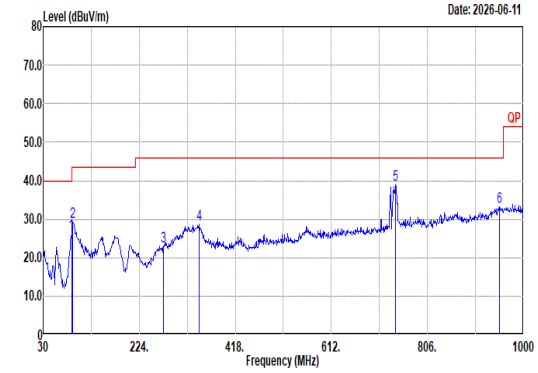	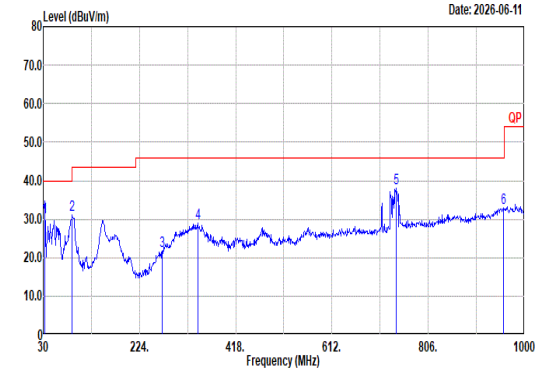

Site : 03CH22-HY
Condition: QP 3m Bilog_63304_251126 HORIZONTAL

	Freq	Level	Limit Line	Margin	Read Level	Ant Factor	Cable Loss	Preamp Factor	Aux Factor	APos	TPos	Remark
	MHz	dBuV/m	dBuV/m	dB	dBuV	dB/m	dB	dB	dB	cm	deg	
1	87.23	26.33	40.00	-13.67	43.03	14.30	1.50	32.56	0.06	--	--	Peak
2	90.14	29.25	43.50	-14.25	45.59	14.62	1.53	32.55	0.06	--	--	Peak
3	272.50	23.04	46.00	-22.96	34.06	18.69	2.72	32.51	0.08	--	--	Peak
4	345.25	28.64	46.00	-17.36	37.74	20.28	3.08	32.54	0.08	--	--	Peak
5	741.98	38.88	46.00	-7.12	38.83	27.91	4.49	32.52	0.17	--	--	Peak
6	951.50	33.14	46.00	-12.86	28.34	30.67	5.10	31.20	0.23	--	--	Peak

Site : 03CH22-HY
Condition: QP 3m Bilog_63304_251126 VERTICAL

	Freq	Level	Limit Line	Margin	Read Level	Ant Factor	Cable Loss	Preamp Factor	Aux Factor	APos	TPos	Remark
	MHz	dBuV/m	dBuV/m	dB	dBuV	dB/m	dB	dB	dB	cm	deg	
1	32.91	30.58	40.00	-9.42	39.29	22.95	0.88	32.57	0.03	100	51	QP
2	88.20	31.05	43.50	-12.45	47.65	14.38	1.51	32.55	0.06	--	--	Peak
3	269.59	21.79	46.00	-24.21	32.56	18.96	2.70	32.51	0.08	--	--	Peak
4	341.37	28.87	46.00	-17.13	38.16	20.11	3.06	32.54	0.08	--	--	Peak
5	741.98	38.13	46.00	-7.87	38.08	27.91	4.49	32.52	0.17	--	--	Peak
6	957.32	32.89	46.00	-13.11	27.79	30.89	5.11	31.14	0.24	--	--	Peak

Mode	46	
	SHF	
	U-NII-3_5.725-5.85_802.11n HT40_CH159_5795MHz	
ANT	6	
Pol.	Horizontal	Vertical
Peak	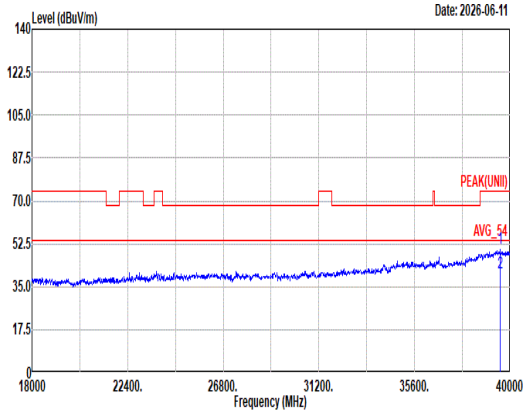 Site : 03CH22-HY Condition: PEAK(UNII) 1m BBHA9170_1225_250702 HORIZONTAL Freq Level Limit Line Margin Read Level Ant Factor Cable Loss Preamp Factor Aux Factor APos TPos Remark MHz dBuV/m dBuV/m dB dBuV dB/m dB dB dB cm deg 1 39534.99 50.47 74.00 -23.53 41.48 46.00 34.56 62.03 -9.54 -- -- PEAK 2 39534.99 40.50 54.00 -13.50 31.51 46.00 34.56 62.03 -9.54 -- -- Average	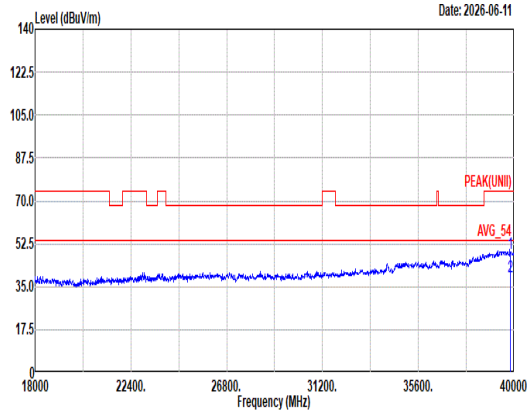 Site : 03CH22-HY Condition: PEAK(UNII) 1m BBHA9170_1225_250702 VERTICAL Freq Level Limit Line Margin Read Level Ant Factor Cable Loss Preamp Factor Aux Factor APos TPos Remark MHz dBuV/m dBuV/m dB dBuV dB/m dB dB dB cm deg 1 39808.25 48.72 74.00 -25.28 40.66 45.17 34.74 62.31 -9.54 -- -- PEAK 2 39808.25 38.94 54.00 -15.06 30.88 45.17 34.74 62.31 -9.54 -- -- Average

Appendix D. Duty Cycle Plots

Band	Duty Cycle (%)	T(us)	1/T(kHz)	VBW Setting
802.11a	98.10	-	-	10Hz
5GHz 802.11n HT20	98.62	-	-	10Hz
5GHz 802.11n HT40	96.34	948	1.05	1.1KHz
5GHz 802.11ac VHT80	92.80	464	2.16	2.2kHz

802.11a

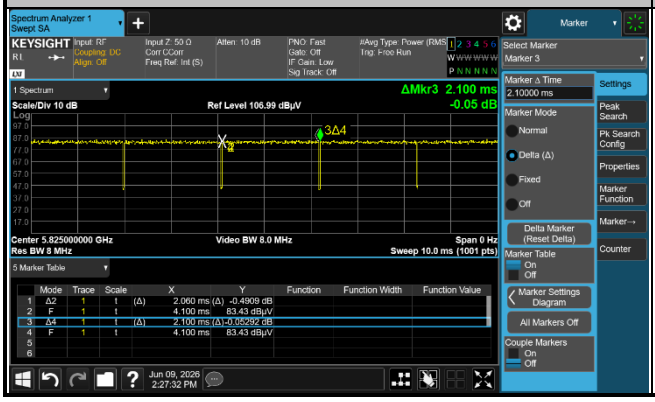

802.11n HT20

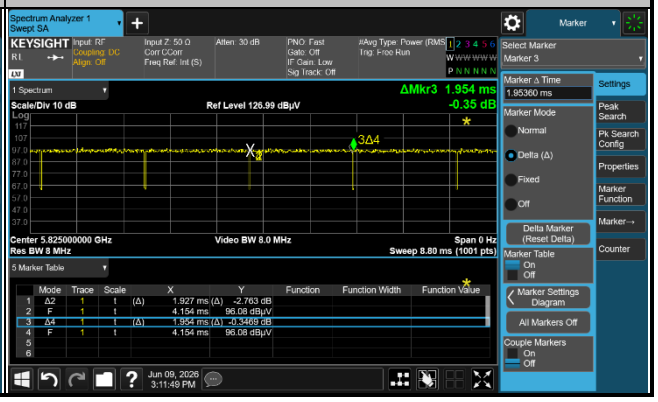

802.11n HT40

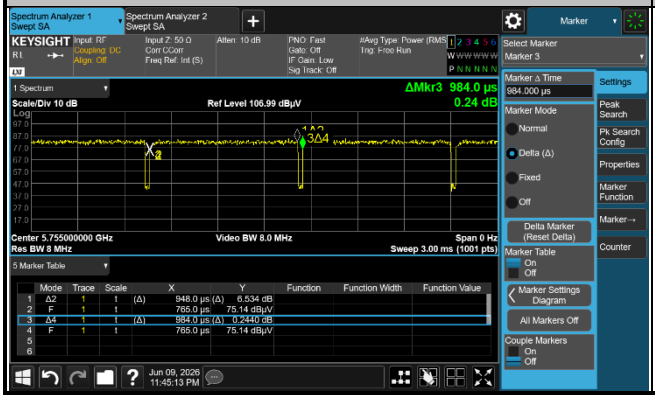
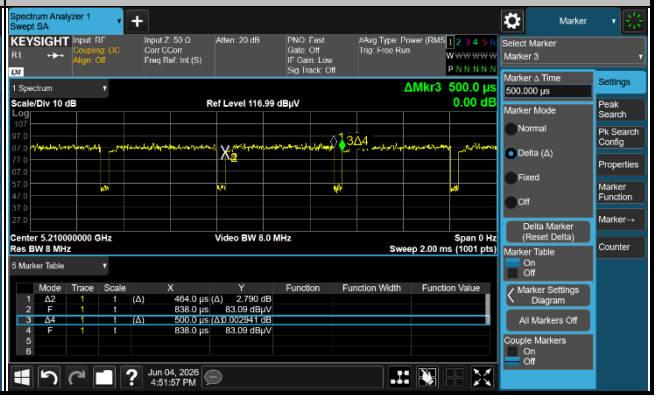
802.11ac VHT80