SOMETHING TO FLIP OVER.

MOTOROLA **FLIPOUT™** with MOTOBLUR™

Welcome

Introducing the MOTOROLA **FLIPOUT™** with MOTOBLUR™ - an innovative phone that's as unique as you are. Most intriguing is how its touch screen rotates on a hinge to expose a QWERTY keypad with a separate number row for easy.

MOTOBLUR is the only service that can sync all your friends, emails, messages, Orkut, Facebook™, MySpace, Twitter and happenings with continuous updates and back-ups.

Your phone

Most of what you need is in the touchscreen and three simple keys on the front:

- **Menu:** Open menu options.
- **Home:** Go to the home screen and apps menu.
- **Back:** Go back one screen.

If you want a full keyboard (good for texting, or searching in your **Contacts** list), just open the phone.

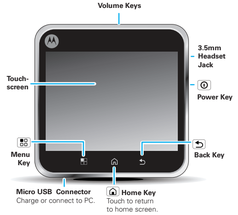

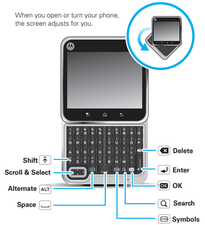

Let's go

Let's get you up and running.

Tip: Your phone comes with a microSD memory card already installed. Make sure it's inserted. Some apps, like camera and camcorder, need the memory card to work.

Caution: Before assembling, charging or using your phone for the first time, please read the important **Safety, Regulatory & Legal** information provided with your phone.

Create or log into a MOTOBLUR account. Enter your name, an email address (where MOTOBLUR can send account information), and a MOTOBLUR account password. Registration is secure, and should only take a few minutes.

To use MOTOBLUR, read the terms and conditions during registration and touch **Agree**.

Note: This phone supports data-intensive apps and services. It is strongly recommended that you purchase a data plan that meets your needs. Contact your service provider for details.

Touch

It's all in the touch:

- **Touch:** Choose an icon or option.
- **Touch & Hold:** Open options.
- **Drag:** Scroll or move slowly.
- **Flick:** Scroll or move quickly.
- **Pinch-to-zoom:** Get a closer look at maps, web pages, or photos.

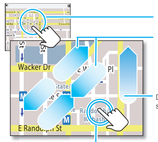

Home

The *home screen* gives you all your latest information in one place. It's what you see when you turn on the phone or touch Home from a menu.

Use the widgets, shortcuts and panels to see what's important to you—whether it's home, work or play. To make the home screen yours, see "Personalize"

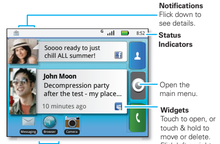

Personalize

Go ahead, add your personal touch. Change your widgets, wallpaper, ringtone, and more—make it yours.

- **Home screen:** To add something or change your wallpaper, touch and hold an empty spot until you see the **Add to Home screen** menu.

  Tip: To move or delete something, touch and hold it, then drag it to another spot, another panel, or the trash can.
- **Ringtones & sounds:** Touch Menu > **Settings** > **Sound & display**.

MOTOROLA and the Stylized M Logo are registered in the US Patent & Trademark Office. The MOTOBLUR Logo is a trademark of Motorola. The Bluetooth trademarks are owned by their proprietor and used by Motorola, Inc. under license. Facebook is a trademark of Facebook, Inc. Google, YouTube, Picasa, Gmail, and the Google logo are trademarks of Google, Inc. Wi-Fi is a Certification Mark of the Wireless Fidelity Alliance, Inc. All other product or service names are the property of their respective owners.
© 2010 Motorola, Inc. All rights reserved.
Changes or modifications made in the radio phone, not expressly approved by Motorola, will void the user's authority to operate the equipment.
Note: The images in this guide are examples only.
Motorola FLIPOUT with MOTOBLUR (MB511)
Manual Number: 68000202577-A

Apps

You can find all of your apps in one place. From the home screen, just touch ◉ or touch Home ⌂ to open and close the app menu.

Tip: To find an app in the menu, open your phone and type the app name.

Want more? No problem: To download more apps, touch ◉ > **Market**.

Note: You might not have some features. For details, ask your service provider.

Calls

Your dial pad and call lists are just a touch or two away—no menus needed. Just touch **Dialer** in the home screen.

Tip: During a call, touch Home ⌂ or Back ↩ to hide the active call display and use other apps. To reopen it, touch **Dialer**.

Contacts

Now you have contacts like you've never had before, downloaded from your accounts and backed up on MOTOBLUR. View, search, and use them your way. touch **Contacts** in the home screen.

Tip: When you flick or drag this list, a scroll bar appears on the right. Drag the scroll bar to move the list faster. To search the list, just open your phone and type a name.

Updates

Find out what everyone is doing. Touch your **Happenings** or **Messages** widgets to see the newest update, then:

- **See more:** Flick left to see more updates or messages.
- **See details:** Touch ◉. Then, in **Happenings**, you touch the social network's icon for more access.
- **Update status:** From the home screen, update all your social networks (Orkut, Twitter, Facebook) all at once.

Tip: To add social network or email accounts, touch Menu > **Settings** > **Accounts** > **Add account** and sign in with that account's user name or email.

Messages

All of your messages stay in one place—text, IM, email, Facebook, and more. Touch ◉ > **Messaging** > **Universal Inbox**.

Tip: To type in a message, open your phone or touch a text field to open the touchscreen keypad.

Media

See it, capture it, share it! Then, relax with some music.

- **Photos:** Touch ◉ > **Camera**. To take the photo, touch ◘.
- **Videos:** Touch ◉ > **Camcorder**. To start the video, touch ●. Touch ● to stop the video.
- To see the photos and videos you've taken, touch ◉ > **Gallery**.
- **Music:** Touch ◉ > **Music** to access apps like **My Music**, **Radio**, **Music Videos**, **Community**, and **Song Identification**.

Web & maps

Browse, download, and search (of course). FInd out where you are or where you're going.

- **Browser:** Touch ◉ > **Browser** and surf using the super fast 3G and Wi-Fi connections.
- **Maps:** Touch ◉ > **Maps** to use the Google Maps™ you know and love.

  Note: You might not have some features. For details, ask your service provider.

Wireless

Lose the wires—touch Menu > **Settings** > **Wireless & networks**.

- **Bluetooth™:** For handsfree calls and wireless music, touch Bluetooth settings and connect to your accessory.
- **Wi-Fi™:** For fast internet access, touch Wi-Fi settings and connect to a home, office or hotspot network. For connection details, touch Menu > **Advanced**.

Tips

Here are some good things to know:

- **Set lock screen:** Touch Menu > **Settings** > **Location & security** > **Screen lock**.
- **Control Bluetooth™, Wi-Fi™, & GPS:** Touch and hold an empty spot on your home screen, then touch **Motorola widget** and select a widget.
- **See Recent Apps:** Touch and hold Home ⌂.
- **Search:** Open your phone and press Search ⌕ on the keypad.
- **MOTOBLUR:** Go see your MOTOBLUR account at **www.motorola.com/mymotoblur**.

More

There's more help, more accessories, more free stuff. We're here to help.

- **Help:** Check out the help center on your phone—touch ⌂ > **Help Center**.
- **Accessories:** Find more for your phone at **www.motorola.com/products**.
- **Load your files:** Download Media Link at **www.motorola.com/medialink**.
- **MOTOBLUR:** Go see your MOTOBLUR account at **www.motorola.com/mymotoblur**.

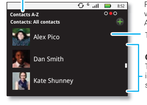

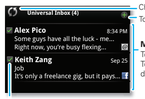

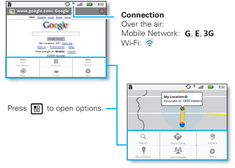

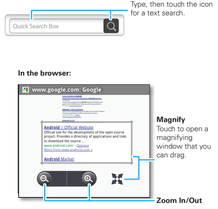

Safety, Regulatory & Legal Information

Battery Use & Safety

Important: Handle and store batteries properly to avoid injury or damage. Most battery issues arise from improper handling of batteries, and particularly from the continued use of damaged batteries.

DON'Ts

- **Don't disassemble, crush, puncture, shred, or otherwise attempt to change the form of your battery.**
- **Don't let the phone or battery come in contact with water.** Water can get into the phone's circuits, leading to corrosion. If the phone and/or battery get wet, have them checked by your service provider or contact Motorola, even if they appear to be working properly.*
- **Don't allow the battery to touch metal objects.** If metal objects, such as jewelry, stay in prolonged contact with the battery contact points, the battery could become very hot.
- **Don't place your battery near a heat source.** Excessive heat can damage the phone or the battery. High temperatures can cause the battery to swell, leak, or malfunction. Therefore:
- Do **not** dry a wet or damp battery with an appliance or heat source, such as a hair dryer or microwave oven.
- Avoid leaving your phone in your car in high temperatures.*

DOs

- **Do avoid dropping the battery or phone.** Dropping these items, especially on a hard surface, can potentially cause damage.*
- **Do contact your service provider or Motorola if your phone or battery has been damaged from dropping or high temperatures.**

*** Note:** If the product guide expressly states that your **phone** is designed to resist damage from exposure to certain rugged conditions, such as water immersion, rain, dust, high and low temperatures, shock, or other conditions, do **not** exceed the stated limits, and ensure the stated precautions are taken. Always make sure that

the battery compartment is closed and secure to avoid direct exposure of the battery to any of these conditions.

Important: Use Motorola Original products for quality assurance and safeguards. To aid consumers in identifying authentic Motorola batteries from non-original or counterfeit batteries (that may not have adequate safety protection), Motorola provides holograms on its batteries. Consumers should confirm that any battery they purchase has a "Motorola Original" hologram.

Motorola recommends you always use Motorola-branded batteries and chargers. Motorola mobile devices are designed to work with Motorola batteries. If you see a message on your display such as **Invalid Battery** or **Unable to Charge**, take the following steps:

- Remove the battery and inspect it to confirm that it has a "Motorola Original" hologram;
- If there is no hologram, the battery is not a Motorola battery;
- If there is a hologram, replace the battery and retry charging it;
- If the message remains, contact a Motorola authorized service center.

Important: Motorola's warranty does not cover damage to the phone caused by non-Motorola batteries and/or chargers.

Warning: Use of a non-Motorola battery or charger may present a risk of fire, explosion, leakage, or other hazard.

Proper and safe battery disposal and recycling: Proper battery disposal is not only important for safety, it benefits the environment. Consumers may recycle their used batteries in many retail or service provider locations. Additional information on proper disposal and recycling may be found on the Web:

- www.motorola.com/recycling
- www.rbrc.org/call2recycle/ (in English only)

Disposal: Promptly dispose of used batteries in accordance with local regulations. Contact your local recycling center or national recycling organizations for more information on how to dispose of batteries.

Warning: Never dispose of batteries in a fire because they may explode.

Battery Charging

Notes for charging your phone's battery:

- When charging your battery, keep it near room temperature. Never expose batteries to temperatures below 0°C (32°F) or above 45°C (113°F) when charging.
- New batteries are not fully charged.
- New batteries or batteries stored for a long time may take more time to charge.
- Motorola batteries and charging systems have circuitry that protects the battery from damage from overcharging.

Specific Absorption Rate (IEEE)

Your model wireless phone meets the governmental requirements for exposure to radio waves.

Your mobile device is a radio transmitter and receiver. It is designed and manufactured to not exceed limits for exposure to radio frequency (RF) energy set by the Federal Communications Commission (FCC) of the U.S. Government and by the Canadian regulatory authorities. These limits are part of comprehensive guidelines and establish permitted levels of RF energy for the general population. The guidelines are based on standards that were developed by independent scientific organizations through periodic and thorough evaluation of scientific studies. The standards include a substantial safety margin designed for the safety of all persons, regardless of age or health, and to account for any variations in measurements.
The exposure standard for mobile devices employs a unit of measurement known as the Specific Absorption Rate (SAR). The IEEE SAR limit set by the FCC and by the Canadian regulatory authorities is 1.6 watts per kilogram (W/kg), averaged over one gram of tissue. Tests for SAR are conducted using procedures accepted by the FCC and by Industry Canada with the mobile device transmitting at its highest certified power level in all tested frequencies. Although the SAR is determined at the highest certified power level, the actual SAR level of the mobile device while operating can be below the maximum value. This is because the mobile device is designed to operate at multiple power levels so as to use only the power required to reach the network. In general, the closer you are to a wireless base station, the lower the power output.

Before a mobile device is available for sale to the public in the U.S. and Canada, it must be tested and certified to the FCC and Industry Canada that it does not exceed the limit established by each government for safe exposure. The tests are performed in positions and locations (e.g., at the ear and worn on the body) submitted to the FCC and available for review by Industry Canada. The highest SAR value for this mobile device when tested for use at the ear is 0.59 W/kg , and when worn on the body, as described in this guide, is 0.52 W/kg . The SAR value for this mobile device in its data transmission mode (body-worn use) is 0.39 W/kg . Body-worn measurements can differ, depending upon available accessories and regulatory requirements. The SAR information includes the Motorola testing protocol, assessment procedure, and measurement uncertainty range for this product.
While there may be differences between the SAR levels of various mobile devices and at various positions, they meet the governmental requirements for safe exposure. Please note that improvements to this product model could cause differences in the SAR value for later products; in all cases, products are designed to be within the guidelines.
Additional information on SAR can be found on the Cellular Telecommunications & Internet Association (CTIA) Web site:
http://www.phonefacts.net
or the Canadian Wireless Telecommunications Association (CWTA) Web site:
http://www.cwta.ca

- The essential requirements and other relevant provisions of Directive 1999/5/EC
- All other relevant EU Directives

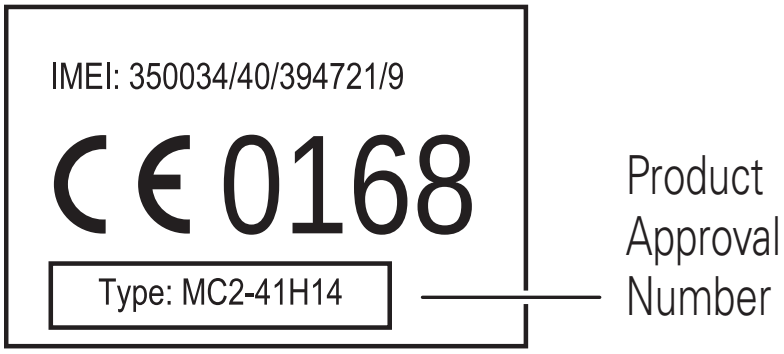

The above gives an example of a typical Product Approval Number.
You can view your product's Declaration of Conformity (DoC) to Directive 1999/5/EC (to R&TTE Directive) at www.motorola.com/rtte. To find your DoC, enter the Product Approval Number from your product's label in the "Search" bar on the Web site.

Software Copyright Notice

Motorola products may include copyrighted Motorola and third-party software stored in semiconductor memories or other media. Laws in the United States and other countries preserve for Motorola and third-party software providers certain exclusive rights for copyrighted software, such as the exclusive rights to distribute or reproduce the copyrighted software. Accordingly, any copyrighted software contained in Motorola products may not be modified, reverse-engineered, distributed, or reproduced in any manner to the extent allowed by law. Furthermore, the purchase of Motorola products shall not be deemed to grant either directly or by implication, estoppel, or otherwise, any license under the copyrights, patents, or patent applications of Motorola or any third-party software provider, except for the normal, non-exclusive, royalty-free license to use that arises by operation of law in the sale of a product.

Content Copyright

The unauthorized copying of copyrighted materials is contrary to the provisions of the Copyright Laws of the United States and other countries. This device is intended

solely for copying non-copyrighted materials, materials in which you own the copyright, or materials which you are authorized or legally permitted to copy. If you are uncertain about your right to copy any material, please contact your legal advisor.

Open Source Software Information

For instructions on how to obtain a copy of any source code being made publicly available by Motorola related to software used in this Motorola mobile device, you may send your request in writing to the address below. Please make sure that the request includes the model number and the software version number.

MOTOROLA, INC.
OSS Management
600 North US Hwy 45
Libertyville, IL 60048
USA

The Motorola website opensource.motorola.com also contains information regarding Motorola's use of open source.

Motorola has created the opensource.motorola.com website to serve as a portal for interaction with the software community-at-large.

To view additional information regarding licenses, acknowledgments and required copyright notices for open source packages used in this Motorola mobile device, please press Menu Key > **Settings** > **About Phone** > **Legal information** > **Open source licenses**. In addition, this Motorola device may include self-contained applications that present supplemental notices for open source packages used in those applications.

GPS & AGPS

Your mobile device can use *Global Positioning System* (GPS) signals for location-based applications. GPS uses satellites controlled by the U.S. government that are subject to changes implemented in accordance with the Department of Defense policy and the Federal Radio Navigation Plan. These changes may affect the performance of location technology on your mobile device.

Your mobile device can also use *Assisted Global Positioning System* (AGPS), which obtains information from the cellular network to improve GPS performance. AGPS

uses your wireless service provider's network and therefore airtime, data charges, and/or additional charges may apply in accordance with your service plan. Contact your wireless service provider for details.

Your Location

Location-based information includes information that can be used to determine the approximate location of a mobile device. Mobile phones which are connected to a wireless network transmit location-based information. Devices enabled with GPS or AGPS technology also transmit location-based information. Additionally, if you use applications that require location-based information (e.g. driving directions), such applications transmit location-based information. This location-based information may be shared with third parties, including your wireless service provider, applications providers, Motorola, and other third parties providing services.

Emergency Calls

When you make an emergency call, the cellular network may activate the AGPS technology in your mobile device to tell the emergency responders your approximate location.

AGPS has limitations and **might not work in your area**. Therefore:

- Always tell the emergency responder your location to the best of your ability; and
- Remain on the phone for as long as the emergency responder instructs you.

Performance Tips

- Go outside and away from underground locations, covered vehicles, structures with metal or concrete roofs, tall buildings, and foliage. Indoor performance might improve if you move closer to windows, but some window sun shielding films can block satellite signals.
- Move away from radios, entertainment equipment, and other electronic devices.

Navigation

Motorola strives to provide complete and accurate mapping information, directions, and other navigational data, using a combination of governmental and private location information sources. These sources may contain inaccurate or incomplete data. In some countries, complete information may not be available. Therefore, you should visually confirm that the navigational instructions are consistent with what

you see. All drivers should pay attention to road conditions, closures, traffic, and all other factors that may impact driving. Always obey posted road signs.

Safety & General Information

This section contains important information on the safe and efficient operation of your mobile device. Read this information before using your mobile device.

Exposure to Radio Frequency (RF) Energy

Your mobile device contains a transmitter and receiver. When it is ON, it receives and transmits RF energy. When you communicate with your mobile device, the system handling your call controls the power level at which your mobile device transmits.

Your mobile device is designed to comply with local regulatory requirements in your country concerning exposure of human beings to RF energy.

Operational Precautions

For optimal mobile device performance, and to be sure that human exposure to RF energy does not exceed the guidelines set forth in the relevant standards, always follow these instructions and precautions.

Product Operation

When placing or receiving a phone call, hold your mobile device just like you would a landline phone.

If you wear the mobile device on your body, always place the mobile device in a Motorola-supplied or approved clip, holder, holster, case, or body harness. If you do not use a body-worn accessory supplied or approved by Motorola, keep the mobile device and its antenna at least 2.5 centimeters (1 inch) from your body when transmitting.

Using accessories not supplied or approved by Motorola may cause your mobile device to exceed RF energy exposure guidelines. For a list of Motorola-supplied or approved accessories, visit our Web site at: www.motorola.com.

RF Energy Interference/Compatibility

Nearly every electronic device is subject to RF energy interference from external sources if inadequately shielded, designed, or otherwise configured for RF energy

compatibility. In some circumstances, your mobile device may cause interference with other devices.

Follow Instructions to Avoid Interference Problems

Turn off your mobile device in any location where posted notices instruct you to do so.

In an aircraft, turn off your mobile device whenever instructed to do so by airline staff. If your mobile device offers an airplane mode or similar feature, consult airline staff about using it in flight.

Implantable Medical Devices

If you have an implantable medical device, such as a pacemaker or defibrillator, consult your physician before using this mobile device.

Persons with implantable medical devices should observe the following precautions:

- ALWAYS keep the mobile device more than 20 centimeters (8 inches) from the implantable medical device when the mobile device is turned ON.
- DO NOT carry the mobile device in the breast pocket.
- Use the ear opposite the implantable medical device to minimize the potential for interference.
- Turn OFF the mobile device immediately if you have any reason to suspect that interference is taking place.

Read and follow the directions from the manufacturer of your implantable medical device. If you have any questions about using your mobile device with your implantable medical device, consult your healthcare provider.

Driving Precautions

Using a mobile device while driving may cause distraction. End a call if you can't concentrate on driving. Input information about your destination and route prior to your drive. Do not input data or engage in text messaging while driving. Keep your eyes on the road while driving. Listen to the audible turn-by-turn directions, if available.

Also, using a mobile device or accessory may be prohibited or restricted in certain areas. Always obey the laws and regulations on the use of these products.

Responsible driving practices can be found at www.motorola.com/callsmart (in English only).

Operational Warnings

Obey all posted signs when using mobile devices in public areas.

Potentially Explosive Atmospheres

Areas with potentially explosive atmospheres are often, but not always, posted and can include fueling areas, such as below decks on boats, fuel or chemical transfer or storage facilities, or areas where the air contains chemicals or particles, such as grain dust, or metal powders.

When you are in such an area, turn off your mobile device, and do not remove, install, or charge batteries. In such areas, sparks can occur and cause an explosion or fire.

Symbol Key

Your battery, charger, or mobile device may contain symbols, defined as follows:

Symbol	Definition
	Important safety information follows.
	Do not dispose of your battery or mobile device in a fire.
	Your battery or mobile device may require recycling in accordance with local laws. Contact your local regulatory authorities for more information.
	Do not throw your battery or mobile device in the trash.
	Do not let your battery, charger, or mobile device get wet.

Symbol	Definition
	Listening at full volume to music or voice through a headset may damage your hearing.

Batteries & Chargers

Caution: Improper treatment or use of batteries may present a danger of fire, explosion, leakage, or other hazard. For more information, see "Battery Use & Safety."

Keep Your Mobile Device & Its Accessories Away From Small Children

These products are not toys and may be hazardous to small children. For example:

- A choking hazard may exist for small, detachable parts.
- Improper use could result in loud sounds, possibly causing hearing injury.
- Improperly handled batteries could overheat and cause a burn.

Glass Parts

Some parts of your mobile device may be made of glass. This glass could break if the product is dropped on a hard surface or receives a substantial impact. If glass breaks, do not touch or attempt to remove. Stop using your mobile device until the glass is replaced by a qualified service center.

Seizures/Blackouts

Some people may be susceptible to epileptic seizures or blackouts when exposed to flashing lights, such as when playing video games. These may occur even if a person has never had a previous seizure or blackout.

If you have experienced seizures or blackouts, or if you have a family history of such occurrences, please consult with your physician before playing video games or enabling a flashing-lights feature (if available) on your mobile device.

Discontinue use and consult a physician if any of the following symptoms occur: convulsion, eye or muscle twitching, loss of awareness, involuntary movements, or disorientation. It is always a good idea to hold the screen away from your eyes,

leave the lights on in the room, take a 15-minute break every hour, and stop use if you are tired.

Caution About High Volume Usage

Warning: Exposure to loud noise from any source for extended periods of time may affect your hearing. The louder the volume sound level, the less time is required before your hearing could be affected.

To protect your hearing:

- Limit the amount of time you use headsets or headphones at high volume.
- Avoid turning up the volume to block out noisy surroundings.
- Turn the volume down if you can't hear people speaking near you.

If you experience hearing discomfort, including the sensation of pressure or fullness in your ears, ringing in your ears, or muffled speech, you should stop listening to the device through your headset or headphones and have your hearing checked.

For more information about hearing, see our Web site at direct.motorola.com/hellomoto/nss/AcousticSafety.asp (in English only).

Repetitive Motion

When you repetitively perform actions such as pressing keys or entering finger-written characters, you may experience occasional discomfort in your hands, arms, shoulders, neck, or other parts of your body. If you continue to have discomfort during or after such use, stop use and see a physician.

[Nov0109]

FCC Notice to Users

The following statement applies to all products that have received FCC approval. Applicable products bear the FCC logo, and/or an FCC ID in the format FCC-ID:xxxxxx on the product label.

Motorola has not approved any changes or modifications to this device by the user. Any changes or modifications could void the user's authority to operate the equipment. See 47 CFR Sec. 15.21.

This device complies with part 15 of the FCC Rules. Operation is subject to the following two conditions: (1) This device may not cause harmful interference, and (2)

this device must accept any interference received, including interference that may cause undesired operation. See 47 CFR Sec. 15.19(3).

This equipment has been tested and found to comply with the limits for a Class B digital device, pursuant to part 15 of the FCC Rules. These limits are designed to provide reasonable protection against harmful interference in a residential installation. This equipment generates, uses and can radiate radio frequency energy and, if not installed and used in accordance with the instructions, may cause harmful interference to radio communications. However, there is no guarantee that interference will not occur in a particular installation. If this equipment does cause harmful interference to radio or television reception, which can be determined by turning the equipment off and on, the user is encouraged to try to correct the interference by one or more of the following measures:

- Reorient or relocate the receiving antenna.
- Increase the separation between the equipment and the receiver.
- Connect the equipment to an outlet on a circuit different from that to which the receiver is connected.
- Consult the dealer or an experienced radio/TV technician for help.

Use & Care

To care for your Motorola phone, please keep it away from:

liquids of any kind

Don't expose your phone to water, rain, extreme humidity, sweat, or other moisture. If it does get wet, don't try to accelerate drying with the use of an oven or dryer, as this may damage the phone.

extreme heat or cold

Avoid temperatures below 0°C/32°F or above 45°C/113°F.

microwaves

Don't try to dry your phone in a microwave oven.

dust and dirt
Don't expose your phone to dust, dirt, sand, food, or other inappropriate materials.

cleaning solutions
To clean your phone, use only a dry soft cloth. Don't use alcohol or other cleaning solutions.

shock and vibration
Don't drop your phone.

Latin America Warranty, Except Mexico

Latin America Warranty Motorola Inc. Subscribers/Cellular Division

Through its own service centers and/or its authorized service centers, Motorola provides a 1-year warranty that covers the cellular phone, all its parts and labor against any defect and operation as long as the "Product" has been operated and handled under normal conditions. The term of 1 year begins when the "Product" is purchased.

Conditions

1. For warranty service, return the "Product" and this warranty to the place of purchase or to any Motorola authorized service center.
   If additional information is needed, please contact any of our service centers:

   Motorola de México, S.A.
   Bosques Alisos No. 125
   Bosques de las Lomas
   CP 05120 México, D.F.
   Telephone: 257-6700

Motorola Industrial Ltda.l
V Chedid Jafet
222-Bloco D-1 Andar
Vila Olimpia 04551-065
Sao Paulo, Brazil
Telephone: 0800-773 1244

Motorola de Colombia Ltda.
Carrera 7 7152
Torre B Piso 13 Oficina 1301
Torre del Banco Ganadero
Santa Fe de Bogotá, Colombia
Telephone: 01800 700 1504

If the cellular phone has been installed in a vehicle, take the vehicle to the service center to analyze the equipment, or the installation on the vehicle. This warranty does not cover the installation of the cellular phone.

2. Motorola Inc., through its own service centers and/or their authorized service centers, will repair or replace the cellular phone at no charge. This warranty covers shipping expenses, only if it is needed to make the repair.
   Motorola Inc. through its own service centers and/or their authorized service centers, at its own discretion, will repair, replace, or reimburse the purchase price of the defective cellular phone only during the warranty period, as long as the "Product," in accordance with the conditions established in this warranty, is returned to a Motorola service center or to a Motorola authorized service center. All the accessories, batteries, parts, small boards or equipment of the cellular telephone that by virtue of being defective are replaced in fulfillment of this warranty, will automatically become property of Motorola Inc.
3. To receive warranty service, present your cellular phone or accessory to any Motorola service center or Motorola authorized service center, along with your receipt of purchase or comparable substitute that indicates the date of purchase, serial number of the transceiver, and/or electronic serial number.
4. The repair time will not be greater than 30 days, starting from the day the equip-

ment was received at the service center.

5. To purchase parts, spare parts, accessories and service not covered by this warranty, contact one of the service centers listed in section 1, or any authorized service center in your locality.
6. This warranty is not valid in the following cases:

- Defects or damages derived from abnormal use.
- Defects or damages derived from accident or negligence.
- Defects or damages derived from tests, unsuitable operation, maintenance, installation and adjustments, or derived from any alteration or modification of any type.
- Damage caused to antennas, unless they are consequences of defects in material or workmanship.
- When the cellular phone has been disassembled and/or repaired so that its operation has been affected or that it can not be tested to verify any claim that grants this warranty.
- Any cellular phone with a serial number that has been removed, altered, or obliterated.
- Defects or damages caused by food spills or liquids.
- When the cables of the control unit have been stretched or the module tongue-piece has broken.
- When the surface of the “Product” and its pieces have been scratched or damaged due to normal use.
- Leather cases.
- Rented cellular phones.
- When the “Product” has been altered or repaired by non-Motorola authorized service centers.
- When the “Product” has not been operated in agreement with the instructions that accompany the “Product.”

7. The batteries (Nickel-Cadmium) are warranted only if their capacity is reduced by 80% below its predicted capacity. This warranty is null for all types of batteries if:

- The batteries are charged by a charger that has not been approved by Motorola.
- Any of the battery seals are broken or tampered with.

- The batteries were used or installed in non-Motorola equipment.

"Product":
Brand: Motorola Model:
Number of Mechanical Series:
Number of Electronic Series:
Name of Distributor:
Street and Number:
Town:
Municipality:
Postal Code, City, State, or Country:
Telephone:
Date of Delivery or Installation:

Limited Warranty (Mexico)

For Motorola personal communication products and accessories purchased in Mexico

I. Concepts Covered by this Warranty

This warranty covers all the parts, components, accessories and labor of the Motorola "Product" from defects in materials and workmanship under normal consumer usage.

The Motorola "Products" that are protected under this warranty can be: (a) cellular telephones, (b) radar sets, (c) two-way radios, and (d) wireless telephones.

Motorola de Mexico S.A., at its option, will at no charge repair, replace, or refund the purchase price of any "Product" that does not conform to this warranty.

Motorola may use functionally equivalent reconditioned/refurbished/pre-owned or new products, accessories, or parts. Updates in software are not covered.

II. Length of Warranty Coverage

The length of coverage is one (1) year from the date the new "Product" was purchased from an authorized distributor.

III. Place where consumers can make the warranty effective, obtain parts, components, and accessories

Motorola de México, S.A.
Bosques de Alisos 125
Col. Bosques de las Lomas
Del. Cuajimalpa
Te:(55) 5257-6700

IV. Procedure to Make the Warranty Effective

For warranty service, return the "Product" (with its components and accessories, such as batteries, antennas, and charger) to the place of purchase, to the address above, or to an authorized service center, or call 01 800 021 0000. To request a refund, you must present this warranty, sealed by the place of purchase, along with the "Product."

V. Warranty Limitations or Exceptions

The warranty is not valid when:

- The "Product" has been used in conditions different from the normal ones.
- The "Product" has not been operated as described in the operating instructions.)
- The "Product" has been altered or repaired by someone other than Motorola, or its authorized service centers.

If repairs are not covered by this warranty, Motorola, at the request of the purchaser, will provide information regarding availability, prices, and other conditions for the repair of the "Product."

To obtain information on products that need repairs not covered by this warranty, please call 01 800 021 0000.

Product Model:	Date of Purchase:

Seal of the authorized or established distributor where the “Product” was purchased:

Note: In other countries, consult the laws and local regulations under the warranty and its local Motorola office.

Information from the World Health Organization

Present scientific information does not indicate the need for any special precautions for the use of mobile phones. If you are concerned, you may want to limit your own or your children’s RF exposure by limiting the length of calls or by using handsfree devices to keep mobile phones away from your head and body.
Source: WHO Fact Sheet 193
Further information: http://www.who.int/peh-emf

CaringfortheEnvironmentbyRecycling

This symbol on a Motorola product means the product should not be disposed of with household waste.

Disposal of your Mobile Device & Accessories

Please do not dispose of mobile devices or electrical accessories (such as chargers, headsets, or batteries) with your household waste. Do not dispose of your battery or mobile device in a fire. These items should be disposed of in accordance with the national collection and recycling schemes operated by your local or regional authority. Alternatively, you may return

unwanted mobile devices and electrical accessories to any Motorola Approved Service Center in your region. Details of Motorola approved national recycling schemes, and further information on Motorola recycling activities can be found at: www.motorola.com/recycling

Disposal of your Mobile Device Packaging & Product Guide

Product packaging and product guides should only be disposed of in accordance with national collection and recycling requirements. Please contact your regional authorities for more details.

Privacy & Data Security

Motorola understands that privacy and data security are important to everyone. Because some features of your mobile device may affect your privacy or data security, please follow these recommendations to enhance protection of your information:

- **Monitor access**—Keep your mobile device with you and do not leave it where others may have unmonitored access. Lock your device's keypad where this feature is available.
- **Keep software up to date**—If Motorola or a software/application vendor releases a patch or software fix for your mobile device that updates the device's security, install it as soon as possible.
- **Secure personal information**—Your mobile device can store personal information in various locations including your SIM card, memory card, and phone memory. Be sure to remove or clear all personal information before you recycle, return, or give away your device. You can also backup your personal data to transfer to a new device.

  Note: For information on how to backup or wipe data from your mobile device, go to www.motorola.com/support
- **Online accounts**—Some mobile devices provide a Motorola online account (such as MOTOBLUR). Go to your account for information on how to manage the account, and how to use security features such as remote wipe and device location (where available).

- **Location-based information**—Location-based information includes information that can be used to determine the approximate location of a mobile device. Mobile phones which are connected to a wireless network transmit location-based information. Devices enabled with GPS or AGPS technology also transmit location-based information. Additionally, if you use applications that require location-based information (e.g. driving directions), such applications transmit location-based information. This location-based information may be shared with third parties, including your wireless service provider, applications providers, Motorola, and other third parties providing services.
- **Other information your device may transmit**—Your device may also transmit testing and other diagnostic (including location-based) information, and other non-personal information to Motorola or other third-party servers. This information is used to help improve products and services offered by Motorola.

If you have further questions regarding how the use of your mobile device may impact your privacy or data security, please contact Motorola at privacy@motorola.com, or contact your service provider.

Smart Practices While Driving

Drive Safe, Call Smart

Check the laws and regulations on the use of mobile devices and their accessories in the areas where you drive. Always obey them. The use of these devices may be prohibited or restricted in certain areas—for example, handsfree use only. Go to www.motorola.com/callsmart **(in English only) for more information.**

Your mobile device lets you communicate by voice and data—almost anywhere, anytime, wherever wireless service is available and safe conditions allow. When driving a car, driving is your first responsibility. If you choose to use your mobile device while driving, remember the following tips:

- **Get to know your Motorola mobile device and its features such as speed dial and redial.** If available, these features help you to place your call without taking your attention off the road.

- **When available, use a handsfree device.** If possible, add an additional layer of convenience to your mobile device with one of the many Motorola Original handsfree accessories available today.

TM

- **Position your mobile device within easy reach.** Be able to access your mobile device without removing your eyes from the road. If you receive an incoming call at an inconvenient time, if possible, let your voicemail answer it for you.
- **Let the person you are speaking with know you are driving; if necessary, suspend the call in heavy traffic or hazardous weather conditions.** Rain, sleet, snow, ice, and even heavy traffic can be hazardous.
- **Do not take notes or look up phone numbers while driving.** Jotting down a "to do" list or going through your address book takes attention away from your primary responsibility—driving safely.
- **Dial sensibly and assess the traffic; if possible, place calls when your car is not moving or before pulling into traffic.** If you must make a call while moving, dial only a few numbers, check the road and your mirrors, then continue.
- **Do not engage in stressful or emotional conversations that may be distracting.** Make people you are talking with aware you are driving and suspend conversations that can divert your attention away from the road.
- **Use your mobile device to call for help.** Dial 911 or other local emergency number in the case of fire, traffic accident, or medical emergencies (wherever wireless phone service is available).
- **Use your mobile device to help others in emergencies.** If you see an auto accident, crime in progress, or other serious emergency where lives are in danger, call 911 or other local emergency number (wherever wireless phone service is available), as you would want others to do for you.
- **Call roadside assistance or a special non-emergency wireless assistance number when necessary.** If you see a broken-down vehicle posing no serious hazard, a broken traffic signal, a minor traffic accident where no one appears injured, or a vehicle you know to be stolen, call roadside assistance or other special non-emergency wireless number (wherever wireless phone service is available).

Motorola, Inc.
Consumer Advocacy Office
600 N US Hwy 45
Libertyville, IL 60048
www.hellomoto.com
Motorola Argentina S.A.
Suipacha 1111 - Piso 18
C1008AAW Buenos Aires
ARGENTINA

Certain mobile phone features are dependent on the capabilities and settings of your service provider's network. Additionally, certain features may not be activated by your service provider, and/or the provider's network settings may limit the feature's functionality. Always contact your service provider about feature availability and functionality. All features, functionality, and other product specifications, as well as the information contained in this guide, are based upon the latest available information and believed to be accurate at the time of printing. Motorola reserves the right to change or modify any information or specifications without notice or obligation.

MOTOROLA and the Stylized M Logo are registered in the US Patent & Trademark Office. The MOTOBLUR Logo is a trademark of Motorola. The Bluetooth trademarks are owned by their proprietor and used by Motorola, Inc. under license. Microsoft, Windows, Windows Me, and Windows Vista are registered trademarks of Microsoft Corporation in the United States and other countries. Facebook is a trademark of Facebook, Inc. Google, YouTube, Picasa, Gmail, and the Google logo are trademarks of Google, Inc. WiFi is a Certification Mark of the Wireless Fidelity Alliance, Inc. All other product or service names are the property of their respective owners.
© 2010 Motorola, Inc. All rights reserved.

Caution: Changes or modifications made in the radio phone, not expressly approved by Motorola, will void the user's authority to operate the equipment.

MOTOROLA **FLIPOUT** with MOTOBLUR (MB511)
Manual Number: 68014689001-A

www.motorola.com