#01 GSM850_Right Cheek_Ch189

DUT: 181924-03

Communication System: GSM850; Frequency: 836.4 MHz;Duty Cycle: 1:8.3
Medium: HSL_850_110828 Medium parameters used : f = 836.4 MHz; σ = 0.886 mho/m; ε_r = 41.5; ρ = 1000 kg/m^3
Ambient Temperature：22.6 ℃； Liquid Temperature：21.6 ℃

DASY4 Configuration:
- Probe: EX3DV4 - SN3792; ConvF(8.93, 8.93, 8.93); Calibrated: 2011/6/20
- Sensor-Surface: 4mm (Mechanical Surface Detection)
- Electronics: DAE3 Sn495; Calibrated: 2011/4/28
- Phantom: SAM-Right; Type: QD 000 P40 C; Serial: TP-1383
- Measurement SW: DASY4, V4.7 Build 80; Postprocessing SW: SEMCAD, V1.8 Build 186

Ch189/Area Scan (41x71x1): Measurement grid: dx=20mm, dy=20mm
Maximum value of SAR (interpolated) = 0.678 mW/g

Ch189/Zoom Scan (5x5x7)/Cube 0: Measurement grid: dx=8mm, dy=8mm, dz=5mm
Reference Value = 7.85 V/m; Power Drift = -0.077 dB
Peak SAR (extrapolated) = 0.765 W/kg
SAR(1 g) = 0.599 mW/g; SAR(10 g) = 0.442 mW/g
Maximum value of SAR (measured) = 0.623 mW/g

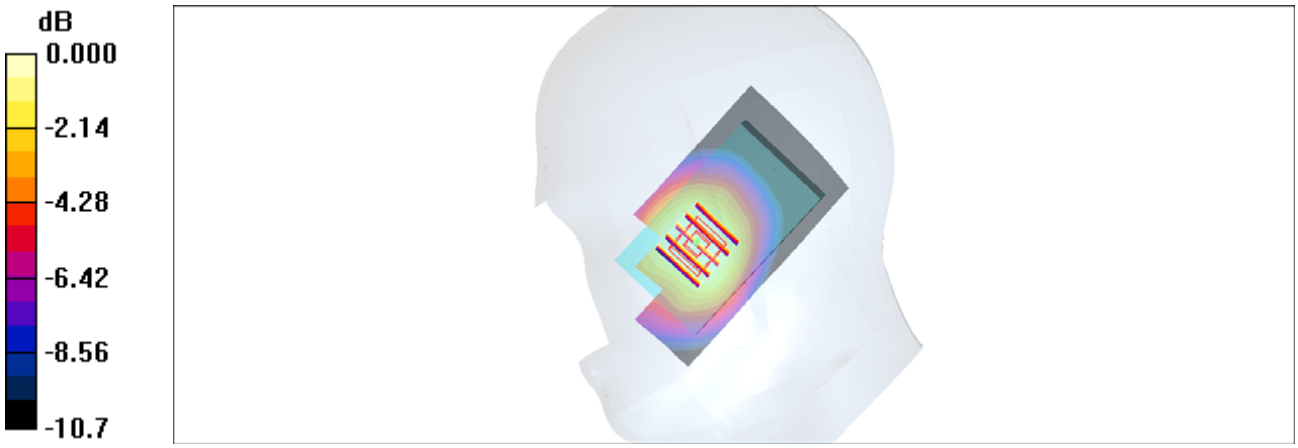

0 dB = 0.623mW/g

#02 GSM850_Right Tilted_Ch189

DUT: 181924-03

Communication System: GSM850; Frequency: 836.4 MHz;Duty Cycle: 1:8.3
Medium: HSL_850_110828 Medium parameters used : f = 836.4 MHz; σ = 0.886 mho/m; ε_r = 41.5; ρ = 1000 kg/m^3
Ambient Temperature：22.6 ℃； Liquid Temperature：21.6 ℃

DASY4 Configuration:
- Probe: EX3DV4 - SN3792; ConvF(8.93, 8.93, 8.93); Calibrated: 2011/6/20
- Sensor-Surface: 4mm (Mechanical Surface Detection)
- Electronics: DAE3 Sn495; Calibrated: 2011/4/28
- Phantom: SAM-Right; Type: QD 000 P40 C; Serial: TP-1383
- Measurement SW: DASY4, V4.7 Build 80; Postprocessing SW: SEMCAD, V1.8 Build 186

Ch189/Area Scan (41x71x1): Measurement grid: dx=20mm, dy=20mm
Maximum value of SAR (interpolated) = 0.389 mW/g

Ch189/Zoom Scan (5x5x7)/Cube 0: Measurement grid: dx=8mm, dy=8mm, dz=5mm
Reference Value = 13.4 V/m; Power Drift = -0.043 dB
Peak SAR (extrapolated) = 0.456 W/kg
SAR(1 g) = 0.367 mW/g; SAR(10 g) = 0.276 mW/g
Maximum value of SAR (measured) = 0.388 mW/g

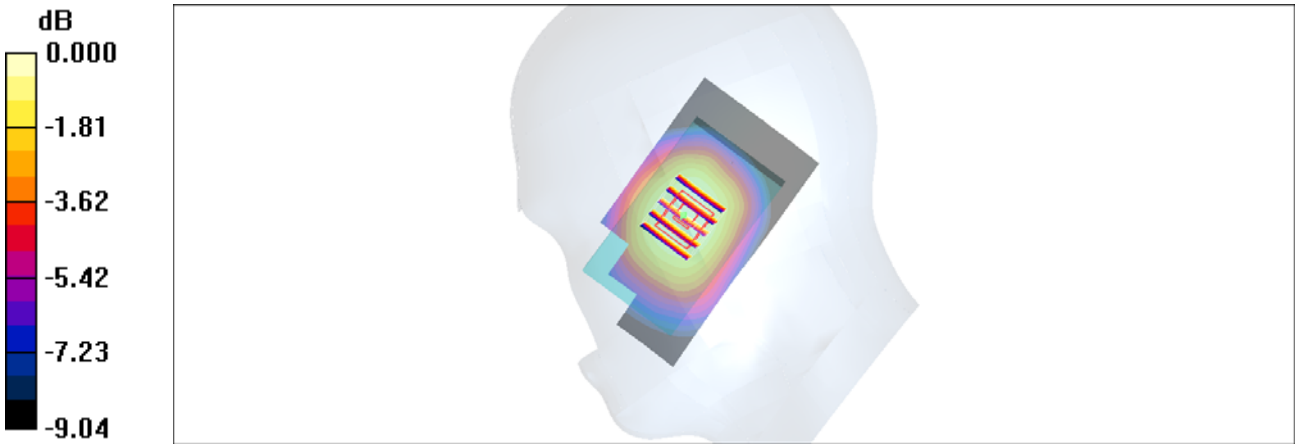

0 dB = 0.388mW/g

#03 GSM850_Left Cheek_Ch189

DUT: 181924-03

Communication System: GSM850; Frequency: 836.4 MHz;Duty Cycle: 1:8.3
Medium: HSL_850_110828 Medium parameters used : f = 836.4 MHz; σ = 0.886 mho/m; ε_r = 41.5; ρ = 1000 kg/m^3
Ambient Temperature：22.6 ℃; Liquid Temperature：21.6 ℃

DASY4 Configuration:
- Probe: EX3DV4 - SN3792; ConvF(8.93, 8.93, 8.93); Calibrated: 2011/6/20
- Sensor-Surface: 4mm (Mechanical Surface Detection)
- Electronics: DAE3 Sn495; Calibrated: 2011/4/28
- Phantom: SAM-Right; Type: QD 000 P40 C; Serial: TP-1383
- Measurement SW: DASY4, V4.7 Build 80; Postprocessing SW: SEMCAD, V1.8 Build 186

Ch189/Area Scan (41x71x1): Measurement grid: dx=20mm, dy=20mm
Maximum value of SAR (interpolated) = 0.669 mW/g

Ch189/Zoom Scan (5x5x7)/Cube 0: Measurement grid: dx=8mm, dy=8mm, dz=5mm
Reference Value = 7.88 V/m; Power Drift = -0.054 dB
Peak SAR (extrapolated) = 0.886 W/kg
SAR(1 g) = 0.604 mW/g; SAR(10 g) = 0.416 mW/g
Maximum value of SAR (measured) = 0.649 mW/g



0 dB = 0.649mW/g

Test Laboratory: Sporton International Inc. SAR/HAC Testing Lab Date: 2011/8/28

#03 GSM850_Left Cheek_Ch189_2D

DUT: 181924-03

Communication System: GSM850; Frequency: 836.4 MHz;Duty Cycle: 1:8.3
Medium: HSL_850_110828 Medium parameters used : f = 836.4 MHz; σ = 0.886 mho/m; ε_r = 41.5; ρ = 1000 kg/m^3
Ambient Temperature：22.6 ℃； Liquid Temperature：21.6 ℃

DASY4 Configuration:
- Probe: EX3DV4 - SN3792; ConvF(8.93, 8.93, 8.93); Calibrated: 2011/6/20
- Sensor-Surface: 4mm (Mechanical Surface Detection)
- Electronics: DAE3 Sn495; Calibrated: 2011/4/28
- Phantom: SAM-Right; Type: QD 000 P40 C; Serial: TP-1383
- Measurement SW: DASY4, V4.7 Build 80; Postprocessing SW: SEMCAD, V1.8 Build 186

Ch189/Area Scan (41x71x1): Measurement grid: dx=20mm, dy=20mm
Maximum value of SAR (interpolated) = 0.669 mW/g

Ch189/Zoom Scan (5x5x7)/Cube 0: Measurement grid: dx=8mm, dy=8mm, dz=5mm
Reference Value = 7.88 V/m; Power Drift = -0.054 dB
Peak SAR (extrapolated) = 0.886 W/kg
SAR(1 g) = 0.604 mW/g; SAR(10 g) = 0.416 mW/g
Maximum value of SAR (measured) = 0.649 mW/g

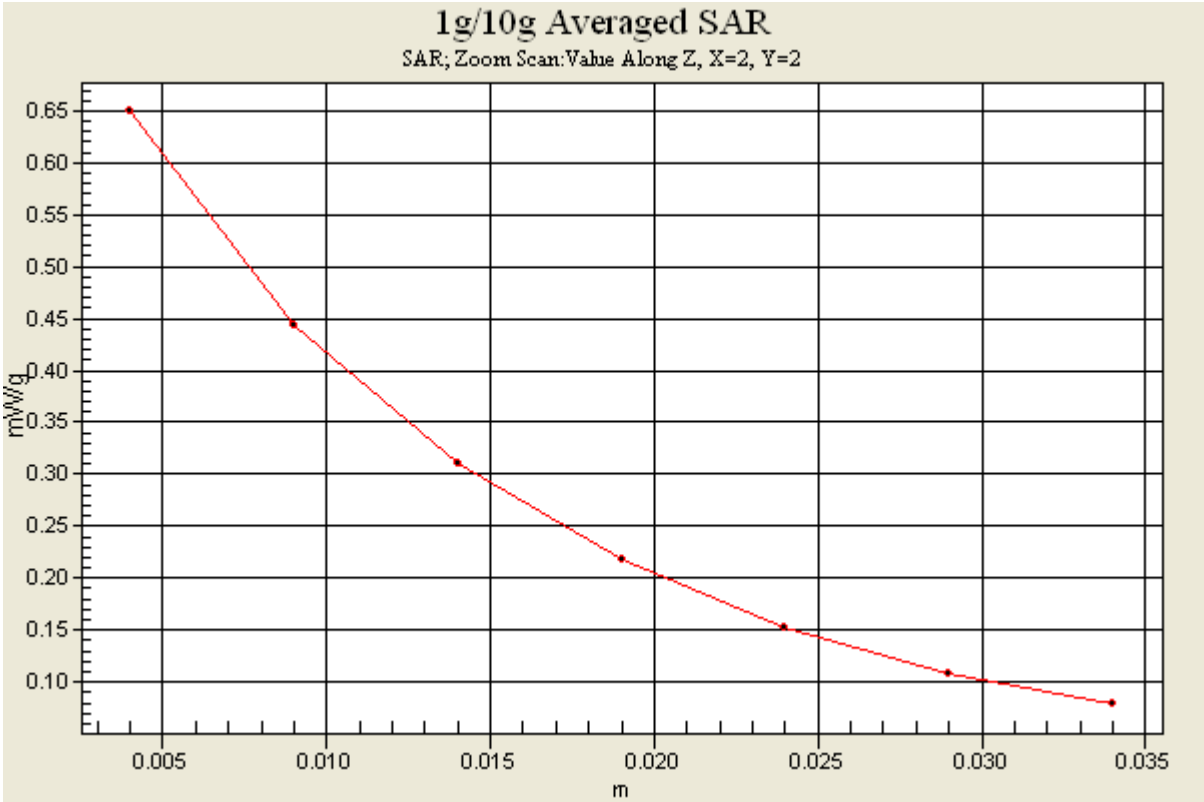

Test Laboratory: Sporton International Inc. SAR/HAC Testing Lab Date: 2011/8/28

#04 GSM850_Left Tilted_Ch189

DUT: 181924-03

Communication System: GSM850; Frequency: 836.4 MHz;Duty Cycle: 1:8.3
Medium: HSL_850_110828 Medium parameters used : f = 836.4 MHz; σ = 0.886 mho/m; ε_r = 41.5; ρ = 1000 kg/m^3
Ambient Temperature：22.6 ℃； Liquid Temperature：21.6 ℃

DASY4 Configuration:
- Probe: EX3DV4 - SN3792; ConvF(8.93, 8.93, 8.93); Calibrated: 2011/6/20
- Sensor-Surface: 4mm (Mechanical Surface Detection)
- Electronics: DAE3 Sn495; Calibrated: 2011/4/28
- Phantom: SAM-Right; Type: QD 000 P40 C; Serial: TP-1383
- Measurement SW: DASY4, V4.7 Build 80; Postprocessing SW: SEMCAD, V1.8 Build 186

Ch189/Area Scan (41x71x1): Measurement grid: dx=20mm, dy=20mm
Maximum value of SAR (interpolated) = 0.452 mW/g

Ch189/Zoom Scan (5x5x7)/Cube 0: Measurement grid: dx=8mm, dy=8mm, dz=5mm
Reference Value = 13.2 V/m; Power Drift = 0.076 dB
Peak SAR (extrapolated) = 0.525 W/kg
SAR(1 g) = 0.421 mW/g; SAR(10 g) = 0.317 mW/g
Maximum value of SAR (measured) = 0.443 mW/g



0 dB = 0.443mW/g

#05 GSM1900_Right Cheek_Ch661

DUT: 181924-03

Communication System: PCS; Frequency: 1880 MHz;Duty Cycle: 1:8.3
Medium: HSL_1900_110828 Medium parameters used: f = 1880 MHz; σ = 1.41 mho/m; ε_r = 39; ρ = 1000 kg/m^3
Ambient Temperature：22.4 ℃; Liquid Temperature：21.4 ℃

DASY4 Configuration:
- Probe: EX3DV4 - SN3792; ConvF(7.76, 7.76, 7.76); Calibrated: 2011/6/20
- Sensor-Surface: 4mm (Mechanical Surface Detection)
- Electronics: DAE3 Sn495; Calibrated: 2011/4/28
- Phantom: SAM-Left; Type: QD 000 P40 C; Serial: TP-1477
- Measurement SW: DASY4, V4.7 Build 80; Postprocessing SW: SEMCAD, V1.8 Build 186

Ch661/Area Scan (41x71x1): Measurement grid: dx=20mm, dy=20mm
Maximum value of SAR (interpolated) = 0.632 mW/g

Ch661/Zoom Scan (5x5x7)/Cube 0: Measurement grid: dx=8mm, dy=8mm, dz=5mm
Reference Value = 8.83 V/m; Power Drift = -0.178 dB
Peak SAR (extrapolated) = 0.833 W/kg
SAR(1 g) = 0.547 mW/g; SAR(10 g) = 0.345 mW/g
Maximum value of SAR (measured) = 0.587 mW/g



0 dB = 0.587mW/g

#06 GSM1900_Right Tilted_Ch661

DUT: 181924-03

Communication System: PCS; Frequency: 1880 MHz;Duty Cycle: 1:8.3
Medium: HSL_1900_110828 Medium parameters used: f = 1880 MHz; σ = 1.41 mho/m; ε_r = 39; ρ = 1000 kg/m^3
Ambient Temperature：22.4 ℃； Liquid Temperature：21.4 ℃

DASY4 Configuration:
- Probe: EX3DV4 - SN3792; ConvF(7.76, 7.76, 7.76); Calibrated: 2011/6/20
- Sensor-Surface: 4mm (Mechanical Surface Detection)
- Electronics: DAE3 Sn495; Calibrated: 2011/4/28
- Phantom: SAM-Left; Type: QD 000 P40 C; Serial: TP-1477
- Measurement SW: DASY4, V4.7 Build 80; Postprocessing SW: SEMCAD, V1.8 Build 186

Ch661/Area Scan (41x71x1): Measurement grid: dx=20mm, dy=20mm
Maximum value of SAR (interpolated) = 0.227 mW/g

Ch661/Zoom Scan (5x5x7)/Cube 0: Measurement grid: dx=8mm, dy=8mm, dz=5mm
Reference Value = 13.1 V/m; Power Drift = -0.073 dB
Peak SAR (extrapolated) = 0.354 W/kg
SAR(1 g) = 0.213 mW/g; SAR(10 g) = 0.119 mW/g
Maximum value of SAR (measured) = 0.227 mW/g

Ch661/Zoom Scan (5x5x7)/Cube 1: Measurement grid: dx=8mm, dy=8mm, dz=5mm
Reference Value = 13.1 V/m; Power Drift = -0.073 dB
Peak SAR (extrapolated) = 0.196 W/kg
SAR(1 g) = 0.134 mW/g; SAR(10 g) = 0.086 mW/g
Maximum value of SAR (measured) = 0.140 mW/g

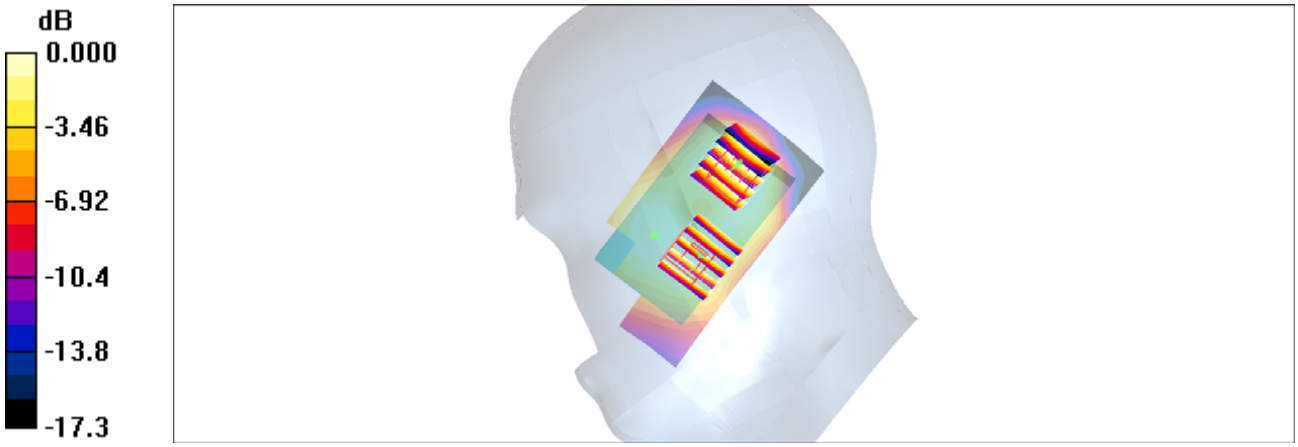

0 dB = 0.140mW/g

#07 GSM1900_Left Cheek_Ch661

DUT: 181924-03

Communication System: PCS; Frequency: 1880 MHz;Duty Cycle: 1:8.3
Medium: HSL_1900_110828 Medium parameters used: f = 1880 MHz; σ = 1.41 mho/m; ε_r = 39; ρ = 1000 kg/m^3
Ambient Temperature：22.4 ℃; Liquid Temperature：21.4 ℃

DASY4 Configuration:
- Probe: EX3DV4 - SN3792; ConvF(7.76, 7.76, 7.76); Calibrated: 2011/6/20
- Sensor-Surface: 4mm (Mechanical Surface Detection)
- Electronics: DAE3 Sn495; Calibrated: 2011/4/28
- Phantom: SAM-Left; Type: QD 000 P40 C; Serial: TP-1477
- Measurement SW: DASY4, V4.7 Build 80; Postprocessing SW: SEMCAD, V1.8 Build 186

Ch661/Area Scan (41x71x1): Measurement grid: dx=20mm, dy=20mm
Maximum value of SAR (interpolated) = 0.901 mW/g

Ch661/Zoom Scan (5x5x7)/Cube 0: Measurement grid: dx=8mm, dy=8mm, dz=5mm
Reference Value = 6.91 V/m; Power Drift = 0.055 dB
Peak SAR (extrapolated) = 1.38 W/kg
SAR(1 g) = 0.782 mW/g; SAR(10 g) = 0.424 mW/g
Maximum value of SAR (measured) = 0.867 mW/g



0 dB = 0.867mW/g

Test Laboratory: Sporton International Inc. SAR/HAC Testing Lab Date: 2011/8/28

#07 GSM1900_Left Cheek_Ch661_2D

DUT: 181924-03

Communication System: PCS; Frequency: 1880 MHz;Duty Cycle: 1:8.3
Medium: HSL_1900_110828 Medium parameters used: f = 1880 MHz; σ = 1.41 mho/m; ε_r = 39; ρ = 1000 kg/m^3
Ambient Temperature：22.4 ℃； Liquid Temperature：21.4 ℃

DASY4 Configuration:
- Probe: EX3DV4 - SN3792; ConvF(7.76, 7.76, 7.76); Calibrated: 2011/6/20
- Sensor-Surface: 4mm (Mechanical Surface Detection)
- Electronics: DAE3 Sn495; Calibrated: 2011/4/28
- Phantom: SAM-Left; Type: QD 000 P40 C; Serial: TP-1477
- Measurement SW: DASY4, V4.7 Build 80; Postprocessing SW: SEMCAD, V1.8 Build 186

Ch661/Area Scan (41x71x1): Measurement grid: dx=20mm, dy=20mm
Maximum value of SAR (interpolated) = 0.901 mW/g

Ch661/Zoom Scan (5x5x7)/Cube 0: Measurement grid: dx=8mm, dy=8mm, dz=5mm
Reference Value = 6.91 V/m; Power Drift = 0.055 dB
Peak SAR (extrapolated) = 1.38 W/kg
SAR(1 g) = 0.782 mW/g; SAR(10 g) = 0.424 mW/g
Maximum value of SAR (measured) = 0.867 mW/g

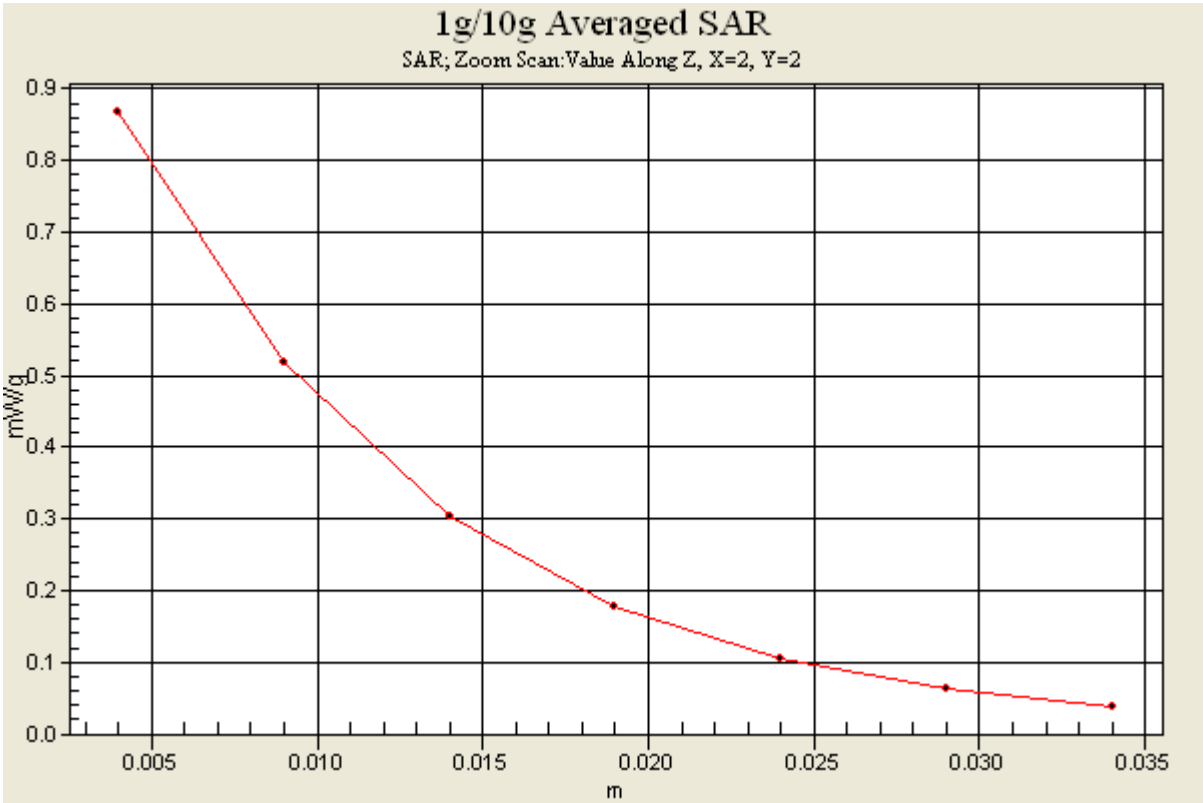

#08 GSM1900_Left Tilted_Ch661

DUT: 181924-03

Communication System: PCS; Frequency: 1880 MHz;Duty Cycle: 1:8.3
Medium: HSL_1900_110828 Medium parameters used: f = 1880 MHz; σ = 1.41 mho/m; ε_r = 39; ρ = 1000 kg/m^3
Ambient Temperature：22.4 ℃； Liquid Temperature：21.4 ℃

DASY4 Configuration:
- Probe: EX3DV4 - SN3792; ConvF(7.76, 7.76, 7.76); Calibrated: 2011/6/20
- Sensor-Surface: 4mm (Mechanical Surface Detection)
- Electronics: DAE3 Sn495; Calibrated: 2011/4/28
- Phantom: SAM-Left; Type: QD 000 P40 C; Serial: TP-1477
- Measurement SW: DASY4, V4.7 Build 80; Postprocessing SW: SEMCAD, V1.8 Build 186

Ch661/Area Scan (41x71x1): Measurement grid: dx=20mm, dy=20mm
Maximum value of SAR (interpolated) = 0.250 mW/g

Ch661/Zoom Scan (5x5x7)/Cube 0: Measurement grid: dx=8mm, dy=8mm, dz=5mm
Reference Value = 12.6 V/m; Power Drift = 0.025 dB
Peak SAR (extrapolated) = 0.351 W/kg
SAR(1 g) = 0.219 mW/g; SAR(10 g) = 0.129 mW/g
Maximum value of SAR (measured) = 0.241 mW/g

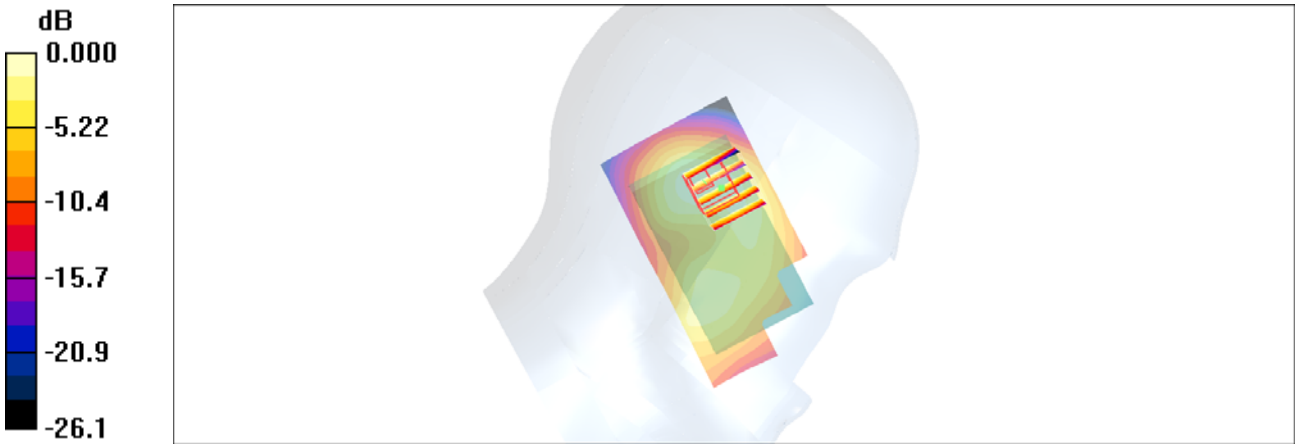

0 dB = 0.241mW/g

#09 WCDMA V_RMC12.2K_Right Cheek_4182

DUT: 181924-03

Communication System: WCDMA; Frequency: 836.4 MHz;Duty Cycle: 1:1
Medium: HSL_850_110828 Medium parameters used : f = 836.4 MHz; σ = 0.886 mho/m; ε_r = 41.5; ρ = 1000 kg/m^3
Ambient Temperature：22.6 ℃； Liquid Temperature：21.6 ℃

DASY4 Configuration:
- Probe: EX3DV4 - SN3792; ConvF(8.93, 8.93, 8.93); Calibrated: 2011/6/20
- Sensor-Surface: 4mm (Mechanical Surface Detection)
- Electronics: DAE3 Sn495; Calibrated: 2011/4/28
- Phantom: SAM-Right; Type: QD 000 P40 C; Serial: TP-1383
- Measurement SW: DASY4, V4.7 Build 80; Postprocessing SW: SEMCAD, V1.8 Build 186

Ch4182/Area Scan (41x71x1): Measurement grid: dx=20mm, dy=20mm
Maximum value of SAR (interpolated) = 0.578 mW/g

Ch4182/Zoom Scan (5x5x7)/Cube 0: Measurement grid: dx=8mm, dy=8mm, dz=5mm
Reference Value = 8.08 V/m; Power Drift = -0.118 dB
Peak SAR (extrapolated) = 0.677 W/kg
SAR(1 g) = 0.525 mW/g; SAR(10 g) = 0.387 mW/g
Maximum value of SAR (measured) = 0.550 mW/g

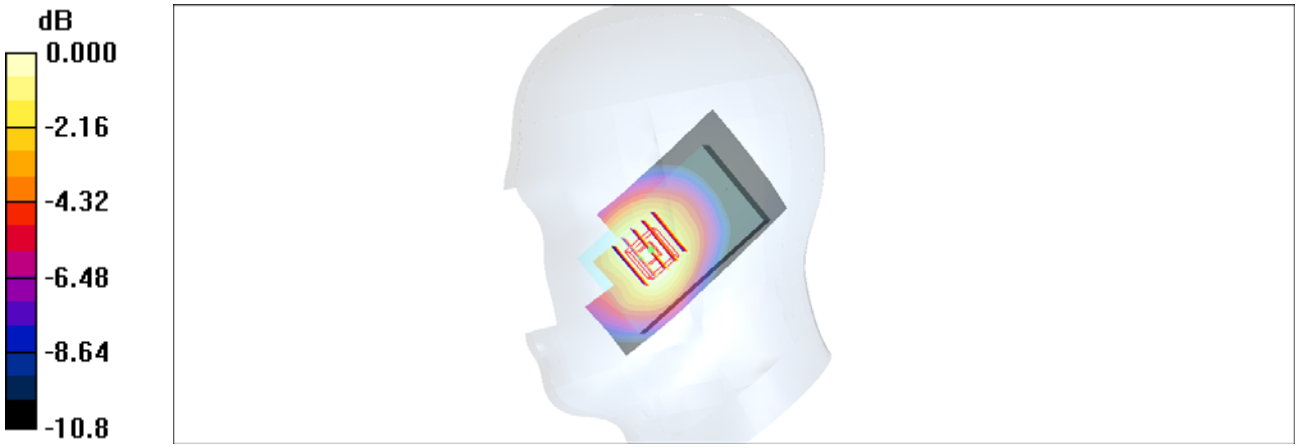

0 dB = 0.550mW/g

#10 WCDMA V_RMC12.2K_Right Tilted_4182

DUT: 181924-03

Communication System: WCDMA; Frequency: 836.4 MHz;Duty Cycle: 1:1
Medium: HSL_850_110828 Medium parameters used : f = 836.4 MHz; σ = 0.886 mho/m; ε_r = 41.5; ρ = 1000 kg/m^3
Ambient Temperature：22.6 ℃； Liquid Temperature：21.6 ℃

DASY4 Configuration:
- Probe: EX3DV4 - SN3792; ConvF(8.93, 8.93, 8.93); Calibrated: 2011/6/20
- Sensor-Surface: 4mm (Mechanical Surface Detection)
- Electronics: DAE3 Sn495; Calibrated: 2011/4/28
- Phantom: SAM-Right; Type: QD 000 P40 C; Serial: TP-1383
- Measurement SW: DASY4, V4.7 Build 80; Postprocessing SW: SEMCAD, V1.8 Build 186

Ch4182/Area Scan (41x71x1): Measurement grid: dx=20mm, dy=20mm
Maximum value of SAR (interpolated) = 0.331 mW/g

Ch4182/Zoom Scan (5x5x7)/Cube 0: Measurement grid: dx=8mm, dy=8mm, dz=5mm
Reference Value = 13.4 V/m; Power Drift = 0.016 dB
Peak SAR (extrapolated) = 0.390 W/kg
SAR(1 g) = 0.313 mW/g; SAR(10 g) = 0.237 mW/g
Maximum value of SAR (measured) = 0.331 mW/g

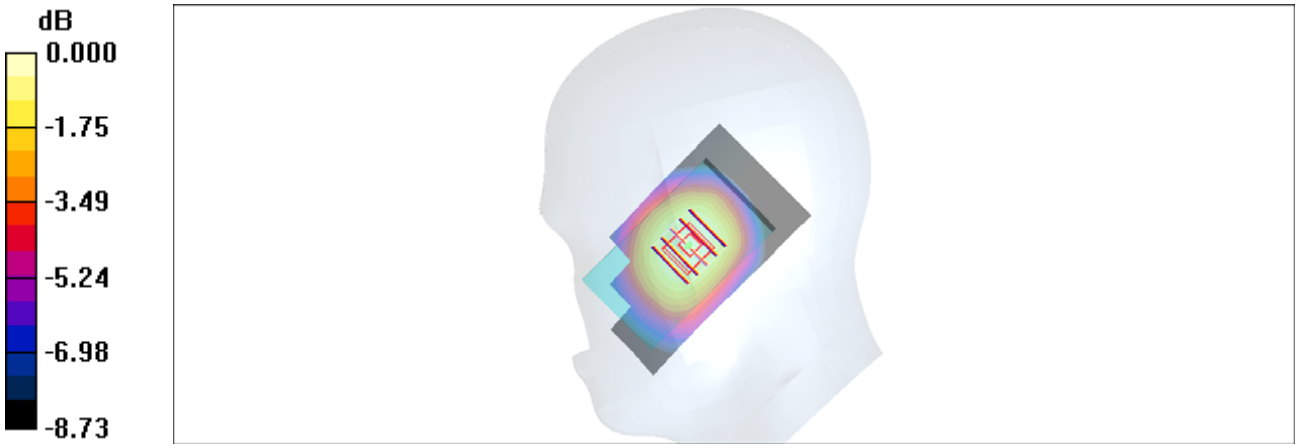

0 dB = 0.331mW/g

#11 WCDMA V_RMC12.2K_Left Check_4182

DUT: 181924-03

Communication System: WCDMA; Frequency: 836.4 MHz;Duty Cycle: 1:1
Medium: HSL_850_110828 Medium parameters used : f = 836.4 MHz; σ = 0.886 mho/m; ε_r = 41.5; ρ = 1000 kg/m^3
Ambient Temperature：22.6 ℃； Liquid Temperature：21.6 ℃

DASY4 Configuration:
- Probe: EX3DV4 - SN3792; ConvF(8.93, 8.93, 8.93); Calibrated: 2011/6/20
- Sensor-Surface: 4mm (Mechanical Surface Detection)
- Electronics: DAE3 Sn495; Calibrated: 2011/4/28
- Phantom: SAM-Right; Type: QD 000 P40 C; Serial: TP-1383
- Measurement SW: DASY4, V4.7 Build 80; Postprocessing SW: SEMCAD, V1.8 Build 186

Ch4182/Area Scan (41x71x1): Measurement grid: dx=20mm, dy=20mm
Maximum value of SAR (interpolated) = 0.607 mW/g

Ch4182/Zoom Scan (5x5x7)/Cube 0: Measurement grid: dx=8mm, dy=8mm, dz=5mm
Reference Value = 8.96 V/m; Power Drift = -0.191 dB
Peak SAR (extrapolated) = 0.799 W/kg
SAR(1 g) = 0.548 mW/g; SAR(10 g) = 0.388 mW/g
Maximum value of SAR (measured) = 0.585 mW/g

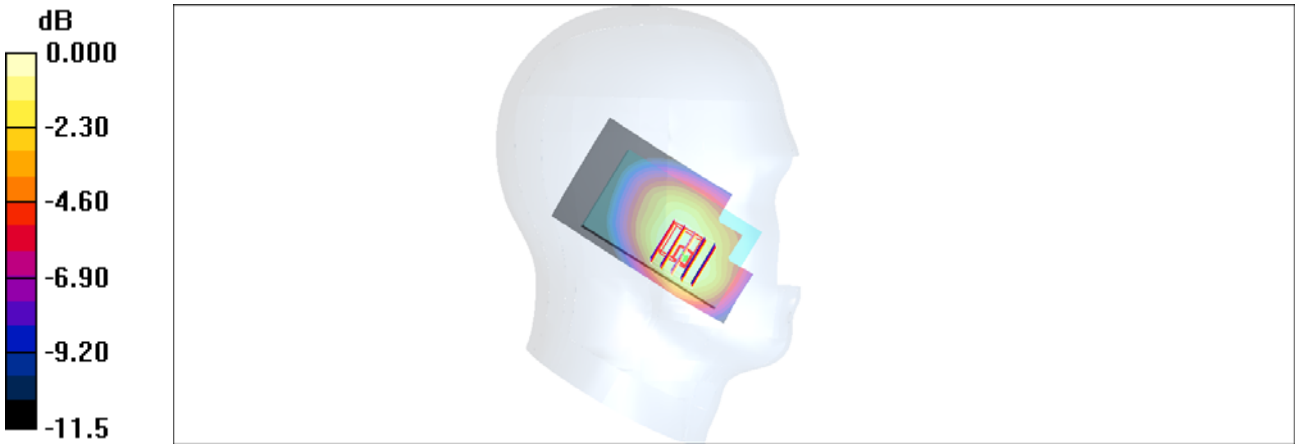

0 dB = 0.585mW/g

Test Laboratory: Sporton International Inc. SAR/HAC Testing Lab Date: 2011/8/28

#11 WCDMA V_RMC12.2K_Left Check_4182_2D

DUT: 181924-03

Communication System: WCDMA; Frequency: 836.4 MHz;Duty Cycle: 1:1
Medium: HSL_850_110828 Medium parameters used : f = 836.4 MHz; σ = 0.886 mho/m; ε_r = 41.5; ρ = 1000 kg/m^3
Ambient Temperature：22.6 ℃; Liquid Temperature：21.6 ℃

DASY4 Configuration:
- Probe: EX3DV4 - SN3792; ConvF(8.93, 8.93, 8.93); Calibrated: 2011/6/20
- Sensor-Surface: 4mm (Mechanical Surface Detection)
- Electronics: DAE3 Sn495; Calibrated: 2011/4/28
- Phantom: SAM-Right; Type: QD 000 P40 C; Serial: TP-1383
- Measurement SW: DASY4, V4.7 Build 80; Postprocessing SW: SEMCAD, V1.8 Build 186

Ch4182/Area Scan (41x71x1): Measurement grid: dx=20mm, dy=20mm
Maximum value of SAR (interpolated) = 0.607 mW/g

Ch4182/Zoom Scan (5x5x7)/Cube 0: Measurement grid: dx=8mm, dy=8mm, dz=5mm
Reference Value = 8.96 V/m; Power Drift = -0.191 dB
Peak SAR (extrapolated) = 0.799 W/kg
SAR(1 g) = 0.548 mW/g; SAR(10 g) = 0.388 mW/g
Maximum value of SAR (measured) = 0.585 mW/g

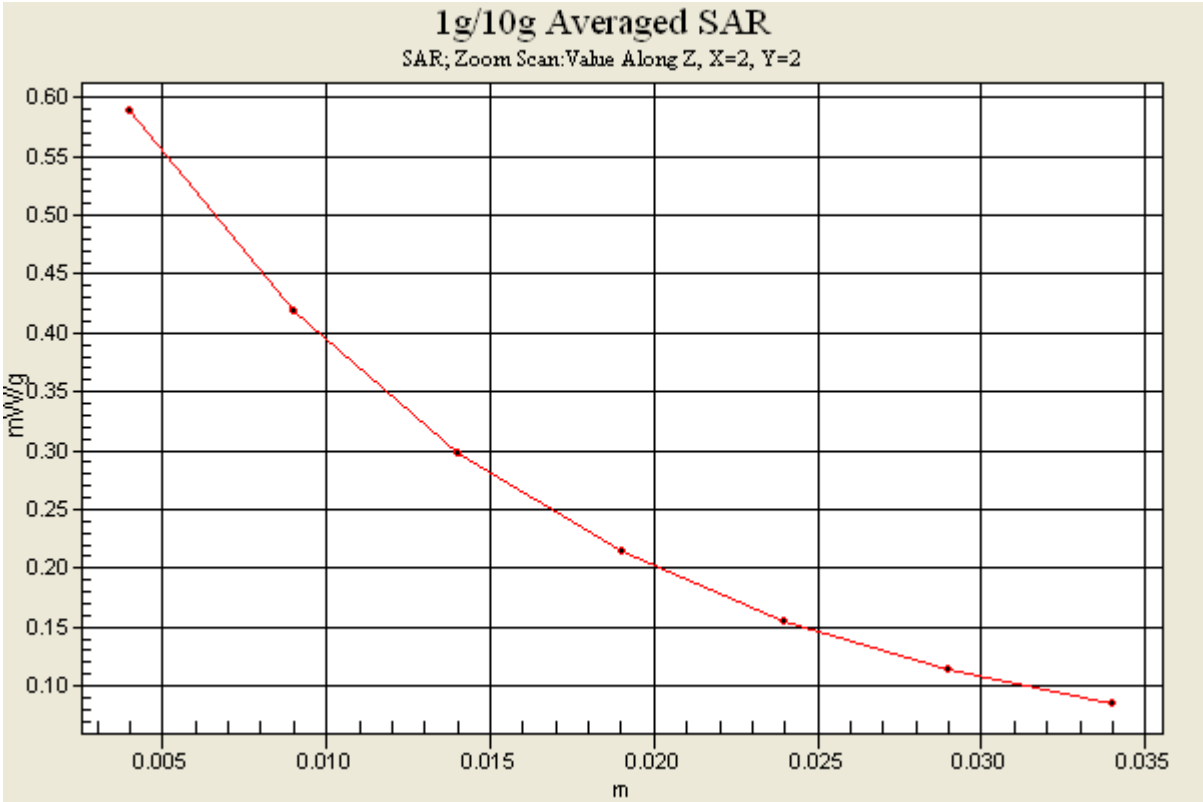

#12 WCDMA V_RMC12.2K_Left Tilted_4182

DUT: 181924-03

Communication System: WCDMA; Frequency: 836.4 MHz;Duty Cycle: 1:1
Medium: HSL_850_110828 Medium parameters used : f = 836.4 MHz; σ = 0.886 mho/m; ε_r = 41.5; ρ = 1000 kg/m^3
Ambient Temperature：22.6 ℃； Liquid Temperature：21.6 ℃

DASY4 Configuration:
- Probe: EX3DV4 - SN3792; ConvF(8.93, 8.93, 8.93); Calibrated: 2011/6/20
- Sensor-Surface: 4mm (Mechanical Surface Detection)
- Electronics: DAE3 Sn495; Calibrated: 2011/4/28
- Phantom: SAM-Right; Type: QD 000 P40 C; Serial: TP-1383
- Measurement SW: DASY4, V4.7 Build 80; Postprocessing SW: SEMCAD, V1.8 Build 186

Ch4182/Area Scan (41x71x1): Measurement grid: dx=20mm, dy=20mm
Maximum value of SAR (interpolated) = 0.335 mW/g

Ch4182/Zoom Scan (5x5x7)/Cube 0: Measurement grid: dx=8mm, dy=8mm, dz=5mm
Reference Value = 13.5 V/m; Power Drift = -0.039 dB
Peak SAR (extrapolated) = 0.396 W/kg
SAR(1 g) = 0.316 mW/g; SAR(10 g) = 0.236 mW/g
Maximum value of SAR (measured) = 0.333 mW/g

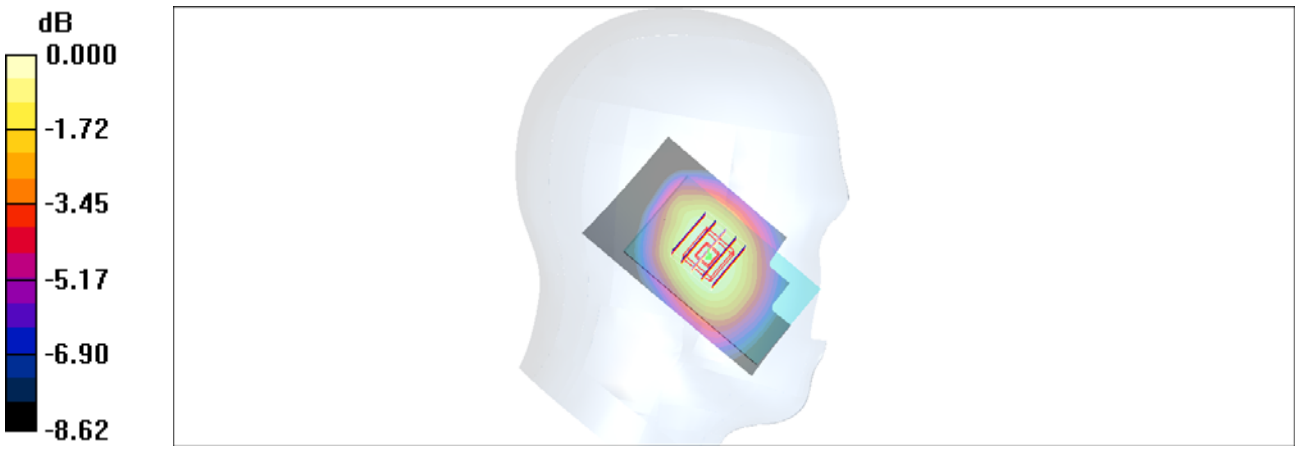

0 dB = 0.333mW/g

#13 WCDMA II_RMC12.2K_Right Cheek_9400

DUT: 181924-03

Communication System: WCDMA; Frequency: 1880 MHz;Duty Cycle: 1:1
Medium: HSL_1900_110830 Medium parameters used: f = 1880 MHz; σ = 1.409 mho/m; ε_r = 39.321; ρ = 1000 kg/m^3
Ambient Temperature：22.7 ℃; Liquid Temperature：21.7 ℃

DASY5 Configuration:
- Probe: EX3DV4 - SN3578; ConvF(7.26, 7.26, 7.26); Calibrated: 2011/6/21
- Sensor-Surface: 4mm (Mechanical Surface Detection)
- Electronics: DAE3 Sn577; Calibrated: 2011/1/13
- Phantom: SAM Right; Type: QD000P40CD; Serial: TP:1644
- Measurement SW: DASY52, Version 52.6 (2); SEMCAD X Version 14.4.5 (3634)

Ch9400/Area Scan (41x71x1): Measurement grid: dx=20mm, dy=20mm
Maximum value of SAR (interpolated) = 0.855 mW/g

Ch9400/Zoom Scan (5x5x7)/Cube 0: Measurement grid: dx=8mm, dy=8mm, dz=5mm
Reference Value = 10.365 V/m; Power Drift = -0.03 dB
Peak SAR (extrapolated) = 1.278 W/kg
SAR(1 g) = 0.766 mW/g; SAR(10 g) = 0.453 mW/g
Maximum value of SAR (measured) = 0.840 mW/g

Ch9400/Zoom Scan (5x5x7)/Cube 1: Measurement grid: dx=8mm, dy=8mm, dz=5mm
Reference Value = 10.365 V/m; Power Drift = -0.03 dB
Peak SAR (extrapolated) = 1.071 W/kg
SAR(1 g) = 0.712 mW/g; SAR(10 g) = 0.445 mW/g
Maximum value of SAR (measured) = 0.761 mW/g



0 dB = 0.760mW/g

Test Laboratory: Sporton International Inc. SAR/HAC Testing Lab Date: 2011/8/30

#14 WCDMA II_RMC12.2K_Right Tilted_9400

DUT: 181924-03

Communication System: WCDMA; Frequency: 1880 MHz;Duty Cycle: 1:1
Medium: HSL_1900_110830 Medium parameters used: f = 1880 MHz; σ = 1.409 mho/m; ε_r = 39.321; ρ = 1000 kg/m^3
Ambient Temperature：22.7 ℃; Liquid Temperature：21.7 ℃

DASY5 Configuration:
- Probe: EX3DV4 - SN3578; ConvF(7.26, 7.26, 7.26); Calibrated: 2011/6/21
- Sensor-Surface: 4mm (Mechanical Surface Detection)
- Electronics: DAE3 Sn577; Calibrated: 2011/1/13
- Phantom: SAM Right; Type: QD000P40CD; Serial: TP:1644
- Measurement SW: DASY52, Version 52.6 (2); SEMCAD X Version 14.4.5 (3634)

Ch9400/Area Scan (41x71x1): Measurement grid: dx=20mm, dy=20mm
Maximum value of SAR (interpolated) = 0.486 mW/g

Ch9400/Zoom Scan (5x5x7)/Cube 0: Measurement grid: dx=8mm, dy=8mm, dz=5mm
Reference Value = 18.121 V/m; Power Drift = 0.02 dB
Peak SAR (extrapolated) = 0.773 W/kg
SAR(1 g) = 0.468 mW/g; SAR(10 g) = 0.266 mW/g
Maximum value of SAR (measured) = 0.489 mW/g

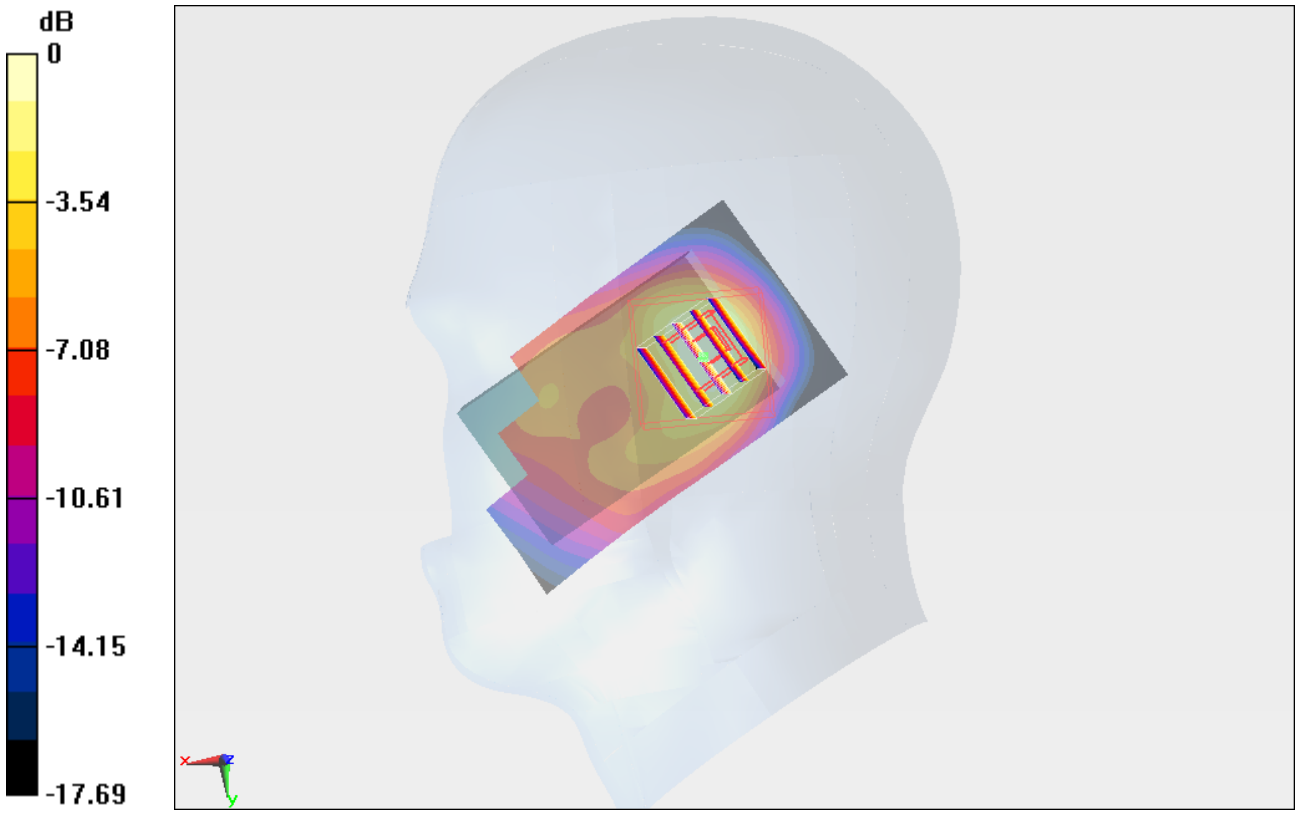

0 dB = 0.490mW/g

Test Laboratory: Sporton International Inc. SAR/HAC Testing Lab Date: 2011/8/30

#17 WCDMA II_RMC12.2K_Left Cheek_9400

DUT: 181924-03

Communication System: WCDMA; Frequency: 1880 MHz;Duty Cycle: 1:1
Medium: HSL_1900_110830 Medium parameters used: f = 1880 MHz; σ = 1.409 mho/m; ε_r = 39.321; ρ = 1000 kg/m^3
Ambient Temperature：22.7 ℃; Liquid Temperature：21.7 ℃

DASY5 Configuration:
- Probe: EX3DV4 - SN3578; ConvF(7.26, 7.26, 7.26); Calibrated: 2011/6/21
- Sensor-Surface: 4mm (Mechanical Surface Detection)
- Electronics: DAE3 Sn577; Calibrated: 2011/1/13
- Phantom: SAM Right; Type: QD000P40CD; Serial: TP:1644
- Measurement SW: DASY52, Version 52.6 (2); SEMCAD X Version 14.4.5 (3634)

Ch9400/Area Scan (41x71x1): Measurement grid: dx=20mm, dy=20mm
Maximum value of SAR (interpolated) = 1.618 mW/g

Ch9400/Zoom Scan (5x5x7)/Cube 0: Measurement grid: dx=8mm, dy=8mm, dz=5mm
Reference Value = 10.354 V/m; Power Drift = -0.173 dB
Peak SAR (extrapolated) = 2.545 W/kg
SAR(1 g) = 1.39 mW/g; SAR(10 g) = 0.737 mW/g
Maximum value of SAR (measured) = 1.551 mW/g



0 dB = 1.550mW/g

#18 WCDMA II_RMC12.2K_Left Tilted_9400

DUT: 181924-03

Communication System: WCDMA; Frequency: 1880 MHz;Duty Cycle: 1:1
Medium: HSL_1900_110830 Medium parameters used: f = 1880 MHz; σ = 1.409 mho/m; ε_r = 39.321; ρ = 1000 kg/m^3
Ambient Temperature：22.7 ℃; Liquid Temperature：21.7 ℃

DASY5 Configuration:
- Probe: EX3DV4 - SN3578; ConvF(7.26, 7.26, 7.26); Calibrated: 2011/6/21
- Sensor-Surface: 4mm (Mechanical Surface Detection)
- Electronics: DAE3 Sn577; Calibrated: 2011/1/13
- Phantom: SAM Right; Type: QD000P40CD; Serial: TP:1644
- Measurement SW: DASY52, Version 52.6 (2); SEMCAD X Version 14.4.5 (3634)

Ch9400/Area Scan (41x71x1): Measurement grid: dx=20mm, dy=20mm
Maximum value of SAR (interpolated) = 0.411 mW/g

Ch9400/Zoom Scan (5x5x7)/Cube 0: Measurement grid: dx=8mm, dy=8mm, dz=5mm
Reference Value = 16.318 V/m; Power Drift = 0.02 dB
Peak SAR (extrapolated) = 0.558 W/kg
SAR(1 g) = 0.356 mW/g; SAR(10 g) = 0.216 mW/g
Maximum value of SAR (measured) = 0.390 mW/g

Ch9400/Zoom Scan (5x5x7)/Cube 1: Measurement grid: dx=8mm, dy=8mm, dz=5mm
Reference Value = 16.318 V/m; Power Drift = 0.02 dB
Peak SAR (extrapolated) = 0.390 W/kg
SAR(1 g) = 0.250 mW/g; SAR(10 g) = 0.153 mW/g
Maximum value of SAR (measured) = 0.264 mW/g



0 dB = 0.260mW/g

Test Laboratory: Sporton International Inc. SAR/HAC Testing Lab Date: 2011/8/30

#39 WCDMA II_RMC12.2K_Left Cheek_9262

DUT: 181924-03

Communication System: WCDMA; Frequency: 1852.4 MHz;Duty Cycle: 1:1
Medium: HSL_1900_110830 Medium parameters used : f = 1852.4 MHz; σ = 1.387 mho/m; ε_r = 39.499; ρ = 1000 kg/m^3
Ambient Temperature：22.7 ℃; Liquid Temperature：21.7 ℃

DASY5 Configuration:
- Probe: EX3DV4 - SN3578; ConvF(7.26, 7.26, 7.26); Calibrated: 2011/6/21
- Sensor-Surface: 4mm (Mechanical Surface Detection)
- Electronics: DAE3 Sn577; Calibrated: 2011/1/13
- Phantom: SAM Right; Type: QD000P40CD; Serial: TP:1644
- Measurement SW: DASY52, Version 52.6 (2); SEMCAD X Version 14.4.5 (3634)

Ch9262/Area Scan (41x71x1): Measurement grid: dx=20mm, dy=20mm
Maximum value of SAR (interpolated) = 1.548 mW/g

Ch9262/Zoom Scan (5x5x7)/Cube 0: Measurement grid: dx=8mm, dy=8mm, dz=5mm
Reference Value = 10.403 V/m; Power Drift = 0.03 dB
Peak SAR (extrapolated) = 2.429 W/kg
SAR(1 g) = 1.33 mW/g; SAR(10 g) = 0.704 mW/g
Maximum value of SAR (measured) = 1.470 mW/g



0 dB = 1.470mW/g

Test Laboratory: Sporton International Inc. SAR/HAC Testing Lab Date: 2011/8/30

#40 WCDMA II_RMC12.2K_Left Cheek_9538

DUT: 181924-03

Communication System: WCDMA; Frequency: 1907.6 MHz;Duty Cycle: 1:1
Medium: HSL_1900_110830 Medium parameters used: f = 1908 MHz; σ = 1.432 mho/m; ε_r = 39.254; ρ = 1000 kg/m^3
Ambient Temperature：22.7 ℃; Liquid Temperature：21.7 ℃

DASY5 Configuration:
- Probe: EX3DV4 - SN3578; ConvF(7.26, 7.26, 7.26); Calibrated: 2011/6/21
- Sensor-Surface: 4mm (Mechanical Surface Detection)
- Electronics: DAE3 Sn577; Calibrated: 2011/1/13
- Phantom: SAM Right; Type: QD000P40CD; Serial: TP:1644
- Measurement SW: DASY52, Version 52.6 (2); SEMCAD X Version 14.4.5 (3634)

Ch9538/Area Scan (41x71x1): Measurement grid: dx=20mm, dy=20mm
Maximum value of SAR (interpolated) = 1.627 mW/g

Ch9538/Zoom Scan (5x5x7)/Cube 0: Measurement grid: dx=8mm, dy=8mm, dz=5mm
Reference Value = 10.477 V/m; Power Drift = 0.05 dB
Peak SAR (extrapolated) = 2.556 W/kg
SAR(1 g) = 1.4 mW/g; SAR(10 g) = 0.740 mW/g
Maximum value of SAR (measured) = 1.545 mW/g



0 dB = 1.550mW/g

Test Laboratory: Sporton International Inc. SAR/HAC Testing Lab Date: 2011/8/30

#40 WCDMA II_RMC12.2K_Left Cheek_9538_2D

DUT: 181924-03

Communication System: WCDMA; Frequency: 1907.6 MHz;Duty Cycle: 1:1
Medium: HSL_1900_110830 Medium parameters used: f = 1908 MHz; σ = 1.432 mho/m; ε_r = 39.254; ρ = 1000 kg/m^3
Ambient Temperature：22.7 ℃; Liquid Temperature：21.7 ℃

DASY5 Configuration:
- Probe: EX3DV4 - SN3578; ConvF(7.26, 7.26, 7.26); Calibrated: 2011/6/21
- Sensor-Surface: 4mm (Mechanical Surface Detection)
- Electronics: DAE3 Sn577; Calibrated: 2011/1/13
- Phantom: SAM Right; Type: QD000P40CD; Serial: TP:1644
- Measurement SW: DASY52, Version 52.6 (2); SEMCAD X Version 14.4.5 (3634)

Ch9538/Area Scan (41x71x1): Measurement grid: dx=20mm, dy=20mm
Maximum value of SAR (interpolated) = 1.627 mW/g

Ch9538/Zoom Scan (5x5x7)/Cube 0: Measurement grid: dx=8mm, dy=8mm, dz=5mm
Reference Value = 10.477 V/m; Power Drift = 0.05 dB
Peak SAR (extrapolated) = 2.556 W/kg
SAR(1 g) = 1.4 mW/g; SAR(10 g) = 0.740 mW/g
Maximum value of SAR (measured) = 1.545 mW/g

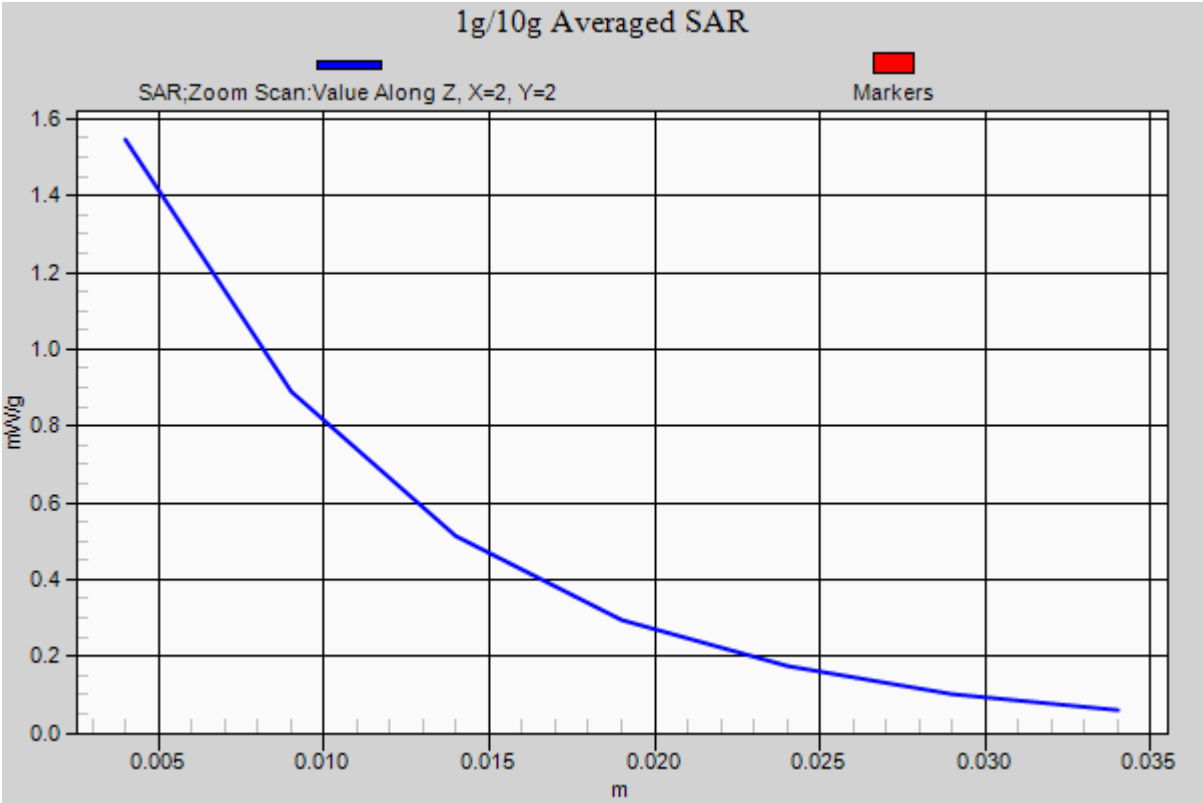

Test Laboratory: Sporton International Inc. SAR/HAC Testing Lab Date: 2011/8/29

#19 GSM850_GPRS8_Front_1cm_Ch189

DUT: 181924-03

Communication System: GSM 850; Frequency: 836.4 MHz;Duty Cycle: 1:8.3
Medium: MSL_850_110829 Medium parameters used : f = 836.4 MHz; σ = 0.996 mho/m; ε_r = 56.005; ρ = 1000 kg/m^3
Ambient Temperature：22.6 ℃; Liquid Temperature：21.2 ℃

DASY5 Configuration:
- Probe: EX3DV4 - SN3578; ConvF(8.45, 8.45, 8.45); Calibrated: 2011/6/21
- Sensor-Surface: 4mm (Mechanical Surface Detection)
- Electronics: DAE3 Sn577; Calibrated: 2011/1/13
- Phantom: SAM Left; Type: QD000P40CD; Serial: TP:1542
- Measurement SW: DASY52, Version 52.6 (2); SEMCAD X Version 14.4.5 (3634)

Ch189/Area Scan (41x71x1): Measurement grid: dx=20mm, dy=20mm
Maximum value of SAR (interpolated) = 0.669 mW/g

Ch189/Zoom Scan (5x5x7)/Cube 0: Measurement grid: dx=8mm, dy=8mm, dz=5mm
Reference Value = 22.822 V/m; Power Drift = -0.087 dB
Peak SAR (extrapolated) = 0.904 W/kg
SAR(1 g) = 0.640 mW/g; SAR(10 g) = 0.446 mW/g
Maximum value of SAR (measured) = 0.679 mW/g

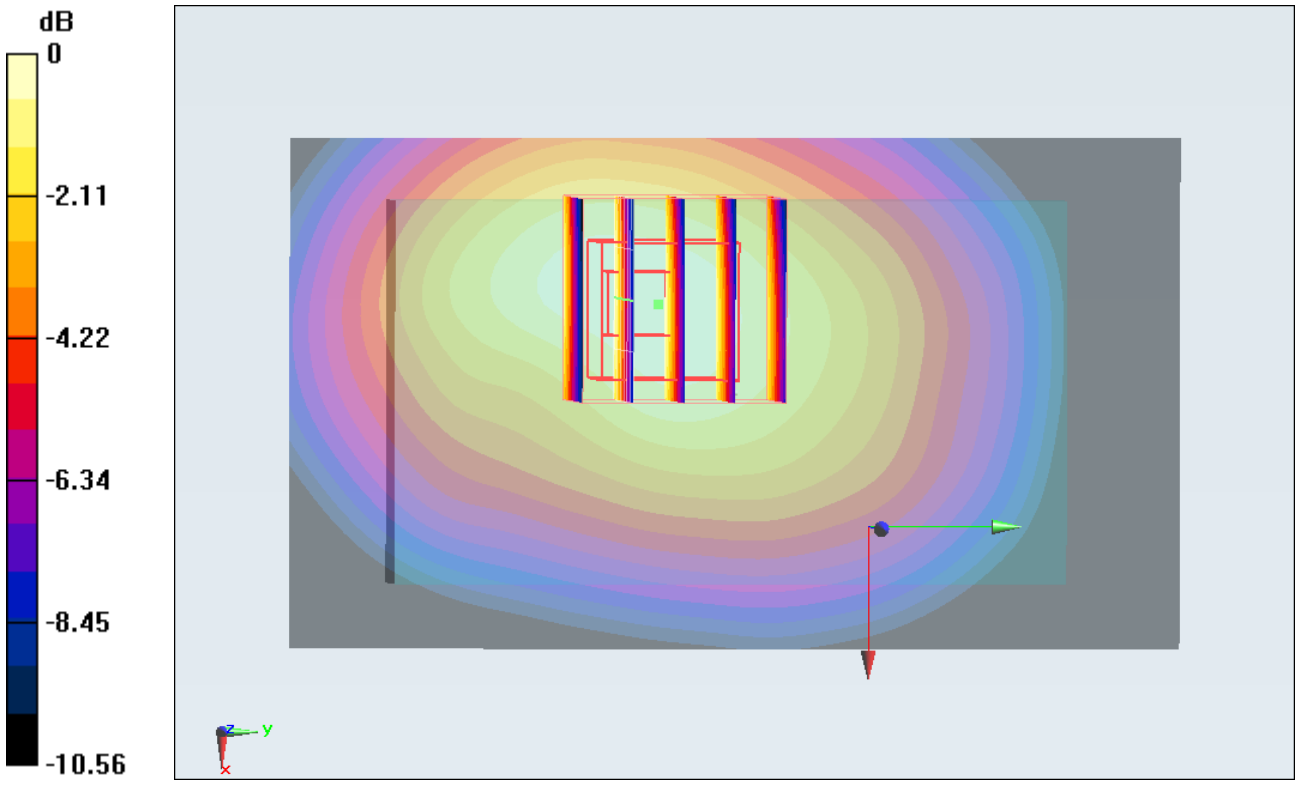

0 dB = 0.680mW/g

#20 GSM850_GPRS8_Back_1cm_Ch189

DUT: 181924-03

Communication System: GSM 850; Frequency: 836.4 MHz;Duty Cycle: 1:8.3
Medium: MSL_850_110829 Medium parameters used : f = 836.4 MHz; σ = 0.996 mho/m; ε_r = 56.005; ρ = 1000 kg/m^3
Ambient Temperature：22.6 ℃; Liquid Temperature：21.2 ℃

DASY5 Configuration:
- Probe: EX3DV4 - SN3578; ConvF(8.45, 8.45, 8.45); Calibrated: 2011/6/21
- Sensor-Surface: 4mm (Mechanical Surface Detection)
- Electronics: DAE3 Sn577; Calibrated: 2011/1/13
- Phantom: SAM Left; Type: QD000P40CD; Serial: TP:1542
- Measurement SW: DASY52, Version 52.6 (2); SEMCAD X Version 14.4.5 (3634)

Ch189/Area Scan (41x71x1): Measurement grid: dx=20mm, dy=20mm
Maximum value of SAR (interpolated) = 1.143 mW/g

Ch189/Zoom Scan (5x5x7)/Cube 0: Measurement grid: dx=8mm, dy=8mm, dz=5mm
Reference Value = 32.102 V/m; Power Drift = -0.07 dB
Peak SAR (extrapolated) = 1.646 W/kg
SAR(1 g) = 1.11 mW/g; SAR(10 g) = 0.749 mW/g
Maximum value of SAR (measured) = 1.166 mW/g

Ch189/Zoom Scan (5x5x7)/Cube 1: Measurement grid: dx=8mm, dy=8mm, dz=5mm
Reference Value = 32.102 V/m; Power Drift = -0.07 dB
Peak SAR (extrapolated) = 1.705 W/kg
SAR(1 g) = 1.02 mW/g; SAR(10 g) = 0.579 mW/g
Maximum value of SAR (measured) = 1.107 mW/g

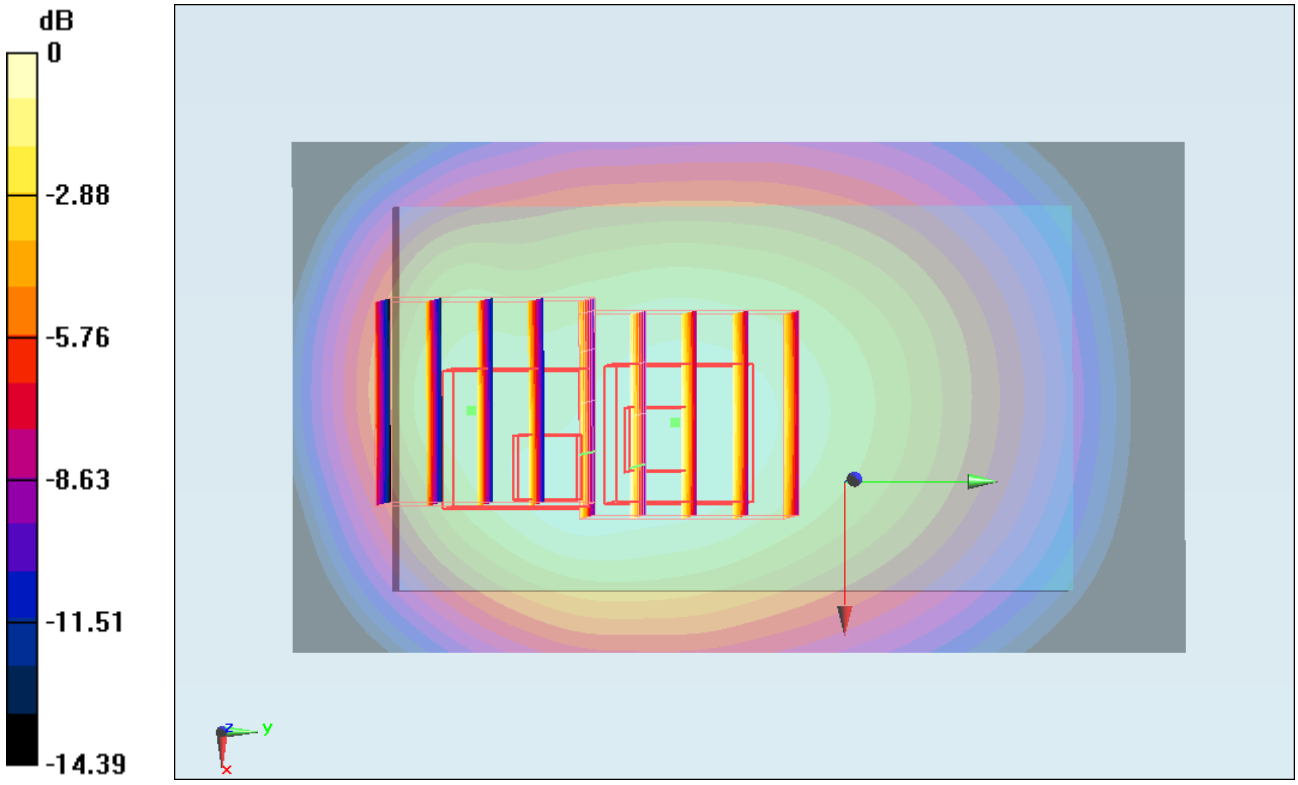

0 dB = 1.110mW/g

Test Laboratory: Sporton International Inc. SAR/HAC Testing Lab Date: 2011/8/29

#21 GSM850_GPRS8_Left Side_1cm_Ch189

DUT: 181924-03

Communication System: GSM 850; Frequency: 836.4 MHz;Duty Cycle: 1:8.3
Medium: MSL_850_110829 Medium parameters used : f = 836.4 MHz; σ = 0.996 mho/m; ε_r = 56.005; ρ = 1000 kg/m^3
Ambient Temperature：22.6 ℃; Liquid Temperature：21.2 ℃

DASY5 Configuration:
- Probe: EX3DV4 - SN3578; ConvF(8.45, 8.45, 8.45); Calibrated: 2011/6/21
- Sensor-Surface: 4mm (Mechanical Surface Detection)
- Electronics: DAE3 Sn577; Calibrated: 2011/1/13
- Phantom: SAM Left; Type: QD000P40CD; Serial: TP:1542
- Measurement SW: DASY52, Version 52.6 (2); SEMCAD X Version 14.4.5 (3634)

Ch189/Area Scan (31x71x1): Measurement grid: dx=20mm, dy=20mm
Maximum value of SAR (interpolated) = 0.384 mW/g

Ch189/Zoom Scan (5x5x7)/Cube 0: Measurement grid: dx=8mm, dy=8mm, dz=5mm
Reference Value = 19.240 V/m; Power Drift = -0.09 dB
Peak SAR (extrapolated) = 0.503 W/kg
SAR(1 g) = 0.354 mW/g; SAR(10 g) = 0.240 mW/g
Maximum value of SAR (measured) = 0.380 mW/g

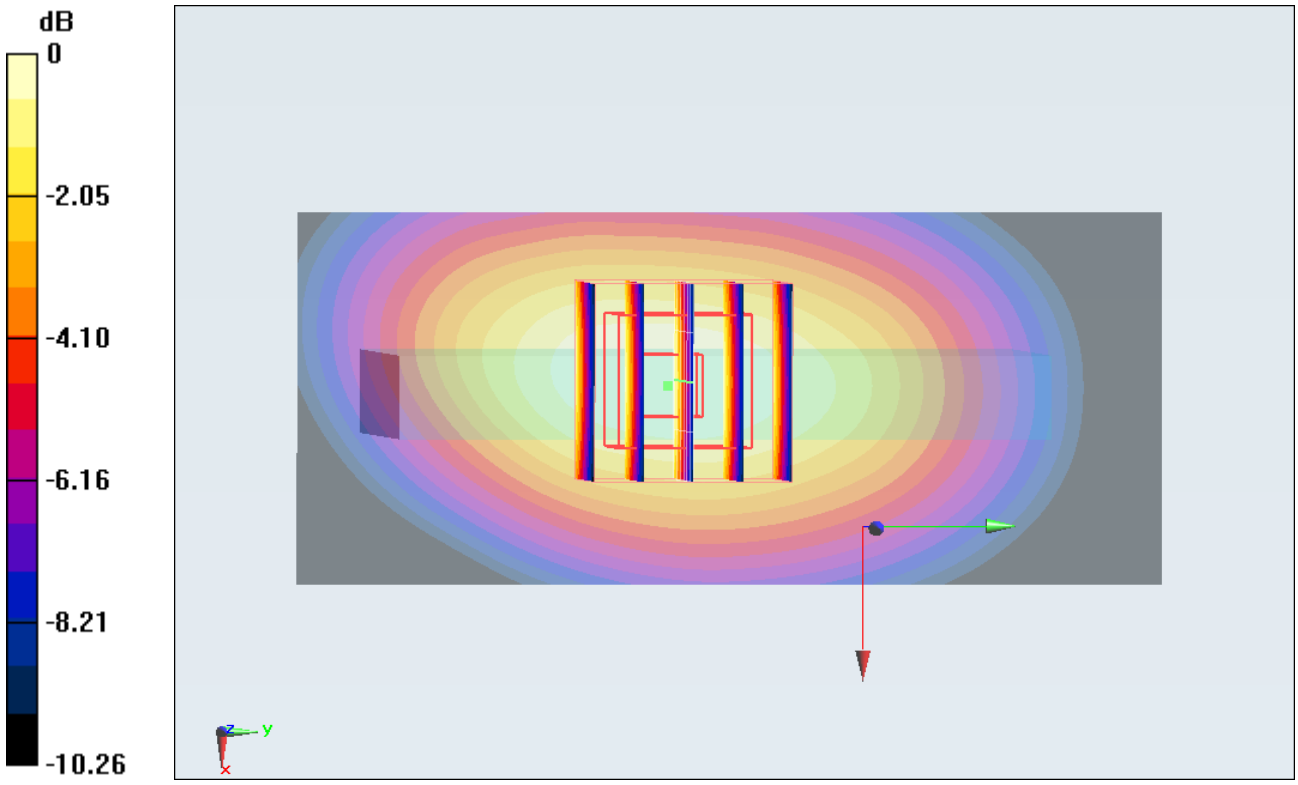

0 dB = 0.380mW/g

#22 GSM850_GPRS8_Right Side_1cm_Ch189

DUT: 181924-03

Communication System: GSM 850; Frequency: 836.4 MHz;Duty Cycle: 1:8.3
Medium: MSL_850_110829 Medium parameters used : f = 836.4 MHz; σ = 0.996 mho/m; ε_r = 56.005; ρ = 1000 kg/m^3
Ambient Temperature：22.6 ℃; Liquid Temperature：21.2 ℃

DASY5 Configuration:
- Probe: EX3DV4 - SN3578; ConvF(8.45, 8.45, 8.45); Calibrated: 2011/6/21
- Sensor-Surface: 4mm (Mechanical Surface Detection)
- Electronics: DAE3 Sn577; Calibrated: 2011/1/13
- Phantom: SAM Left; Type: QD000P40CD; Serial: TP:1542
- Measurement SW: DASY52, Version 52.6 (2); SEMCAD X Version 14.4.5 (3634)

Ch189/Area Scan (31x71x1): Measurement grid: dx=20mm, dy=20mm
Maximum value of SAR (interpolated) = 0.337 mW/g

Ch189/Zoom Scan (5x5x7)/Cube 0: Measurement grid: dx=8mm, dy=8mm, dz=5mm
Reference Value = 17.941 V/m; Power Drift = -0.01 dB
Peak SAR (extrapolated) = 0.449 W/kg
SAR(1 g) = 0.318 mW/g; SAR(10 g) = 0.223 mW/g
Maximum value of SAR (measured) = 0.337 mW/g

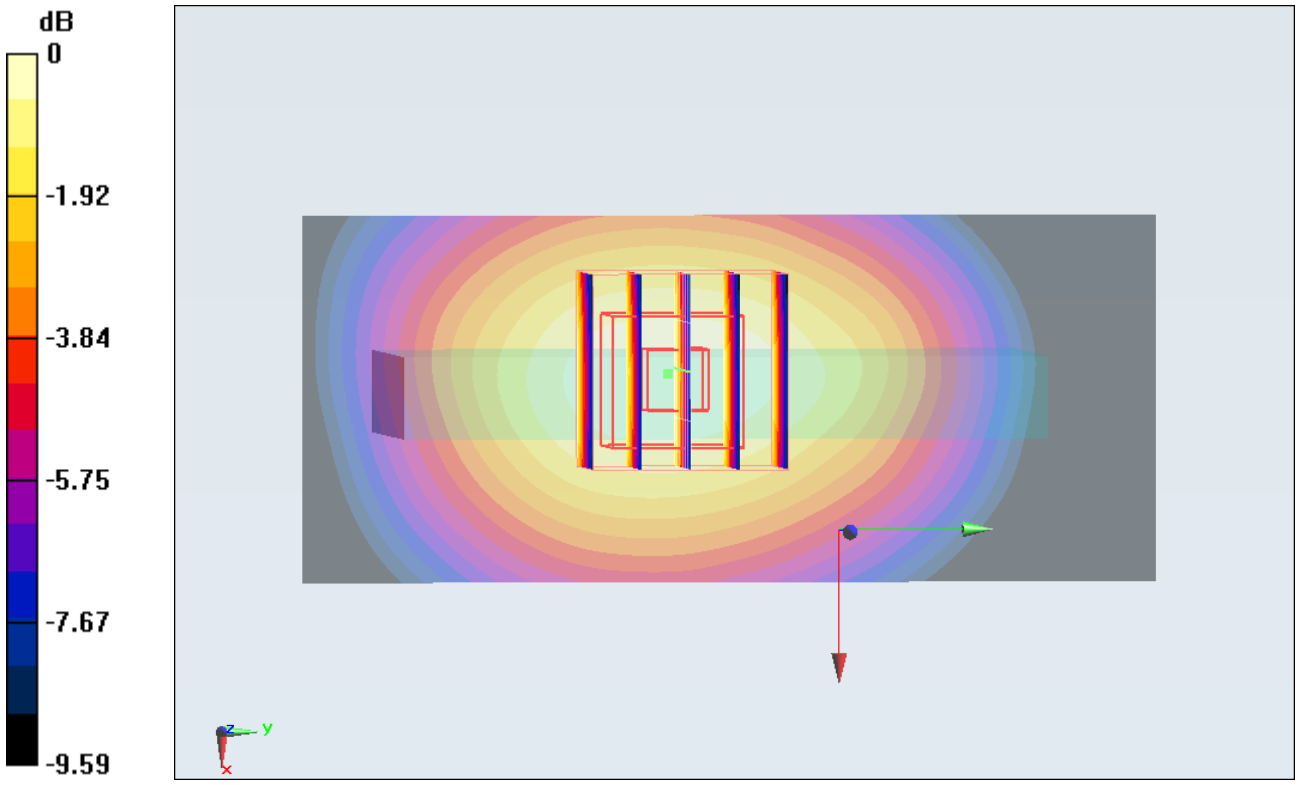

0 dB = 0.340mW/g

Test Laboratory: Sporton International Inc. SAR/HAC Testing Lab Date: 2011/8/29

#23 GSM850_GPRS8_Top Side_1cm_Ch189

DUT: 181924-03

Communication System: GSM 850; Frequency: 836.4 MHz;Duty Cycle: 1:8.3
Medium: MSL_850_110829 Medium parameters used : f = 836.4 MHz; σ = 0.996 mho/m; ε_r = 56.005; ρ = 1000 kg/m^3
Ambient Temperature：22.6 ℃; Liquid Temperature：21.2 ℃

DASY5 Configuration:
- Probe: EX3DV4 - SN3578; ConvF(8.45, 8.45, 8.45); Calibrated: 2011/6/21
- Sensor-Surface: 4mm (Mechanical Surface Detection)
- Electronics: DAE3 Sn577; Calibrated: 2011/1/13
- Phantom: SAM Left; Type: QD000P40CD; Serial: TP:1542
- Measurement SW: DASY52, Version 52.6 (2); SEMCAD X Version 14.4.5 (3634)

Ch189/Area Scan (31x41x1): Measurement grid: dx=20mm, dy=20mm
Maximum value of SAR (interpolated) = 0.033 mW/g

Ch189/Zoom Scan (5x5x7)/Cube 0: Measurement grid: dx=8mm, dy=8mm, dz=5mm
Reference Value = 4.450 V/m; Power Drift = 0.11 dB
Peak SAR (extrapolated) = 0.042 W/kg
SAR(1 g) = 0.030 mW/g; SAR(10 g) = 0.022 mW/g
Maximum value of SAR (measured) = 0.032 mW/g

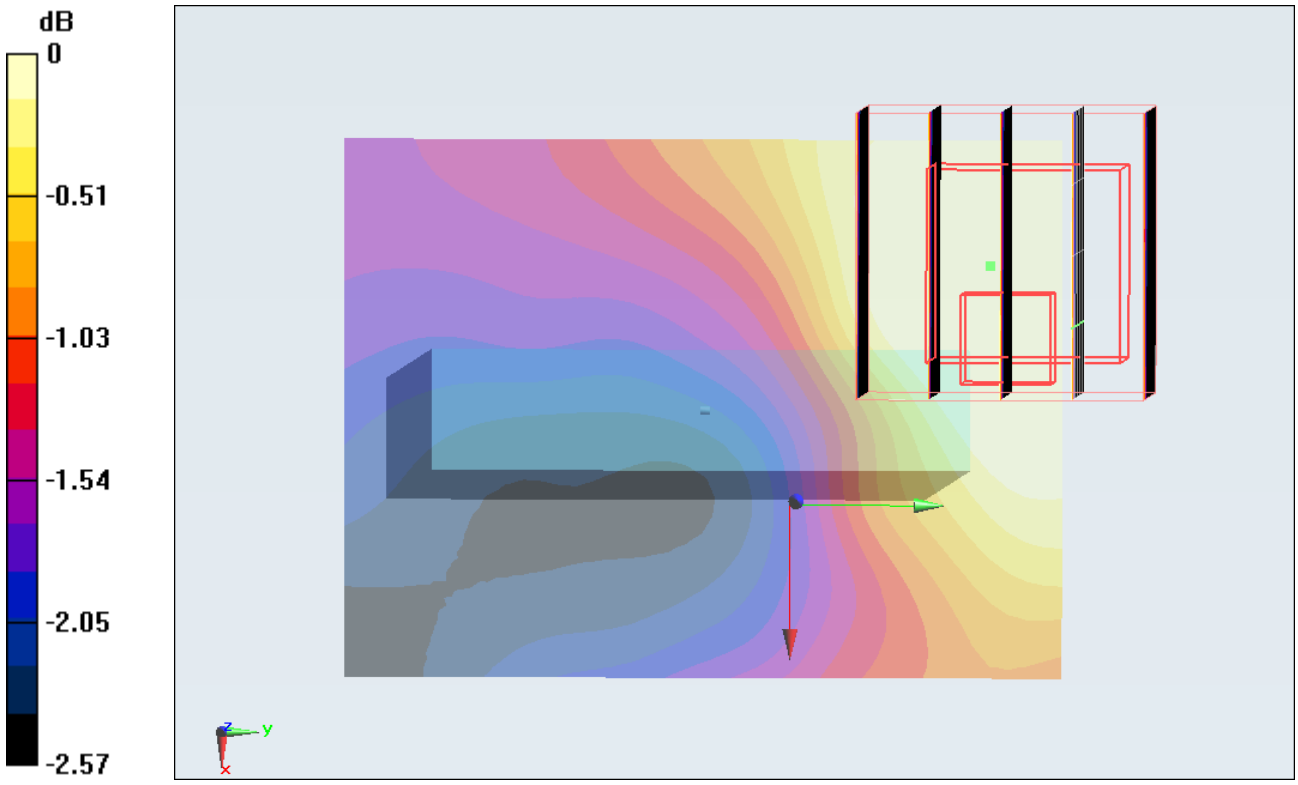

0 dB = 0.030mW/g

Test Laboratory: Sporton International Inc. SAR/HAC Testing Lab Date: 2011/8/29

#24 GSM850_GPRS8_Bottom Side_1cm_Ch189

DUT: 181924-03

Communication System: GSM 850; Frequency: 836.4 MHz;Duty Cycle: 1:8.3
Medium: MSL_850_110829 Medium parameters used : f = 836.4 MHz; σ = 0.996 mho/m; ε_r = 56.005; ρ = 1000 kg/m^3
Ambient Temperature：22.6 ℃; Liquid Temperature：21.2 ℃

DASY5 Configuration:
- Probe: EX3DV4 - SN3578; ConvF(8.45, 8.45, 8.45); Calibrated: 2011/6/21
- Sensor-Surface: 4mm (Mechanical Surface Detection)
- Electronics: DAE3 Sn577; Calibrated: 2011/1/13
- Phantom: SAM Left; Type: QD000P40CD; Serial: TP:1542
- Measurement SW: DASY52, Version 52.6 (2); SEMCAD X Version 14.4.5 (3634)

Ch189/Area Scan (31x41x1): Measurement grid: dx=20mm, dy=20mm
Maximum value of SAR (interpolated) = 0.162 mW/g

Ch189/Zoom Scan (5x5x7)/Cube 0: Measurement grid: dx=8mm, dy=8mm, dz=5mm
Reference Value = 12.239 V/m; Power Drift = 0.01 dB
Peak SAR (extrapolated) = 0.282 W/kg
SAR(1 g) = 0.158 mW/g; SAR(10 g) = 0.088 mW/g
Maximum value of SAR (measured) = 0.159 mW/g

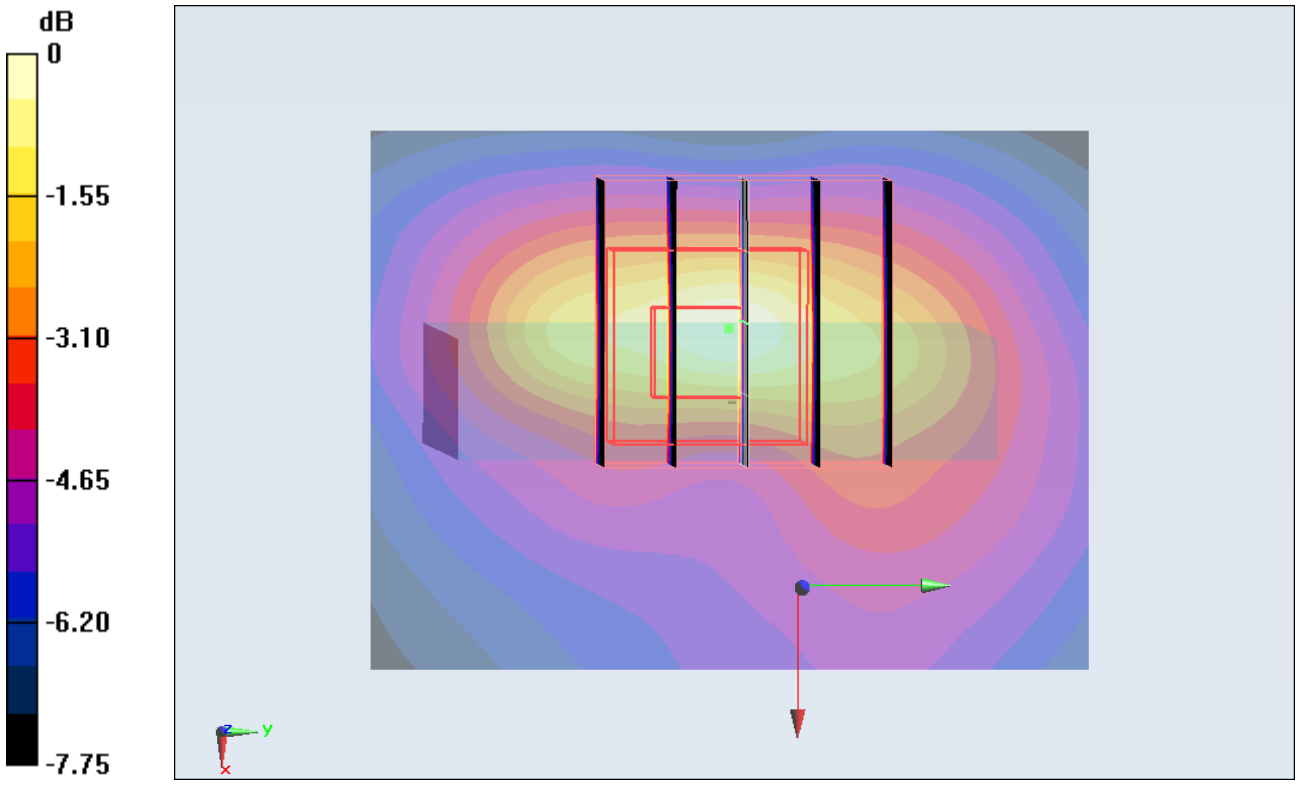

0 dB = 0.160mW/g

#25 GSM850_GPRS8_Back_1cm_Ch128

DUT: 181924-03

Communication System: GSM 850; Frequency: 824.2 MHz;Duty Cycle: 1:8.3
Medium: MSL_850_110829 Medium parameters used : f = 824.2 MHz; σ = 0.984 mho/m; ε_r = 56.07; ρ = 1000 kg/m^3
Ambient Temperature：22.6 ℃; Liquid Temperature：21.2 ℃

DASY5 Configuration:
- Probe: EX3DV4 - SN3578; ConvF(8.45, 8.45, 8.45); Calibrated: 2011/6/21
- Sensor-Surface: 4mm (Mechanical Surface Detection)
- Electronics: DAE3 Sn577; Calibrated: 2011/1/13
- Phantom: SAM Left; Type: QD000P40CD; Serial: TP:1542
- Measurement SW: DASY52, Version 52.6 (2); SEMCAD X Version 14.4.5 (3634)

Ch128/Area Scan (41x71x1): Measurement grid: dx=20mm, dy=20mm
Maximum value of SAR (interpolated) = 0.996 mW/g

Ch128/Zoom Scan (5x5x7)/Cube 0: Measurement grid: dx=8mm, dy=8mm, dz=5mm
Reference Value = 30.058 V/m; Power Drift = 0.135 dB
Peak SAR (extrapolated) = 1.664 W/kg
SAR(1 g) = 1.08 mW/g; SAR(10 g) = 0.725 mW/g
Maximum value of SAR (measured) = 1.136 mW/g

Ch128/Zoom Scan (5x5x7)/Cube 1: Measurement grid: dx=8mm, dy=8mm, dz=5mm
Reference Value = 30.058 V/m; Power Drift = 0.135 dB
Peak SAR (extrapolated) = 1.637 W/kg
SAR(1 g) = 1 mW/g; SAR(10 g) = 0.559 mW/g
Maximum value of SAR (measured) = 1.065 mW/g

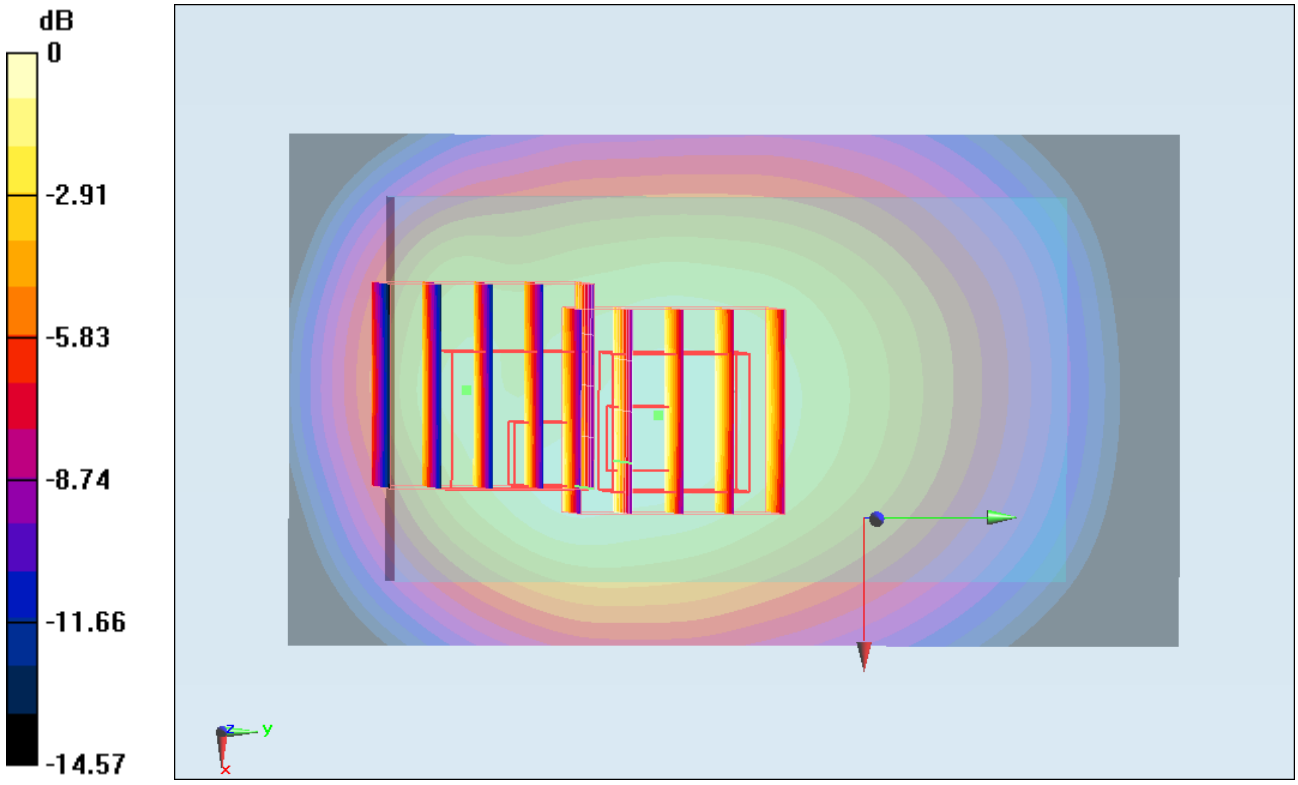

0 dB = 1.070mW/g

#26 GSM850_GPRS8_Back_1cm_Ch251

DUT: 181924-03

Communication System: GSM 850; Frequency: 848.8 MHz;Duty Cycle: 1:8.3
Medium: MSL_850_110829 Medium parameters used: f = 849 MHz; σ = 1.008 mho/m; ε_r = 55.936; ρ = 1000 kg/m^3
Ambient Temperature：22.6 ℃; Liquid Temperature：21.2 ℃

DASY5 Configuration:
- Probe: EX3DV4 - SN3578; ConvF(8.45, 8.45, 8.45); Calibrated: 2011/6/21
- Sensor-Surface: 4mm (Mechanical Surface Detection)
- Electronics: DAE3 Sn577; Calibrated: 2011/1/13
- Phantom: SAM Left; Type: QD000P40CD; Serial: TP:1542
- Measurement SW: DASY52, Version 52.6 (2); SEMCAD X Version 14.4.5 (3634)

Ch251/Area Scan (41x71x1): Measurement grid: dx=20mm, dy=20mm
Maximum value of SAR (interpolated) = 1.242 mW/g

Ch251/Zoom Scan (5x5x7)/Cube 0: Measurement grid: dx=8mm, dy=8mm, dz=5mm
Reference Value = 33.259 V/m; Power Drift = -0.12 dB
Peak SAR (extrapolated) = 1.740 W/kg
SAR(1 g) = 1.19 mW/g; SAR(10 g) = 0.806 mW/g
Maximum value of SAR (measured) = 1.261 mW/g

Ch251/Zoom Scan (5x5x7)/Cube 1: Measurement grid: dx=8mm, dy=8mm, dz=5mm
Reference Value = 33.259 V/m; Power Drift = -0.12 dB
Peak SAR (extrapolated) = 1.849 W/kg
SAR(1 g) = 1.09 mW/g; SAR(10 g) = 0.604 mW/g
Maximum value of SAR (measured) = 1.156 mW/g

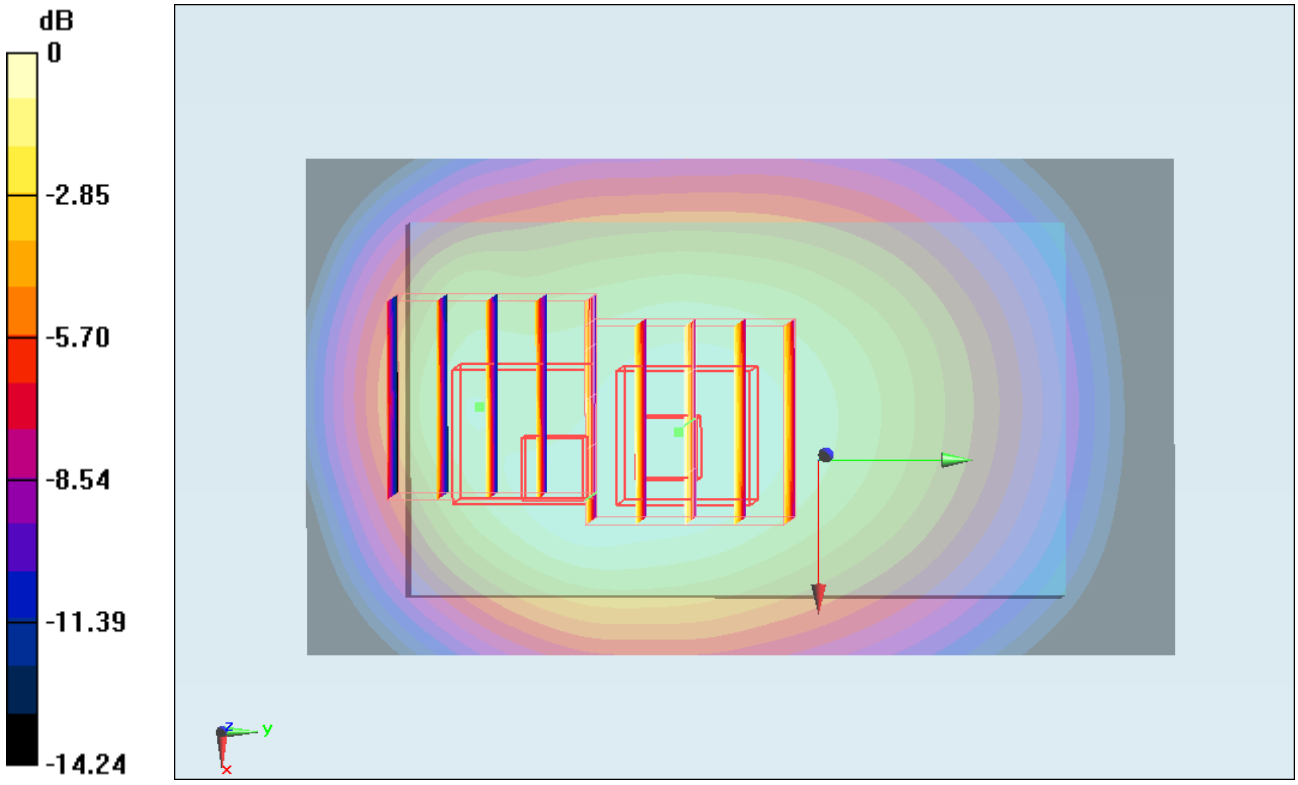

0 dB = 1.160mW/g

#26 GSM850_GPRS8_Back_1cm_Ch251_2D

DUT: 181924-03

Communication System: GSM 850; Frequency: 848.8 MHz;Duty Cycle: 1:8.3
Medium: MSL_850_110829 Medium parameters used: f = 849 MHz; σ = 1.008 mho/m; ε_r = 55.936; ρ = 1000 kg/m^3
Ambient Temperature：22.6 ℃; Liquid Temperature：21.2 ℃

DASY5 Configuration:
- Probe: EX3DV4 - SN3578; ConvF(8.45, 8.45, 8.45); Calibrated: 2011/6/21
- Sensor-Surface: 4mm (Mechanical Surface Detection)
- Electronics: DAE3 Sn577; Calibrated: 2011/1/13
- Phantom: SAM Left; Type: QD000P40CD; Serial: TP:1542
- Measurement SW: DASY52, Version 52.6 (2); SEMCAD X Version 14.4.5 (3634)

Ch251/Area Scan (41x71x1): Measurement grid: dx=20mm, dy=20mm
Maximum value of SAR (interpolated) = 1.242 mW/g

Ch251/Zoom Scan (5x5x7)/Cube 0: Measurement grid: dx=8mm, dy=8mm, dz=5mm
Reference Value = 33.259 V/m; Power Drift = -0.12 dB
Peak SAR (extrapolated) = 1.740 W/kg
SAR(1 g) = 1.19 mW/g; SAR(10 g) = 0.806 mW/g
Maximum value of SAR (measured) = 1.261 mW/g

Ch251/Zoom Scan (5x5x7)/Cube 1: Measurement grid: dx=8mm, dy=8mm, dz=5mm
Reference Value = 33.259 V/m; Power Drift = -0.12 dB
Peak SAR (extrapolated) = 1.849 W/kg
SAR(1 g) = 1.09 mW/g; SAR(10 g) = 0.604 mW/g
Maximum value of SAR (measured) = 1.156 mW/g

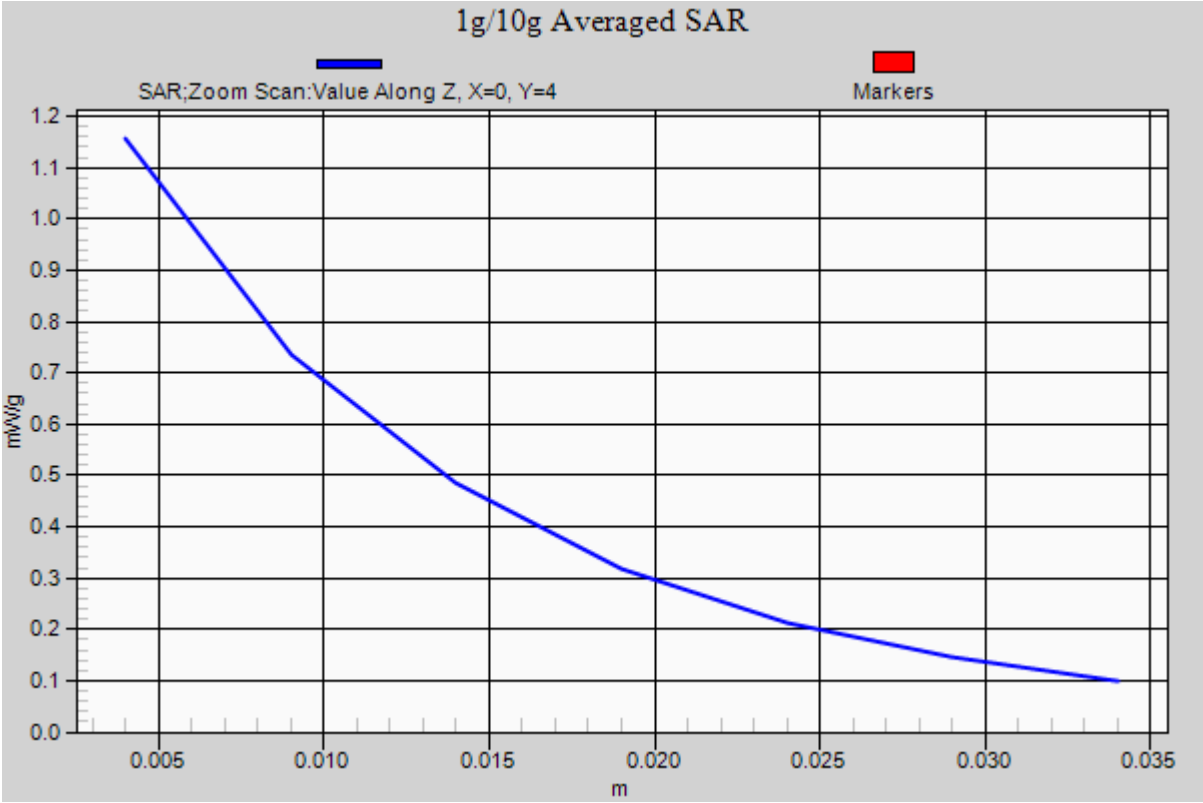
1g/10g Averaged SAR
SAR;Zoom Scan:Value Along Z, X=0, Y=4
Markers
mW/g
1.2
1.1
1.0
0.9
0.8
0.7
0.6
0.5
0.4
0.3
0.2
0.1
0.0
0.005
0.010
0.015
0.020
0.025
0.030
0.035
m

Test Laboratory: Sporton International Inc. SAR/HAC Testing Lab Date: 2011/8/29

#19 GSM850_GPRS8_Front_1cm_Ch189

DUT: 181924-03

Communication System: GSM 850; Frequency: 836.4 MHz;Duty Cycle: 1:8.3
Medium: MSL_850_110829 Medium parameters used : f = 836.4 MHz; σ = 0.996 mho/m; ε_r = 56.005; ρ = 1000 kg/m^3
Ambient Temperature：22.6 ℃; Liquid Temperature：21.2 ℃

DASY5 Configuration:
- Probe: EX3DV4 - SN3578; ConvF(8.45, 8.45, 8.45); Calibrated: 2011/6/21
- Sensor-Surface: 4mm (Mechanical Surface Detection)
- Electronics: DAE3 Sn577; Calibrated: 2011/1/13
- Phantom: SAM Left; Type: QD000P40CD; Serial: TP:1542
- Measurement SW: DASY52, Version 52.6 (2); SEMCAD X Version 14.4.5 (3634)

Ch189/Area Scan (41x71x1): Measurement grid: dx=20mm, dy=20mm
Maximum value of SAR (interpolated) = 0.669 mW/g

Ch189/Zoom Scan (5x5x7)/Cube 0: Measurement grid: dx=8mm, dy=8mm, dz=5mm
Reference Value = 22.822 V/m; Power Drift = -0.087 dB
Peak SAR (extrapolated) = 0.904 W/kg
SAR(1 g) = 0.640 mW/g; SAR(10 g) = 0.446 mW/g
Maximum value of SAR (measured) = 0.679 mW/g

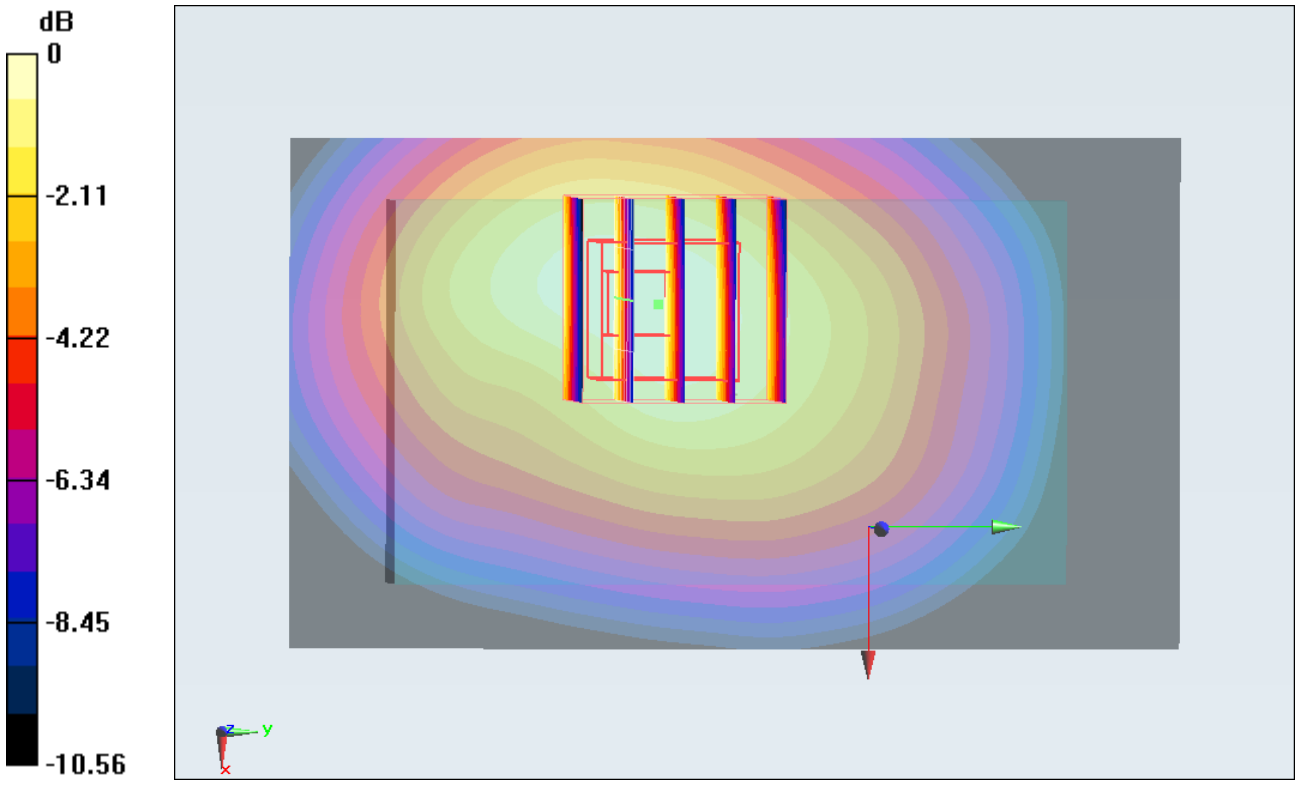

0 dB = 0.680mW/g

#20 GSM850_GPRS8_Back_1cm_Ch189

DUT: 181924-03

Communication System: GSM 850; Frequency: 836.4 MHz;Duty Cycle: 1:8.3
Medium: MSL_850_110829 Medium parameters used : f = 836.4 MHz; σ = 0.996 mho/m; ε_r = 56.005; ρ = 1000 kg/m^3
Ambient Temperature：22.6 ℃; Liquid Temperature：21.2 ℃

DASY5 Configuration:
- Probe: EX3DV4 - SN3578; ConvF(8.45, 8.45, 8.45); Calibrated: 2011/6/21
- Sensor-Surface: 4mm (Mechanical Surface Detection)
- Electronics: DAE3 Sn577; Calibrated: 2011/1/13
- Phantom: SAM Left; Type: QD000P40CD; Serial: TP:1542
- Measurement SW: DASY52, Version 52.6 (2); SEMCAD X Version 14.4.5 (3634)

Ch189/Area Scan (41x71x1): Measurement grid: dx=20mm, dy=20mm
Maximum value of SAR (interpolated) = 1.143 mW/g

Ch189/Zoom Scan (5x5x7)/Cube 0: Measurement grid: dx=8mm, dy=8mm, dz=5mm
Reference Value = 32.102 V/m; Power Drift = -0.07 dB
Peak SAR (extrapolated) = 1.646 W/kg
SAR(1 g) = 1.11 mW/g; SAR(10 g) = 0.749 mW/g
Maximum value of SAR (measured) = 1.166 mW/g

Ch189/Zoom Scan (5x5x7)/Cube 1: Measurement grid: dx=8mm, dy=8mm, dz=5mm
Reference Value = 32.102 V/m; Power Drift = -0.07 dB
Peak SAR (extrapolated) = 1.705 W/kg
SAR(1 g) = 1.02 mW/g; SAR(10 g) = 0.579 mW/g
Maximum value of SAR (measured) = 1.107 mW/g

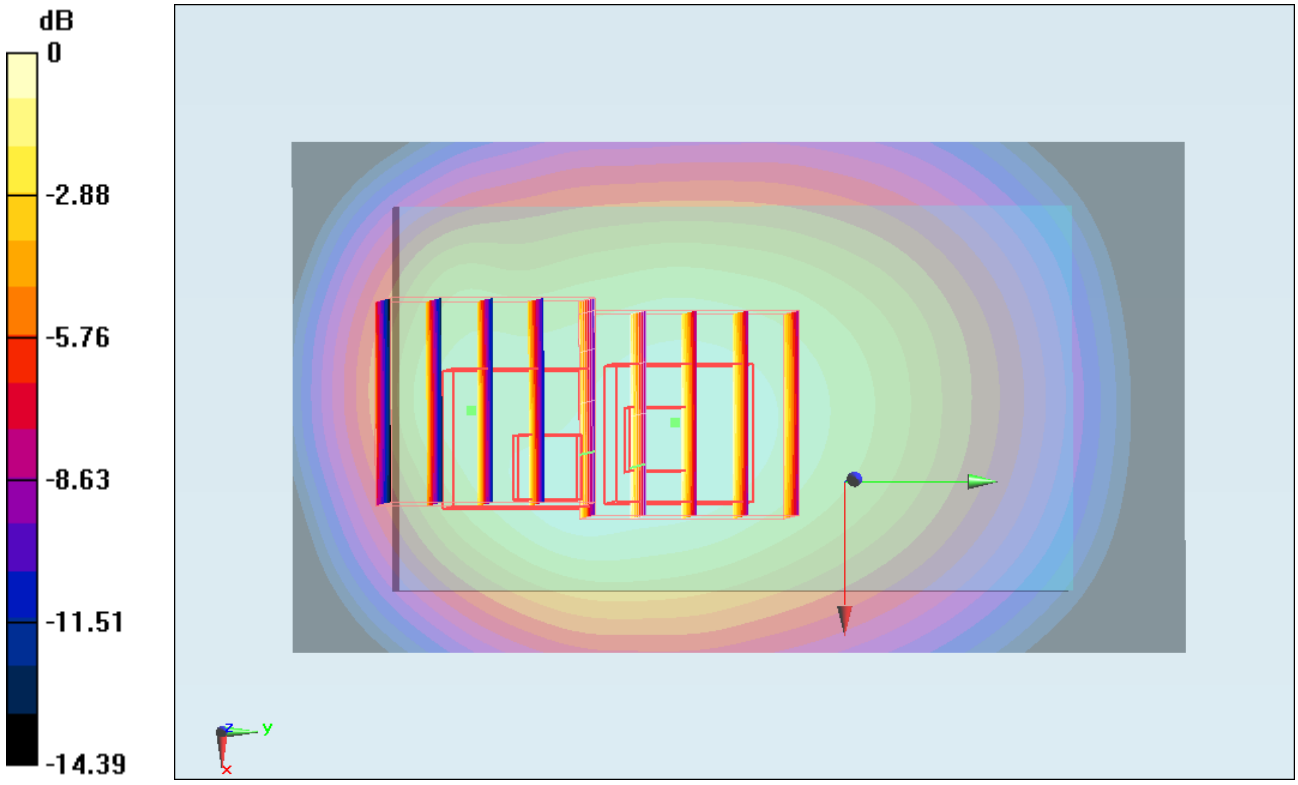

0 dB = 1.110mW/g

#25 GSM850_GPRS8_Back_1cm_Ch128

DUT: 181924-03

Communication System: GSM 850; Frequency: 824.2 MHz;Duty Cycle: 1:8.3
Medium: MSL_850_110829 Medium parameters used : f = 824.2 MHz; σ = 0.984 mho/m; ε_r = 56.07; ρ = 1000 kg/m^3
Ambient Temperature：22.6 ℃; Liquid Temperature：21.2 ℃

DASY5 Configuration:
- Probe: EX3DV4 - SN3578; ConvF(8.45, 8.45, 8.45); Calibrated: 2011/6/21
- Sensor-Surface: 4mm (Mechanical Surface Detection)
- Electronics: DAE3 Sn577; Calibrated: 2011/1/13
- Phantom: SAM Left; Type: QD000P40CD; Serial: TP:1542
- Measurement SW: DASY52, Version 52.6 (2); SEMCAD X Version 14.4.5 (3634)

Ch128/Area Scan (41x71x1): Measurement grid: dx=20mm, dy=20mm
Maximum value of SAR (interpolated) = 0.996 mW/g

Ch128/Zoom Scan (5x5x7)/Cube 0: Measurement grid: dx=8mm, dy=8mm, dz=5mm
Reference Value = 30.058 V/m; Power Drift = 0.135 dB
Peak SAR (extrapolated) = 1.664 W/kg
SAR(1 g) = 1.08 mW/g; SAR(10 g) = 0.725 mW/g
Maximum value of SAR (measured) = 1.136 mW/g

Ch128/Zoom Scan (5x5x7)/Cube 1: Measurement grid: dx=8mm, dy=8mm, dz=5mm
Reference Value = 30.058 V/m; Power Drift = 0.135 dB
Peak SAR (extrapolated) = 1.637 W/kg
SAR(1 g) = 1 mW/g; SAR(10 g) = 0.559 mW/g
Maximum value of SAR (measured) = 1.065 mW/g

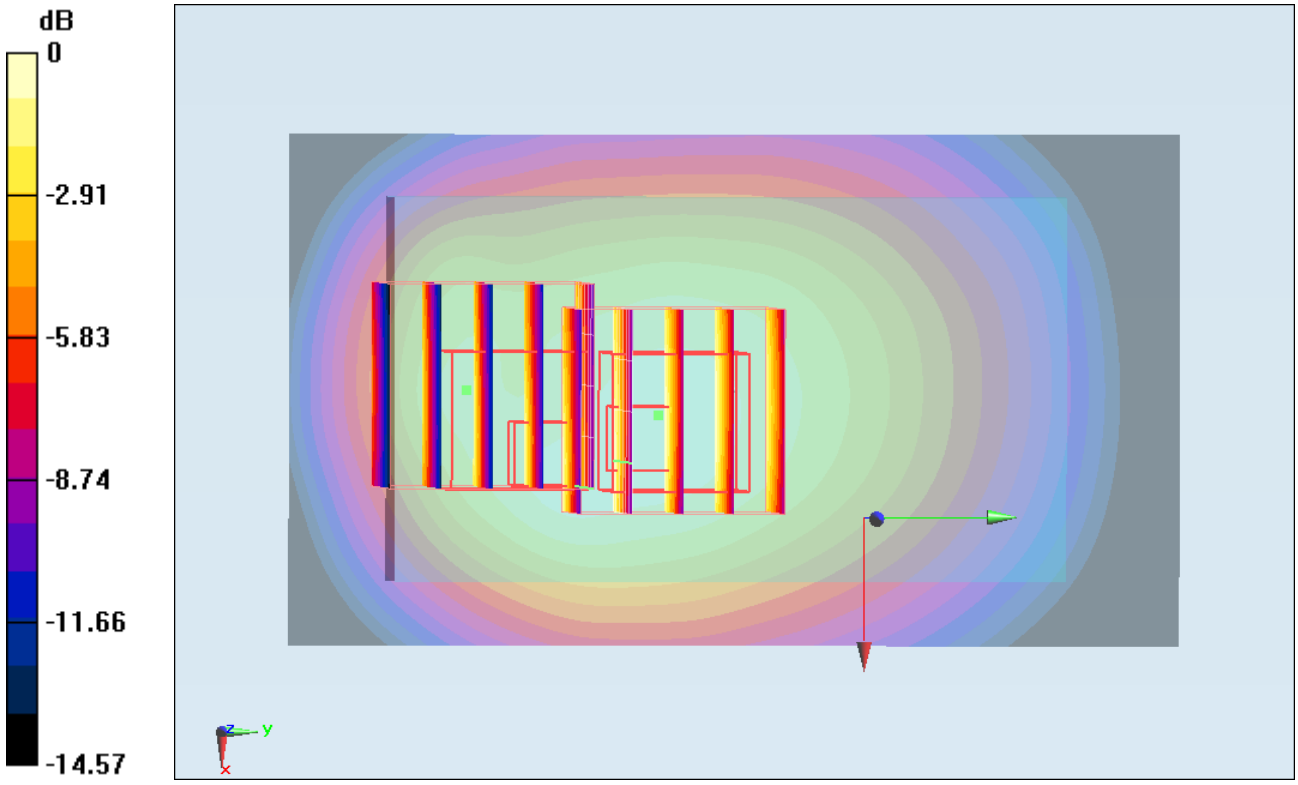

0 dB = 1.070mW/g

#26 GSM850_GPRS8_Back_1cm_Ch251

DUT: 181924-03

Communication System: GSM 850; Frequency: 848.8 MHz;Duty Cycle: 1:8.3
Medium: MSL_850_110829 Medium parameters used: f = 849 MHz; σ = 1.008 mho/m; ε_r = 55.936; ρ = 1000 kg/m^3
Ambient Temperature：22.6 ℃; Liquid Temperature：21.2 ℃

DASY5 Configuration:
- Probe: EX3DV4 - SN3578; ConvF(8.45, 8.45, 8.45); Calibrated: 2011/6/21
- Sensor-Surface: 4mm (Mechanical Surface Detection)
- Electronics: DAE3 Sn577; Calibrated: 2011/1/13
- Phantom: SAM Left; Type: QD000P40CD; Serial: TP:1542
- Measurement SW: DASY52, Version 52.6 (2); SEMCAD X Version 14.4.5 (3634)

Ch251/Area Scan (41x71x1): Measurement grid: dx=20mm, dy=20mm
Maximum value of SAR (interpolated) = 1.242 mW/g

Ch251/Zoom Scan (5x5x7)/Cube 0: Measurement grid: dx=8mm, dy=8mm, dz=5mm
Reference Value = 33.259 V/m; Power Drift = -0.12 dB
Peak SAR (extrapolated) = 1.740 W/kg
SAR(1 g) = 1.19 mW/g; SAR(10 g) = 0.806 mW/g
Maximum value of SAR (measured) = 1.261 mW/g

Ch251/Zoom Scan (5x5x7)/Cube 1: Measurement grid: dx=8mm, dy=8mm, dz=5mm
Reference Value = 33.259 V/m; Power Drift = -0.12 dB
Peak SAR (extrapolated) = 1.849 W/kg
SAR(1 g) = 1.09 mW/g; SAR(10 g) = 0.604 mW/g
Maximum value of SAR (measured) = 1.156 mW/g

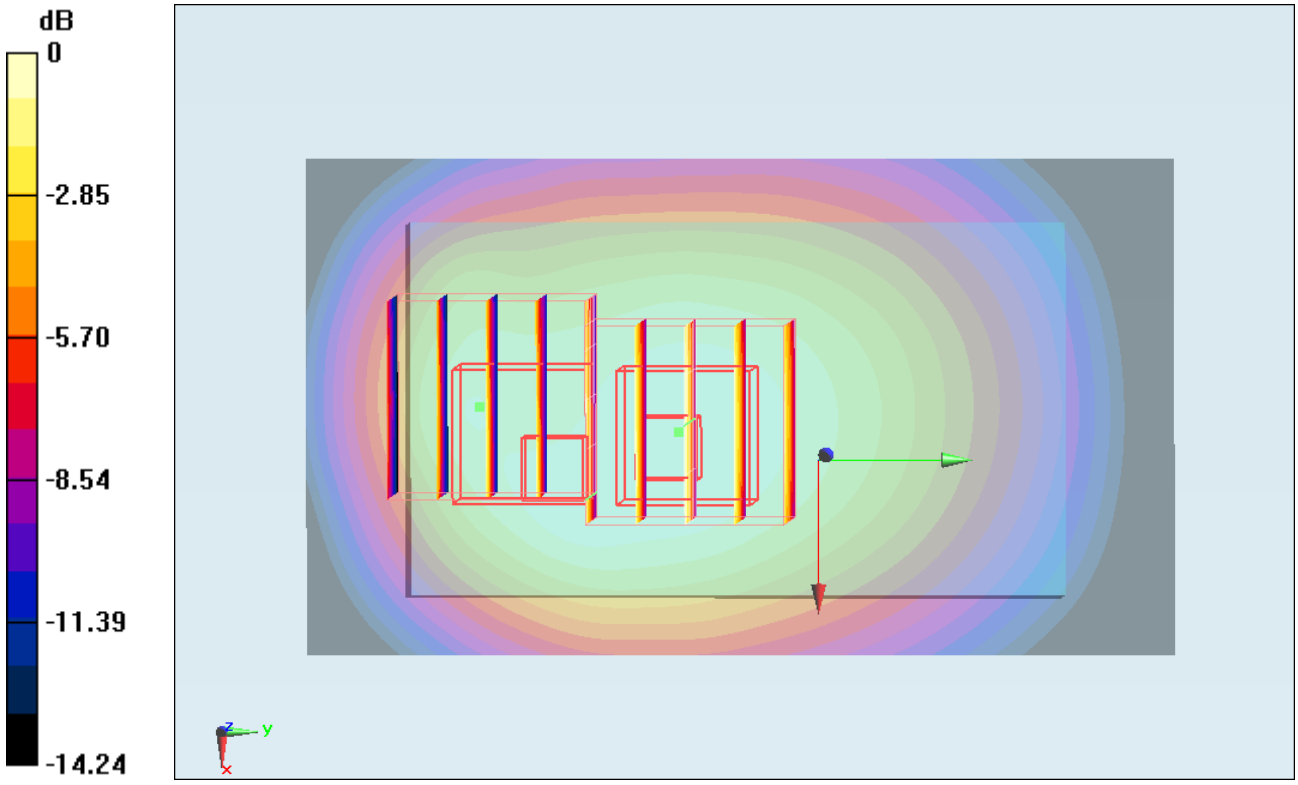

0 dB = 1.160mW/g

#26 GSM850_GPRS8_Back_1cm_Ch251_2D

DUT: 181924-03

Communication System: GSM 850; Frequency: 848.8 MHz;Duty Cycle: 1:8.3
Medium: MSL_850_110829 Medium parameters used: f = 849 MHz; σ = 1.008 mho/m; ε_r = 55.936; ρ = 1000 kg/m^3
Ambient Temperature：22.6 ℃; Liquid Temperature：21.2 ℃

DASY5 Configuration:
- Probe: EX3DV4 - SN3578; ConvF(8.45, 8.45, 8.45); Calibrated: 2011/6/21
- Sensor-Surface: 4mm (Mechanical Surface Detection)
- Electronics: DAE3 Sn577; Calibrated: 2011/1/13
- Phantom: SAM Left; Type: QD000P40CD; Serial: TP:1542
- Measurement SW: DASY52, Version 52.6 (2); SEMCAD X Version 14.4.5 (3634)

Ch251/Area Scan (41x71x1): Measurement grid: dx=20mm, dy=20mm
Maximum value of SAR (interpolated) = 1.242 mW/g

Ch251/Zoom Scan (5x5x7)/Cube 0: Measurement grid: dx=8mm, dy=8mm, dz=5mm
Reference Value = 33.259 V/m; Power Drift = -0.12 dB
Peak SAR (extrapolated) = 1.740 W/kg
SAR(1 g) = 1.19 mW/g; SAR(10 g) = 0.806 mW/g
Maximum value of SAR (measured) = 1.261 mW/g

Ch251/Zoom Scan (5x5x7)/Cube 1: Measurement grid: dx=8mm, dy=8mm, dz=5mm
Reference Value = 33.259 V/m; Power Drift = -0.12 dB
Peak SAR (extrapolated) = 1.849 W/kg
SAR(1 g) = 1.09 mW/g; SAR(10 g) = 0.604 mW/g
Maximum value of SAR (measured) = 1.156 mW/g

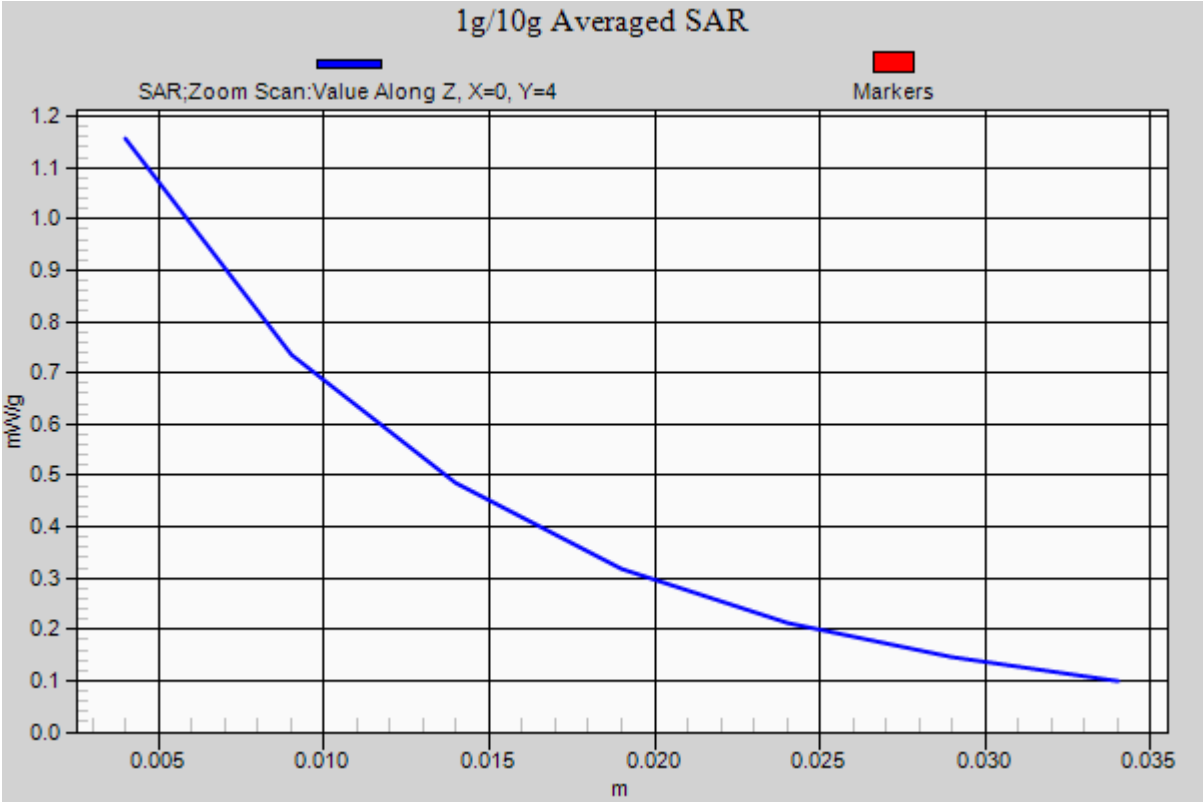
1g/10g Averaged SAR
SAR;Zoom Scan:Value Along Z, X=0, Y=4
Markers
mW/g
1.2
1.1
1.0
0.9
0.8
0.7
0.6
0.5
0.4
0.3
0.2
0.1
0.0
0.005
0.010
0.015
0.020
0.025
0.030
0.035
m

Test Laboratory: Sporton International Inc. SAR/HAC Testing Lab Date: 2011/8/29

#27 GSM850_GPRS8_Back_1cm_Ch251_Earphone

DUT: 181924-03

Communication System: GSM 850; Frequency: 848.8 MHz;Duty Cycle: 1:8.3
Medium: MSL_850_110829 Medium parameters used: f = 849 MHz; σ = 1.008 mho/m; ε_r = 55.936; ρ = 1000 kg/m^3
Ambient Temperature：22.6 ℃; Liquid Temperature：21.2 ℃

DASY5 Configuration:
- Probe: EX3DV4 - SN3578; ConvF(8.45, 8.45, 8.45); Calibrated: 2011/6/21
- Sensor-Surface: 4mm (Mechanical Surface Detection)
- Electronics: DAE3 Sn577; Calibrated: 2011/1/13
- Phantom: SAM Left; Type: QD000P40CD; Serial: TP:1542
- Measurement SW: DASY52, Version 52.6 (2); SEMCAD X Version 14.4.5 (3634)

Ch251/Area Scan (41x71x1): Measurement grid: dx=20mm, dy=20mm
Maximum value of SAR (interpolated) = 0.862 mW/g

Ch251/Zoom Scan (5x5x7)/Cube 0: Measurement grid: dx=8mm, dy=8mm, dz=5mm
Reference Value = 23.111 V/m; Power Drift = 0.12 dB
Peak SAR (extrapolated) = 1.519 W/kg
SAR(1 g) = 0.865 mW/g; SAR(10 g) = 0.517 mW/g
Maximum value of SAR (measured) = 0.939 mW/g

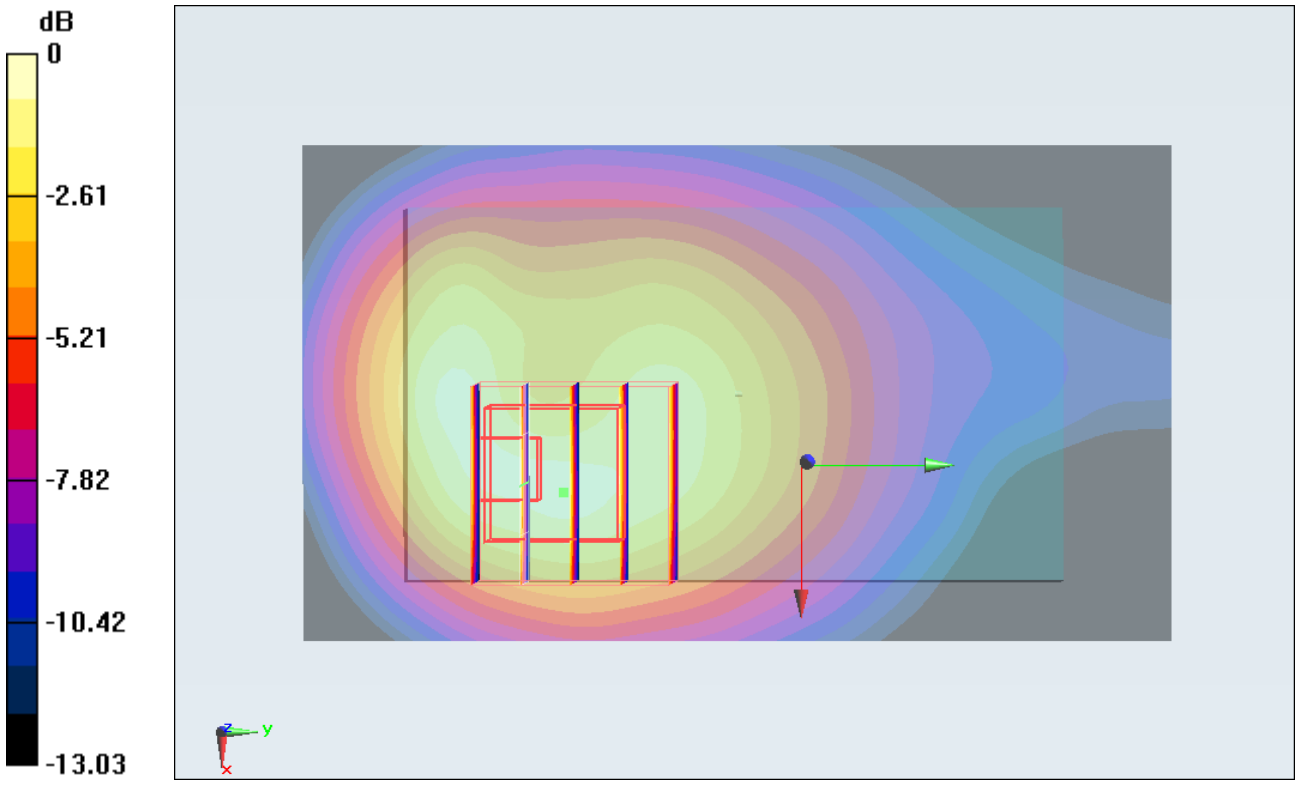

0 dB = 0.940mW/g

Test Laboratory: Sporton International Inc. SAR/HAC Testing Lab Date: 2011/8/29

#28 GSM850_GPRS8_Back_1cm_Ch128_Earphone

DUT: 181924-03

Communication System: GSM 850; Frequency: 824.2 MHz;Duty Cycle: 1:8.3
Medium: MSL_850_110829 Medium parameters used : f = 824.2 MHz; σ = 0.984 mho/m; ε_r = 56.07; ρ = 1000 kg/m^3
Ambient Temperature：22.6 ℃; Liquid Temperature：21.2 ℃

DASY5 Configuration:
- Probe: EX3DV4 - SN3578; ConvF(8.45, 8.45, 8.45); Calibrated: 2011/6/21
- Sensor-Surface: 4mm (Mechanical Surface Detection)
- Electronics: DAE3 Sn577; Calibrated: 2011/1/13
- Phantom: SAM Left; Type: QD000P40CD; Serial: TP:1542
- Measurement SW: DASY52, Version 52.6 (2); SEMCAD X Version 14.4.5 (3634)

Ch128/Area Scan (41x71x1): Measurement grid: dx=20mm, dy=20mm
Maximum value of SAR (interpolated) = 0.663 mW/g

Ch128/Zoom Scan (5x5x7)/Cube 0: Measurement grid: dx=8mm, dy=8mm, dz=5mm
Reference Value = 23.169 V/m; Power Drift = 0.02 dB
Peak SAR (extrapolated) = 1.070 W/kg
SAR(1 g) = 0.621 mW/g; SAR(10 g) = 0.405 mW/g
Maximum value of SAR (measured) = 0.665 mW/g

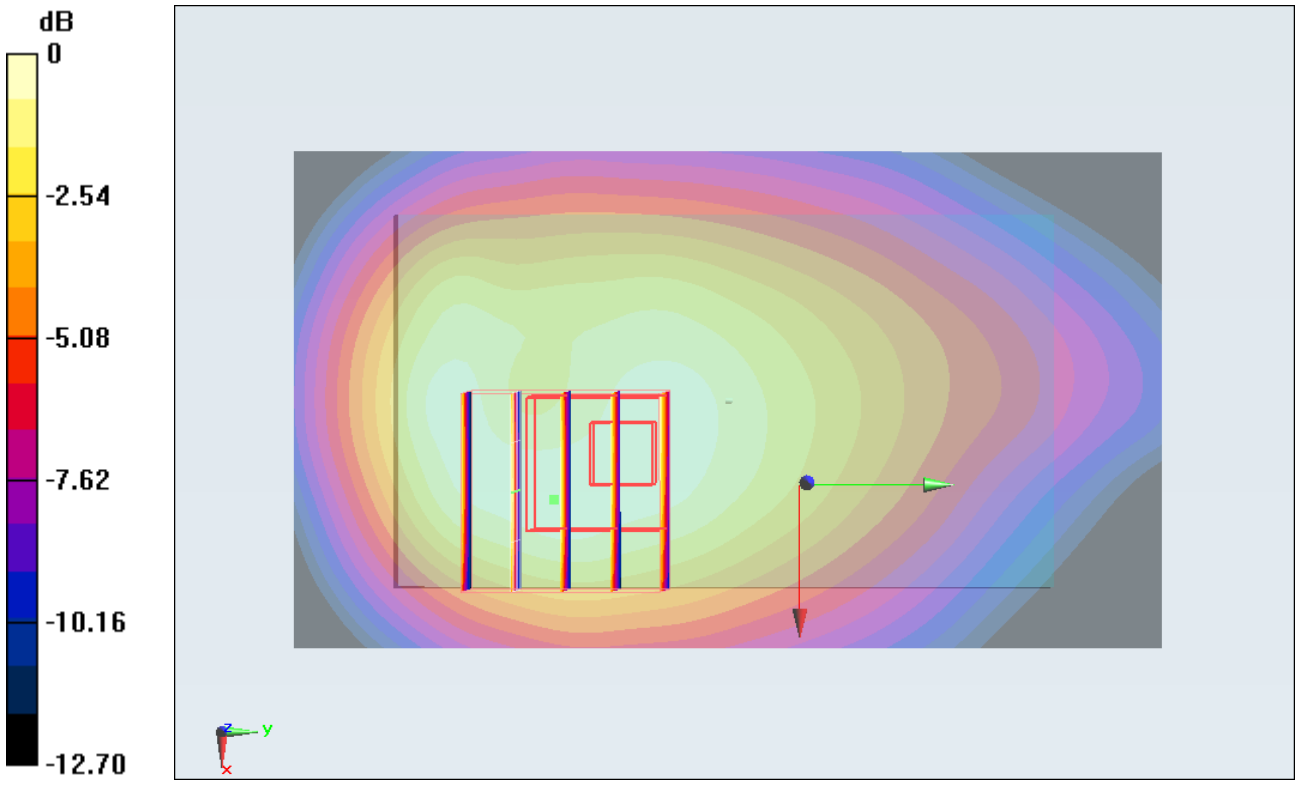

0 dB = 0.660mW/g

Test Laboratory: Sporton International Inc. SAR/HAC Testing Lab Date: 2011/8/29

#29 GSM850_GPRS8_Back_1cm_Ch189_Earphone

DUT: 181924-03

Communication System: GSM 850; Frequency: 836.4 MHz;Duty Cycle: 1:8.3
Medium: MSL_850_110829 Medium parameters used : f = 836.4 MHz; σ = 0.996 mho/m; ε_r = 56.005; ρ = 1000 kg/m^3
Ambient Temperature：22.6 ℃; Liquid Temperature：21.2 ℃

DASY5 Configuration:
- Probe: EX3DV4 - SN3578; ConvF(8.45, 8.45, 8.45); Calibrated: 2011/6/21
- Sensor-Surface: 4mm (Mechanical Surface Detection)
- Electronics: DAE3 Sn577; Calibrated: 2011/1/13
- Phantom: SAM Left; Type: QD000P40CD; Serial: TP:1542
- Measurement SW: DASY52, Version 52.6 (2); SEMCAD X Version 14.4.5 (3634)

Ch189/Area Scan (41x71x1): Measurement grid: dx=20mm, dy=20mm
Maximum value of SAR (interpolated) = 0.705 mW/g

Ch189/Zoom Scan (5x5x7)/Cube 0: Measurement grid: dx=8mm, dy=8mm, dz=5mm
Reference Value = 23.094 V/m; Power Drift = -0.03 dB
Peak SAR (extrapolated) = 1.171 W/kg
SAR(1 g) = 0.667 mW/g; SAR(10 g) = 0.421 mW/g
Maximum value of SAR (measured) = 0.722 mW/g

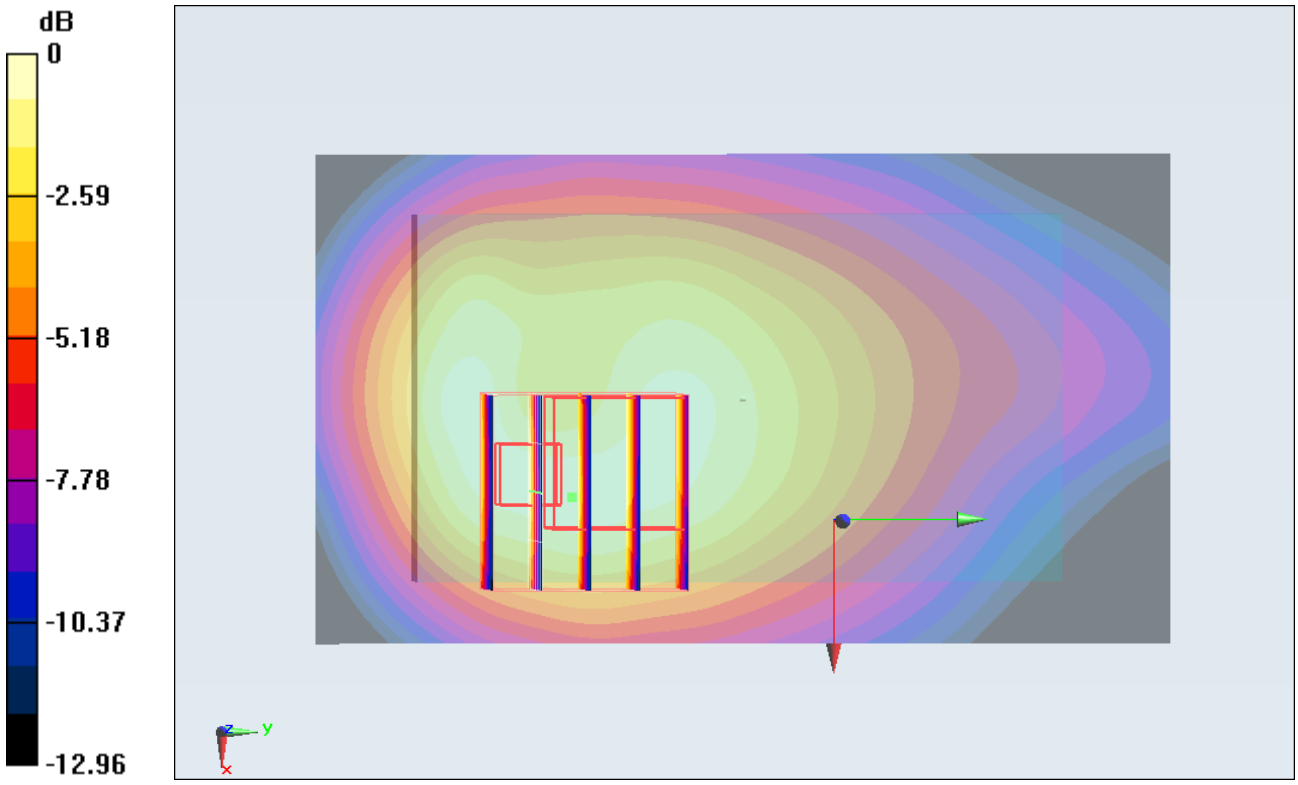

0 dB = 0.720mW/g

Test Laboratory: Sporton International Inc. SAR/HAC Testing Lab Date: 2011/8/29

#30 GSM1900_GPRS10_Front_1cm_Ch661

DUT: 181924-03

Communication System: PCS; Frequency: 1880 MHz;Duty Cycle: 1:4
Medium: MSL_1900_110829 Medium parameters used: f = 1880 MHz; σ = 1.482 mho/m; ε_r = 53.736; ρ = 1000 kg/m^3
Ambient Temperature：22.3 ℃; Liquid Temperature：21.3 ℃

DASY5 Configuration:
- Probe: EX3DV4 - SN3578; ConvF(6.68, 6.68, 6.68); Calibrated: 2011/6/21
- Sensor-Surface: 4mm (Mechanical Surface Detection)
- Electronics: DAE3 Sn577; Calibrated: 2011/1/13
- Phantom: SAM Right; Type: QD000P40CD; Serial: TP:1644
- Measurement SW: DASY52, Version 52.6 (2); SEMCAD X Version 14.4.5 (3634)

Ch661/Area Scan (41x71x1): Measurement grid: dx=20mm, dy=20mm
Maximum value of SAR (interpolated) = 0.597 mW/g

Ch661/Zoom Scan (5x5x7)/Cube 0: Measurement grid: dx=8mm, dy=8mm, dz=5mm
Reference Value = 11.746 V/m; Power Drift = -0.03 dB
Peak SAR (extrapolated) = 0.876 W/kg
SAR(1 g) = 0.531 mW/g; SAR(10 g) = 0.315 mW/g
Maximum value of SAR (measured) = 0.569 mW/g

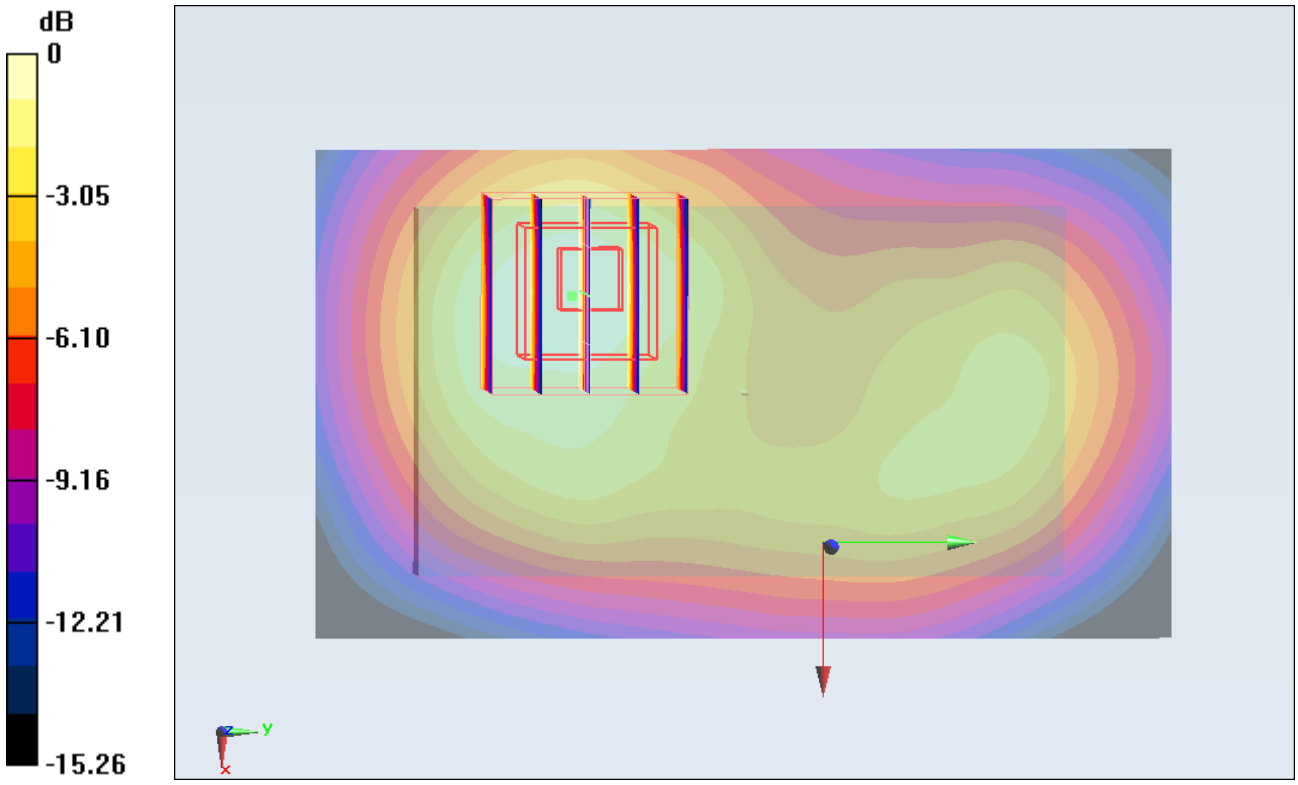

0 dB = 0.570mW/g

Test Laboratory: Sporton International Inc. SAR/HAC Testing Lab Date: 2011/8/29

#31 GSM1900_GPRS10_Back_1cm_Ch661

DUT: 181924-03

Communication System: PCS; Frequency: 1880 MHz;Duty Cycle: 1:4
Medium: MSL_1900_110829 Medium parameters used: f = 1880 MHz; σ = 1.482 mho/m; ε_r = 53.736; ρ = 1000 kg/m^3
Ambient Temperature：22.3 ℃; Liquid Temperature：21.3 ℃

DASY5 Configuration:
- Probe: EX3DV4 - SN3578; ConvF(6.68, 6.68, 6.68); Calibrated: 2011/6/21
- Sensor-Surface: 4mm (Mechanical Surface Detection)
- Electronics: DAE3 Sn577; Calibrated: 2011/1/13
- Phantom: SAM Right; Type: QD000P40CD; Serial: TP:1644
- Measurement SW: DASY52, Version 52.6 (2); SEMCAD X Version 14.4.5 (3634)

Ch661/Area Scan (41x71x1): Measurement grid: dx=20mm, dy=20mm
Maximum value of SAR (interpolated) = 0.829 mW/g

Ch661/Zoom Scan (5x5x7)/Cube 0: Measurement grid: dx=8mm, dy=8mm, dz=5mm
Reference Value = 11.029 V/m; Power Drift = -0.07 dB
Peak SAR (extrapolated) = 1.210 W/kg
SAR(1 g) = 0.680 mW/g; SAR(10 g) = 0.376 mW/g
Maximum value of SAR (measured) = 0.738 mW/g

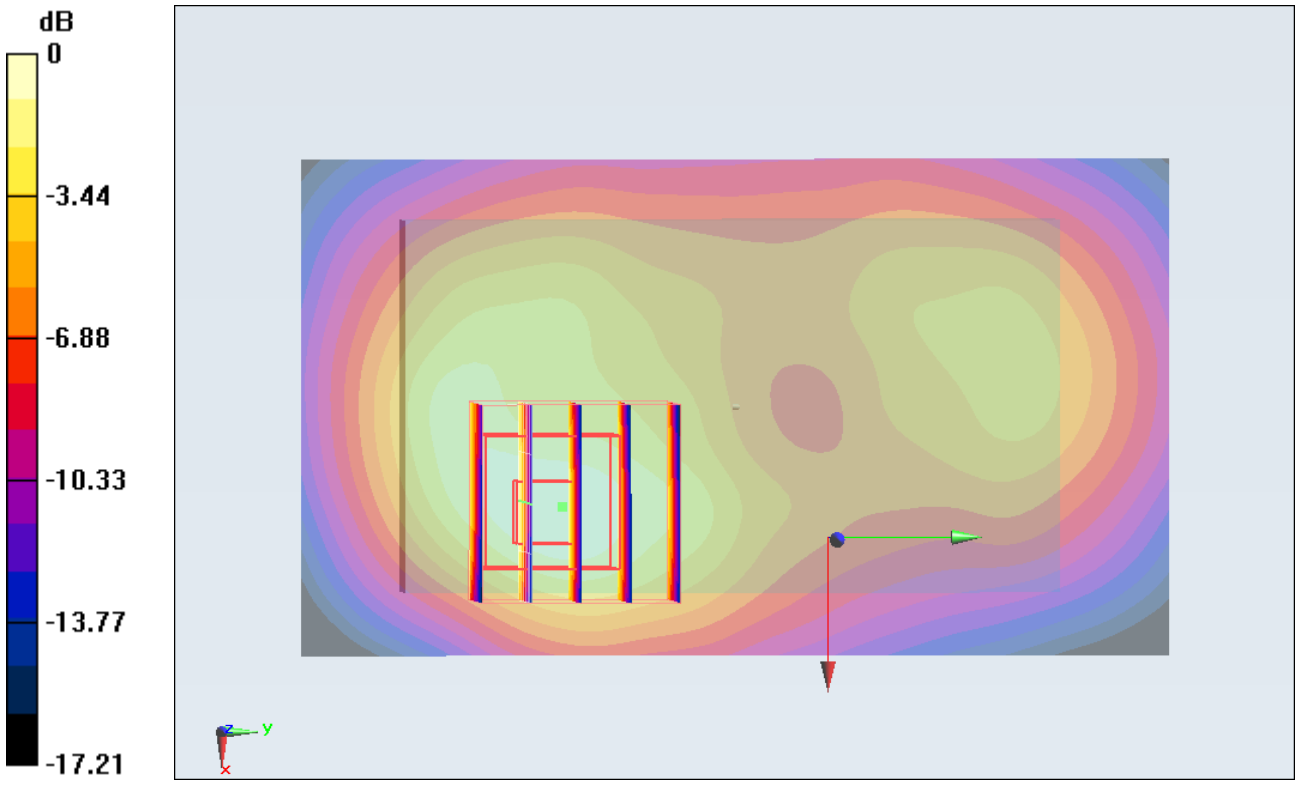

0 dB = 0.740mW/g

#32 GSM1900_GPRS10_Left Side_1cm_Ch661

DUT: 181924-03

Communication System: PCS; Frequency: 1880 MHz;Duty Cycle: 1:4
Medium: MSL_1900_110829 Medium parameters used: f = 1880 MHz; σ = 1.482 mho/m; ε_r = 53.736; ρ = 1000 kg/m^3
Ambient Temperature：22.3 ℃; Liquid Temperature：21.3 ℃

DASY5 Configuration:
- Probe: EX3DV4 - SN3578; ConvF(6.68, 6.68, 6.68); Calibrated: 2011/6/21
- Sensor-Surface: 4mm (Mechanical Surface Detection)
- Electronics: DAE3 Sn577; Calibrated: 2011/1/13
- Phantom: SAM Right; Type: QD000P40CD; Serial: TP:1644
- Measurement SW: DASY52, Version 52.6 (2); SEMCAD X Version 14.4.5 (3634)

Ch661/Area Scan (31x71x1): Measurement grid: dx=20mm, dy=20mm
Maximum value of SAR (interpolated) = 0.173 mW/g

Ch661/Zoom Scan (5x5x7)/Cube 1: Measurement grid: dx=8mm, dy=8mm, dz=5mm
Reference Value = 10.607 V/m; Power Drift = -0.06 dB
Peak SAR (extrapolated) = 0.293 W/kg
SAR(1 g) = 0.174 mW/g; SAR(10 g) = 0.099 mW/g
Maximum value of SAR (measured) = 0.187 mW/g

Ch661/Zoom Scan (5x5x7)/Cube 0: Measurement grid: dx=8mm, dy=8mm, dz=5mm
Reference Value = 10.607 V/m; Power Drift = -0.06 dB
Peak SAR (extrapolated) = 0.251 W/kg
SAR(1 g) = 0.154 mW/g; SAR(10 g) = 0.093 mW/g
Maximum value of SAR (measured) = 0.166 mW/g

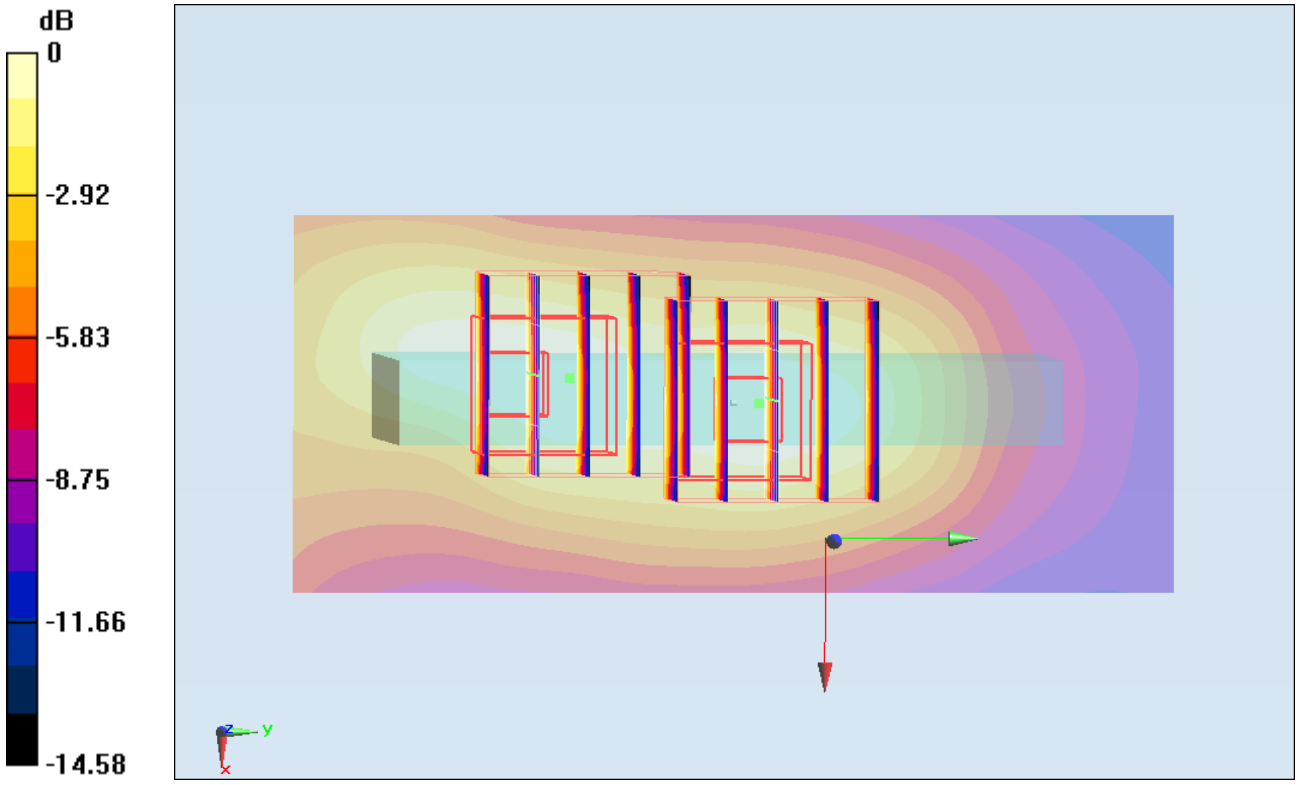

0 dB = 0.170mW/g

Test Laboratory: Sporton International Inc. SAR/HAC Testing Lab Date: 2011/8/29

#33 GSM1900_GPRS10_Right Side_1cm_Ch661

DUT: 181924-03

Communication System: PCS; Frequency: 1880 MHz;Duty Cycle: 1:4
Medium: MSL_1900_110829 Medium parameters used: f = 1880 MHz; σ = 1.482 mho/m; ε_r = 53.736; ρ = 1000 kg/m^3
Ambient Temperature：22.3 ℃; Liquid Temperature：21.3 ℃

DASY5 Configuration:
- Probe: EX3DV4 - SN3578; ConvF(6.68, 6.68, 6.68); Calibrated: 2011/6/21
- Sensor-Surface: 4mm (Mechanical Surface Detection)
- Electronics: DAE3 Sn577; Calibrated: 2011/1/13
- Phantom: SAM Right; Type: QD000P40CD; Serial: TP:1644
- Measurement SW: DASY52, Version 52.6 (2); SEMCAD X Version 14.4.5 (3634)

Ch661/Area Scan (31x71x1): Measurement grid: dx=20mm, dy=20mm
Maximum value of SAR (interpolated) = 0.142 mW/g

Ch661/Zoom Scan (5x5x7)/Cube 0: Measurement grid: dx=8mm, dy=8mm, dz=5mm
Reference Value = 9.144 V/m; Power Drift = -0.02 dB
Peak SAR (extrapolated) = 0.204 W/kg
SAR(1 g) = 0.125 mW/g; SAR(10 g) = 0.074 mW/g
Maximum value of SAR (measured) = 0.135 mW/g

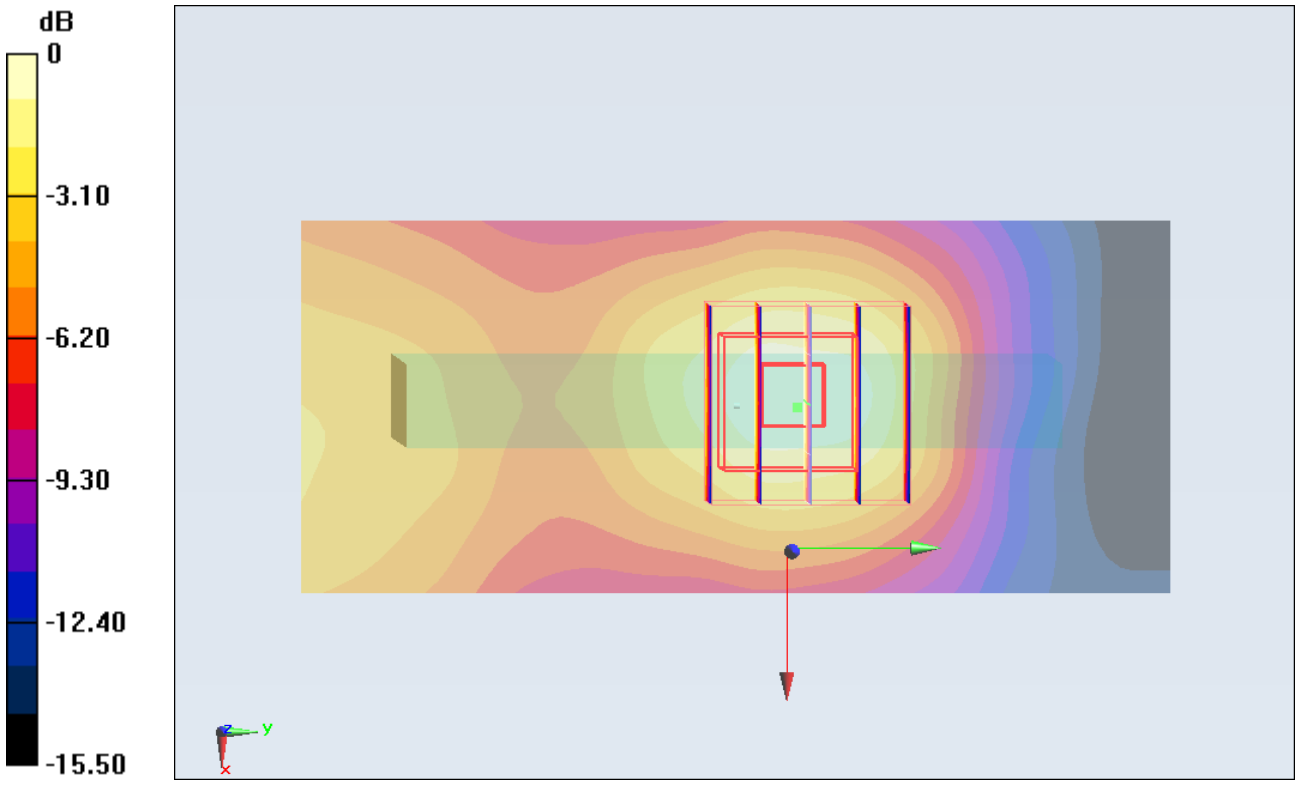

0 dB = 0.140mW/g

Test Laboratory: Sporton International Inc. SAR/HAC Testing Lab Date: 2011/8/29

#34 GSM1900_GPRS10_Top Side_1cm_Ch661

DUT: 181924-03

Communication System: PCS; Frequency: 1880 MHz;Duty Cycle: 1:4
Medium: MSL_1900_110829 Medium parameters used: f = 1880 MHz; σ = 1.482 mho/m; ε_r = 53.736; ρ = 1000 kg/m^3
Ambient Temperature：22.3 ℃; Liquid Temperature：21.3 ℃

DASY5 Configuration:
- Probe: EX3DV4 - SN3578; ConvF(6.68, 6.68, 6.68); Calibrated: 2011/6/21
- Sensor-Surface: 4mm (Mechanical Surface Detection)
- Electronics: DAE3 Sn577; Calibrated: 2011/1/13
- Phantom: SAM Right; Type: QD000P40CD; Serial: TP:1644
- Measurement SW: DASY52, Version 52.6 (2); SEMCAD X Version 14.4.5 (3634)

Ch661/Area Scan (31x41x1): Measurement grid: dx=20mm, dy=20mm
Maximum value of SAR (interpolated) = 0.163 mW/g

Ch661/Zoom Scan (5x5x7)/Cube 0: Measurement grid: dx=8mm, dy=8mm, dz=5mm
Reference Value = 10.295 V/m; Power Drift = -0.07 dB
Peak SAR (extrapolated) = 0.241 W/kg
SAR(1 g) = 0.149 mW/g; SAR(10 g) = 0.088 mW/g
Maximum value of SAR (measured) = 0.163 mW/g

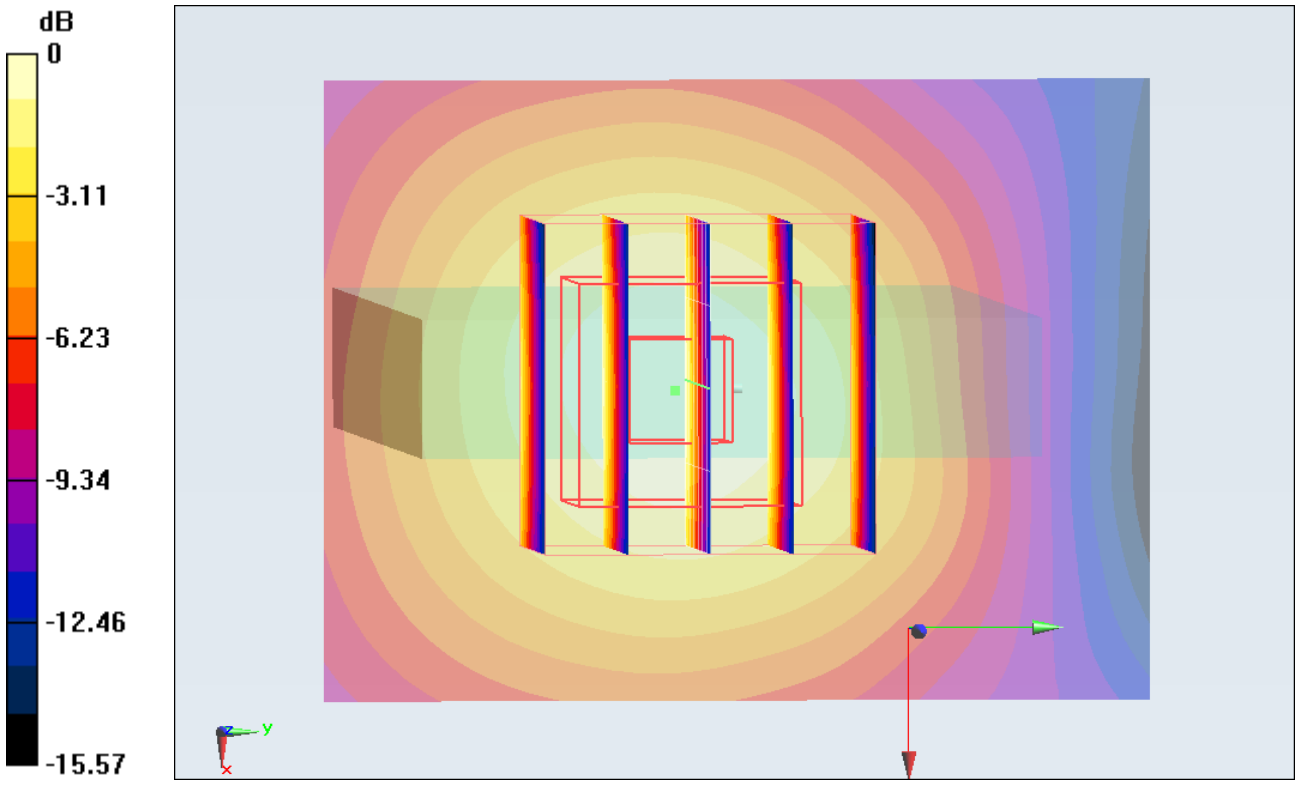

0 dB = 0.160mW/g

Test Laboratory: Sporton International Inc. SAR/HAC Testing Lab Date: 2011/8/29

#35 GSM1900_GPRS10_Bottom Side_1cm_Ch661

DUT: 181924-03

Communication System: PCS; Frequency: 1880 MHz;Duty Cycle: 1:4
Medium: MSL_1900_110829 Medium parameters used: f = 1880 MHz; σ = 1.482 mho/m; ε_r = 53.736; ρ = 1000 kg/m^3
Ambient Temperature：22.3 ℃; Liquid Temperature：21.3 ℃

DASY5 Configuration:
- Probe: EX3DV4 - SN3578; ConvF(6.68, 6.68, 6.68); Calibrated: 2011/6/21
- Sensor-Surface: 4mm (Mechanical Surface Detection)
- Electronics: DAE3 Sn577; Calibrated: 2011/1/13
- Phantom: SAM Right; Type: QD000P40CD; Serial: TP:1644
- Measurement SW: DASY52, Version 52.6 (2); SEMCAD X Version 14.4.5 (3634)

Ch661/Area Scan (31x41x1): Measurement grid: dx=20mm, dy=20mm
Maximum value of SAR (interpolated) = 0.817 mW/g

Ch661/Zoom Scan (5x5x7)/Cube 0: Measurement grid: dx=8mm, dy=8mm, dz=5mm
Reference Value = 24.105 V/m; Power Drift = 0.03 dB
Peak SAR (extrapolated) = 1.366 W/kg
SAR(1 g) = 0.813 mW/g; SAR(10 g) = 0.455 mW/g
Maximum value of SAR (measured) = 0.891 mW/g

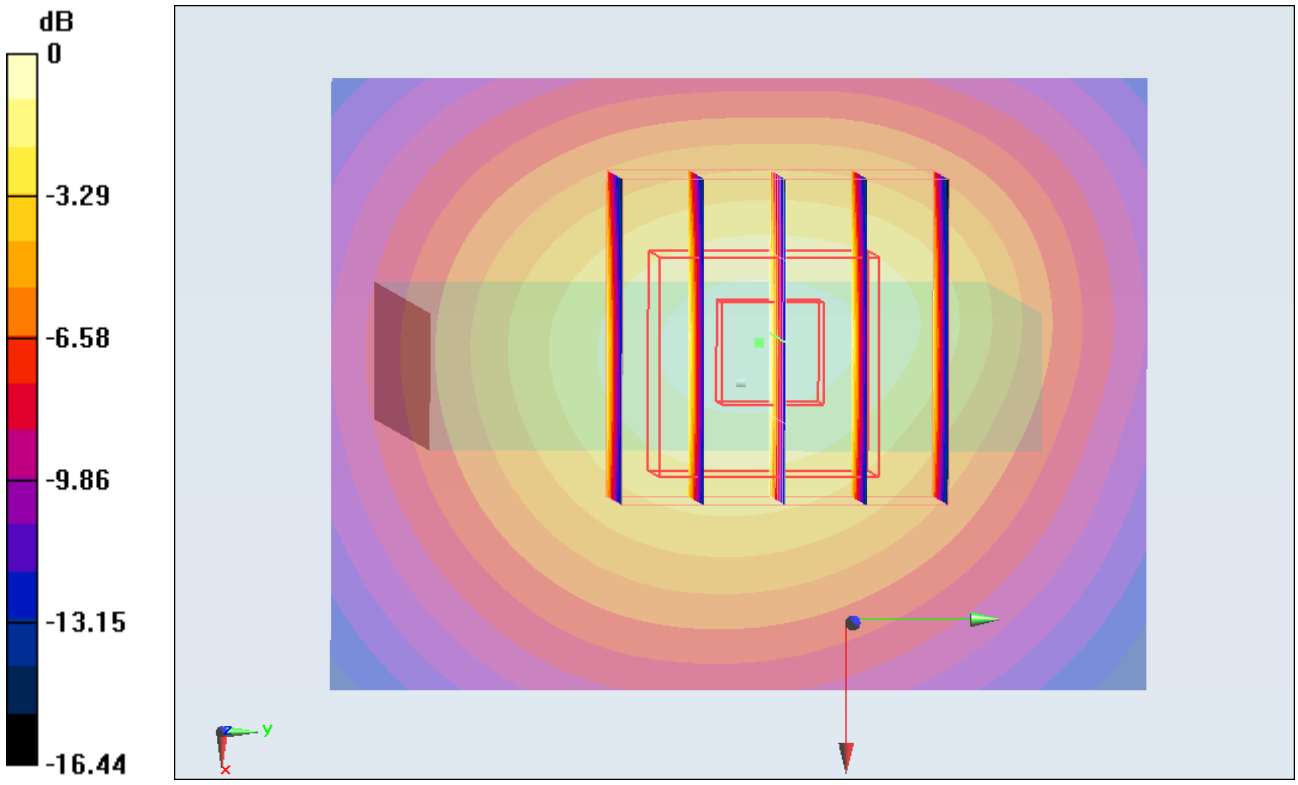

0 dB = 0.890mW/g

Test Laboratory: Sporton International Inc. SAR/HAC Testing Lab Date: 2011/8/29

#37 GSM1900_GPRS10_Bottom Side_1cm_Ch512

DUT: 181924-03

Communication System: PCS; Frequency: 1850.2 MHz;Duty Cycle: 1:4
Medium: MSL_1900_110829 Medium parameters used : f = 1850.2 MHz; σ = 1.45 mho/m; ε_r = 53.861; ρ = 1000 kg/m^3
Ambient Temperature：22.3 ℃; Liquid Temperature：21.3 ℃

DASY5 Configuration:
- Probe: EX3DV4 - SN3578; ConvF(6.68, 6.68, 6.68); Calibrated: 2011/6/21
- Sensor-Surface: 4mm (Mechanical Surface Detection)
- Electronics: DAE3 Sn577; Calibrated: 2011/1/13
- Phantom: SAM Right; Type: QD000P40CD; Serial: TP:1644
- Measurement SW: DASY52, Version 52.6 (2); SEMCAD X Version 14.4.5 (3634)

Ch512/Area Scan (31x41x1): Measurement grid: dx=20mm, dy=20mm
Maximum value of SAR (interpolated) = 0.756 mW/g

Ch512/Zoom Scan (5x5x7)/Cube 0: Measurement grid: dx=8mm, dy=8mm, dz=5mm
Reference Value = 23.548 V/m; Power Drift = -0.03 dB
Peak SAR (extrapolated) = 1.266 W/kg
SAR(1 g) = 0.757 mW/g; SAR(10 g) = 0.424 mW/g
Maximum value of SAR (measured) = 0.824 mW/g

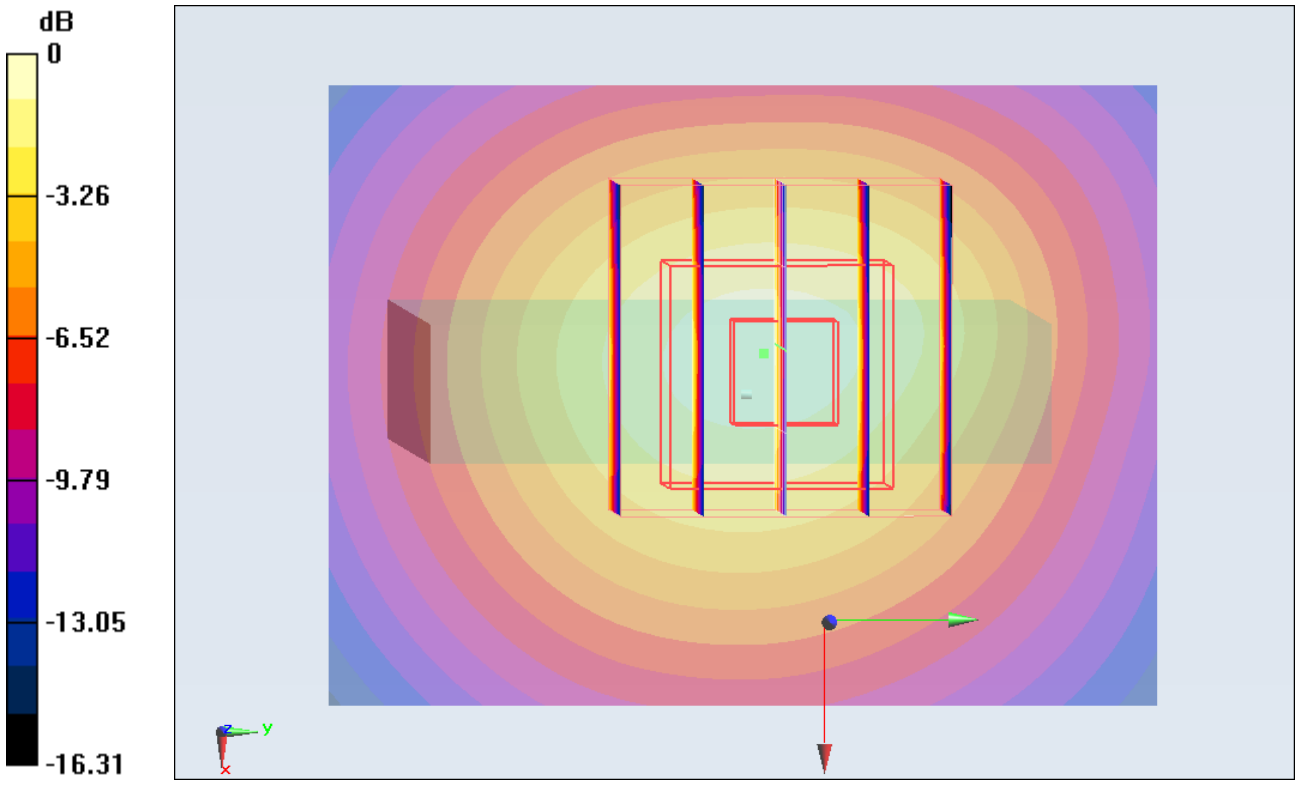

0 dB = 0.820mW/g

Test Laboratory: Sporton International Inc. SAR/HAC Testing Lab Date: 2011/8/29

#38 GSM1900_GPRS10_Bottom Side_Ch810

DUT: 181924-03

Communication System: PCS; Frequency: 1909.8 MHz;Duty Cycle: 1:4
Medium: MSL_1900_110829 Medium parameters used: f = 1910 MHz; σ = 1.517 mho/m; ε_r = 53.683; ρ = 1000 kg/m^3
Ambient Temperature：22.3 ℃; Liquid Temperature：21.3 ℃

DASY5 Configuration:
- Probe: EX3DV4 - SN3578; ConvF(6.68, 6.68, 6.68); Calibrated: 2011/6/21
- Sensor-Surface: 4mm (Mechanical Surface Detection)
- Electronics: DAE3 Sn577; Calibrated: 2011/1/13
- Phantom: SAM Right; Type: QD000P40CD; Serial: TP:1644
- Measurement SW: DASY52, Version 52.6 (2); SEMCAD X Version 14.4.5 (3634)

Ch810/Area Scan (31x41x1): Measurement grid: dx=20mm, dy=20mm
Maximum value of SAR (interpolated) = 0.869 mW/g

Ch810/Zoom Scan (5x5x7)/Cube 0: Measurement grid: dx=8mm, dy=8mm, dz=5mm
Reference Value = 24.636 V/m; Power Drift = -0.007 dB
Peak SAR (extrapolated) = 1.467 W/kg
SAR(1 g) = 0.864 mW/g; SAR(10 g) = 0.479 mW/g
Maximum value of SAR (measured) = 0.940 mW/g

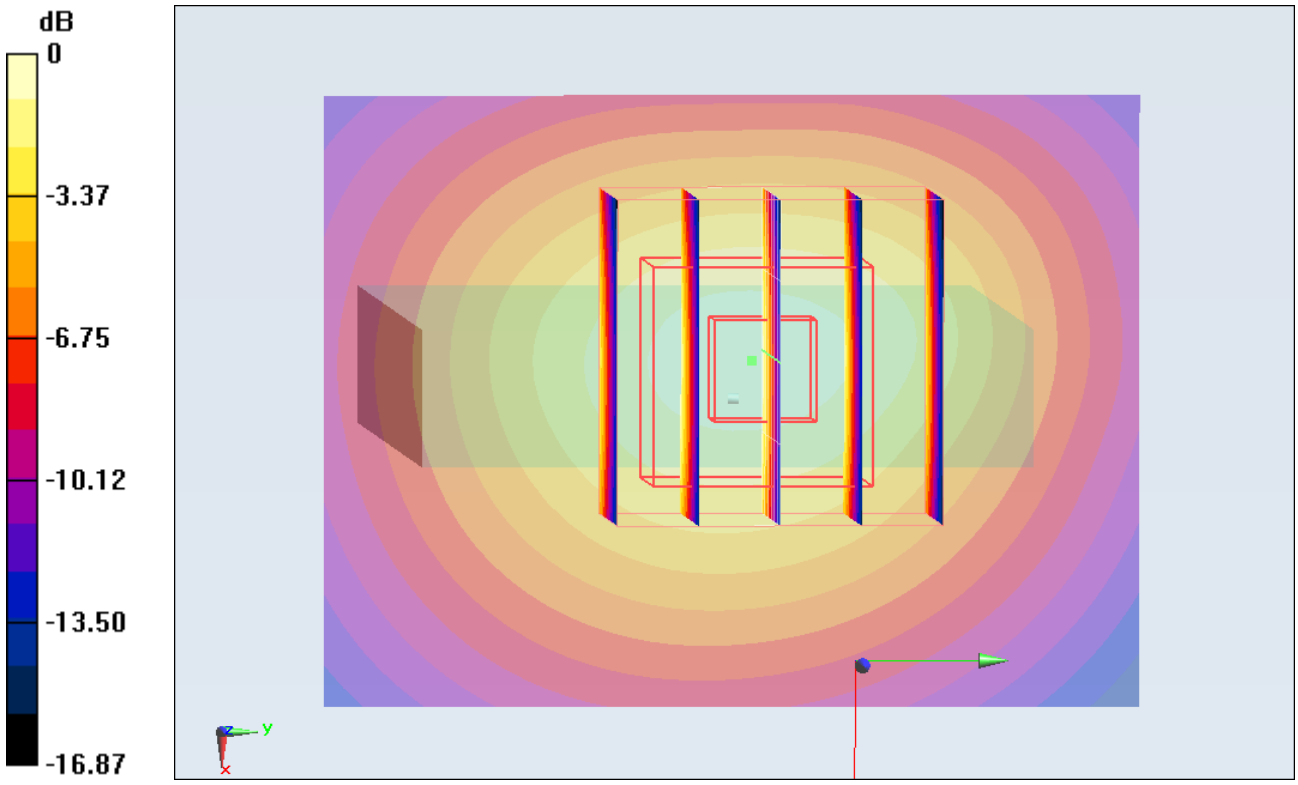

0 dB = 0.940mW/g

Test Laboratory: Sporton International Inc. SAR/HAC Testing Lab Date: 2011/8/29

#38 GSM1900_GPRS10_Down Side_1cm_Ch810_2D

DUT: 181924-03

Communication System: PCS; Frequency: 1909.8 MHz;Duty Cycle: 1:4
Medium: MSL_1900_110829 Medium parameters used: f = 1910 MHz; σ = 1.517 mho/m; ε_r = 53.683; ρ = 1000 kg/m^3
Ambient Temperature：22.3 ℃; Liquid Temperature：21.3 ℃

DASY5 Configuration:
- Probe: EX3DV4 - SN3578; ConvF(6.68, 6.68, 6.68); Calibrated: 2011/6/21
- Sensor-Surface: 4mm (Mechanical Surface Detection)
- Electronics: DAE3 Sn577; Calibrated: 2011/1/13
- Phantom: SAM Right; Type: QD000P40CD; Serial: TP:1644
- Measurement SW: DASY52, Version 52.6 (2); SEMCAD X Version 14.4.5 (3634)

Ch810/Area Scan (31x41x1): Measurement grid: dx=20mm, dy=20mm
Maximum value of SAR (interpolated) = 0.869 mW/g

Ch810/Zoom Scan (5x5x7)/Cube 0: Measurement grid: dx=8mm, dy=8mm, dz=5mm
Reference Value = 24.636 V/m; Power Drift = -0.007 dB
Peak SAR (extrapolated) = 1.467 W/kg
SAR(1 g) = 0.864 mW/g; SAR(10 g) = 0.479 mW/g
Maximum value of SAR (measured) = 0.940 mW/g

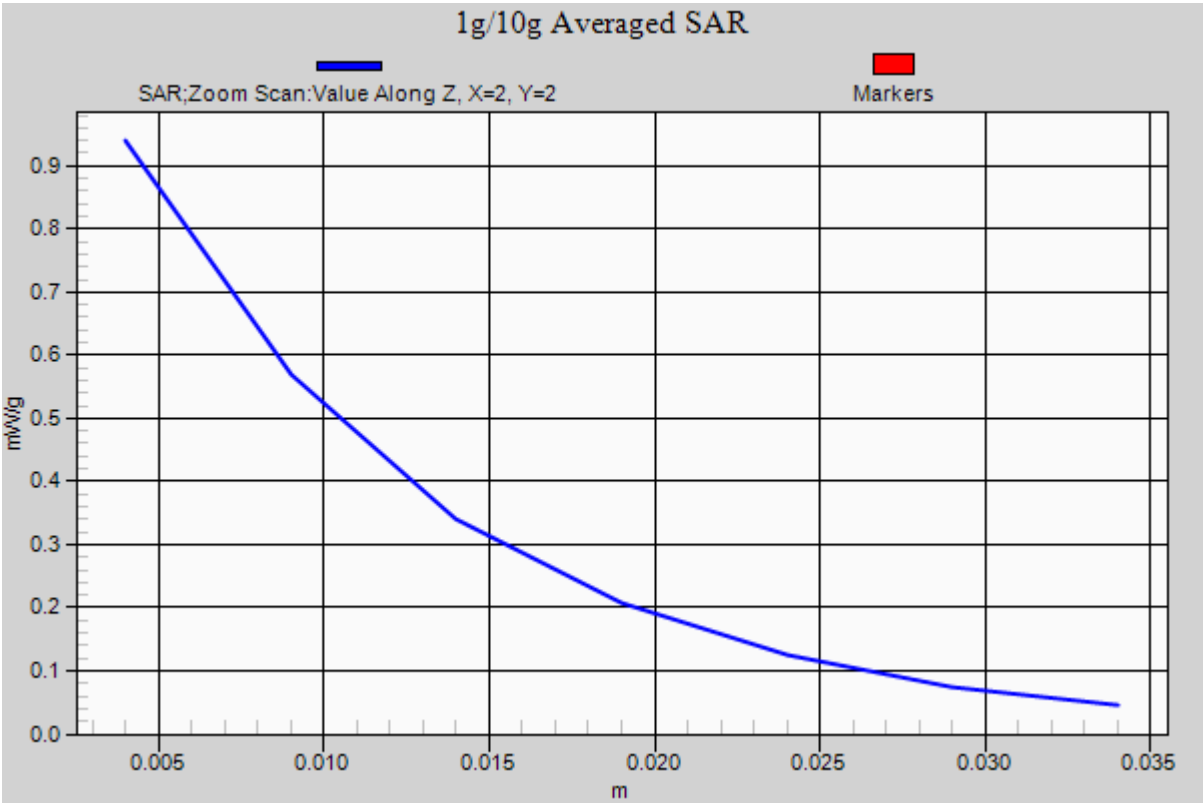

Test Laboratory: Sporton International Inc. SAR/HAC Testing Lab Date: 2011/8/29

#30 GSM1900_GPRS10_Front_1cm_Ch661

DUT: 181924-03

Communication System: PCS; Frequency: 1880 MHz;Duty Cycle: 1:4
Medium: MSL_1900_110829 Medium parameters used: f = 1880 MHz; σ = 1.482 mho/m; ε_r = 53.736; ρ = 1000 kg/m^3
Ambient Temperature：22.3 ℃; Liquid Temperature：21.3 ℃

DASY5 Configuration:
- Probe: EX3DV4 - SN3578; ConvF(6.68, 6.68, 6.68); Calibrated: 2011/6/21
- Sensor-Surface: 4mm (Mechanical Surface Detection)
- Electronics: DAE3 Sn577; Calibrated: 2011/1/13
- Phantom: SAM Right; Type: QD000P40CD; Serial: TP:1644
- Measurement SW: DASY52, Version 52.6 (2); SEMCAD X Version 14.4.5 (3634)

Ch661/Area Scan (41x71x1): Measurement grid: dx=20mm, dy=20mm
Maximum value of SAR (interpolated) = 0.597 mW/g

Ch661/Zoom Scan (5x5x7)/Cube 0: Measurement grid: dx=8mm, dy=8mm, dz=5mm
Reference Value = 11.746 V/m; Power Drift = -0.03 dB
Peak SAR (extrapolated) = 0.876 W/kg
SAR(1 g) = 0.531 mW/g; SAR(10 g) = 0.315 mW/g
Maximum value of SAR (measured) = 0.569 mW/g

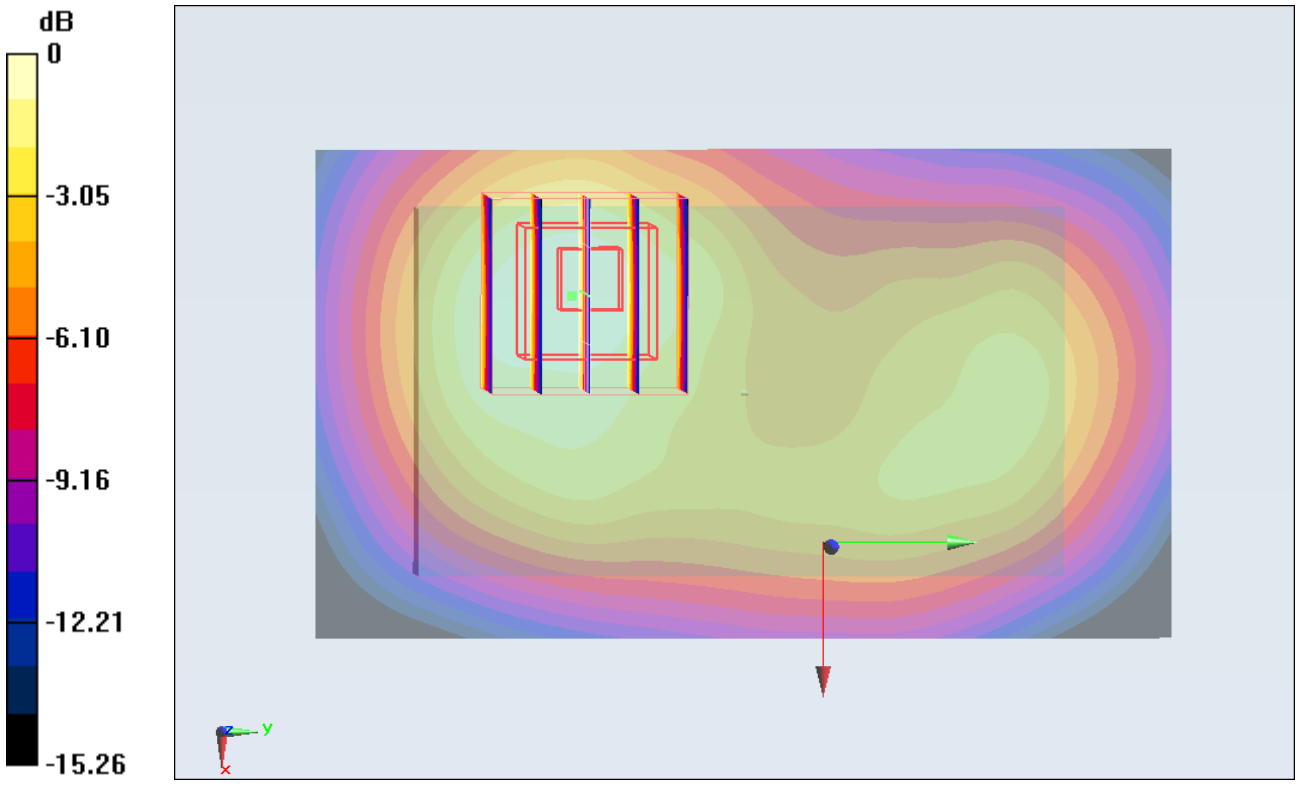

0 dB = 0.570mW/g

Test Laboratory: Sporton International Inc. SAR/HAC Testing Lab Date: 2011/8/29

#31 GSM1900_GPRS10_Back_1cm_Ch661

DUT: 181924-03

Communication System: PCS; Frequency: 1880 MHz;Duty Cycle: 1:4
Medium: MSL_1900_110829 Medium parameters used: f = 1880 MHz; σ = 1.482 mho/m; ε_r = 53.736; ρ = 1000 kg/m^3
Ambient Temperature：22.3 ℃; Liquid Temperature：21.3 ℃

DASY5 Configuration:
- Probe: EX3DV4 - SN3578; ConvF(6.68, 6.68, 6.68); Calibrated: 2011/6/21
- Sensor-Surface: 4mm (Mechanical Surface Detection)
- Electronics: DAE3 Sn577; Calibrated: 2011/1/13
- Phantom: SAM Right; Type: QD000P40CD; Serial: TP:1644
- Measurement SW: DASY52, Version 52.6 (2); SEMCAD X Version 14.4.5 (3634)

Ch661/Area Scan (41x71x1): Measurement grid: dx=20mm, dy=20mm
Maximum value of SAR (interpolated) = 0.829 mW/g

Ch661/Zoom Scan (5x5x7)/Cube 0: Measurement grid: dx=8mm, dy=8mm, dz=5mm
Reference Value = 11.029 V/m; Power Drift = -0.07 dB
Peak SAR (extrapolated) = 1.210 W/kg
SAR(1 g) = 0.680 mW/g; SAR(10 g) = 0.376 mW/g
Maximum value of SAR (measured) = 0.738 mW/g

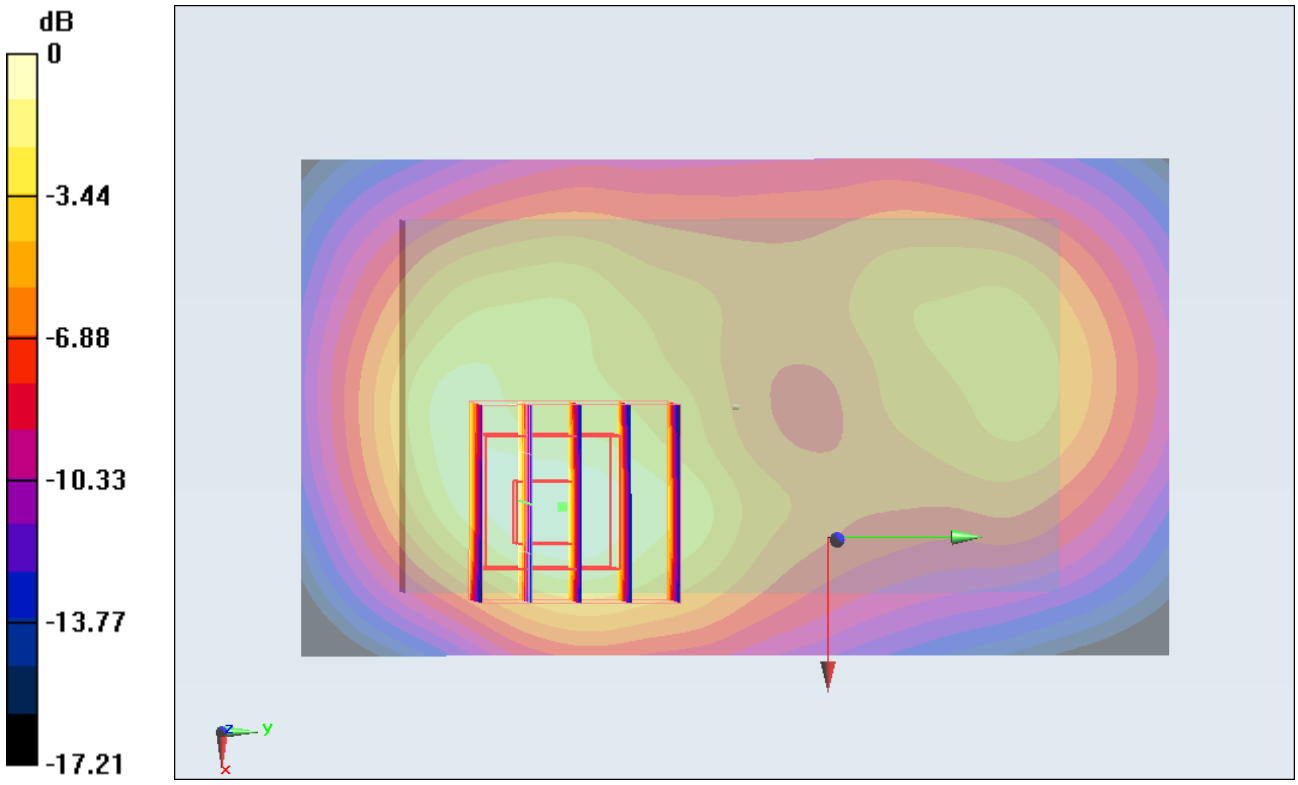

0 dB = 0.740mW/g

Test Laboratory: Sporton International Inc. SAR/HAC Testing Lab Date: 2011/8/29

#36 GSM1900_GPRS10_Back_1cm_Ch661_Earphone

DUT: 181924-03

Communication System: PCS; Frequency: 1880 MHz;Duty Cycle: 1:4
Medium: MSL_1900_110829 Medium parameters used: f = 1880 MHz; σ = 1.482 mho/m; ε_r = 53.736; ρ = 1000 kg/m^3
Ambient Temperature：22.3 ℃; Liquid Temperature：21.3 ℃

DASY5 Configuration:
- Probe: EX3DV4 - SN3578; ConvF(6.68, 6.68, 6.68); Calibrated: 2011/6/21
- Sensor-Surface: 4mm (Mechanical Surface Detection)
- Electronics: DAE3 Sn577; Calibrated: 2011/1/13
- Phantom: SAM Right; Type: QD000P40CD; Serial: TP:1644
- Measurement SW: DASY52, Version 52.6 (2); SEMCAD X Version 14.4.5 (3634)

Ch661/Area Scan (41x71x1): Measurement grid: dx=20mm, dy=20mm
Maximum value of SAR (interpolated) = 0.754 mW/g

Ch661/Zoom Scan (5x5x7)/Cube 0: Measurement grid: dx=8mm, dy=8mm, dz=5mm
Reference Value = 11.243 V/m; Power Drift = -0.04 dB
Peak SAR (extrapolated) = 1.152 W/kg
SAR(1 g) = 0.632 mW/g; SAR(10 g) = 0.347 mW/g
Maximum value of SAR (measured) = 0.694 mW/g

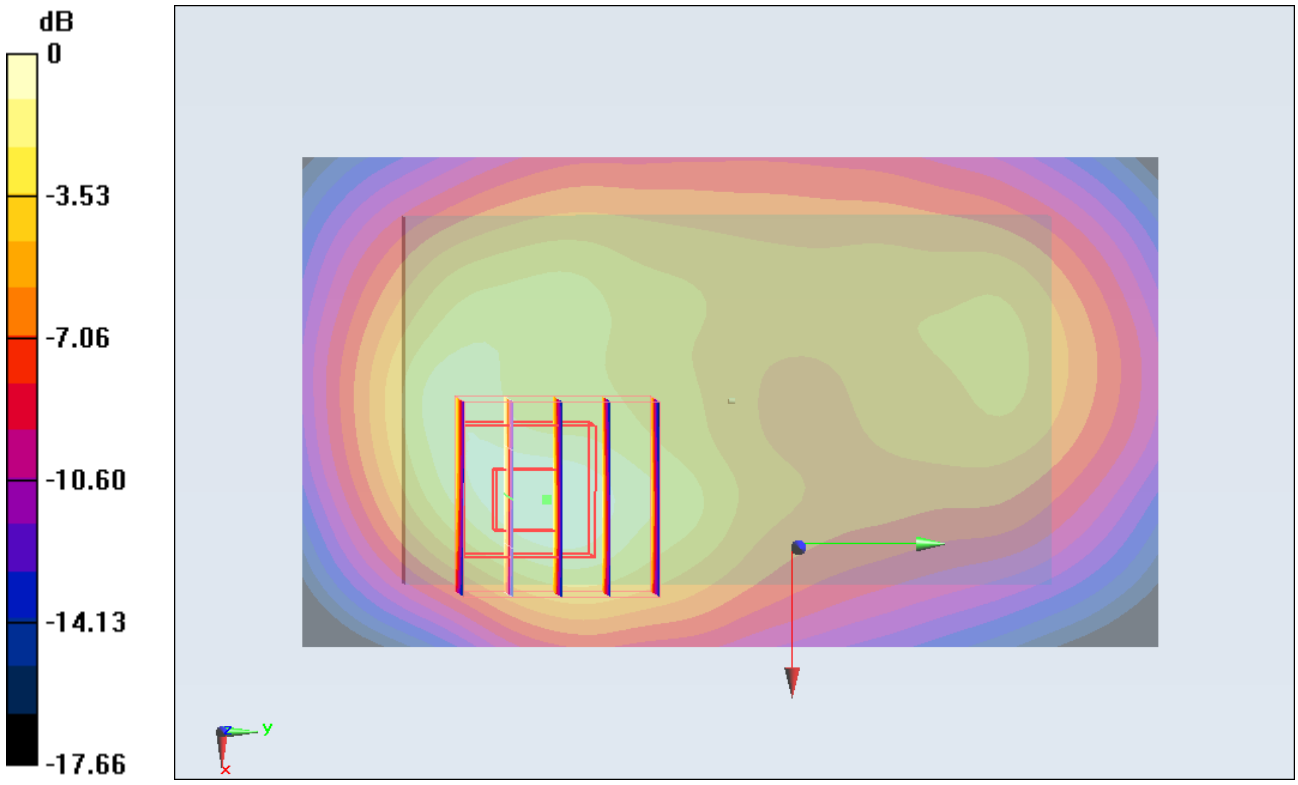

0 dB = 0.690mW/g

Test Laboratory: Sporton International Inc. SAR/HAC Testing Lab Date: 2011/8/31

#54 WCDMA V_RMC12.2K_Front_1cm_Ch4182

DUT: 181924-03

Communication System: WCDMA; Frequency: 836.4 MHz;Duty Cycle: 1:1
Medium: MSL_850_110831 Medium parameters used : f = 836.4 MHz; σ = 0.956 mho/m; ε_r = 52.678; ρ = 1000 kg/m^3
Ambient Temperature：22.6 ℃; Liquid Temperature：21.6 ℃

DASY5 Configuration:
- Probe: EX3DV4 - SN3578; ConvF(8.45, 8.45, 8.45); Calibrated: 2011/6/21
- Sensor-Surface: 4mm (Mechanical Surface Detection)
- Electronics: DAE3 Sn577; Calibrated: 2011/1/13
- Phantom: SAM Right; Type: QD000P40CD; Serial: TP:1644
- Measurement SW: DASY52, Version 52.6 (2); SEMCAD X Version 14.4.5 (3634)

Ch4182/Area Scan (41x71x1): Measurement grid: dx=20mm, dy=20mm
Maximum value of SAR (interpolated) = 0.530 mW/g

Ch4182/Zoom Scan (5x5x7)/Cube 0: Measurement grid: dx=8mm, dy=8mm, dz=5mm
Reference Value = 20.346 V/m; Power Drift = -0.12 dB
Peak SAR (extrapolated) = 0.713 W/kg
SAR(1 g) = 0.506 mW/g; SAR(10 g) = 0.351 mW/g
Maximum value of SAR (measured) = 0.538 mW/g

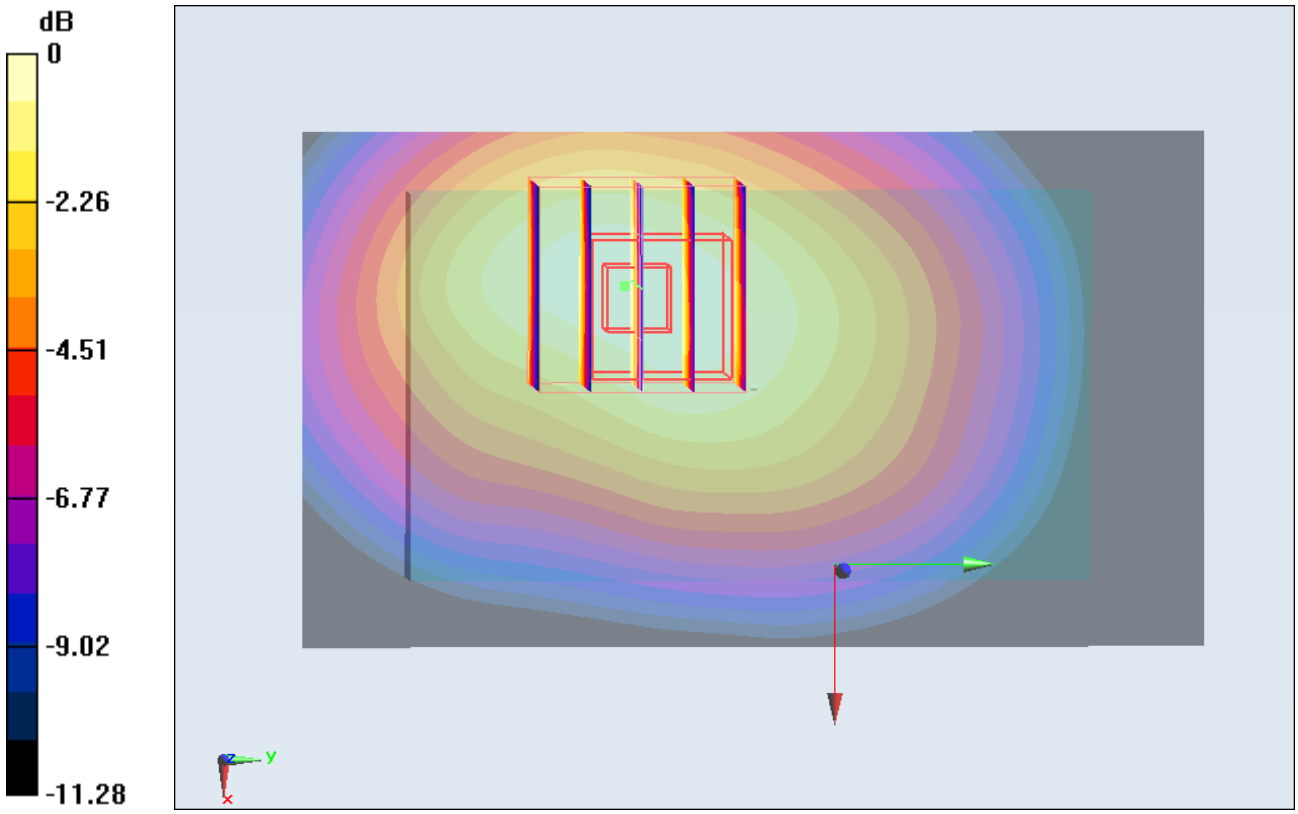

0 dB = 0.540mW/g

Test Laboratory: Sporton International Inc. SAR/HAC Testing Lab Date: 2011/8/31

#55 WCDMA V_RMC12.2K_Back_1cm_Ch4182

DUT: 181924-03

Communication System: WCDMA; Frequency: 836.4 MHz;Duty Cycle: 1:1
Medium: MSL_850_110831 Medium parameters used : f = 836.4 MHz; σ = 0.956 mho/m; ε_r = 52.678; ρ = 1000 kg/m^3
Ambient Temperature：22.6 ℃; Liquid Temperature：21.6 ℃

DASY5 Configuration:
- Probe: EX3DV4 - SN3578; ConvF(8.45, 8.45, 8.45); Calibrated: 2011/6/21
- Sensor-Surface: 4mm (Mechanical Surface Detection)
- Electronics: DAE3 Sn577; Calibrated: 2011/1/13
- Phantom: SAM Right; Type: QD000P40CD; Serial: TP:1644
- Measurement SW: DASY52, Version 52.6 (2); SEMCAD X Version 14.4.5 (3634)

Ch4182/Area Scan (41x71x1): Measurement grid: dx=20mm, dy=20mm
Maximum value of SAR (interpolated) = 0.864 mW/g

Ch4182/Zoom Scan (5x5x7)/Cube 0: Measurement grid: dx=8mm, dy=8mm, dz=5mm
Reference Value = 26.902 V/m; Power Drift = -0.03 dB
Peak SAR (extrapolated) = 1.240 W/kg
SAR(1 g) = 0.838 mW/g; SAR(10 g) = 0.559 mW/g
Maximum value of SAR (measured) = 0.886 mW/g



0 dB = 0.890mW/g

Test Laboratory: Sporton International Inc. SAR/HAC Testing Lab Date: 2011/8/31

#56 WCDMA V_RMC12.2K_Left Side_1cm_Ch4182

DUT: 181924-03

Communication System: WCDMA; Frequency: 836.4 MHz;Duty Cycle: 1:1
Medium: MSL_850_110831 Medium parameters used : f = 836.4 MHz; σ = 0.956 mho/m; ε_r = 52.678; ρ = 1000 kg/m^3
Ambient Temperature：22.6 ℃; Liquid Temperature：21.6 ℃

DASY5 Configuration:
- Probe: EX3DV4 - SN3578; ConvF(8.45, 8.45, 8.45); Calibrated: 2011/6/21
- Sensor-Surface: 4mm (Mechanical Surface Detection)
- Electronics: DAE3 Sn577; Calibrated: 2011/1/13
- Phantom: SAM Right; Type: QD000P40CD; Serial: TP:1644
- Measurement SW: DASY52, Version 52.6 (2); SEMCAD X Version 14.4.5 (3634)

Ch4182/Area Scan (31x71x1): Measurement grid: dx=20mm, dy=20mm
Maximum value of SAR (interpolated) = 0.269 mW/g

Ch4182/Zoom Scan (5x5x7)/Cube 0: Measurement grid: dx=8mm, dy=8mm, dz=5mm
Reference Value = 16.075 V/m; Power Drift = -0.02 dB
Peak SAR (extrapolated) = 0.357 W/kg
SAR(1 g) = 0.250 mW/g; SAR(10 g) = 0.169 mW/g
Maximum value of SAR (measured) = 0.268 mW/g

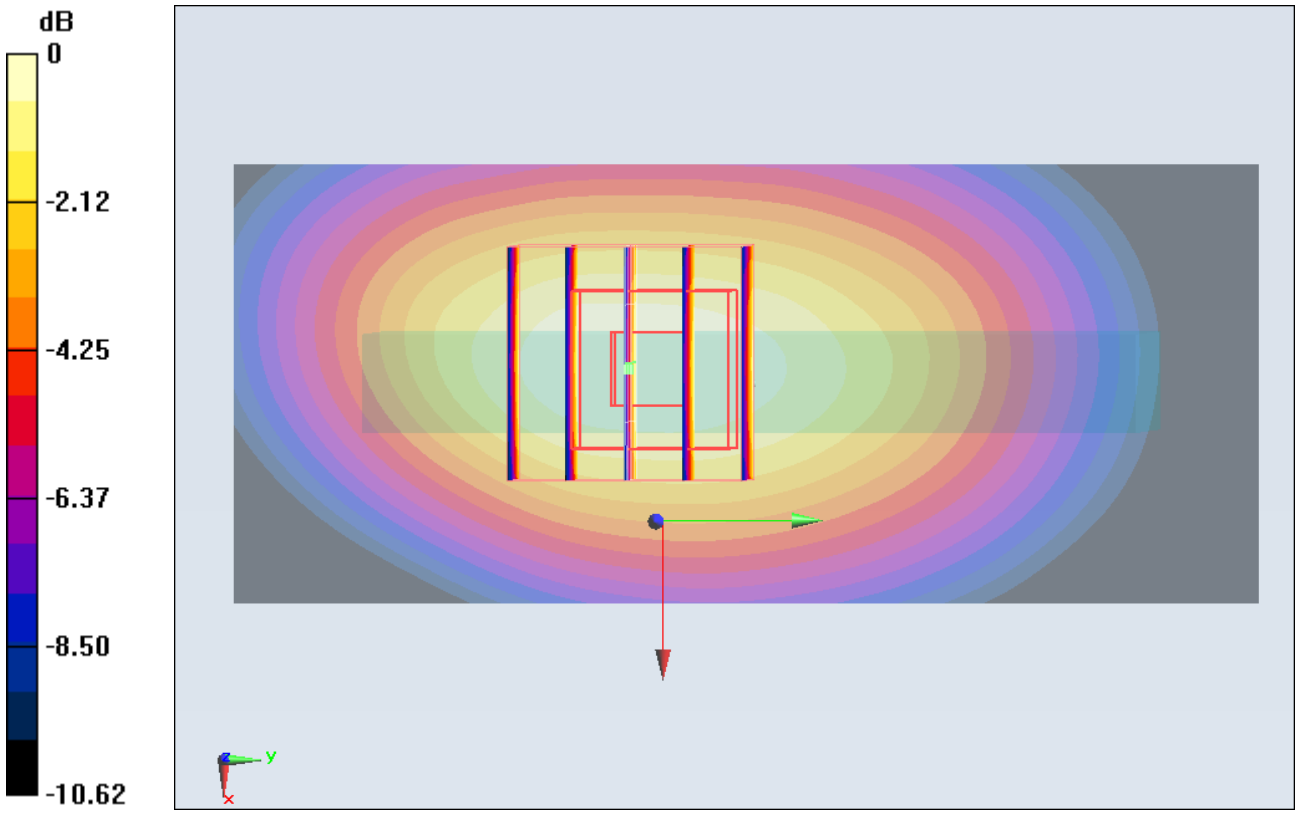

0 dB = 0.270mW/g

Test Laboratory: Sporton International Inc. SAR/HAC Testing Lab Date: 2011/8/31

#57 WCDMA V_RMC12.2K_Right Side_1cm_Ch4182

DUT: 181924-03

Communication System: WCDMA; Frequency: 836.4 MHz;Duty Cycle: 1:1
Medium: MSL_850_110831 Medium parameters used : f = 836.4 MHz; σ = 0.956 mho/m; ε_r = 52.678; ρ = 1000 kg/m^3
Ambient Temperature：22.6 ℃; Liquid Temperature：21.6 ℃

DASY5 Configuration:
- Probe: EX3DV4 - SN3578; ConvF(8.45, 8.45, 8.45); Calibrated: 2011/6/21
- Sensor-Surface: 4mm (Mechanical Surface Detection)
- Electronics: DAE3 Sn577; Calibrated: 2011/1/13
- Phantom: SAM Right; Type: QD000P40CD; Serial: TP:1644
- Measurement SW: DASY52, Version 52.6 (2); SEMCAD X Version 14.4.5 (3634)

Ch4182/Area Scan (31x71x1): Measurement grid: dx=20mm, dy=20mm
Maximum value of SAR (interpolated) = 0.234 mW/g

Ch4182/Zoom Scan (5x5x7)/Cube 0: Measurement grid: dx=8mm, dy=8mm, dz=5mm
Reference Value = 15.236 V/m; Power Drift = 0.03 dB
Peak SAR (extrapolated) = 0.306 W/kg
SAR(1 g) = 0.222 mW/g; SAR(10 g) = 0.156 mW/g
Maximum value of SAR (measured) = 0.236 mW/g

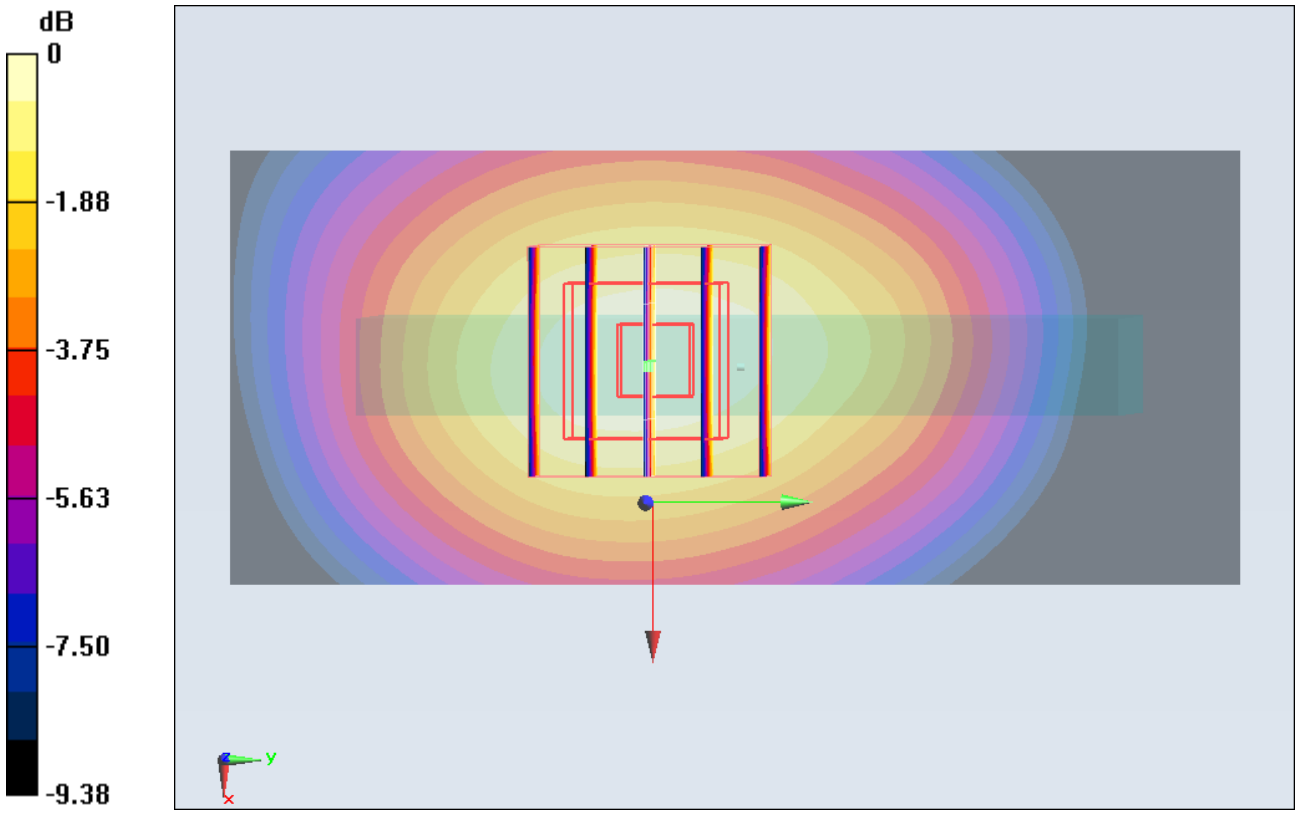

0 dB = 0.240mW/g

Test Laboratory: Sporton International Inc. SAR/HAC Testing Lab Date: 2011/8/31

#58 WCDMA V_RMC12.2K_Top Side_1cm_Ch4182

DUT: 181924-03

Communication System: WCDMA; Frequency: 836.4 MHz;Duty Cycle: 1:1
Medium: MSL_850_110831 Medium parameters used : f = 836.4 MHz; σ = 0.956 mho/m; ε_r = 52.678; ρ = 1000 kg/m^3
Ambient Temperature：22.6 ℃; Liquid Temperature：21.6 ℃

DASY5 Configuration:
- Probe: EX3DV4 - SN3578; ConvF(8.45, 8.45, 8.45); Calibrated: 2011/6/21
- Sensor-Surface: 4mm (Mechanical Surface Detection)
- Electronics: DAE3 Sn577; Calibrated: 2011/1/13
- Phantom: SAM Right; Type: QD000P40CD; Serial: TP:1644
- Measurement SW: DASY52, Version 52.6 (2); SEMCAD X Version 14.4.5 (3634)

Ch4182/Area Scan (31x41x1): Measurement grid: dx=20mm, dy=20mm
Maximum value of SAR (interpolated) = 0.025 mW/g

Ch4182/Zoom Scan (5x5x7)/Cube 0: Measurement grid: dx=8mm, dy=8mm, dz=5mm
Reference Value = 3.797 V/m; Power Drift = 0.124 dB
Peak SAR (extrapolated) = 0.031 W/kg
SAR(1 g) = 0.022 mW/g; SAR(10 g) = 0.016 mW/g
Maximum value of SAR (measured) = 0.023 mW/g

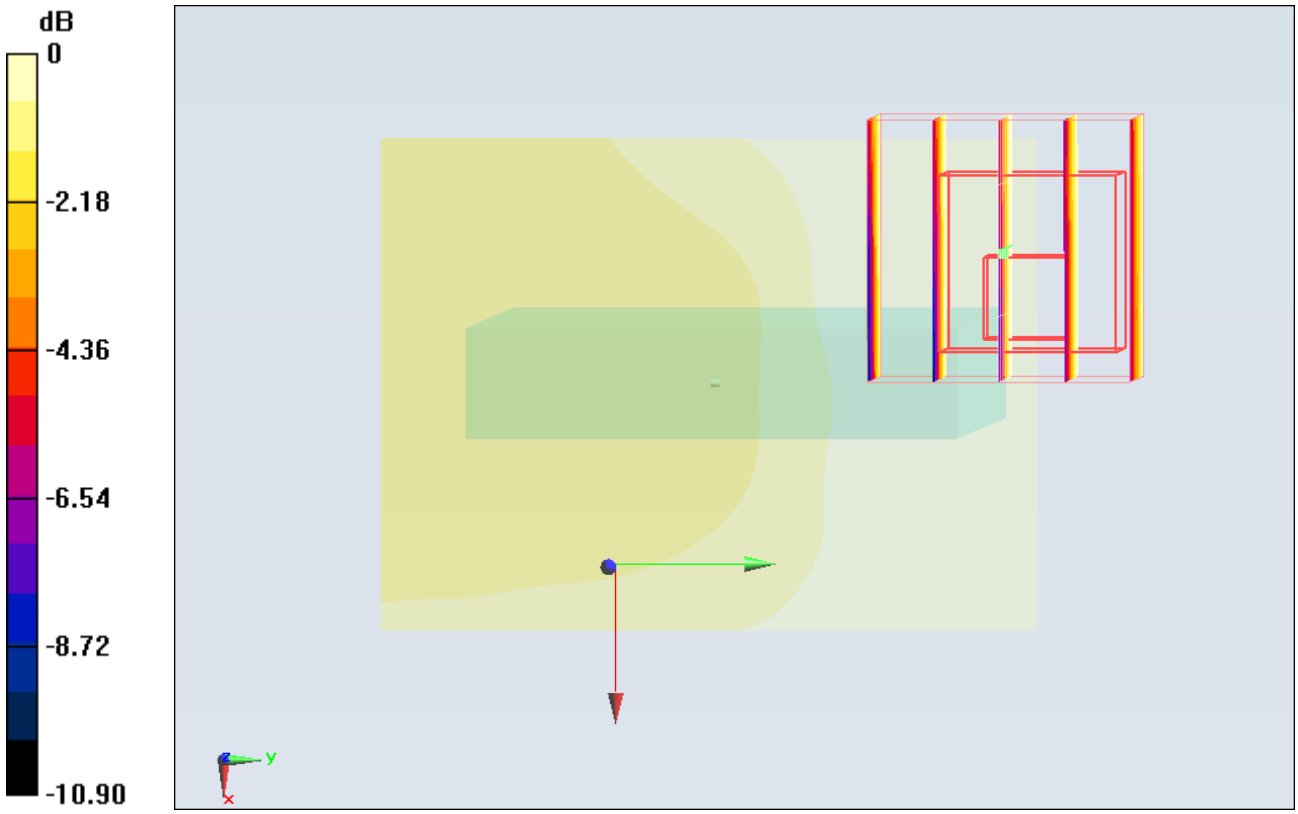

0 dB = 0.020mW/g

Test Laboratory: Sporton International Inc. SAR/HAC Testing Lab Date: 2011/8/31

#59 WCDMA V_RMC12.2K_ Bottom Side_1cm_Ch4182

DUT: 181924-03

Communication System: WCDMA; Frequency: 836.4 MHz;Duty Cycle: 1:1
Medium: MSL_850_110831 Medium parameters used : f = 836.4 MHz; σ = 0.956 mho/m; ε_r = 52.678; ρ = 1000 kg/m^3
Ambient Temperature：22.6 ℃; Liquid Temperature：21.6 ℃

DASY5 Configuration:
- Probe: EX3DV4 - SN3578; ConvF(8.45, 8.45, 8.45); Calibrated: 2011/6/21
- Sensor-Surface: 4mm (Mechanical Surface Detection)
- Electronics: DAE3 Sn577; Calibrated: 2011/1/13
- Phantom: SAM Right; Type: QD000P40CD; Serial: TP:1644
- Measurement SW: DASY52, Version 52.6 (2); SEMCAD X Version 14.4.5 (3634)

Ch4182/Area Scan (31x41x1): Measurement grid: dx=20mm, dy=20mm
Maximum value of SAR (interpolated) = 0.109 mW/g

Ch4182/Zoom Scan (5x5x7)/Cube 0: Measurement grid: dx=8mm, dy=8mm, dz=5mm
Reference Value = 7.366 V/m; Power Drift = 0.05 dB
Peak SAR (extrapolated) = 0.186 W/kg
SAR(1 g) = 0.105 mW/g; SAR(10 g) = 0.059 mW/g
Maximum value of SAR (measured) = 0.116 mW/g

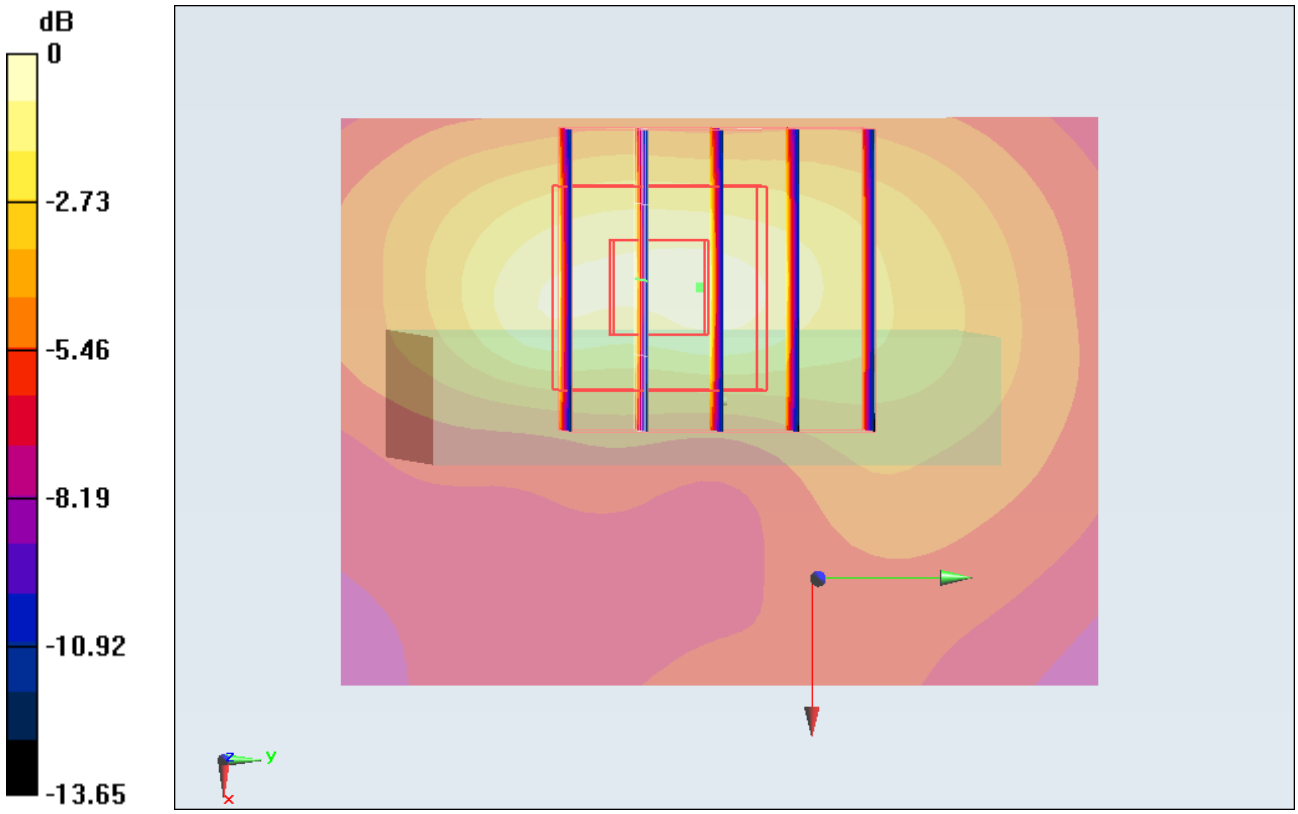

0 dB = 0.120mW/g

Test Laboratory: Sporton International Inc. SAR/HAC Testing Lab Date: 2011/8/31

#60 WCDMA V_RMC12.2K_Back_1cm_Ch4132

DUT: 181924-03

Communication System: WCDMA; Frequency: 826.4 MHz;Duty Cycle: 1:1
Medium: MSL_850_110831 Medium parameters used : f = 826.4 MHz; σ = 0.946 mho/m; ε_r = 52.774; ρ = 1000 kg/m^3
Ambient Temperature：22.6 ℃; Liquid Temperature：21.6 ℃

DASY5 Configuration:
- Probe: EX3DV4 - SN3578; ConvF(8.45, 8.45, 8.45); Calibrated: 2011/6/21
- Sensor-Surface: 4mm (Mechanical Surface Detection)
- Electronics: DAE3 Sn577; Calibrated: 2011/1/13
- Phantom: SAM Right; Type: QD000P40CD; Serial: TP:1644
- Measurement SW: DASY52, Version 52.6 (2); SEMCAD X Version 14.4.5 (3634)

Ch4132/Area Scan (41x71x1): Measurement grid: dx=20mm, dy=20mm
Maximum value of SAR (interpolated) = 1.006 mW/g

Ch4132/Zoom Scan (5x5x7)/Cube 0: Measurement grid: dx=8mm, dy=8mm, dz=5mm
Reference Value = 28.892 V/m; Power Drift = 0.01 dB
Peak SAR (extrapolated) = 1.439 W/kg
SAR(1 g) = 0.970 mW/g; SAR(10 g) = 0.650 mW/g
Maximum value of SAR (measured) = 1.025 mW/g



0 dB = 1.020mW/g

Test Laboratory: Sporton International Inc. SAR/HAC Testing Lab Date: 2011/8/31

#61 WCDMA V_RMC12.2K_Back_1cm_Ch4233

DUT: 181924-03

Communication System: WCDMA; Frequency: 846.6 MHz;Duty Cycle: 1:1
Medium: MSL_850_110831 Medium parameters used: f = 847 MHz; σ = 0.967 mho/m; ε_r = 52.566; ρ = 1000 kg/m^3
Ambient Temperature：22.6 ℃; Liquid Temperature：21.6 ℃

DASY5 Configuration:
- Probe: EX3DV4 - SN3578; ConvF(8.45, 8.45, 8.45); Calibrated: 2011/6/21
- Sensor-Surface: 4mm (Mechanical Surface Detection)
- Electronics: DAE3 Sn577; Calibrated: 2011/1/13
- Phantom: SAM Right; Type: QD000P40CD; Serial: TP:1644
- Measurement SW: DASY52, Version 52.6 (2); SEMCAD X Version 14.4.5 (3634)

Ch4233/Area Scan (41x71x1): Measurement grid: dx=20mm, dy=20mm
Maximum value of SAR (interpolated) = 1.175 mW/g

Ch4233/Zoom Scan (5x5x7)/Cube 0: Measurement grid: dx=8mm, dy=8mm, dz=5mm
Reference Value = 31.433 V/m; Power Drift = 0.0032 dB
Peak SAR (extrapolated) = 1.685 W/kg
SAR(1 g) = 1.15 mW/g; SAR(10 g) = 0.761 mW/g
Maximum value of SAR (measured) = 1.215 mW/g



0 dB = 1.220mW/g

Test Laboratory: Sporton International Inc. SAR/HAC Testing Lab Date: 2011/8/31

#61 WCDMA V_RMC12.2K_Back_1cm_Ch4233_2D

DUT: 181924-03

Communication System: WCDMA; Frequency: 846.6 MHz;Duty Cycle: 1:1
Medium: MSL_850_110831 Medium parameters used: f = 847 MHz; σ = 0.967 mho/m; ε_r = 52.566; ρ = 1000 kg/m^3
Ambient Temperature：22.6 ℃; Liquid Temperature：21.6 ℃

DASY5 Configuration:
- Probe: EX3DV4 - SN3578; ConvF(8.45, 8.45, 8.45); Calibrated: 2011/6/21
- Sensor-Surface: 4mm (Mechanical Surface Detection)
- Electronics: DAE3 Sn577; Calibrated: 2011/1/13
- Phantom: SAM Right; Type: QD000P40CD; Serial: TP:1644
- Measurement SW: DASY52, Version 52.6 (2); SEMCAD X Version 14.4.5 (3634)

Ch4233/Area Scan (41x71x1): Measurement grid: dx=20mm, dy=20mm
Maximum value of SAR (interpolated) = 1.175 mW/g

Ch4233/Zoom Scan (5x5x7)/Cube 0: Measurement grid: dx=8mm, dy=8mm, dz=5mm
Reference Value = 31.433 V/m; Power Drift = 0.0032 dB
Peak SAR (extrapolated) = 1.685 W/kg
SAR(1 g) = 1.15 mW/g; SAR(10 g) = 0.761 mW/g
Maximum value of SAR (measured) = 1.215 mW/g

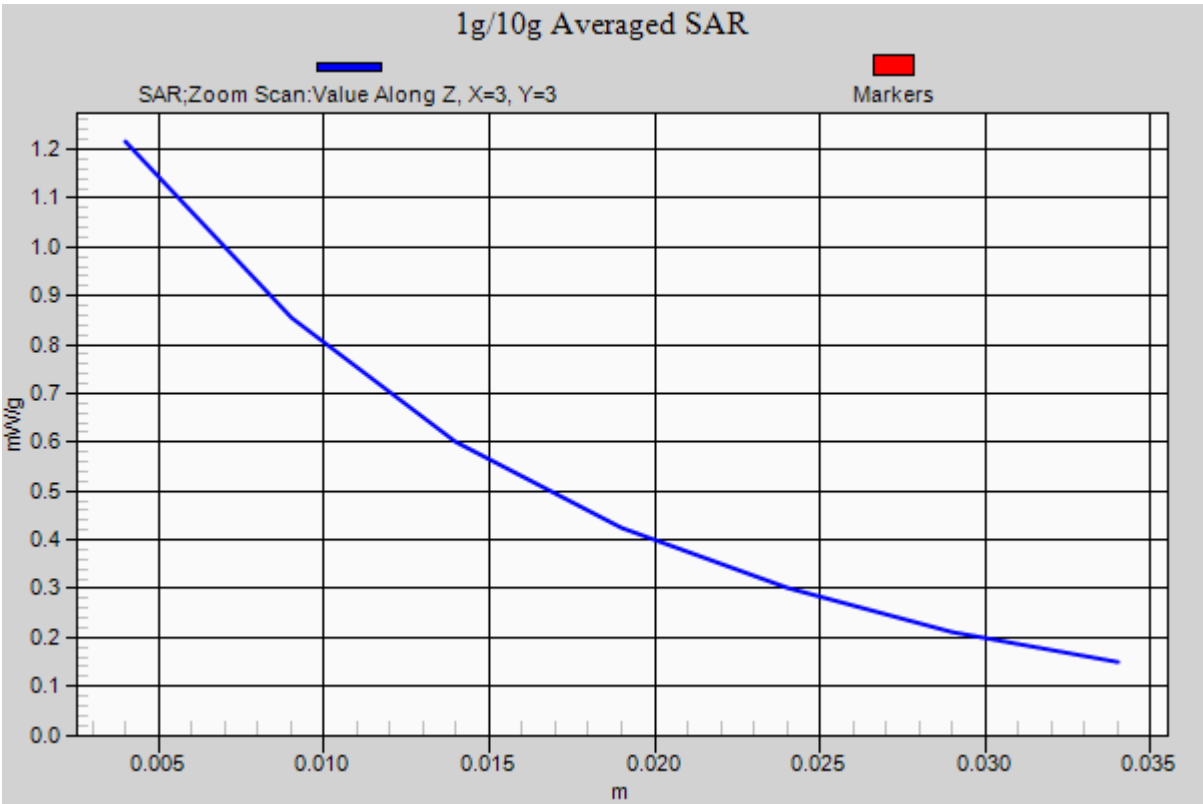

Test Laboratory: Sporton International Inc. SAR/HAC Testing Lab Date: 2011/8/31

#54 WCDMA V_RMC12.2K_Front_1cm_Ch4182

DUT: 181924-03

Communication System: WCDMA; Frequency: 836.4 MHz;Duty Cycle: 1:1
Medium: MSL_850_110831 Medium parameters used : f = 836.4 MHz; σ = 0.956 mho/m; ε_r = 52.678; ρ = 1000 kg/m^3
Ambient Temperature：22.6 ℃; Liquid Temperature：21.6 ℃

DASY5 Configuration:
- Probe: EX3DV4 - SN3578; ConvF(8.45, 8.45, 8.45); Calibrated: 2011/6/21
- Sensor-Surface: 4mm (Mechanical Surface Detection)
- Electronics: DAE3 Sn577; Calibrated: 2011/1/13
- Phantom: SAM Right; Type: QD000P40CD; Serial: TP:1644
- Measurement SW: DASY52, Version 52.6 (2); SEMCAD X Version 14.4.5 (3634)

Ch4182/Area Scan (41x71x1): Measurement grid: dx=20mm, dy=20mm
Maximum value of SAR (interpolated) = 0.530 mW/g

Ch4182/Zoom Scan (5x5x7)/Cube 0: Measurement grid: dx=8mm, dy=8mm, dz=5mm
Reference Value = 20.346 V/m; Power Drift = -0.12 dB
Peak SAR (extrapolated) = 0.713 W/kg
SAR(1 g) = 0.506 mW/g; SAR(10 g) = 0.351 mW/g
Maximum value of SAR (measured) = 0.538 mW/g

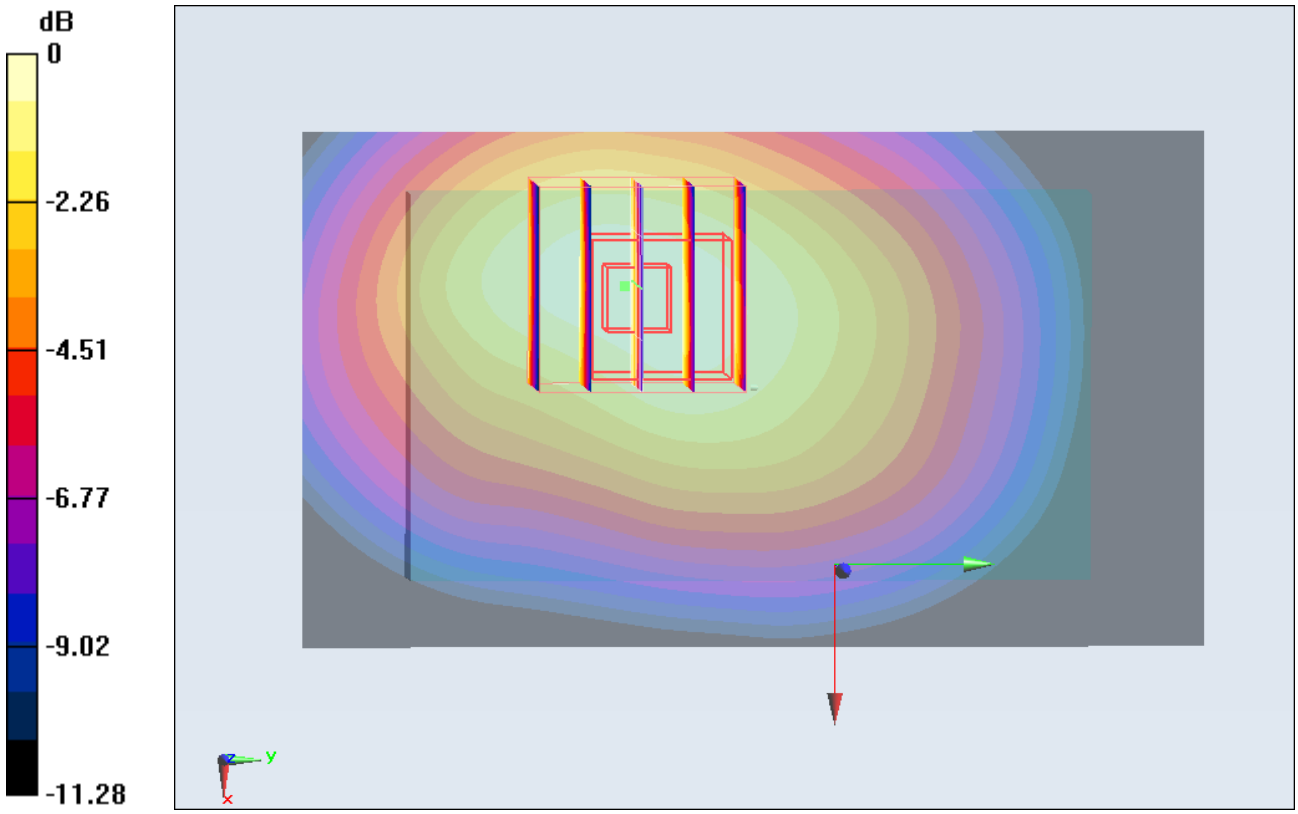

0 dB = 0.540mW/g

Test Laboratory: Sporton International Inc. SAR/HAC Testing Lab Date: 2011/8/31

#55 WCDMA V_RMC12.2K_Back_1cm_Ch4182

DUT: 181924-03

Communication System: WCDMA; Frequency: 836.4 MHz;Duty Cycle: 1:1
Medium: MSL_850_110831 Medium parameters used : f = 836.4 MHz; σ = 0.956 mho/m; ε_r = 52.678; ρ = 1000 kg/m^3
Ambient Temperature：22.6 ℃; Liquid Temperature：21.6 ℃

DASY5 Configuration:
- Probe: EX3DV4 - SN3578; ConvF(8.45, 8.45, 8.45); Calibrated: 2011/6/21
- Sensor-Surface: 4mm (Mechanical Surface Detection)
- Electronics: DAE3 Sn577; Calibrated: 2011/1/13
- Phantom: SAM Right; Type: QD000P40CD; Serial: TP:1644
- Measurement SW: DASY52, Version 52.6 (2); SEMCAD X Version 14.4.5 (3634)

Ch4182/Area Scan (41x71x1): Measurement grid: dx=20mm, dy=20mm
Maximum value of SAR (interpolated) = 0.864 mW/g

Ch4182/Zoom Scan (5x5x7)/Cube 0: Measurement grid: dx=8mm, dy=8mm, dz=5mm
Reference Value = 26.902 V/m; Power Drift = -0.03 dB
Peak SAR (extrapolated) = 1.240 W/kg
SAR(1 g) = 0.838 mW/g; SAR(10 g) = 0.559 mW/g
Maximum value of SAR (measured) = 0.886 mW/g



0 dB = 0.890mW/g

Test Laboratory: Sporton International Inc. SAR/HAC Testing Lab Date: 2011/8/31

#60 WCDMA V_RMC12.2K_Back_1cm_Ch4132

DUT: 181924-03

Communication System: WCDMA; Frequency: 826.4 MHz;Duty Cycle: 1:1
Medium: MSL_850_110831 Medium parameters used : f = 826.4 MHz; σ = 0.946 mho/m; ε_r = 52.774; ρ = 1000 kg/m^3
Ambient Temperature：22.6 ℃; Liquid Temperature：21.6 ℃

DASY5 Configuration:
- Probe: EX3DV4 - SN3578; ConvF(8.45, 8.45, 8.45); Calibrated: 2011/6/21
- Sensor-Surface: 4mm (Mechanical Surface Detection)
- Electronics: DAE3 Sn577; Calibrated: 2011/1/13
- Phantom: SAM Right; Type: QD000P40CD; Serial: TP:1644
- Measurement SW: DASY52, Version 52.6 (2); SEMCAD X Version 14.4.5 (3634)

Ch4132/Area Scan (41x71x1): Measurement grid: dx=20mm, dy=20mm
Maximum value of SAR (interpolated) = 1.006 mW/g

Ch4132/Zoom Scan (5x5x7)/Cube 0: Measurement grid: dx=8mm, dy=8mm, dz=5mm
Reference Value = 28.892 V/m; Power Drift = 0.01 dB
Peak SAR (extrapolated) = 1.439 W/kg
SAR(1 g) = 0.970 mW/g; SAR(10 g) = 0.650 mW/g
Maximum value of SAR (measured) = 1.025 mW/g



0 dB = 1.020mW/g

Test Laboratory: Sporton International Inc. SAR/HAC Testing Lab Date: 2011/8/31

#61 WCDMA V_RMC12.2K_Back_1cm_Ch4233

DUT: 181924-03

Communication System: WCDMA; Frequency: 846.6 MHz;Duty Cycle: 1:1
Medium: MSL_850_110831 Medium parameters used: f = 847 MHz; σ = 0.967 mho/m; ε_r = 52.566; ρ = 1000 kg/m^3
Ambient Temperature：22.6 ℃; Liquid Temperature：21.6 ℃

DASY5 Configuration:
- Probe: EX3DV4 - SN3578; ConvF(8.45, 8.45, 8.45); Calibrated: 2011/6/21
- Sensor-Surface: 4mm (Mechanical Surface Detection)
- Electronics: DAE3 Sn577; Calibrated: 2011/1/13
- Phantom: SAM Right; Type: QD000P40CD; Serial: TP:1644
- Measurement SW: DASY52, Version 52.6 (2); SEMCAD X Version 14.4.5 (3634)

Ch4233/Area Scan (41x71x1): Measurement grid: dx=20mm, dy=20mm
Maximum value of SAR (interpolated) = 1.175 mW/g

Ch4233/Zoom Scan (5x5x7)/Cube 0: Measurement grid: dx=8mm, dy=8mm, dz=5mm
Reference Value = 31.433 V/m; Power Drift = 0.0032 dB
Peak SAR (extrapolated) = 1.685 W/kg
SAR(1 g) = 1.15 mW/g; SAR(10 g) = 0.761 mW/g
Maximum value of SAR (measured) = 1.215 mW/g



0 dB = 1.220mW/g

Test Laboratory: Sporton International Inc. SAR/HAC Testing Lab Date: 2011/8/31

#62 WCDMA V_RMC12.2K_Back_1cm_Ch4233_Earphone

DUT: 181924-03

Communication System: WCDMA; Frequency: 846.6 MHz;Duty Cycle: 1:1
Medium: MSL_850_110831 Medium parameters used: f = 847 MHz; σ = 0.967 mho/m; ε_r = 52.566; ρ = 1000 kg/m^3
Ambient Temperature：22.6 ℃; Liquid Temperature：21.6 ℃

DASY5 Configuration:
- Probe: EX3DV4 - SN3578; ConvF(8.45, 8.45, 8.45); Calibrated: 2011/6/21
- Sensor-Surface: 4mm (Mechanical Surface Detection)
- Electronics: DAE3 Sn577; Calibrated: 2011/1/13
- Phantom: SAM Right; Type: QD000P40CD; Serial: TP:1644
- Measurement SW: DASY52, Version 52.6 (2); SEMCAD X Version 14.4.5 (3634)

Ch4233/Area Scan (41x71x1): Measurement grid: dx=20mm, dy=20mm
Maximum value of SAR (interpolated) = 1.020 mW/g

Ch4233/Zoom Scan (5x5x7)/Cube 0: Measurement grid: dx=8mm, dy=8mm, dz=5mm
Reference Value = 28.913 V/m; Power Drift = -0.02 dB
Peak SAR (extrapolated) = 1.474 W/kg
SAR(1 g) = 0.991 mW/g; SAR(10 g) = 0.658 mW/g
Maximum value of SAR (measured) = 1.054 mW/g



0 dB = 1.050mW/g

Test Laboratory: Sporton International Inc. SAR/HAC Testing Lab Date: 2011/8/31

#63 WCDMA V_RMC12.2K_Back_1cm_Ch4132_Earphone

DUT: 181924-03

Communication System: WCDMA; Frequency: 826.4 MHz;Duty Cycle: 1:1
Medium: MSL_850_110831 Medium parameters used : f = 826.4 MHz; σ = 0.946 mho/m; ε_r = 52.774; ρ = 1000 kg/m^3
Ambient Temperature：22.6 ℃; Liquid Temperature：21.6 ℃

DASY5 Configuration:
- Probe: EX3DV4 - SN3578; ConvF(8.45, 8.45, 8.45); Calibrated: 2011/6/21
- Sensor-Surface: 4mm (Mechanical Surface Detection)
- Electronics: DAE3 Sn577; Calibrated: 2011/1/13
- Phantom: SAM Right; Type: QD000P40CD; Serial: TP:1644
- Measurement SW: DASY52, Version 52.6 (2); SEMCAD X Version 14.4.5 (3634)

Ch4132/Area Scan (41x71x1): Measurement grid: dx=20mm, dy=20mm
Maximum value of SAR (interpolated) = 0.836 mW/g

Ch4132/Zoom Scan (5x5x7)/Cube 0: Measurement grid: dx=8mm, dy=8mm, dz=5mm
Reference Value = 25.087 V/m; Power Drift = 0.02 dB
Peak SAR (extrapolated) = 1.246 W/kg
SAR(1 g) = 0.796 mW/g; SAR(10 g) = 0.532 mW/g
Maximum value of SAR (measured) = 0.842 mW/g



0 dB = 0.840mW/g

Test Laboratory: Sporton International Inc. SAR/HAC Testing Lab Date: 2011/8/31

#64 WCDMA V_RMC12.2K_Back_1cm_Ch4182_Earphone

DUT: 181924-03

Communication System: WCDMA; Frequency: 836.4 MHz;Duty Cycle: 1:1
Medium: MSL_850_110831 Medium parameters used : f = 836.4 MHz; σ = 0.956 mho/m; ε_r = 52.678; ρ = 1000 kg/m^3
Ambient Temperature：22.6 ℃; Liquid Temperature：21.6 ℃

DASY5 Configuration:
- Probe: EX3DV4 - SN3578; ConvF(8.45, 8.45, 8.45); Calibrated: 2011/6/21
- Sensor-Surface: 4mm (Mechanical Surface Detection)
- Electronics: DAE3 Sn577; Calibrated: 2011/1/13
- Phantom: SAM Right; Type: QD000P40CD; Serial: TP:1644
- Measurement SW: DASY52, Version 52.6 (2); SEMCAD X Version 14.4.5 (3634)

Ch4182/Area Scan (41x71x1): Measurement grid: dx=20mm, dy=20mm
Maximum value of SAR (interpolated) = 0.736 mW/g

Ch4182/Zoom Scan (5x5x7)/Cube 0: Measurement grid: dx=8mm, dy=8mm, dz=5mm
Reference Value = 24.167 V/m; Power Drift = 0.03 dB
Peak SAR (extrapolated) = 1.067 W/kg
SAR(1 g) = 0.713 mW/g; SAR(10 g) = 0.476 mW/g
Maximum value of SAR (measured) = 0.757 mW/g

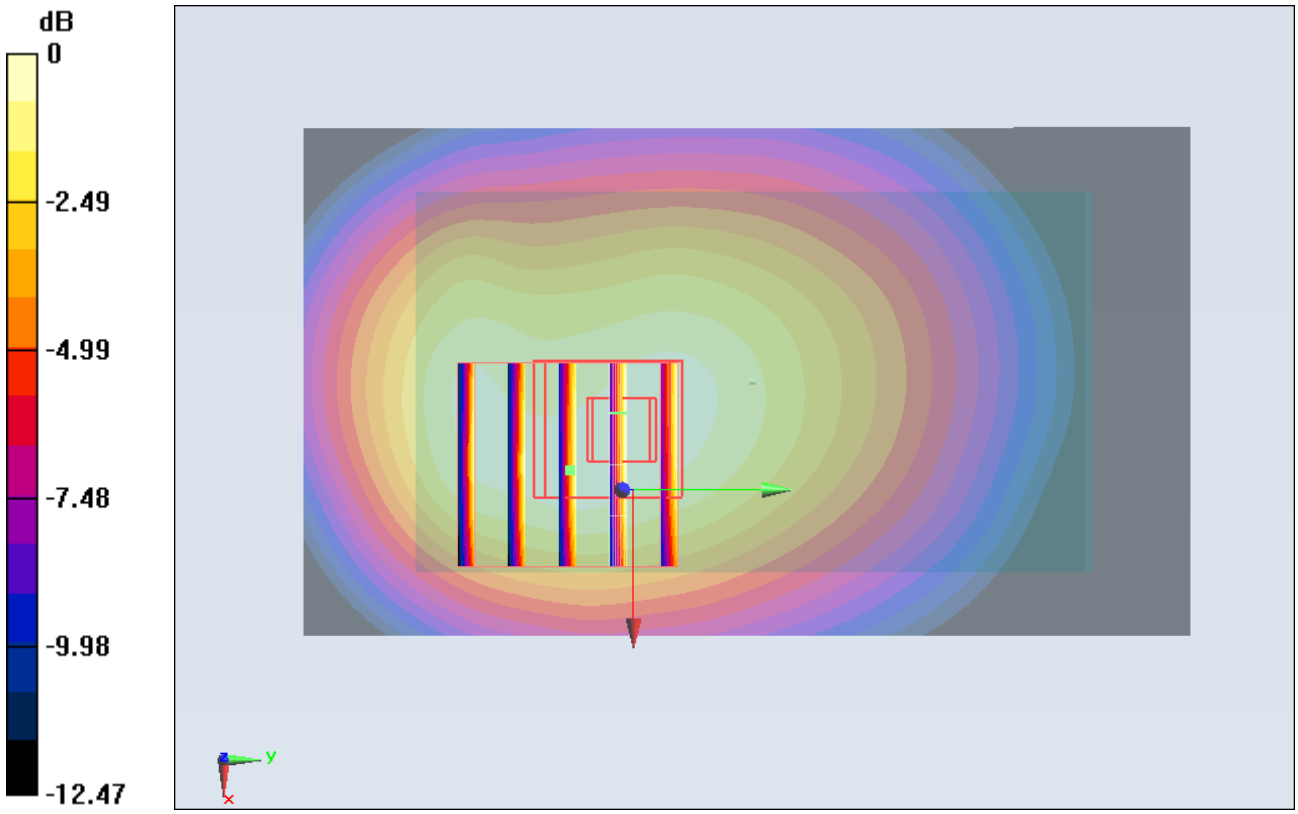

0 dB = 0.760mW/g

Test Laboratory: Sporton International Inc. SAR/HAC Testing Lab Date: 2011/8/30

#41 WCDMA II_RMC12.2K_Front_1cm_Ch9400

DUT: 181924-03

Communication System: WCDMA; Frequency: 1880 MHz;Duty Cycle: 1:1
Medium: MSL_1900_110830 Medium parameters used: f = 1880 MHz; σ = 1.493 mho/m; ε_r = 53.147; ρ = 1000 kg/m^3
Ambient Temperature：22.6 ℃; Liquid Temperature：21.6 ℃

DASY5 Configuration:
- Probe: EX3DV4 - SN3578; ConvF(6.68, 6.68, 6.68); Calibrated: 2011/6/21
- Sensor-Surface: 4mm (Mechanical Surface Detection)
- Electronics: DAE3 Sn577; Calibrated: 2011/1/13
- Phantom: SAM Left; Type: QD000P40CD; Serial: TP:1542
- Measurement SW: DASY52, Version 52.6 (2); SEMCAD X Version 14.4.5 (3634)

Ch9400/Area Scan (41x71x1): Measurement grid: dx=20mm, dy=20mm
Maximum value of SAR (interpolated) = 0.919 mW/g

Ch9400/Zoom Scan (5x5x7)/Cube 0: Measurement grid: dx=8mm, dy=8mm, dz=5mm
Reference Value = 12.388 V/m; Power Drift = -0.02 dB
Peak SAR (extrapolated) = 1.316 W/kg
SAR(1 g) = 0.790 mW/g; SAR(10 g) = 0.463 mW/g
Maximum value of SAR (measured) = 0.823 mW/g

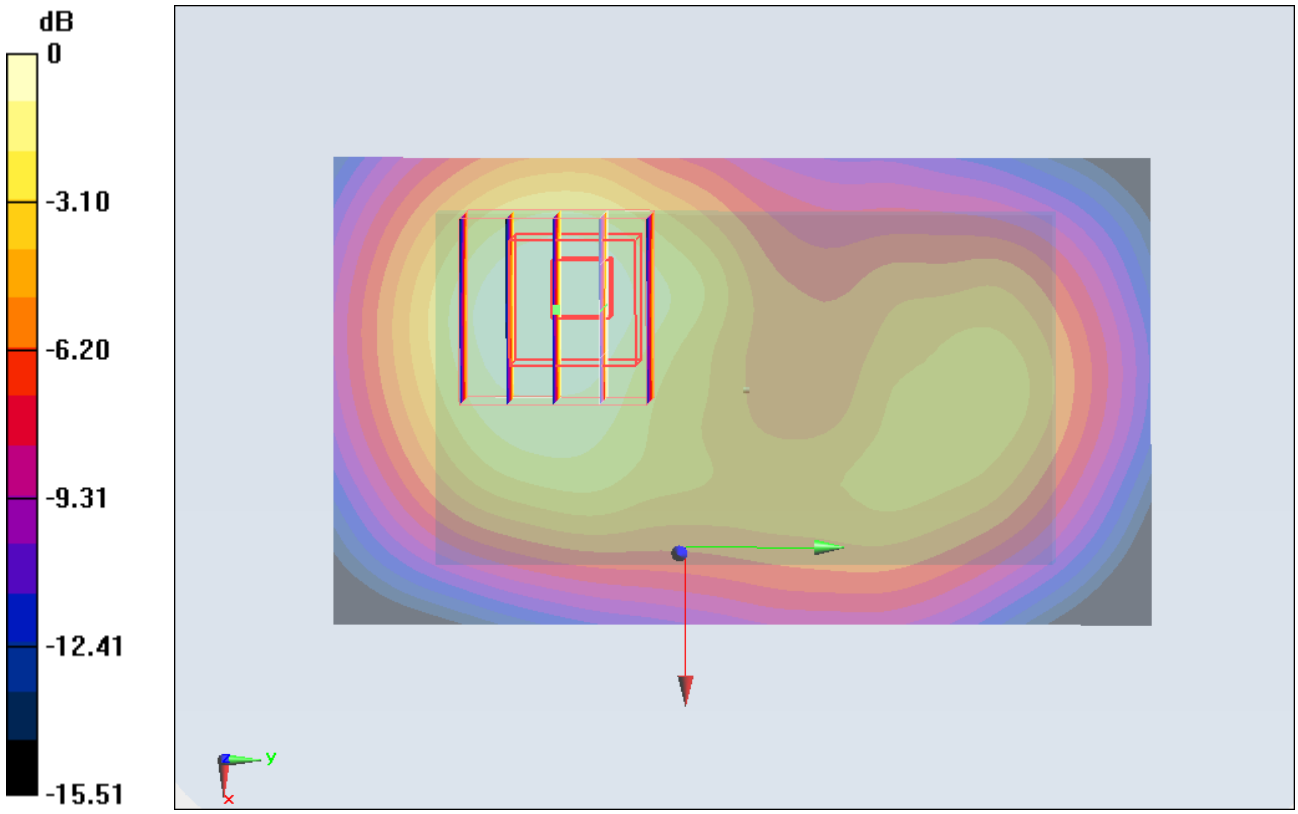

0 dB = 0.820mW/g

Test Laboratory: Sporton International Inc. SAR/HAC Testing Lab Date: 2011/8/30

#42 WCDMA II_RMC12.2K_Back_1cm_Ch9400

DUT: 181924-03

Communication System: WCDMA; Frequency: 1880 MHz;Duty Cycle: 1:1
Medium: MSL_1900_110830 Medium parameters used: f = 1880 MHz; σ = 1.493 mho/m; ε_r = 53.147; ρ = 1000 kg/m^3
Ambient Temperature：22.6 ℃; Liquid Temperature：21.6 ℃

DASY5 Configuration:
- Probe: EX3DV4 - SN3578; ConvF(6.68, 6.68, 6.68); Calibrated: 2011/6/21
- Sensor-Surface: 4mm (Mechanical Surface Detection)
- Electronics: DAE3 Sn577; Calibrated: 2011/1/13
- Phantom: SAM Left; Type: QD000P40CD; Serial: TP:1542
- Measurement SW: DASY52, Version 52.6 (2); SEMCAD X Version 14.4.5 (3634)

Ch9400/Area Scan (41x71x1): Measurement grid: dx=20mm, dy=20mm
Maximum value of SAR (interpolated) = 1.115 mW/g

Ch9400/Zoom Scan (5x5x7)/Cube 0: Measurement grid: dx=8mm, dy=8mm, dz=5mm
Reference Value = 11.123 V/m; Power Drift = -0.05 dB
Peak SAR (extrapolated) = 1.612 W/kg
SAR(1 g) = 0.901 mW/g; SAR(10 g) = 0.511 mW/g
Maximum value of SAR (measured) = 0.969 mW/g

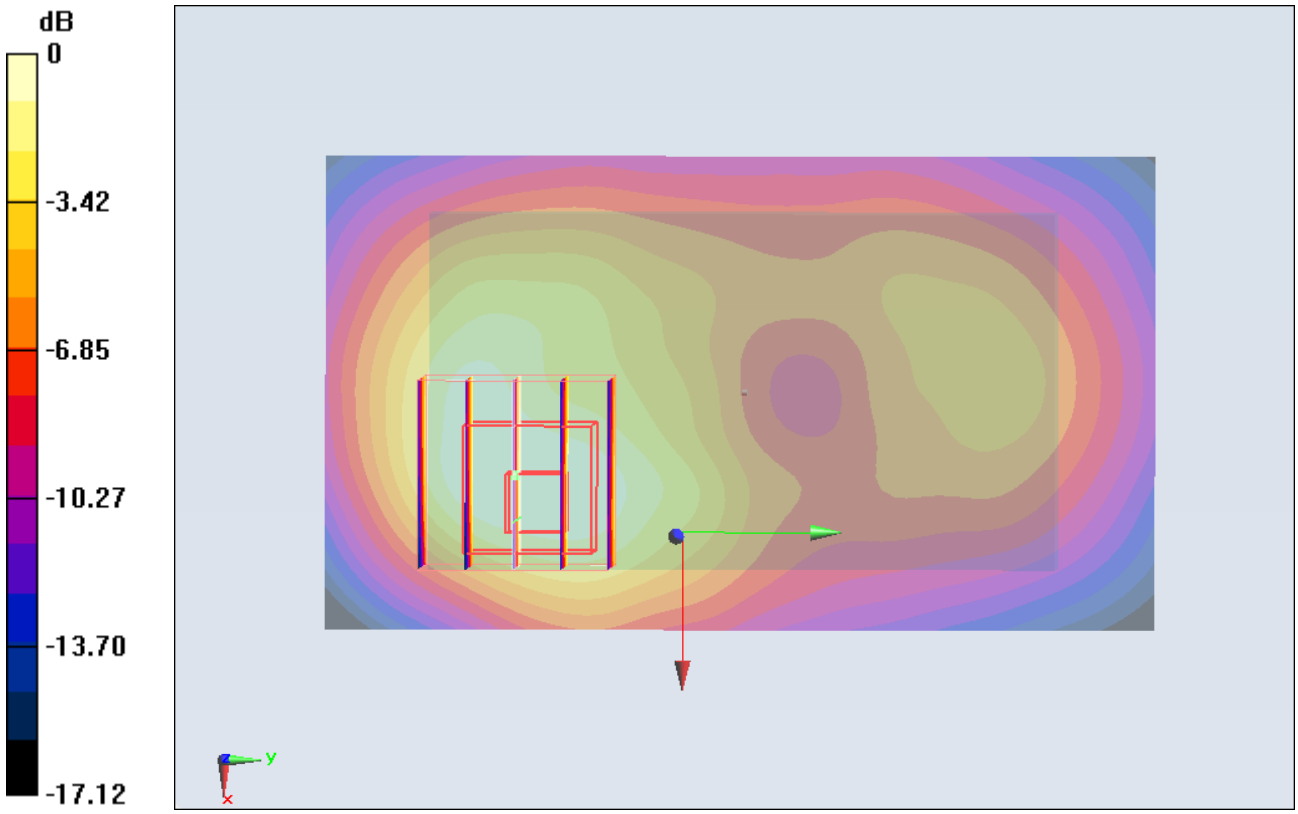

0 dB = 0.970mW/g

#43 WCDMA II_RMC12.2K_Left Side_1cm_Ch9400

DUT: 181924-03

Communication System: WCDMA; Frequency: 1880 MHz;Duty Cycle: 1:1
Medium: MSL_1900_110830 Medium parameters used: f = 1880 MHz; σ = 1.493 mho/m; ε_r = 53.147; ρ = 1000 kg/m^3
Ambient Temperature：22.6 ℃; Liquid Temperature：21.6 ℃

DASY5 Configuration:
- Probe: EX3DV4 - SN3578; ConvF(6.68, 6.68, 6.68); Calibrated: 2011/6/21
- Sensor-Surface: 4mm (Mechanical Surface Detection)
- Electronics: DAE3 Sn577; Calibrated: 2011/1/13
- Phantom: SAM Left; Type: QD000P40CD; Serial: TP:1542
- Measurement SW: DASY52, Version 52.6 (2); SEMCAD X Version 14.4.5 (3634)

Ch9400/Area Scan (31x71x1): Measurement grid: dx=20mm, dy=20mm
Maximum value of SAR (interpolated) = 0.281 mW/g

Ch9400/Zoom Scan (5x5x7)/Cube 0: Measurement grid: dx=8mm, dy=8mm, dz=5mm
Reference Value = 12.147 V/m; Power Drift = -0.04 dB
Peak SAR (extrapolated) = 0.466 W/kg
SAR(1 g) = 0.273 mW/g; SAR(10 g) = 0.153 mW/g
Maximum value of SAR (measured) = 0.284 mW/g

Ch9400/Zoom Scan (5x5x7)/Cube 1: Measurement grid: dx=8mm, dy=8mm, dz=5mm
Reference Value = 12.147 V/m; Power Drift = -0.04 dB
Peak SAR (extrapolated) = 0.361 W/kg
SAR(1 g) = 0.212 mW/g; SAR(10 g) = 0.125 mW/g
Maximum value of SAR (measured) = 0.245 mW/g

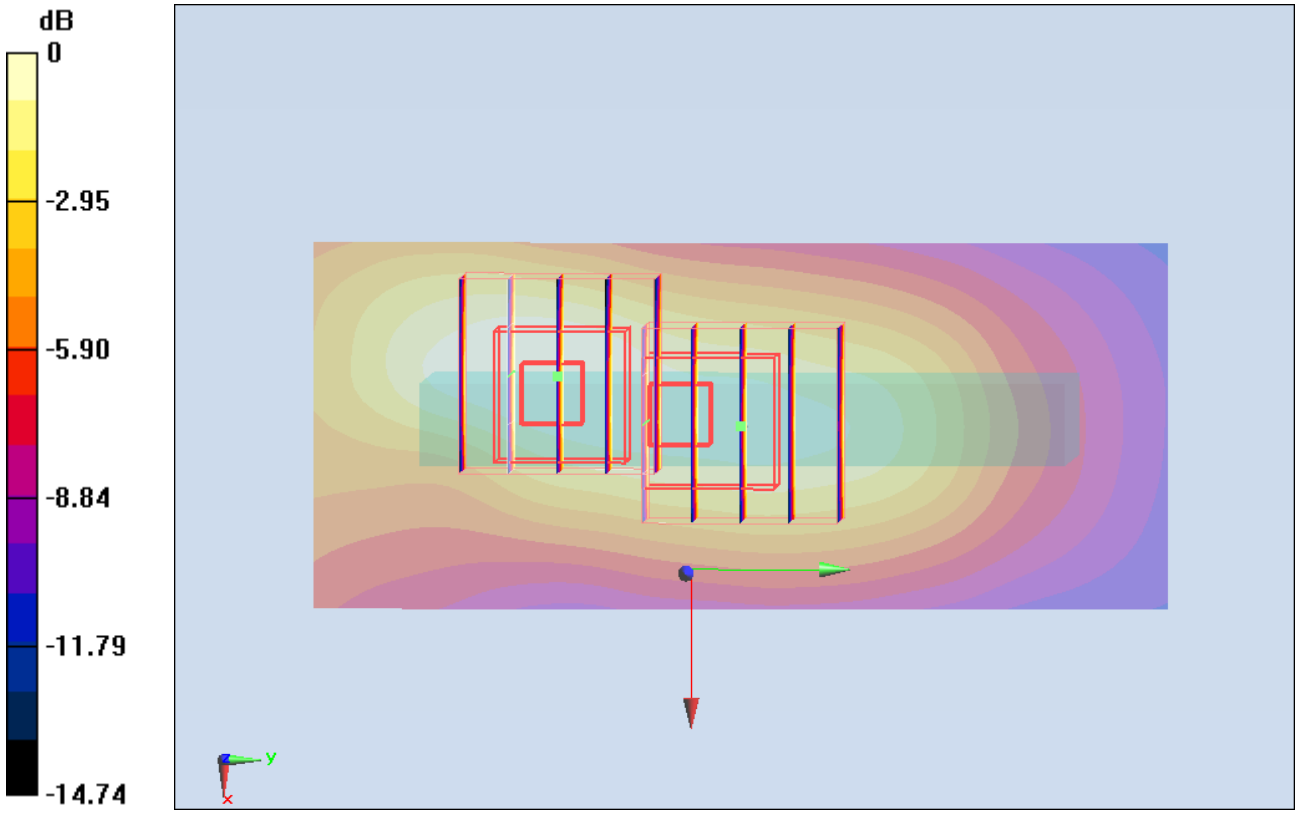

0 dB = 0.240mW/g

Test Laboratory: Sporton International Inc. SAR/HAC Testing Lab Date: 2011/8/30

#44 WCDMA II_RMC12.2K_Right Side_1cm_Ch9400

DUT: 181924-03

Communication System: WCDMA; Frequency: 1880 MHz;Duty Cycle: 1:1
Medium: MSL_1900_110830 Medium parameters used: f = 1880 MHz; σ = 1.493 mho/m; ε_r = 53.147; ρ = 1000 kg/m^3
Ambient Temperature：22.6 ℃; Liquid Temperature：21.6 ℃

DASY5 Configuration:
- Probe: EX3DV4 - SN3578; ConvF(6.68, 6.68, 6.68); Calibrated: 2011/6/21
- Sensor-Surface: 4mm (Mechanical Surface Detection)
- Electronics: DAE3 Sn577; Calibrated: 2011/1/13
- Phantom: SAM Left; Type: QD000P40CD; Serial: TP:1542
- Measurement SW: DASY52, Version 52.6 (2); SEMCAD X Version 14.4.5 (3634)

Ch9400/Area Scan (31x71x1): Measurement grid: dx=20mm, dy=20mm
Maximum value of SAR (interpolated) = 0.173 mW/g

Ch9400/Zoom Scan (5x5x7)/Cube 0: Measurement grid: dx=8mm, dy=8mm, dz=5mm
Reference Value = 9.949 V/m; Power Drift = 0.02 dB
Peak SAR (extrapolated) = 0.261 W/kg
SAR(1 g) = 0.158 mW/g; SAR(10 g) = 0.094 mW/g
Maximum value of SAR (measured) = 0.170 mW/g

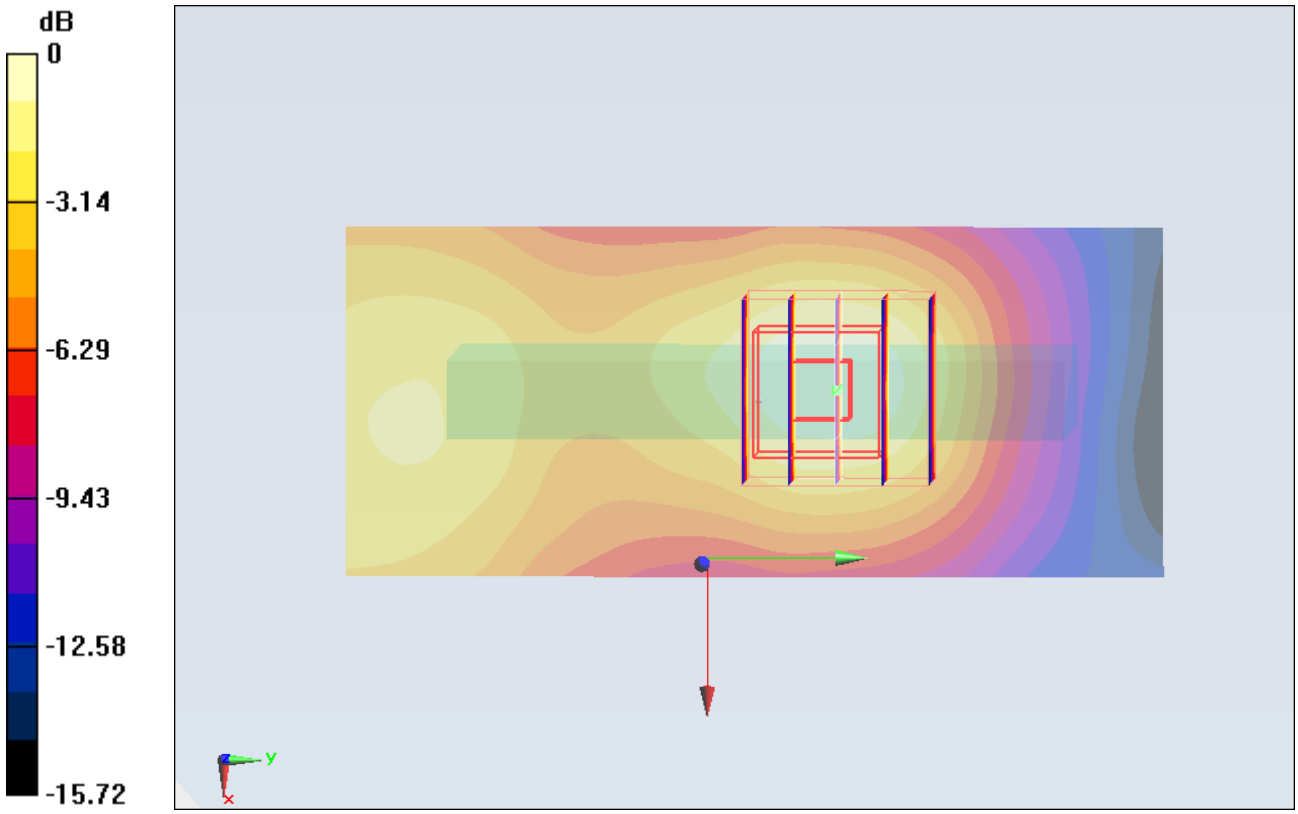

0 dB = 0.170mW/g

Test Laboratory: Sporton International Inc. SAR/HAC Testing Lab Date: 2011/8/30

#45 WCDMA II_RMC12.2K_Top Side_1cm_Ch9400

DUT: 181924-03

Communication System: WCDMA; Frequency: 1880 MHz;Duty Cycle: 1:1
Medium: MSL_1900_110830 Medium parameters used: f = 1880 MHz; σ = 1.493 mho/m; ε_r = 53.147; ρ = 1000 kg/m^3
Ambient Temperature：22.6 ℃; Liquid Temperature：21.6 ℃

DASY5 Configuration:
- Probe: EX3DV4 - SN3578; ConvF(6.68, 6.68, 6.68); Calibrated: 2011/6/21
- Sensor-Surface: 4mm (Mechanical Surface Detection)
- Electronics: DAE3 Sn577; Calibrated: 2011/1/13
- Phantom: SAM Left; Type: QD000P40CD; Serial: TP:1542
- Measurement SW: DASY52, Version 52.6 (2); SEMCAD X Version 14.4.5 (3634)

Ch9400/Area Scan (31x41x1): Measurement grid: dx=20mm, dy=20mm
Maximum value of SAR (interpolated) = 0.185 mW/g

Ch9400/Zoom Scan (5x5x7)/Cube 0: Measurement grid: dx=8mm, dy=8mm, dz=5mm
Reference Value = 11.118 V/m; Power Drift = -0.07 dB
Peak SAR (extrapolated) = 0.263 W/kg
SAR(1 g) = 0.165 mW/g; SAR(10 g) = 0.097 mW/g
Maximum value of SAR (measured) = 0.180 mW/g

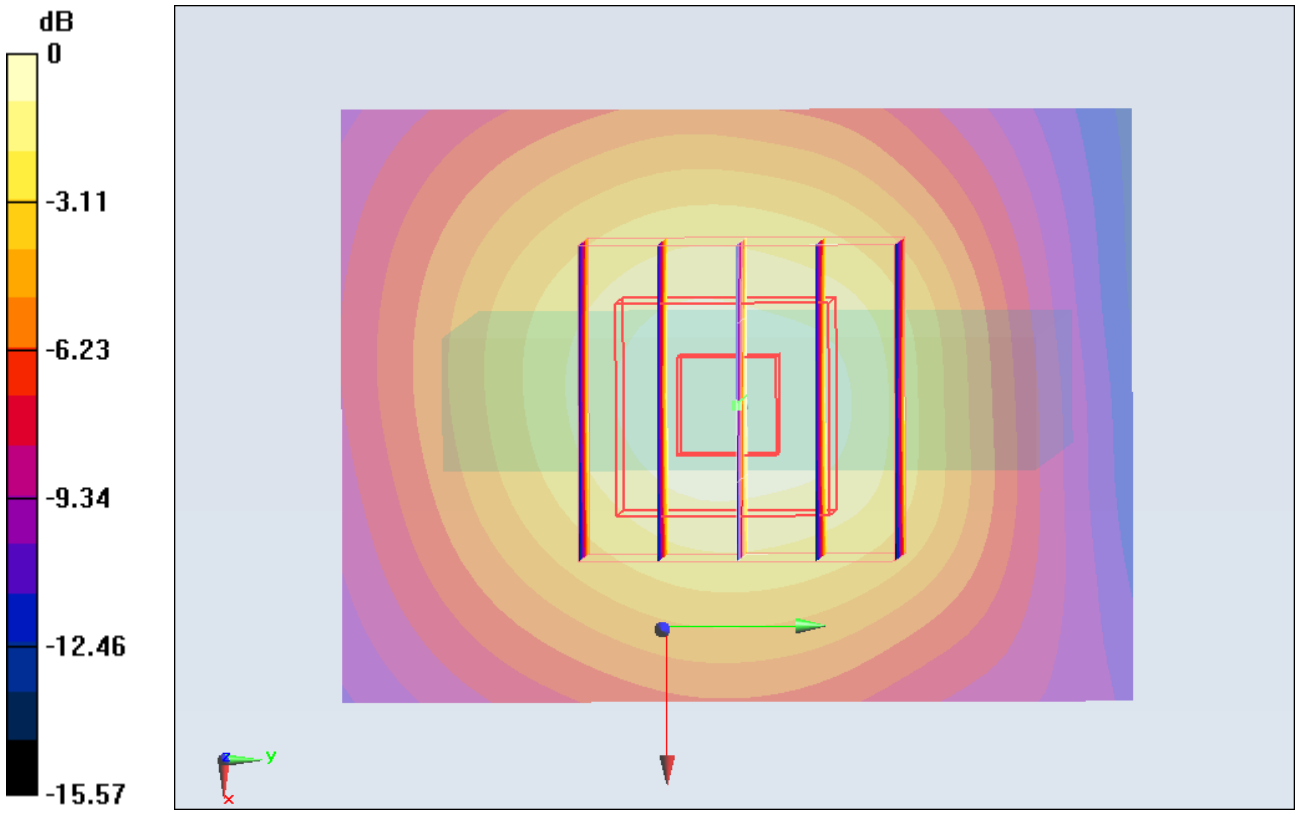

0 dB = 0.180mW/g

#46 WCDMA II_RMC12.2K_Bottom Side_1cm_Ch9400

DUT: 181924-03

Communication System: WCDMA; Frequency: 1880 MHz;Duty Cycle: 1:1
Medium: MSL_1900_110830 Medium parameters used: f = 1880 MHz; σ = 1.493 mho/m; ε_r = 53.147; ρ = 1000 kg/m^3
Ambient Temperature：22.6 ℃; Liquid Temperature：21.6 ℃

DASY5 Configuration:
- Probe: EX3DV4 - SN3578; ConvF(6.68, 6.68, 6.68); Calibrated: 2011/6/21
- Sensor-Surface: 4mm (Mechanical Surface Detection)
- Electronics: DAE3 Sn577; Calibrated: 2011/1/13
- Phantom: SAM Left; Type: QD000P40CD; Serial: TP:1542
- Measurement SW: DASY52, Version 52.6 (2); SEMCAD X Version 14.4.5 (3634)

Ch9400/Area Scan (31x41x1): Measurement grid: dx=20mm, dy=20mm
Maximum value of SAR (interpolated) = 0.898 mW/g

Ch9400/Zoom Scan (5x5x7)/Cube 0: Measurement grid: dx=8mm, dy=8mm, dz=5mm
Reference Value = 24.814 V/m; Power Drift = -0.00051 dB
Peak SAR (extrapolated) = 1.528 W/kg
SAR(1 g) = 0.893 mW/g; SAR(10 g) = 0.494 mW/g
Maximum value of SAR (measured) = 0.982 mW/g

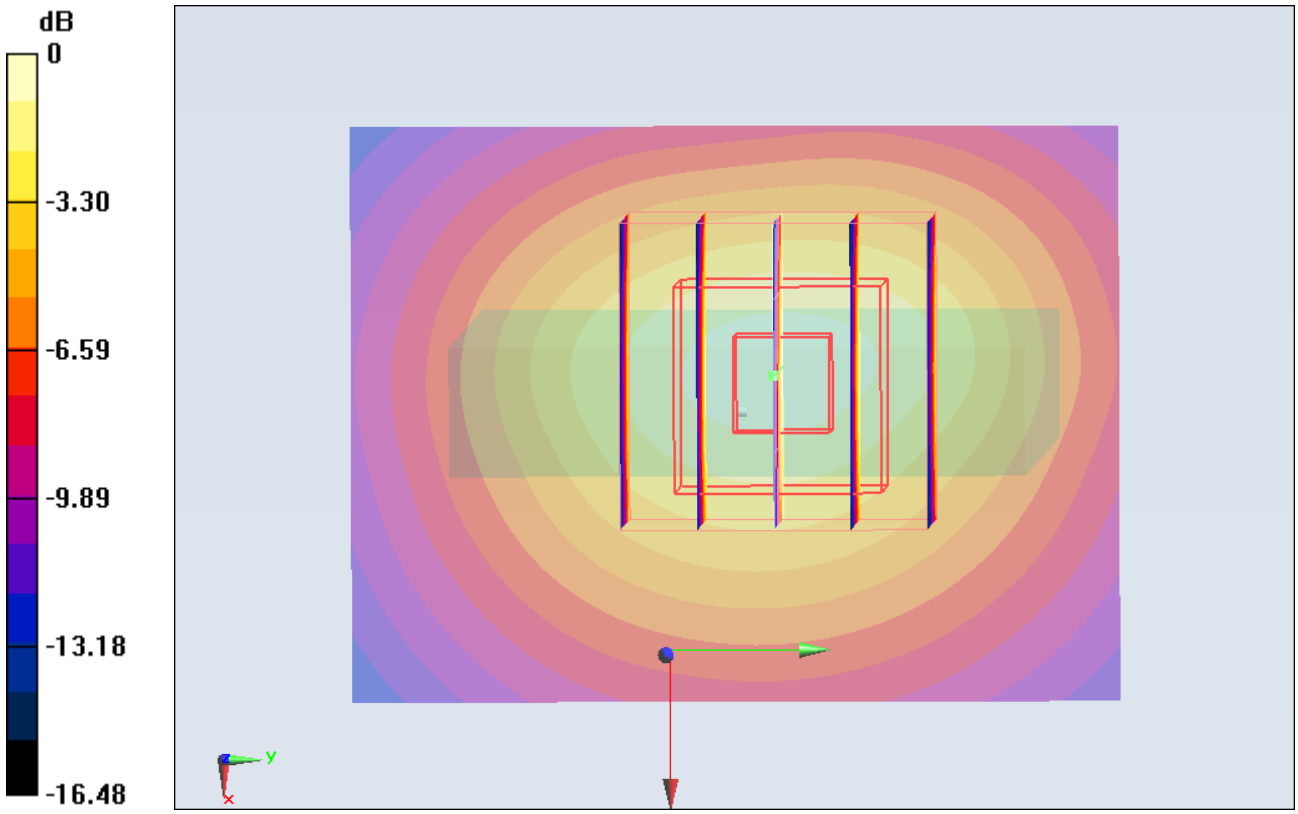

0 dB = 0.980mW/g

Test Laboratory: Sporton International Inc. SAR/HAC Testing Lab Date: 2011/8/31

#52 WCDMA II_RMC12.2K_Bottom Side_1cm_Ch9262

DUT: 181924-03

Communication System: WCDMA; Frequency: 1852.4 MHz;Duty Cycle: 1:1
Medium: MSL_1900_110830 Medium parameters used : f = 1852.4 MHz; σ = 1.461 mho/m; ε_r = 53.262; ρ = 1000 kg/m^3
Ambient Temperature：22.6 ℃; Liquid Temperature：21.6 ℃

DASY5 Configuration:
- Probe: EX3DV4 - SN3578; ConvF(6.68, 6.68, 6.68); Calibrated: 2011/6/21
- Sensor-Surface: 4mm (Mechanical Surface Detection)
- Electronics: DAE3 Sn577; Calibrated: 2011/1/13
- Phantom: SAM Left; Type: QD000P40CD; Serial: TP:1542
- Measurement SW: DASY52, Version 52.6 (2); SEMCAD X Version 14.4.5 (3634)

Ch9262/Area Scan (31x41x1): Measurement grid: dx=20mm, dy=20mm
Maximum value of SAR (interpolated) = 0.746 mW/g

Ch9262/Zoom Scan (5x5x7)/Cube 0: Measurement grid: dx=8mm, dy=8mm, dz=5mm
Reference Value = 22.310 V/m; Power Drift = 0.03 dB
Peak SAR (extrapolated) = 1.255 W/kg
SAR(1 g) = 0.748 mW/g; SAR(10 g) = 0.418 mW/g
Maximum value of SAR (measured) = 0.811 mW/g

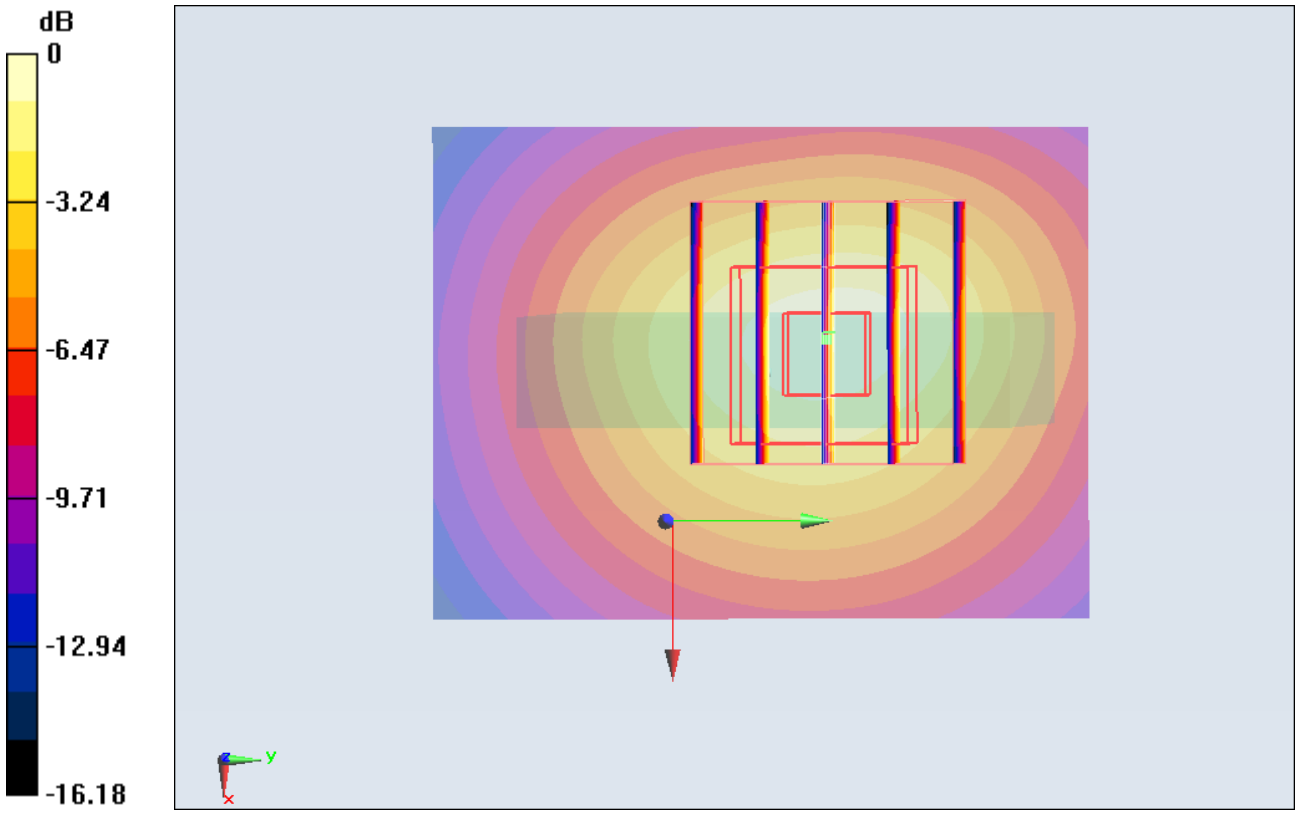

0 dB = 0.810mW/g

Test Laboratory: Sporton International Inc. SAR/HAC Testing Lab Date: 2011/8/30

#53 WCDMA II_RMC12.2K_Bottom Side_1cm_Ch9538

DUT: 181924-03

Communication System: WCDMA; Frequency: 1907.6 MHz;Duty Cycle: 1:1
Medium: MSL_1900_110830 Medium parameters used: f = 1908 MHz; σ = 1.526 mho/m; ε_r = 53.134; ρ = 1000 kg/m^3
Ambient Temperature：22.6 ℃; Liquid Temperature：21.6 ℃

DASY5 Configuration:
- Probe: EX3DV4 - SN3578; ConvF(6.68, 6.68, 6.68); Calibrated: 2011/6/21
- Sensor-Surface: 4mm (Mechanical Surface Detection)
- Electronics: DAE3 Sn577; Calibrated: 2011/1/13
- Phantom: SAM Left; Type: QD000P40CD; Serial: TP:1542
- Measurement SW: DASY52, Version 52.6 (2); SEMCAD X Version 14.4.5 (3634)

Ch9538/Area Scan (31x41x1): Measurement grid: dx=20mm, dy=20mm
Maximum value of SAR (interpolated) = 0.877 mW/g

Ch9538/Zoom Scan (5x5x7)/Cube 0: Measurement grid: dx=8mm, dy=8mm, dz=5mm
Reference Value = 23.859 V/m; Power Drift = -0.02 dB
Peak SAR (extrapolated) = 1.493 W/kg
SAR(1 g) = 0.874 mW/g; SAR(10 g) = 0.482 mW/g
Maximum value of SAR (measured) = 0.951 mW/g

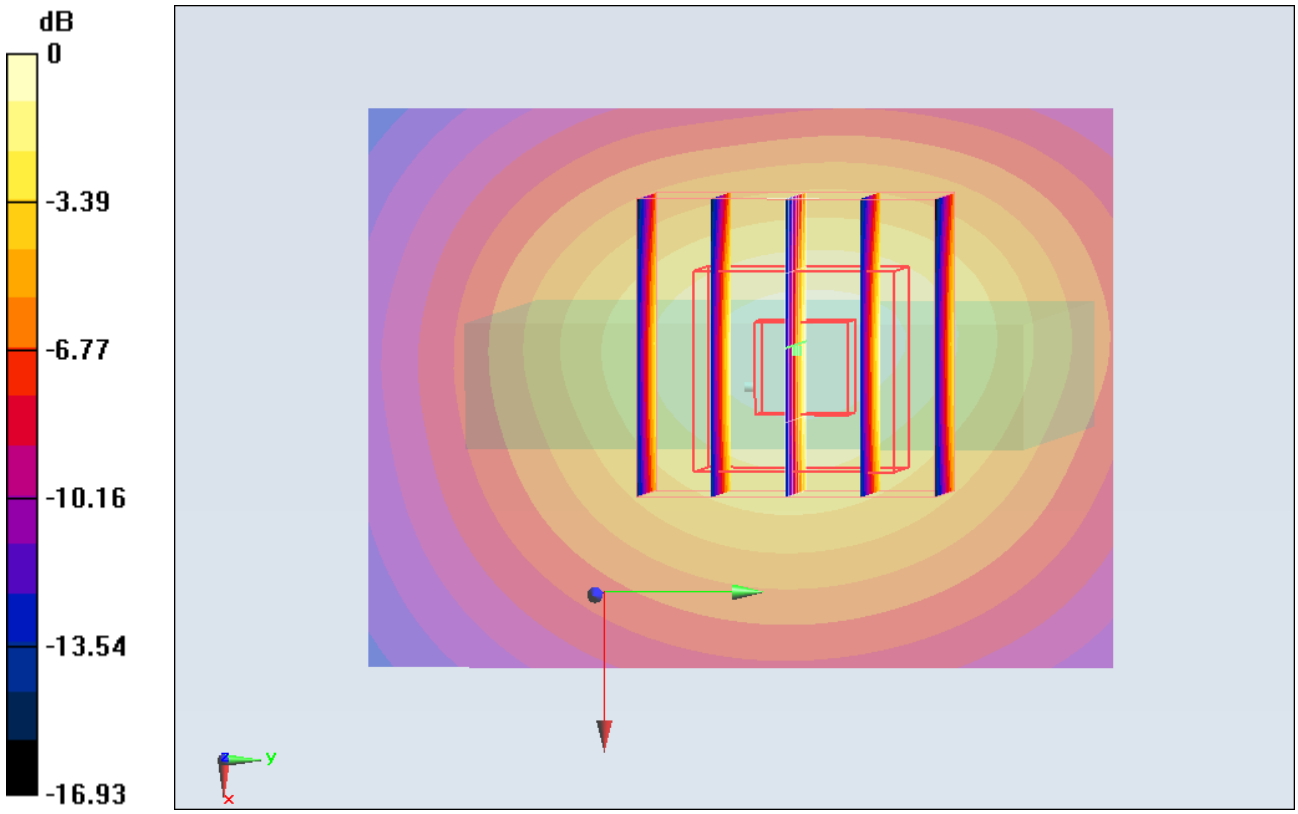

0 dB = 0.950mW/g

Test Laboratory: Sporton International Inc. SAR/HAC Testing Lab Date: 2011/8/30

#47 WCDMA II_RMC12.2K_Back_1cm_Ch9262

DUT: 181924-03

Communication System: WCDMA; Frequency: 1852.4 MHz;Duty Cycle: 1:1
Medium: MSL_1900_110830 Medium parameters used : f = 1852.4 MHz; σ = 1.461 mho/m; ε_r = 53.262; ρ = 1000 kg/m^3
Ambient Temperature：22.6 ℃; Liquid Temperature：21.6 ℃

DASY5 Configuration:
- Probe: EX3DV4 - SN3578; ConvF(6.68, 6.68, 6.68); Calibrated: 2011/6/21
- Sensor-Surface: 4mm (Mechanical Surface Detection)
- Electronics: DAE3 Sn577; Calibrated: 2011/1/13
- Phantom: SAM Left; Type: QD000P40CD; Serial: TP:1542
- Measurement SW: DASY52, Version 52.6 (2); SEMCAD X Version 14.4.5 (3634)

Ch9262/Area Scan (41x71x1): Measurement grid: dx=20mm, dy=20mm
Maximum value of SAR (interpolated) = 1.010 mW/g

Ch9262/Zoom Scan (5x5x7)/Cube 0: Measurement grid: dx=8mm, dy=8mm, dz=5mm
Reference Value = 11.030 V/m; Power Drift = -0.0023 dB
Peak SAR (extrapolated) = 1.478 W/kg
SAR(1 g) = 0.827 mW/g; SAR(10 g) = 0.465 mW/g
Maximum value of SAR (measured) = 0.902 mW/g

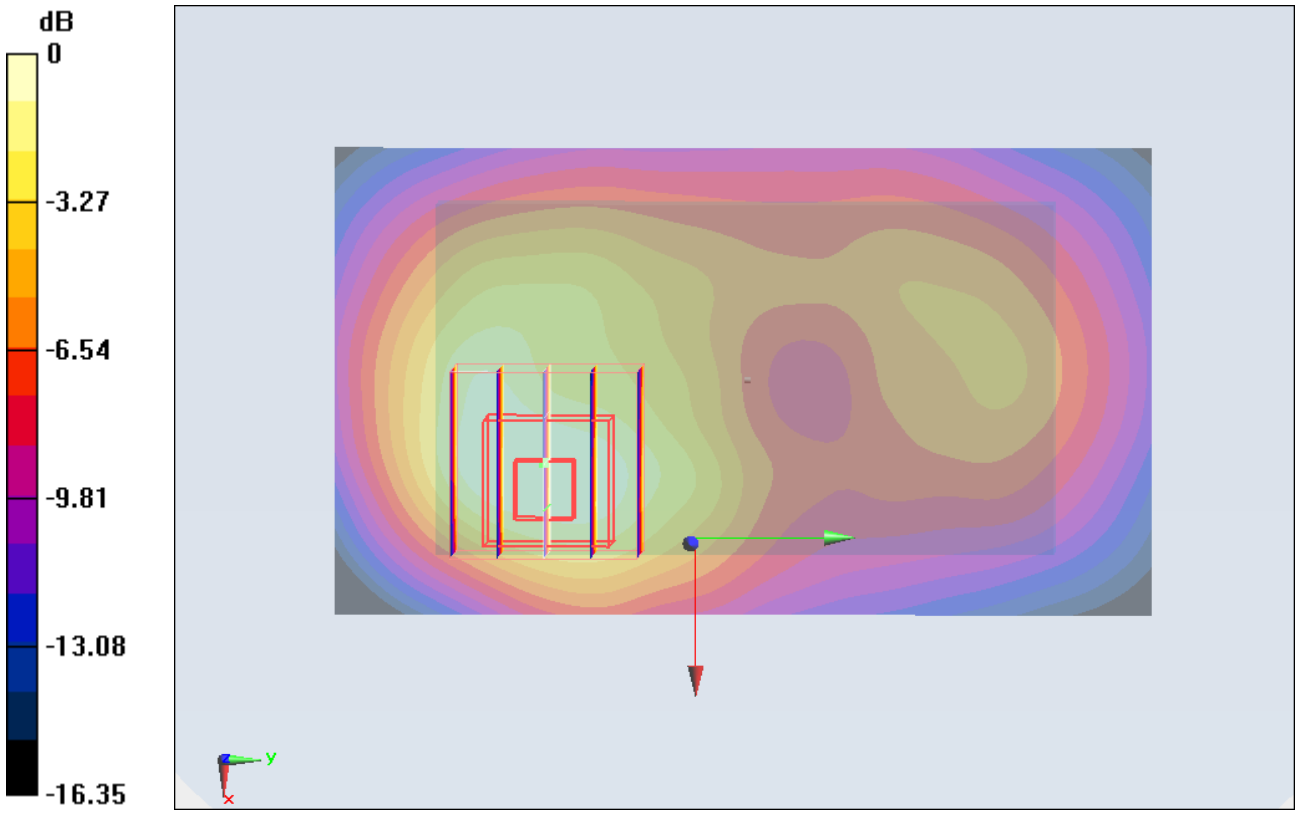

0 dB = 0.900mW/g

Test Laboratory: Sporton International Inc. SAR/HAC Testing Lab Date: 2011/8/30

#48 WCDMA II_RMC12.2K_Back_1cm_Ch9538

DUT: 181924-03

Communication System: WCDMA; Frequency: 1907.6 MHz;Duty Cycle: 1:1
Medium: MSL_1900_110830 Medium parameters used: f = 1908 MHz; σ = 1.526 mho/m; ε_r = 53.134; ρ = 1000 kg/m^3
Ambient Temperature：22.6 ℃; Liquid Temperature：21.6 ℃

DASY5 Configuration:
- Probe: EX3DV4 - SN3578; ConvF(6.68, 6.68, 6.68); Calibrated: 2011/6/21
- Sensor-Surface: 4mm (Mechanical Surface Detection)
- Electronics: DAE3 Sn577; Calibrated: 2011/1/13
- Phantom: SAM Left; Type: QD000P40CD; Serial: TP:1542
- Measurement SW: DASY52, Version 52.6 (2); SEMCAD X Version 14.4.5 (3634)

Ch9538/Area Scan (41x71x1): Measurement grid: dx=20mm, dy=20mm
Maximum value of SAR (interpolated) = 1.174 mW/g

Ch9538/Zoom Scan (5x5x7)/Cube 0: Measurement grid: dx=8mm, dy=8mm, dz=5mm
Reference Value = 10.649 V/m; Power Drift = 0.0099 dB
Peak SAR (extrapolated) = 1.685 W/kg
SAR(1 g) = 0.930 mW/g; SAR(10 g) = 0.530 mW/g
Maximum value of SAR (measured) = 0.996 mW/g

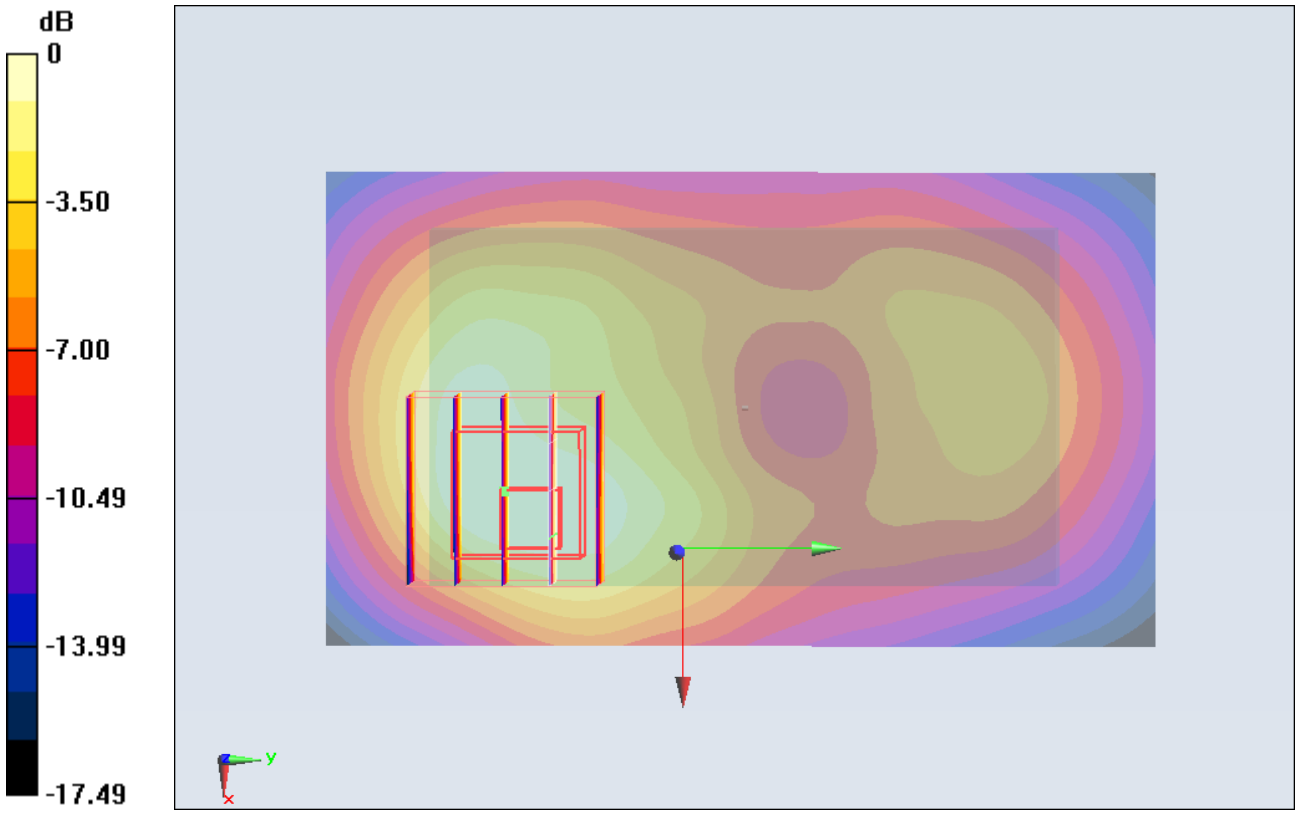

0 dB = 1.000mW/g

Test Laboratory: Sporton International Inc. SAR/HAC Testing Lab Date: 2011/8/30

#48 WCDMA II_RMC12.2K_Back_1cm_Ch9538_2D

DUT: 181924-03

Communication System: WCDMA; Frequency: 1907.6 MHz;Duty Cycle: 1:1
Medium: MSL_1900_110830 Medium parameters used: f = 1908 MHz; σ = 1.526 mho/m; ε_r = 53.134; ρ = 1000 kg/m^3
Ambient Temperature：22.6 ℃; Liquid Temperature：21.6 ℃

DASY5 Configuration:
- Probe: EX3DV4 - SN3578; ConvF(6.68, 6.68, 6.68); Calibrated: 2011/6/21
- Sensor-Surface: 4mm (Mechanical Surface Detection)
- Electronics: DAE3 Sn577; Calibrated: 2011/1/13
- Phantom: SAM Left; Type: QD000P40CD; Serial: TP:1542
- Measurement SW: DASY52, Version 52.6 (2); SEMCAD X Version 14.4.5 (3634)

Ch9538/Area Scan (41x71x1): Measurement grid: dx=20mm, dy=20mm
Maximum value of SAR (interpolated) = 1.174 mW/g

Ch9538/Zoom Scan (5x5x7)/Cube 0: Measurement grid: dx=8mm, dy=8mm, dz=5mm
Reference Value = 10.649 V/m; Power Drift = 0.0099 dB
Peak SAR (extrapolated) = 1.685 W/kg
SAR(1 g) = 0.930 mW/g; SAR(10 g) = 0.530 mW/g
Maximum value of SAR (measured) = 0.996 mW/g

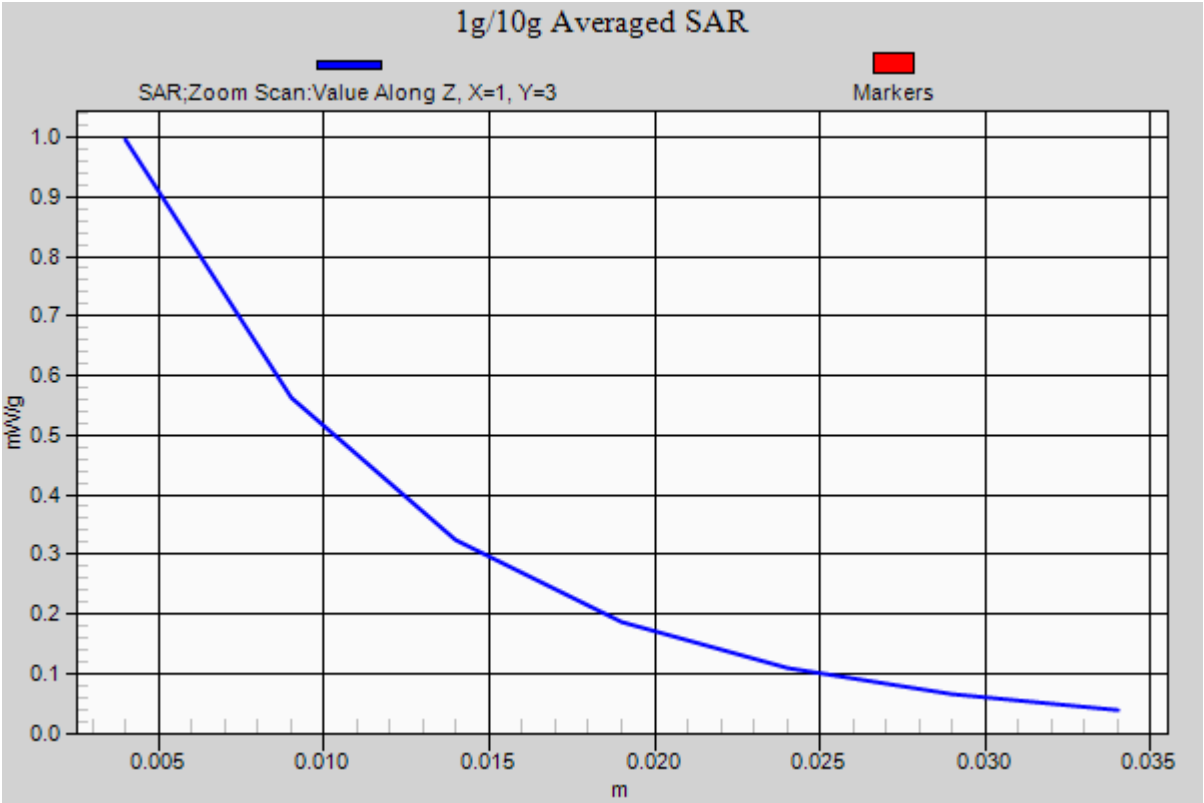

Test Laboratory: Sporton International Inc. SAR/HAC Testing Lab Date: 2011/8/30

#41 WCDMA II_RMC12.2K_Front_1cm_Ch9400

DUT: 181924-03

Communication System: WCDMA; Frequency: 1880 MHz;Duty Cycle: 1:1
Medium: MSL_1900_110830 Medium parameters used: f = 1880 MHz; σ = 1.493 mho/m; ε_r = 53.147; ρ = 1000 kg/m^3
Ambient Temperature：22.6 ℃; Liquid Temperature：21.6 ℃

DASY5 Configuration:
- Probe: EX3DV4 - SN3578; ConvF(6.68, 6.68, 6.68); Calibrated: 2011/6/21
- Sensor-Surface: 4mm (Mechanical Surface Detection)
- Electronics: DAE3 Sn577; Calibrated: 2011/1/13
- Phantom: SAM Left; Type: QD000P40CD; Serial: TP:1542
- Measurement SW: DASY52, Version 52.6 (2); SEMCAD X Version 14.4.5 (3634)

Ch9400/Area Scan (41x71x1): Measurement grid: dx=20mm, dy=20mm
Maximum value of SAR (interpolated) = 0.919 mW/g

Ch9400/Zoom Scan (5x5x7)/Cube 0: Measurement grid: dx=8mm, dy=8mm, dz=5mm
Reference Value = 12.388 V/m; Power Drift = -0.02 dB
Peak SAR (extrapolated) = 1.316 W/kg
SAR(1 g) = 0.790 mW/g; SAR(10 g) = 0.463 mW/g
Maximum value of SAR (measured) = 0.823 mW/g

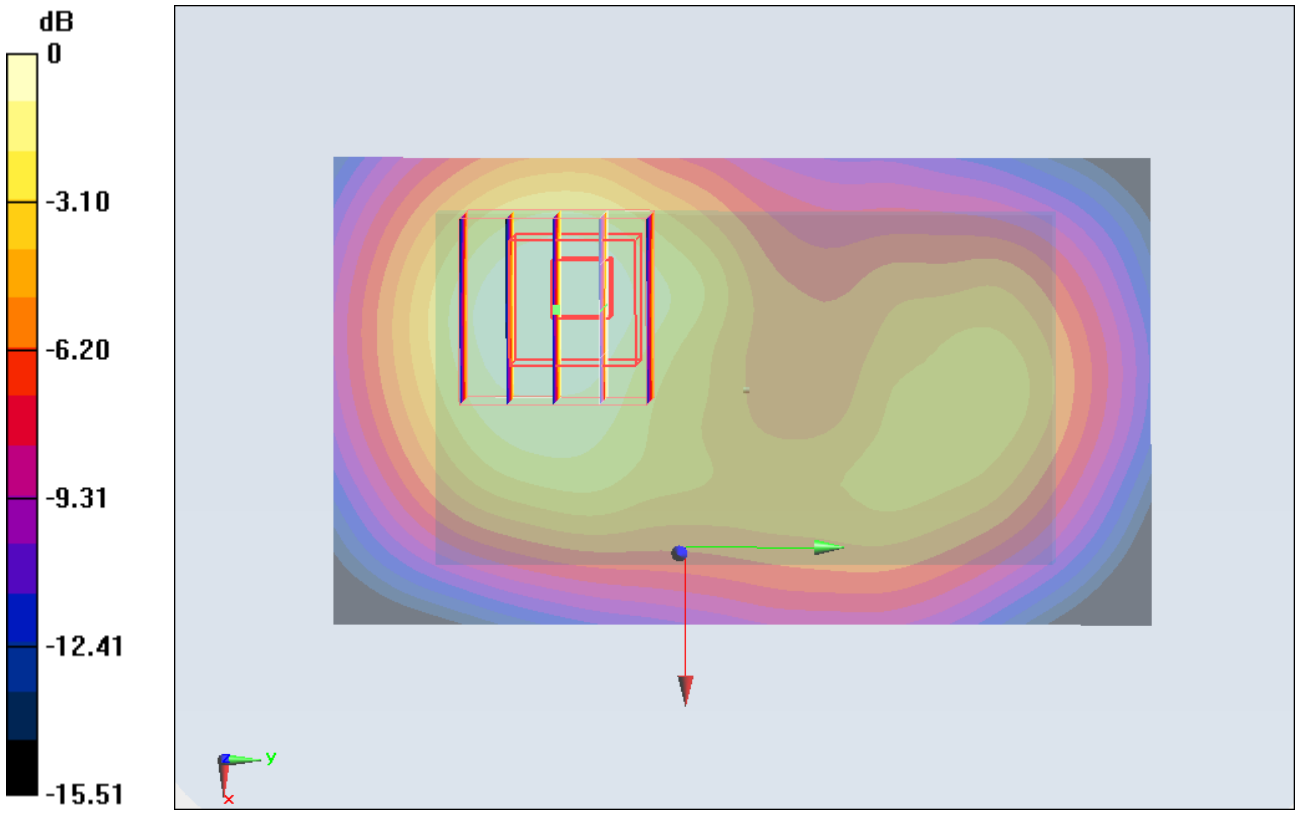

0 dB = 0.820mW/g

Test Laboratory: Sporton International Inc. SAR/HAC Testing Lab Date: 2011/8/30

#42 WCDMA II_RMC12.2K_Back_1cm_Ch9400

DUT: 181924-03

Communication System: WCDMA; Frequency: 1880 MHz;Duty Cycle: 1:1
Medium: MSL_1900_110830 Medium parameters used: f = 1880 MHz; σ = 1.493 mho/m; ε_r = 53.147; ρ = 1000 kg/m^3
Ambient Temperature：22.6 ℃; Liquid Temperature：21.6 ℃

DASY5 Configuration:
- Probe: EX3DV4 - SN3578; ConvF(6.68, 6.68, 6.68); Calibrated: 2011/6/21
- Sensor-Surface: 4mm (Mechanical Surface Detection)
- Electronics: DAE3 Sn577; Calibrated: 2011/1/13
- Phantom: SAM Left; Type: QD000P40CD; Serial: TP:1542
- Measurement SW: DASY52, Version 52.6 (2); SEMCAD X Version 14.4.5 (3634)

Ch9400/Area Scan (41x71x1): Measurement grid: dx=20mm, dy=20mm
Maximum value of SAR (interpolated) = 1.115 mW/g

Ch9400/Zoom Scan (5x5x7)/Cube 0: Measurement grid: dx=8mm, dy=8mm, dz=5mm
Reference Value = 11.123 V/m; Power Drift = -0.05 dB
Peak SAR (extrapolated) = 1.612 W/kg
SAR(1 g) = 0.901 mW/g; SAR(10 g) = 0.511 mW/g
Maximum value of SAR (measured) = 0.969 mW/g

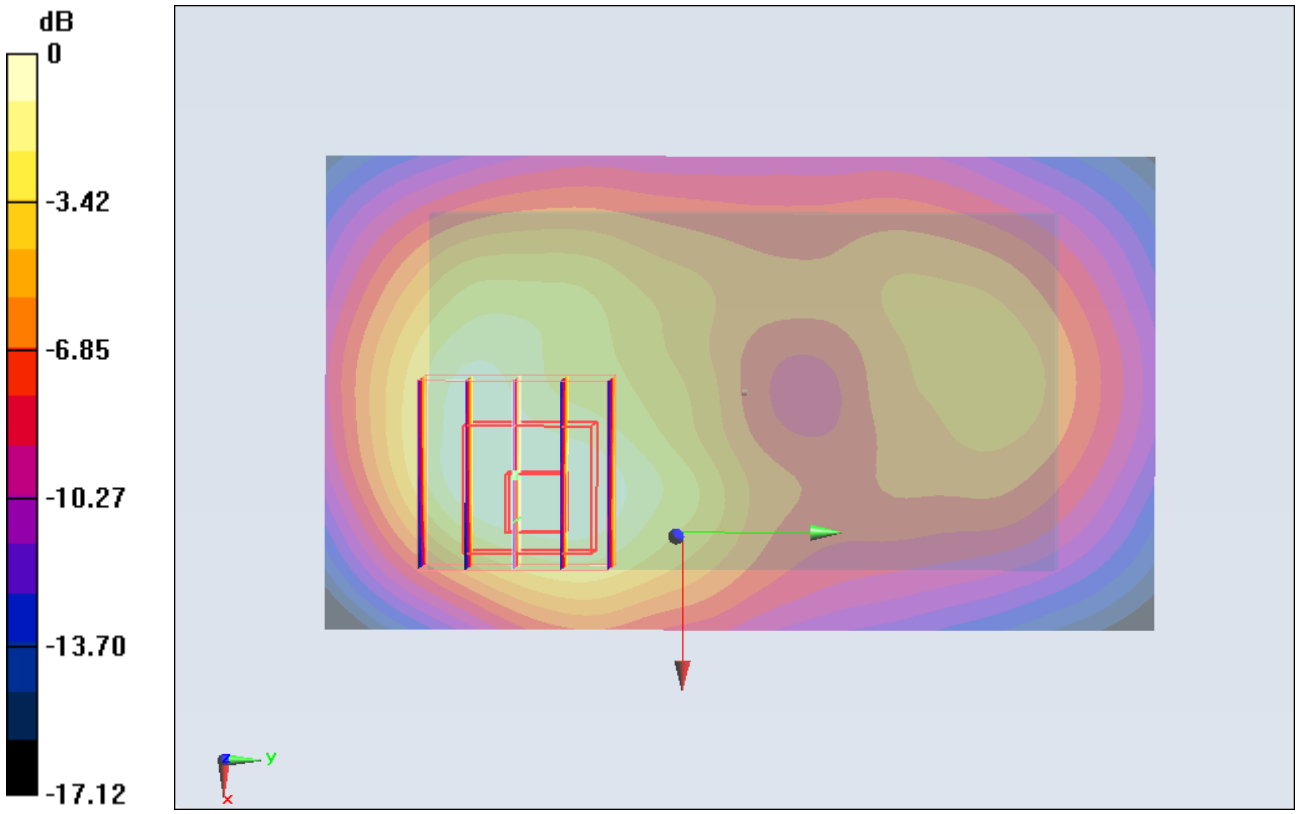

0 dB = 0.970mW/g

Test Laboratory: Sporton International Inc. SAR/HAC Testing Lab Date: 2011/8/30

#47 WCDMA II_RMC12.2K_Back_1cm_Ch9262

DUT: 181924-03

Communication System: WCDMA; Frequency: 1852.4 MHz;Duty Cycle: 1:1
Medium: MSL_1900_110830 Medium parameters used : f = 1852.4 MHz; σ = 1.461 mho/m; ε_r = 53.262; ρ = 1000 kg/m^3
Ambient Temperature：22.6 ℃; Liquid Temperature：21.6 ℃

DASY5 Configuration:
- Probe: EX3DV4 - SN3578; ConvF(6.68, 6.68, 6.68); Calibrated: 2011/6/21
- Sensor-Surface: 4mm (Mechanical Surface Detection)
- Electronics: DAE3 Sn577; Calibrated: 2011/1/13
- Phantom: SAM Left; Type: QD000P40CD; Serial: TP:1542
- Measurement SW: DASY52, Version 52.6 (2); SEMCAD X Version 14.4.5 (3634)

Ch9262/Area Scan (41x71x1): Measurement grid: dx=20mm, dy=20mm
Maximum value of SAR (interpolated) = 1.010 mW/g

Ch9262/Zoom Scan (5x5x7)/Cube 0: Measurement grid: dx=8mm, dy=8mm, dz=5mm
Reference Value = 11.030 V/m; Power Drift = -0.0023 dB
Peak SAR (extrapolated) = 1.478 W/kg
SAR(1 g) = 0.827 mW/g; SAR(10 g) = 0.465 mW/g
Maximum value of SAR (measured) = 0.902 mW/g

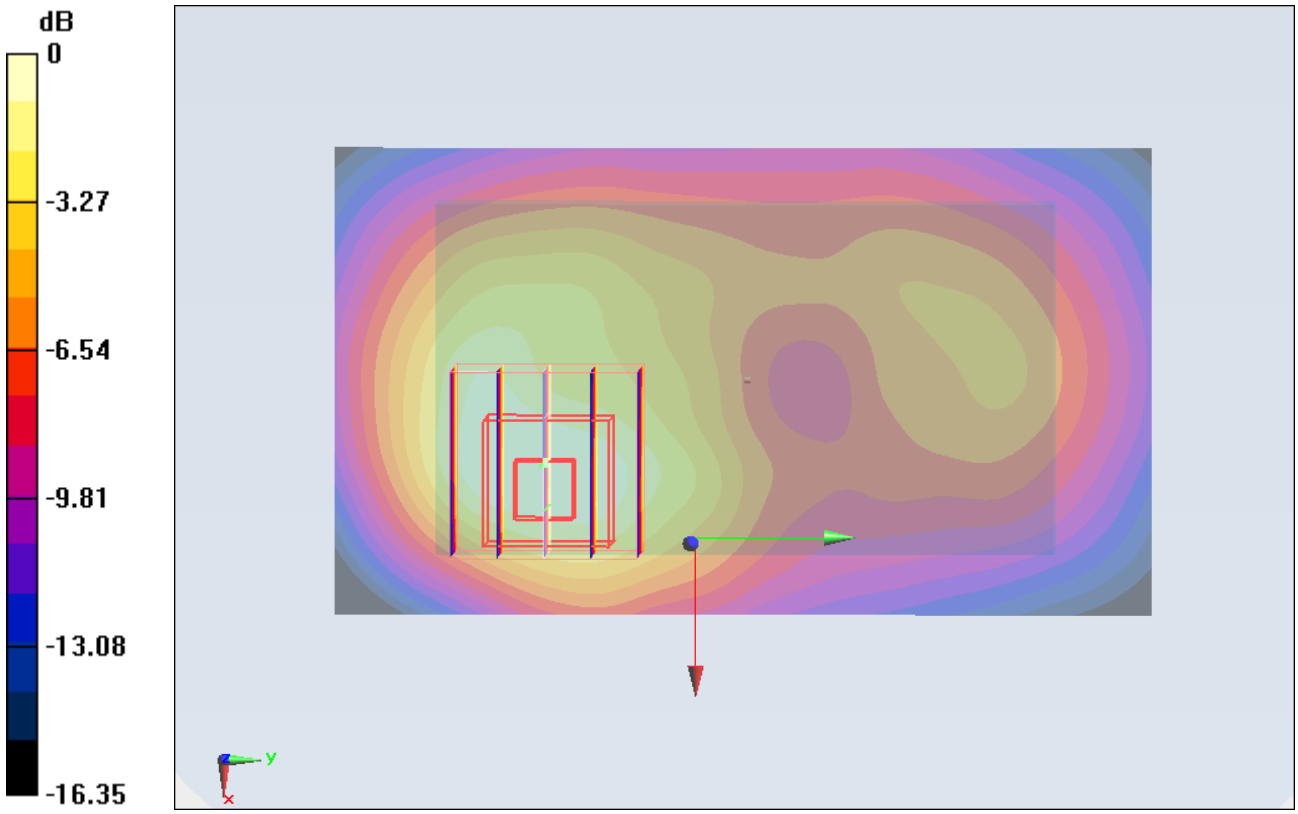

0 dB = 0.900mW/g

Test Laboratory: Sporton International Inc. SAR/HAC Testing Lab Date: 2011/8/30

#48 WCDMA II_RMC12.2K_Back_1cm_Ch9538

DUT: 181924-03

Communication System: WCDMA; Frequency: 1907.6 MHz;Duty Cycle: 1:1
Medium: MSL_1900_110830 Medium parameters used: f = 1908 MHz; σ = 1.526 mho/m; ε_r = 53.134; ρ = 1000 kg/m^3
Ambient Temperature：22.6 ℃; Liquid Temperature：21.6 ℃

DASY5 Configuration:
- Probe: EX3DV4 - SN3578; ConvF(6.68, 6.68, 6.68); Calibrated: 2011/6/21
- Sensor-Surface: 4mm (Mechanical Surface Detection)
- Electronics: DAE3 Sn577; Calibrated: 2011/1/13
- Phantom: SAM Left; Type: QD000P40CD; Serial: TP:1542
- Measurement SW: DASY52, Version 52.6 (2); SEMCAD X Version 14.4.5 (3634)

Ch9538/Area Scan (41x71x1): Measurement grid: dx=20mm, dy=20mm
Maximum value of SAR (interpolated) = 1.174 mW/g

Ch9538/Zoom Scan (5x5x7)/Cube 0: Measurement grid: dx=8mm, dy=8mm, dz=5mm
Reference Value = 10.649 V/m; Power Drift = 0.0099 dB
Peak SAR (extrapolated) = 1.685 W/kg
SAR(1 g) = 0.930 mW/g; SAR(10 g) = 0.530 mW/g
Maximum value of SAR (measured) = 0.996 mW/g

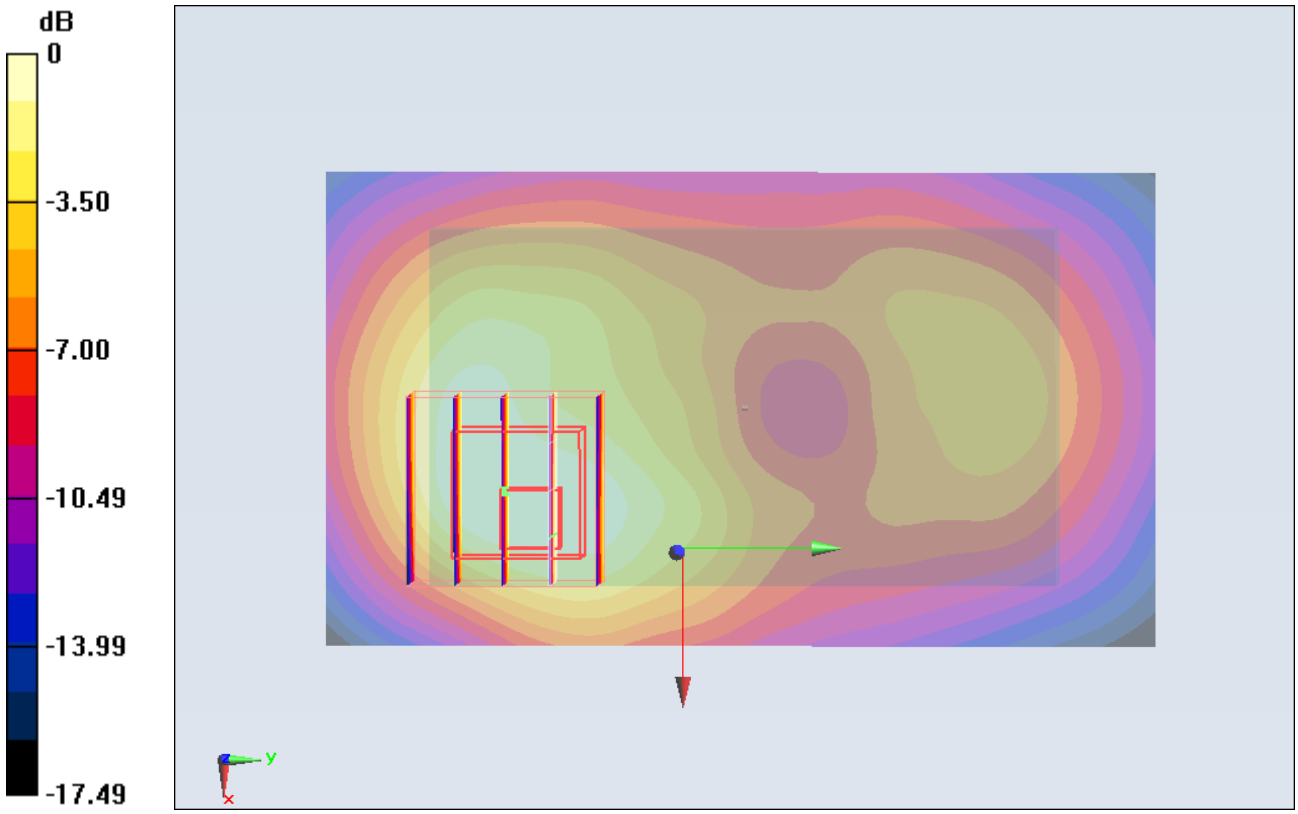

0 dB = 1.000mW/g

Test Laboratory: Sporton International Inc. SAR/HAC Testing Lab Date: 2011/8/30

#49 WCDMA II_RMC12.2K_Back_1cm_Ch9538_Earphone

DUT: 181924-03

Communication System: WCDMA; Frequency: 1907.6 MHz;Duty Cycle: 1:1
Medium: MSL_1900_110830 Medium parameters used: f = 1908 MHz; σ = 1.526 mho/m; ε_r = 53.134; ρ = 1000 kg/m^3
Ambient Temperature：22.6 ℃; Liquid Temperature：21.6 ℃

DASY5 Configuration:
- Probe: EX3DV4 - SN3578; ConvF(6.68, 6.68, 6.68); Calibrated: 2011/6/21
- Sensor-Surface: 4mm (Mechanical Surface Detection)
- Electronics: DAE3 Sn577; Calibrated: 2011/1/13
- Phantom: SAM Left; Type: QD000P40CD; Serial: TP:1542
- Measurement SW: DASY52, Version 52.6 (2); SEMCAD X Version 14.4.5 (3634)

Ch9538/Area Scan (41x71x1): Measurement grid: dx=20mm, dy=20mm
Maximum value of SAR (interpolated) = 1.201 mW/g

Ch9538/Zoom Scan (5x5x7)/Cube 0: Measurement grid: dx=8mm, dy=8mm, dz=5mm
Reference Value = 10.347 V/m; Power Drift = -0.03 dB
Peak SAR (extrapolated) = 1.659 W/kg
SAR(1 g) = 0.918 mW/g; SAR(10 g) = 0.516 mW/g
Maximum value of SAR (measured) = 0.969 mW/g

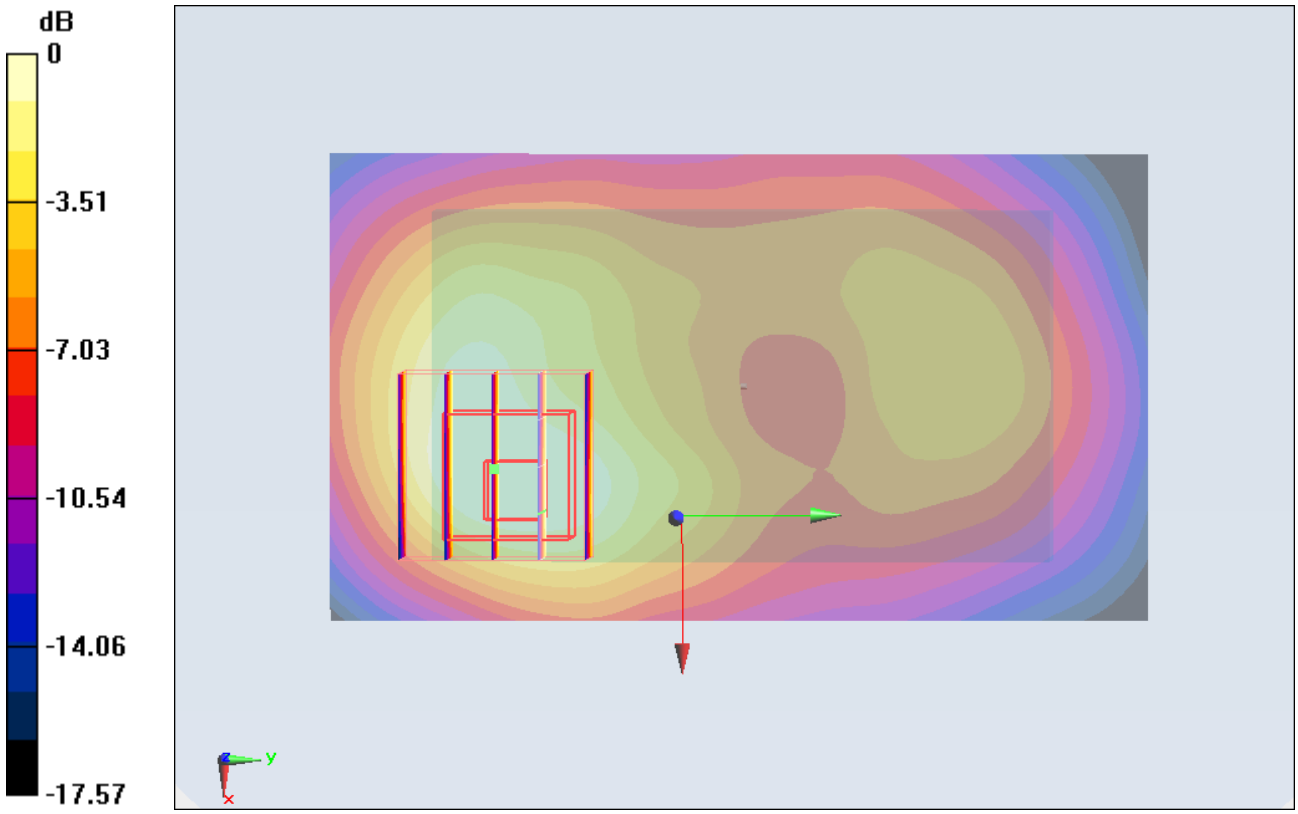

0 dB = 0.970mW/g

Test Laboratory: Sporton International Inc. SAR/HAC Testing Lab Date: 2011/8/30

#50 WCDMA II_RMC12.2K_Back_1cm_Ch9262_Earphone

DUT: 181924-03

Communication System: WCDMA; Frequency: 1852.4 MHz;Duty Cycle: 1:1
Medium: MSL_1900_110830 Medium parameters used : f = 1852.4 MHz; σ = 1.461 mho/m; ε_r = 53.262; ρ = 1000 kg/m^3
Ambient Temperature：22.6 ℃; Liquid Temperature：21.6 ℃

DASY5 Configuration:
- Probe: EX3DV4 - SN3578; ConvF(6.68, 6.68, 6.68); Calibrated: 2011/6/21
- Sensor-Surface: 4mm (Mechanical Surface Detection)
- Electronics: DAE3 Sn577; Calibrated: 2011/1/13
- Phantom: SAM Left; Type: QD000P40CD; Serial: TP:1542
- Measurement SW: DASY52, Version 52.6 (2); SEMCAD X Version 14.4.5 (3634)

Ch9262/Area Scan (41x71x1): Measurement grid: dx=20mm, dy=20mm
Maximum value of SAR (interpolated) = 0.983 mW/g

Ch9262/Zoom Scan (5x5x7)/Cube 0: Measurement grid: dx=8mm, dy=8mm, dz=5mm
Reference Value = 10.739 V/m; Power Drift = 0.04 dB
Peak SAR (extrapolated) = 1.386 W/kg
SAR(1 g) = 0.765 mW/g; SAR(10 g) = 0.421 mW/g
Maximum value of SAR (measured) = 0.811 mW/g

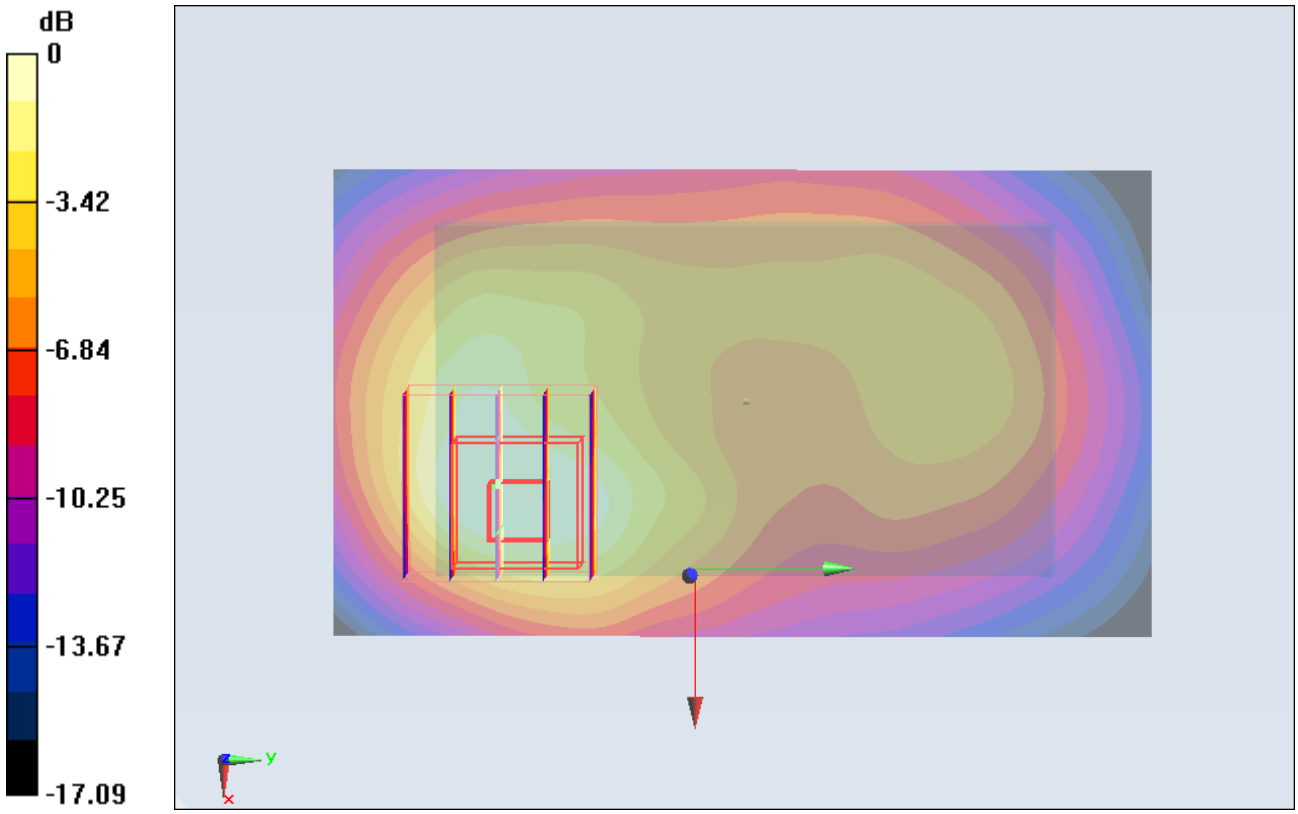

0 dB = 0.810mW/g

Test Laboratory: Sporton International Inc. SAR/HAC Testing Lab Date: 2011/8/30

#51 WCDMA II_RMC12.2K_Back_1cm_Ch9400_Earphone

DUT: 181924-03

Communication System: WCDMA; Frequency: 1880 MHz;Duty Cycle: 1:1
Medium: MSL_1900_110830 Medium parameters used: f = 1880 MHz; σ = 1.493 mho/m; ε_r = 53.147; ρ = 1000 kg/m^3
Ambient Temperature：22.6 ℃; Liquid Temperature：21.6 ℃

DASY5 Configuration:
- Probe: EX3DV4 - SN3578; ConvF(6.68, 6.68, 6.68); Calibrated: 2011/6/21
- Sensor-Surface: 4mm (Mechanical Surface Detection)
- Electronics: DAE3 Sn577; Calibrated: 2011/1/13
- Phantom: SAM Left; Type: QD000P40CD; Serial: TP:1542
- Measurement SW: DASY52, Version 52.6 (2); SEMCAD X Version 14.4.5 (3634)

Ch9400/Area Scan (41x71x1): Measurement grid: dx=20mm, dy=20mm
Maximum value of SAR (interpolated) = 1.113 mW/g

Ch9400/Zoom Scan (5x5x7)/Cube 0: Measurement grid: dx=8mm, dy=8mm, dz=5mm
Reference Value = 10.488 V/m; Power Drift = -0.01 dB
Peak SAR (extrapolated) = 1.559 W/kg
SAR(1 g) = 0.865 mW/g; SAR(10 g) = 0.481 mW/g
Maximum value of SAR (measured) = 0.913 mW/g

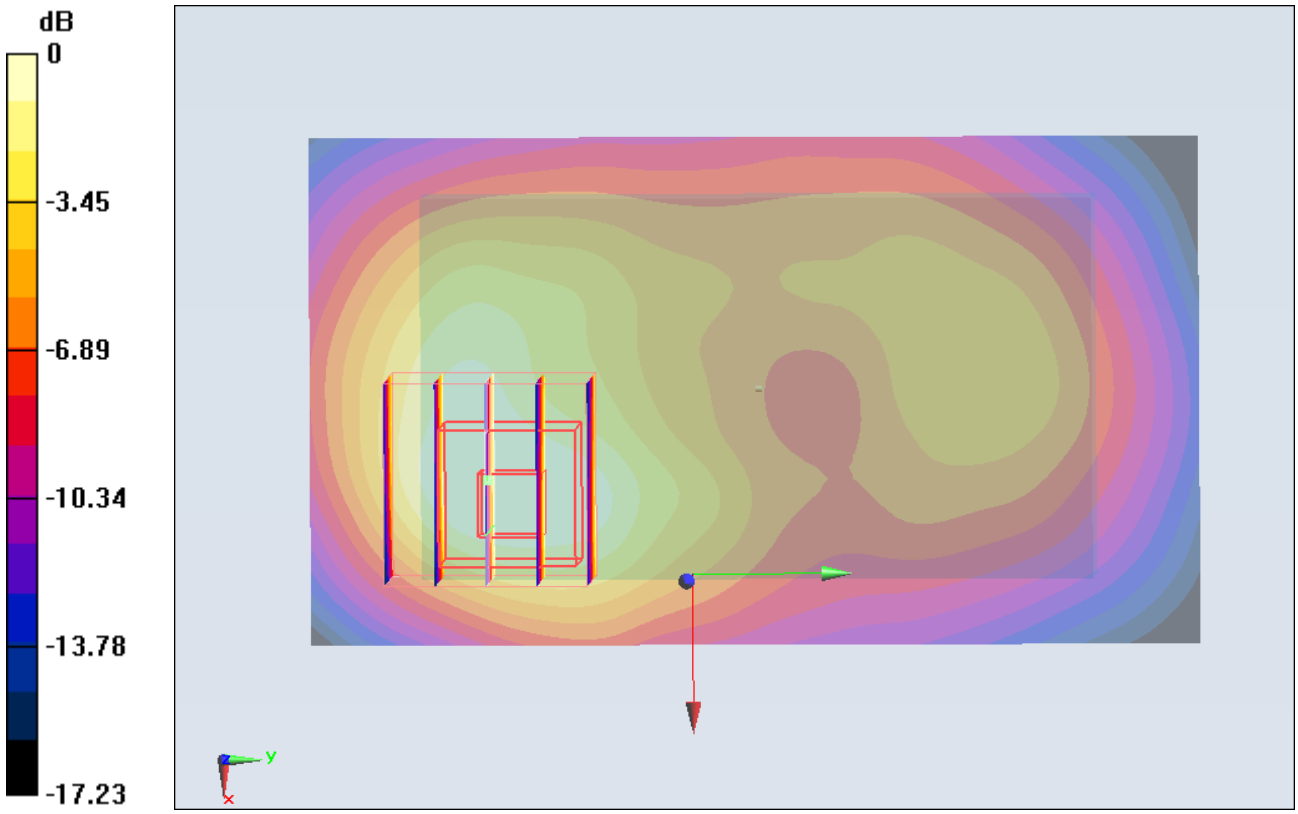

0 dB = 0.910mW/g

#72 802.11b_Right Cheek_Ch6

DUT: 181924-03

Communication System: 802.11b; Frequency: 2437 MHz;Duty Cycle: 1:1
Medium: HSL_2450_110903 Medium parameters used: f = 2437 MHz; σ = 1.847 mho/m; ε_r = 39.254; ρ = 1000 kg/m^3
Ambient Temperature：22.5 ℃； Liquid Temperature：21.5 ℃

DASY5 Configuration:
- Probe: EX3DV4 - SN3578; ConvF(6.42, 6.42, 6.42); Calibrated: 2011/6/21
- Sensor-Surface: 4mm (Mechanical Surface Detection)
- Electronics: DAE3 Sn577; Calibrated: 2011/1/13
- Phantom: SAM Left; Type: QD000P40CD; Serial: TP:1542
- Measurement SW: DASY52, Version 52.6 (2); SEMCAD X Version 14.4.5 (3634)

Ch6/Area Scan (51x71x1): Measurement grid: dx=20mm, dy=20mm
Maximum value of SAR (interpolated) = 0.141 mW/g

Ch6/Zoom Scan (5x5x7)/Cube 0: Measurement grid: dx=8mm, dy=8mm, dz=5mm
Reference Value = 3.432 V/m; Power Drift = 0.16 dB
Peak SAR (extrapolated) = 0.341 W/kg
SAR(1 g) = 0.152 mW/g; SAR(10 g) = 0.071 mW/g
Maximum value of SAR (measured) = 0.160 mW/g



0 dB = 0.160mW/g

#73 802.11b_Right Tilted_Ch6

DUT: 181924-03

Communication System: 802.11b; Frequency: 2437 MHz;Duty Cycle: 1:1
Medium: HSL_2450_110903 Medium parameters used: f = 2437 MHz; σ = 1.847 mho/m; ε_r = 39.254; ρ = 1000 kg/m^3
Ambient Temperature：22.5 ℃； Liquid Temperature：21.5 ℃

DASY5 Configuration:
- Probe: EX3DV4 - SN3578; ConvF(6.42, 6.42, 6.42); Calibrated: 2011/6/21
- Sensor-Surface: 4mm (Mechanical Surface Detection)
- Electronics: DAE3 Sn577; Calibrated: 2011/1/13
- Phantom: SAM Left; Type: QD000P40CD; Serial: TP:1542
- Measurement SW: DASY52, Version 52.6 (2); SEMCAD X Version 14.4.5 (3634)

Ch6/Area Scan (41x71x1): Measurement grid: dx=20mm, dy=20mm
Maximum value of SAR (interpolated) = 0.049 mW/g

Ch6/Zoom Scan (5x5x7)/Cube 0: Measurement grid: dx=8mm, dy=8mm, dz=5mm
Reference Value = 4.504 V/m; Power Drift = 0.121 dB
Peak SAR (extrapolated) = 0.081 W/kg
SAR(1 g) = 0.043 mW/g; SAR(10 g) = 0.023 mW/g
Maximum value of SAR (measured) = 0.048 mW/g



0 dB = 0.050mW/g

#74 802.11b_Left Cheek_Ch6

DUT: 181924-03

Communication System: 802.11b; Frequency: 2437 MHz;Duty Cycle: 1:1
Medium: HSL_2450_110903 Medium parameters used: f = 2437 MHz; σ = 1.847 mho/m; ε_r = 39.254; ρ = 1000 kg/m^3
Ambient Temperature：22.5 ℃； Liquid Temperature：21.5 ℃

DASY5 Configuration:
- Probe: EX3DV4 - SN3578; ConvF(6.42, 6.42, 6.42); Calibrated: 2011/6/21
- Sensor-Surface: 4mm (Mechanical Surface Detection)
- Electronics: DAE3 Sn577; Calibrated: 2011/1/13
- Phantom: SAM Left; Type: QD000P40CD; Serial: TP:1542
- Measurement SW: DASY52, Version 52.6 (2); SEMCAD X Version 14.4.5 (3634)

Ch6/Area Scan (51x71x1): Measurement grid: dx=20mm, dy=20mm
Maximum value of SAR (interpolated) = 0.157 mW/g

Ch6/Zoom Scan (5x5x7)/Cube 0: Measurement grid: dx=8mm, dy=8mm, dz=5mm
Reference Value = 3.553 V/m; Power Drift = 0.09 dB
Peak SAR (extrapolated) = 0.348 W/kg
SAR(1 g) = 0.152 mW/g; SAR(10 g) = 0.074 mW/g
Maximum value of SAR (measured) = 0.165 mW/g



0 dB = 0.160mW/g

Test Laboratory: Sporton International Inc. SAR/HAC Testing Lab Date: 2011/9/3

#74 802.11b_Left Cheek_Ch6_2D

DUT: 181924-03

Communication System: 802.11b; Frequency: 2437 MHz;Duty Cycle: 1:1
Medium: HSL_2450_110903 Medium parameters used: f = 2437 MHz; σ = 1.847 mho/m; ε_r = 39.254; ρ = 1000 kg/m^3
Ambient Temperature：22.5 ℃； Liquid Temperature：21.5 ℃

DASY5 Configuration:
- Probe: EX3DV4 - SN3578; ConvF(6.42, 6.42, 6.42); Calibrated: 2011/6/21
- Sensor-Surface: 4mm (Mechanical Surface Detection)
- Electronics: DAE3 Sn577; Calibrated: 2011/1/13
- Phantom: SAM Left; Type: QD000P40CD; Serial: TP:1542
- Measurement SW: DASY52, Version 52.6 (2); SEMCAD X Version 14.4.5 (3634)

Ch6/Area Scan (51x71x1): Measurement grid: dx=20mm, dy=20mm
Maximum value of SAR (interpolated) = 0.157 mW/g

Ch6/Zoom Scan (5x5x7)/Cube 0: Measurement grid: dx=8mm, dy=8mm, dz=5mm
Reference Value = 3.553 V/m; Power Drift = 0.09 dB
Peak SAR (extrapolated) = 0.348 W/kg
SAR(1 g) = 0.152 mW/g; SAR(10 g) = 0.074 mW/g
Maximum value of SAR (measured) = 0.165 mW/g

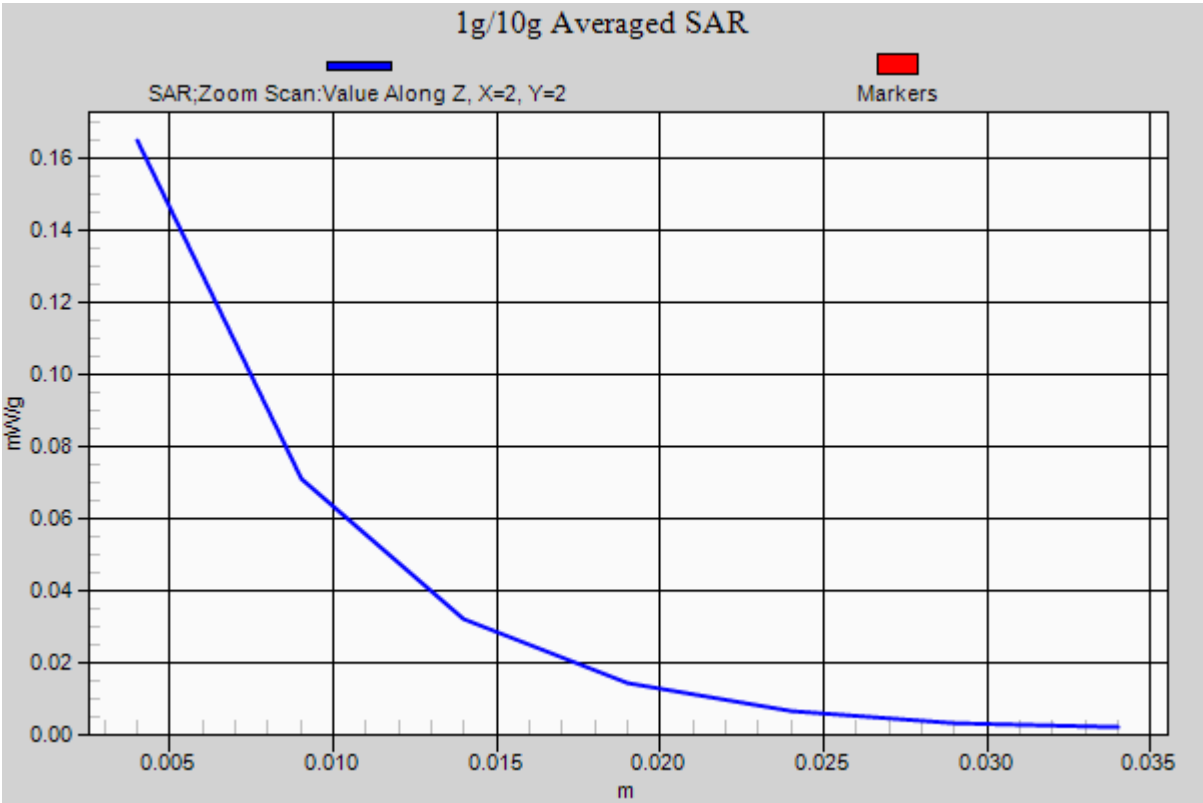

#75 802.11b_Left Tilted_Ch6

DUT: 181924-03

Communication System: 802.11b; Frequency: 2437 MHz;Duty Cycle: 1:1
Medium: HSL_2450_110903 Medium parameters used: f = 2437 MHz; σ = 1.847 mho/m; ε_r = 39.254; ρ = 1000 kg/m^3
Ambient Temperature：22.5 ℃； Liquid Temperature：21.5 ℃

DASY5 Configuration:
- Probe: EX3DV4 - SN3578; ConvF(6.42, 6.42, 6.42); Calibrated: 2011/6/21
- Sensor-Surface: 4mm (Mechanical Surface Detection)
- Electronics: DAE3 Sn577; Calibrated: 2011/1/13
- Phantom: SAM Left; Type: QD000P40CD; Serial: TP:1542
- Measurement SW: DASY52, Version 52.6 (2); SEMCAD X Version 14.4.5 (3634)

Ch6/Area Scan (51x71x1): Measurement grid: dx=20mm, dy=20mm
Maximum value of SAR (interpolated) = 0.081 mW/g

Ch6/Zoom Scan (5x5x7)/Cube 0: Measurement grid: dx=8mm, dy=8mm, dz=5mm
Reference Value = 5.569 V/m; Power Drift = -0.01 dB
Peak SAR (extrapolated) = 0.172 W/kg
SAR(1 g) = 0.085 mW/g; SAR(10 g) = 0.041 mW/g
Maximum value of SAR (measured) = 0.092 mW/g



0 dB = 0.090mW/g

#65 802.11b_Front_1cm_Ch6

DUT: 181924-03

Communication System: 802.11b; Frequency: 2437 MHz;Duty Cycle: 1:1
Medium: MSL_2450_110903 Medium parameters used: f = 2437 MHz; σ = 2.002 mho/m; ε_r = 53.854; ρ = 1000 kg/m^3
Ambient Temperature：22.4 ℃; Liquid Temperature：21.4 ℃

DASY5 Configuration:
- Probe: EX3DV4 - SN3578; ConvF(6.18, 6.18, 6.18); Calibrated: 2011/6/21
- Sensor-Surface: 4mm (Mechanical Surface Detection)
- Electronics: DAE3 Sn577; Calibrated: 2011/1/13
- Phantom: ELI v5.0; Type: QDOVA002AA; Serial: TP1127
- Measurement SW: DASY52, Version 52.6 (2); SEMCAD X Version 14.4.5 (3634)

Ch6/Area Scan (51x71x1): Measurement grid: dx=20mm, dy=20mm
Maximum value of SAR (interpolated) = 0.050 mW/g

Ch6/Zoom Scan (5x5x7)/Cube 0: Measurement grid: dx=8mm, dy=8mm, dz=5mm
Reference Value = 0.622 V/m; Power Drift = 0.138 dB
Peak SAR (extrapolated) = 0.089 W/kg
SAR(1 g) = 0.044 mW/g; SAR(10 g) = 0.023 mW/g
Maximum value of SAR (measured) = 0.048 mW/g

Ch6/Zoom Scan (5x5x7)/Cube 1: Measurement grid: dx=8mm, dy=8mm, dz=5mm
Reference Value = 0.622 V/m; Power Drift = 0.138 dB
Peak SAR (extrapolated) = 0.080 W/kg
SAR(1 g) = 0.040 mW/g; SAR(10 g) = 0.022 mW/g
Maximum value of SAR (measured) = 0.042 mW/g

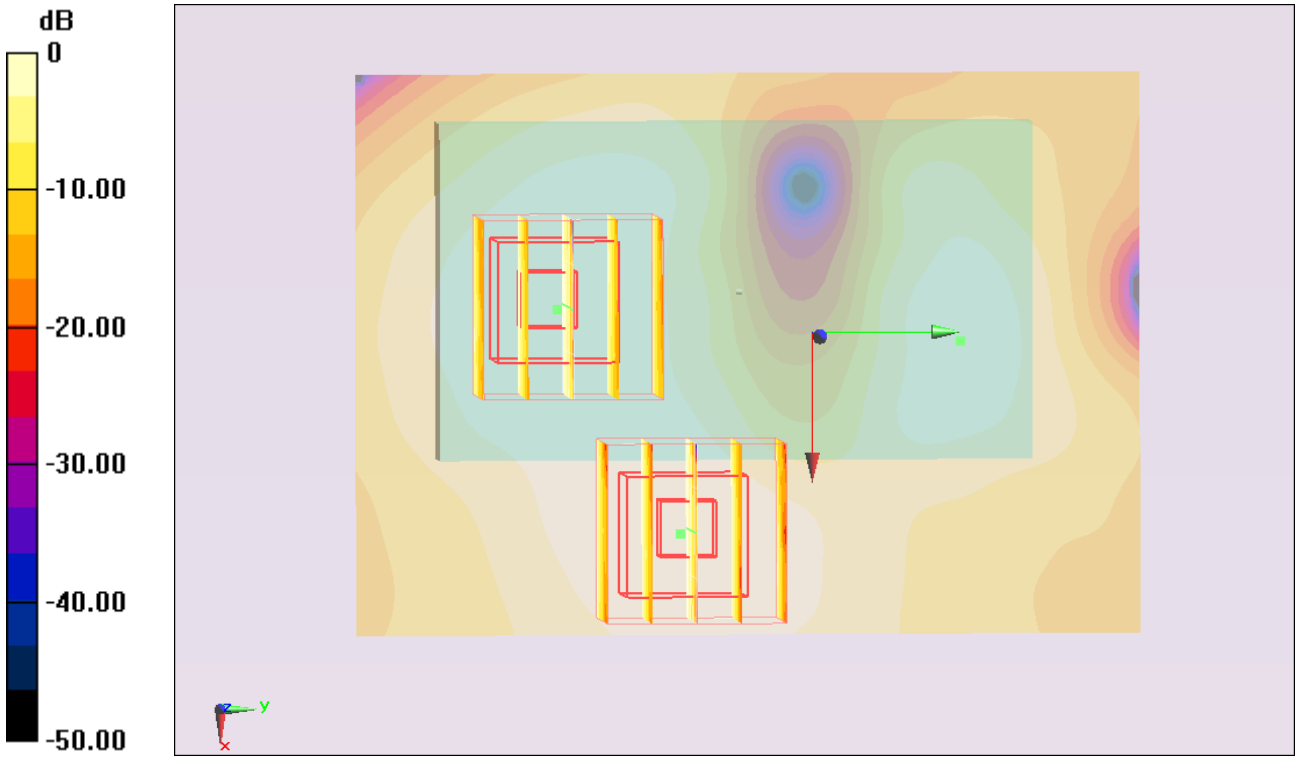

0 dB = 0.040mW/g

Test Laboratory: Sporton International Inc. SAR/HAC Testing Lab Date: 2011/9/3

#66 802.11b_Back_1cm_Ch6

DUT: 181924-03

Communication System: 802.11b; Frequency: 2437 MHz;Duty Cycle: 1:1
Medium: MSL_2450_110903 Medium parameters used: f = 2437 MHz; σ = 2.002 mho/m; ε_r = 53.854; ρ = 1000 kg/m^3
Ambient Temperature：22.4 ℃； Liquid Temperature：21.4 ℃

DASY5 Configuration:
- Probe: EX3DV4 - SN3578; ConvF(6.18, 6.18, 6.18); Calibrated: 2011/6/21
- Sensor-Surface: 4mm (Mechanical Surface Detection)
- Electronics: DAE3 Sn577; Calibrated: 2011/1/13
- Phantom: ELI v5.0; Type: QDOVA002AA; Serial: TP1127
- Measurement SW: DASY52, Version 52.6 (2); SEMCAD X Version 14.4.5 (3634)

Ch6/Area Scan (51x71x1): Measurement grid: dx=20mm, dy=20mm
Maximum value of SAR (interpolated) = 0.251 mW/g

Ch6/Zoom Scan (5x5x7)/Cube 0: Measurement grid: dx=8mm, dy=8mm, dz=5mm
Reference Value = 7.438 V/m; Power Drift = -0.02 dB
Peak SAR (extrapolated) = 0.752 W/kg
SAR(1 g) = 0.358 mW/g; SAR(10 g) = 0.164 mW/g
Maximum value of SAR (measured) = 0.382 mW/g

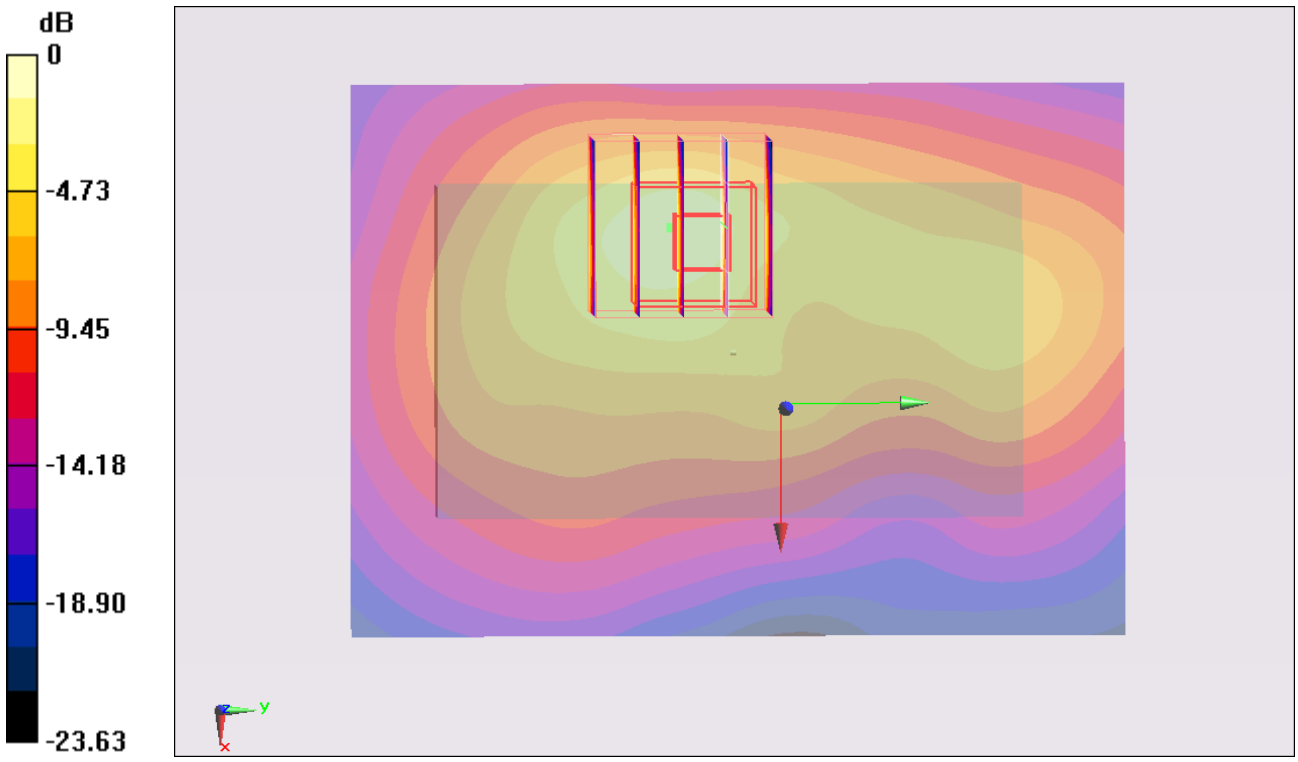

0 dB = 0.380mW/g

Test Laboratory: Sporton International Inc. SAR/HAC Testing Lab Date: 2011/9/3

#66 802.11b_Back_1cm_Ch6_2D

DUT: 181924-03

Communication System: 802.11b; Frequency: 2437 MHz;Duty Cycle: 1:1
Medium: MSL_2450_110903 Medium parameters used: f = 2437 MHz; σ = 2.002 mho/m; ε_r = 53.854; ρ = 1000 kg/m^3
Ambient Temperature：22.4 ℃； Liquid Temperature：21.4 ℃

DASY5 Configuration:
- Probe: EX3DV4 - SN3578; ConvF(6.18, 6.18, 6.18); Calibrated: 2011/6/21
- Sensor-Surface: 4mm (Mechanical Surface Detection)
- Electronics: DAE3 Sn577; Calibrated: 2011/1/13
- Phantom: ELI v5.0; Type: QDOVA002AA; Serial: TP1127
- Measurement SW: DASY52, Version 52.6 (2); SEMCAD X Version 14.4.5 (3634)

Ch6/Area Scan (51x71x1): Measurement grid: dx=20mm, dy=20mm
Maximum value of SAR (interpolated) = 0.251 mW/g

Ch6/Zoom Scan (5x5x7)/Cube 0: Measurement grid: dx=8mm, dy=8mm, dz=5mm
Reference Value = 7.438 V/m; Power Drift = -0.02 dB
Peak SAR (extrapolated) = 0.752 W/kg
SAR(1 g) = 0.358 mW/g; SAR(10 g) = 0.164 mW/g
Maximum value of SAR (measured) = 0.382 mW/g

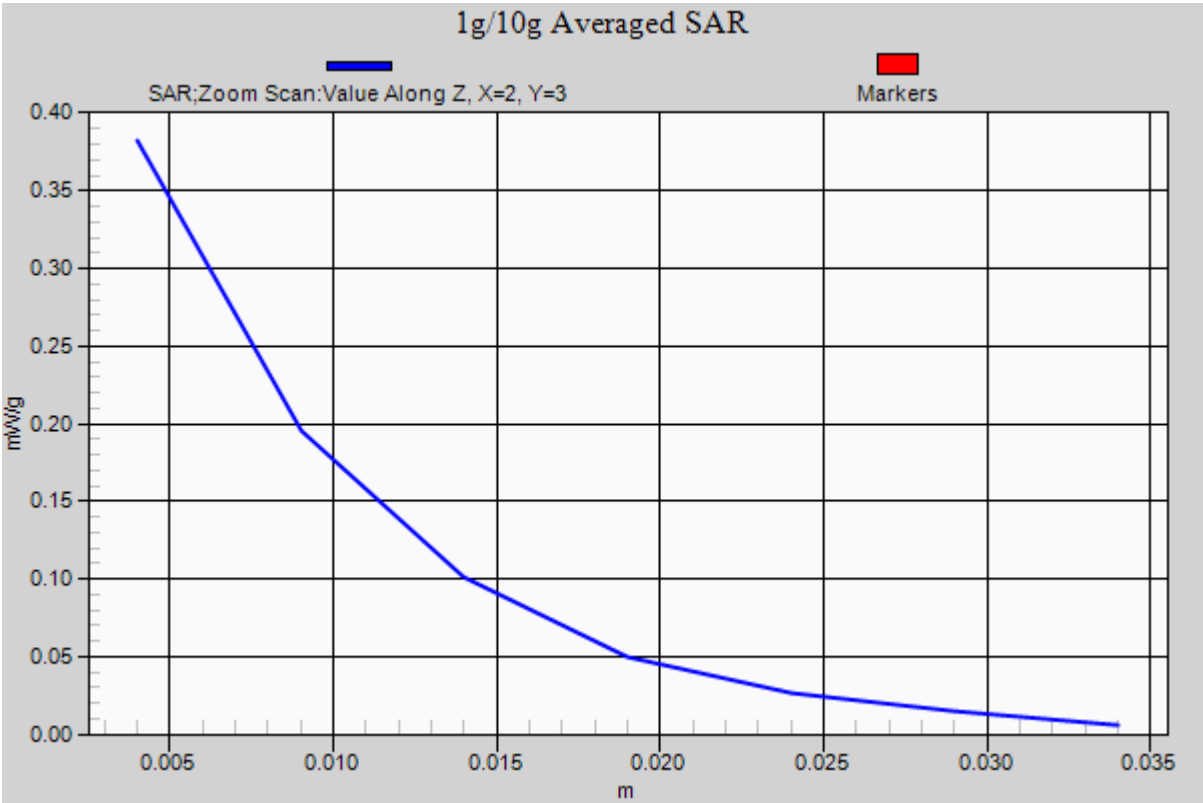

#67 802.11b_Left Side_1cm_Ch6

DUT: 181924-03

Communication System: 802.11b; Frequency: 2437 MHz;Duty Cycle: 1:1
Medium: MSL_2450_110903 Medium parameters used: f = 2437 MHz; σ = 2.002 mho/m; ε_r = 53.854; ρ = 1000 kg/m^3
Ambient Temperature：22.4 ℃； Liquid Temperature：21.4 ℃

DASY5 Configuration:
- Probe: EX3DV4 - SN3578; ConvF(6.18, 6.18, 6.18); Calibrated: 2011/6/21
- Sensor-Surface: 4mm (Mechanical Surface Detection)
- Electronics: DAE3 Sn577; Calibrated: 2011/1/13
- Phantom: ELI v5.0; Type: QDOVA002AA; Serial: TP1127
- Measurement SW: DASY52, Version 52.6 (2); SEMCAD X Version 14.4.5 (3634)

Ch6/Area Scan (31x71x1): Measurement grid: dx=20mm, dy=20mm
Maximum value of SAR (interpolated) = 0.021 mW/g

Ch6/Zoom Scan (5x5x7)/Cube 0: Measurement grid: dx=8mm, dy=8mm, dz=5mm
Reference Value = 1.504 V/m; Power Drift = 0.131 dB
Peak SAR (extrapolated) = 0.018 W/kg
SAR(1 g) = 0.011 mW/g; SAR(10 g) = 0.00566 mW/g
Maximum value of SAR (measured) = 0.011 mW/g

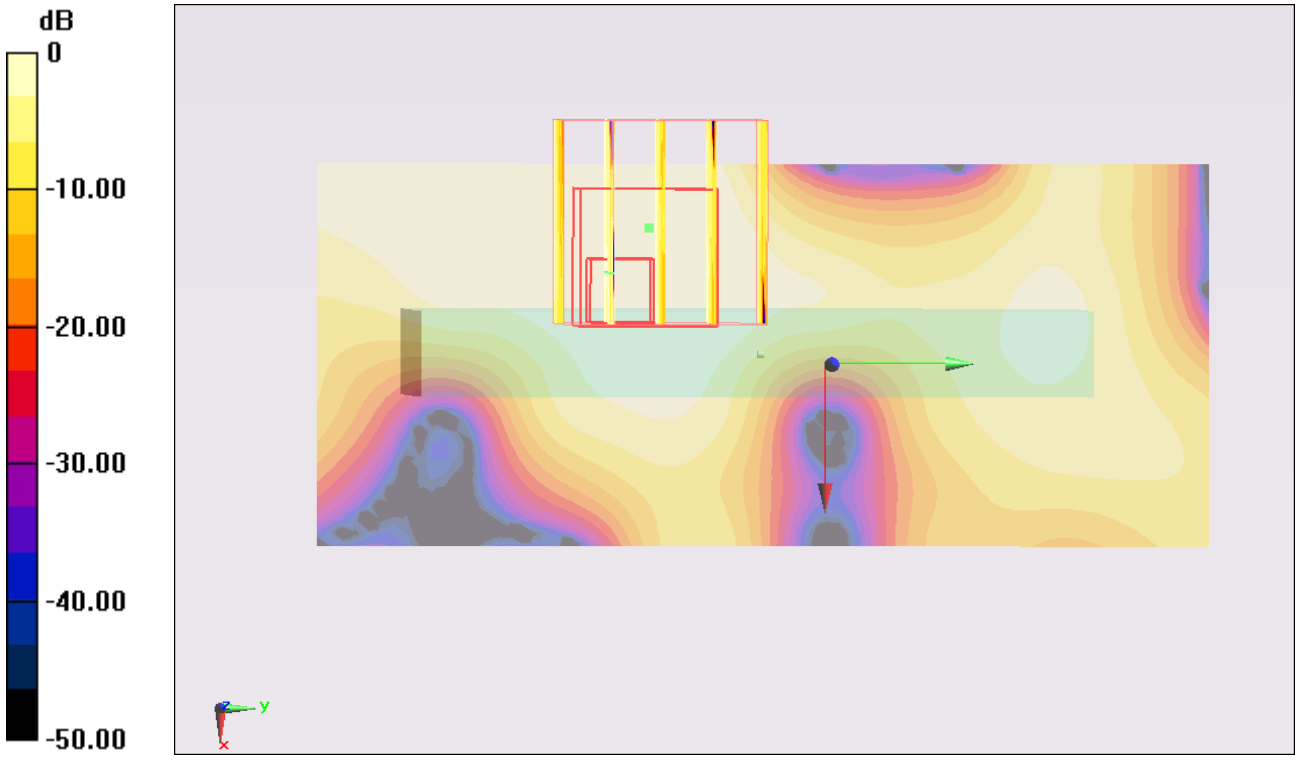

0 dB = 0.010mW/g

Test Laboratory: Sporton International Inc. SAR/HAC Testing Lab Date: 2011/9/3

#68 802.11b_Right Side_1cm_Ch6

DUT: 181924-03

Communication System: 802.11b; Frequency: 2437 MHz;Duty Cycle: 1:1
Medium: MSL_2450_110903 Medium parameters used: f = 2437 MHz; σ = 2.002 mho/m; ε_r = 53.854; ρ = 1000 kg/m^3
Ambient Temperature：22.4 ℃； Liquid Temperature：21.4 ℃

DASY5 Configuration:
- Probe: EX3DV4 - SN3578; ConvF(6.18, 6.18, 6.18); Calibrated: 2011/6/21
- Sensor-Surface: 4mm (Mechanical Surface Detection)
- Electronics: DAE3 Sn577; Calibrated: 2011/1/13
- Phantom: ELI v5.0; Type: QDOVA002AA; Serial: TP1127
- Measurement SW: DASY52, Version 52.6 (2); SEMCAD X Version 14.4.5 (3634)

Ch6/Area Scan (31x71x1): Measurement grid: dx=20mm, dy=20mm
Maximum value of SAR (interpolated) = 0.172 mW/g

Ch6/Zoom Scan (5x5x7)/Cube 0: Measurement grid: dx=8mm, dy=8mm, dz=5mm
Reference Value = 5.847 V/m; Power Drift = -0.03 dB
Peak SAR (extrapolated) = 0.292 W/kg
SAR(1 g) = 0.151 mW/g; SAR(10 g) = 0.078 mW/g
Maximum value of SAR (measured) = 0.165 mW/g

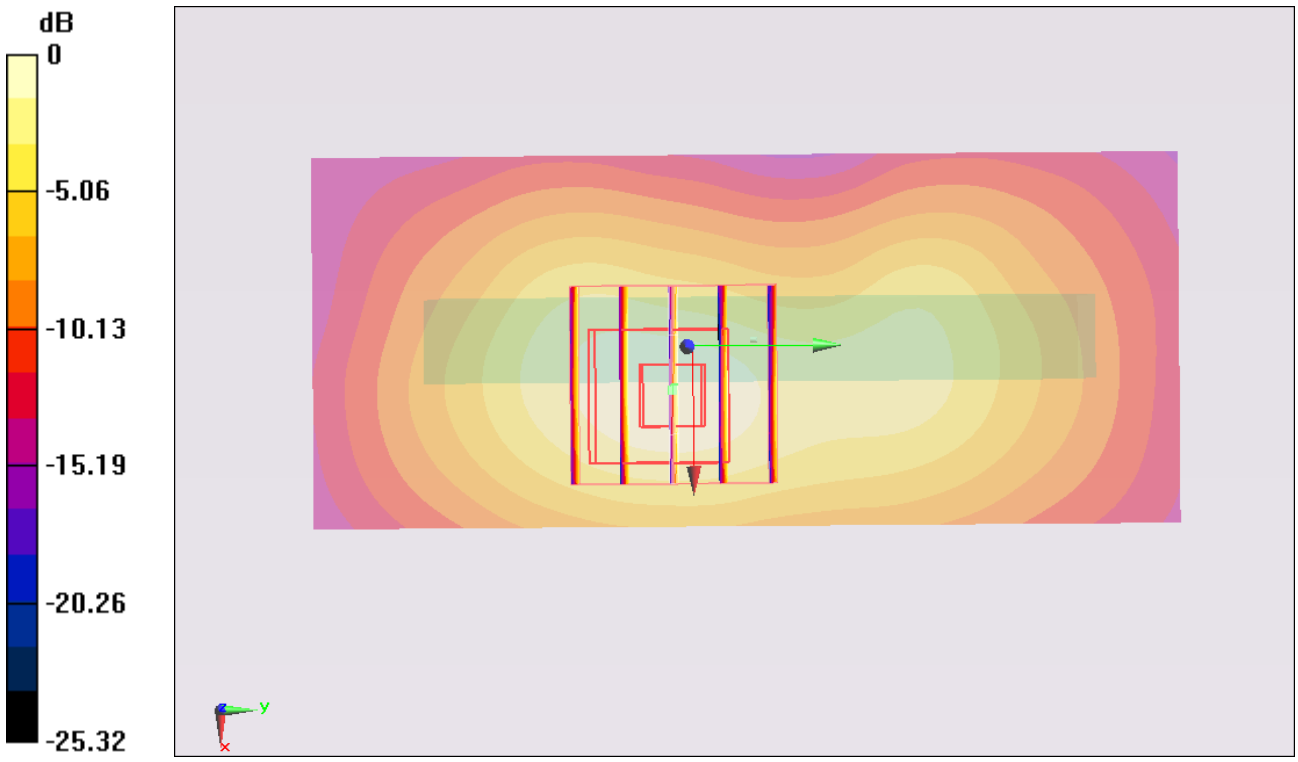

0 dB = 0.170mW/g

#69 802.11b_Top Side_1cm_Ch6

DUT: 181924-03

Communication System: 802.11b; Frequency: 2437 MHz;Duty Cycle: 1:1
Medium: MSL_2450_110903 Medium parameters used: f = 2437 MHz; σ = 2.002 mho/m; ε_r = 53.854; ρ = 1000 kg/m^3
Ambient Temperature：22.4 ℃； Liquid Temperature：21.4 ℃

DASY5 Configuration:
- Probe: EX3DV4 - SN3578; ConvF(6.18, 6.18, 6.18); Calibrated: 2011/6/21
- Sensor-Surface: 4mm (Mechanical Surface Detection)
- Electronics: DAE3 Sn577; Calibrated: 2011/1/13
- Phantom: ELI v5.0; Type: QDOVA002AA; Serial: TP1127
- Measurement SW: DASY52, Version 52.6 (2); SEMCAD X Version 14.4.5 (3634)

Ch6/Area Scan (31x41x1): Measurement grid: dx=20mm, dy=20mm
Maximum value of SAR (interpolated) = 0.025 mW/g

Ch6/Zoom Scan (5x5x7)/Cube 0: Measurement grid: dx=8mm, dy=8mm, dz=5mm
Reference Value = 2.976 V/m; Power Drift = 0.160 dB
Peak SAR (extrapolated) = 0.042 W/kg
SAR(1 g) = 0.023 mW/g; SAR(10 g) = 0.013 mW/g
Maximum value of SAR (measured) = 0.024 mW/g

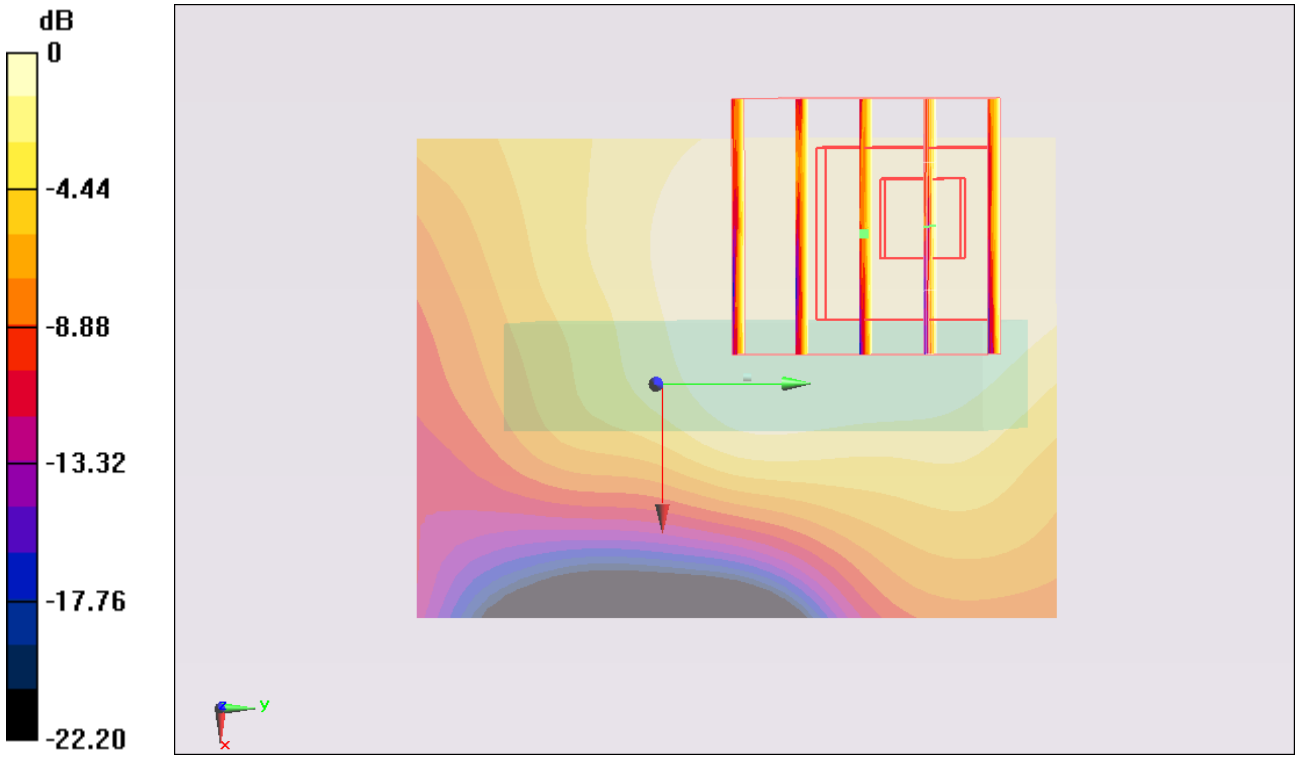

0 dB = 0.020mW/g

Test Laboratory: Sporton International Inc. SAR/HAC Testing Lab Date: 2011/9/3

#70 802.11b_Bottom Side_1cm_Ch6

DUT: 181924-03

Communication System: 802.11b; Frequency: 2437 MHz;Duty Cycle: 1:1
Medium: MSL_2450_110903 Medium parameters used: f = 2437 MHz; σ = 2.002 mho/m; ε_r = 53.854; ρ = 1000 kg/m^3
Ambient Temperature：22.4 ℃； Liquid Temperature：21.4 ℃

DASY5 Configuration:
- Probe: EX3DV4 - SN3578; ConvF(6.18, 6.18, 6.18); Calibrated: 2011/6/21
- Sensor-Surface: 4mm (Mechanical Surface Detection)
- Electronics: DAE3 Sn577; Calibrated: 2011/1/13
- Phantom: ELI v5.0; Type: QDOVA002AA; Serial: TP1127
- Measurement SW: DASY52, Version 52.6 (2); SEMCAD X Version 14.4.5 (3634)

Ch6/Area Scan (31x41x1): Measurement grid: dx=20mm, dy=20mm
Maximum value of SAR (interpolated) = 0.031 mW/g

Ch6/Zoom Scan (5x5x7)/Cube 0: Measurement grid: dx=8mm, dy=8mm, dz=5mm
Reference Value = 3.635 V/m; Power Drift = 0.05 dB
Peak SAR (extrapolated) = 0.050 W/kg
SAR(1 g) = 0.031 mW/g; SAR(10 g) = 0.017 mW/g
Maximum value of SAR (measured) = 0.034 mW/g

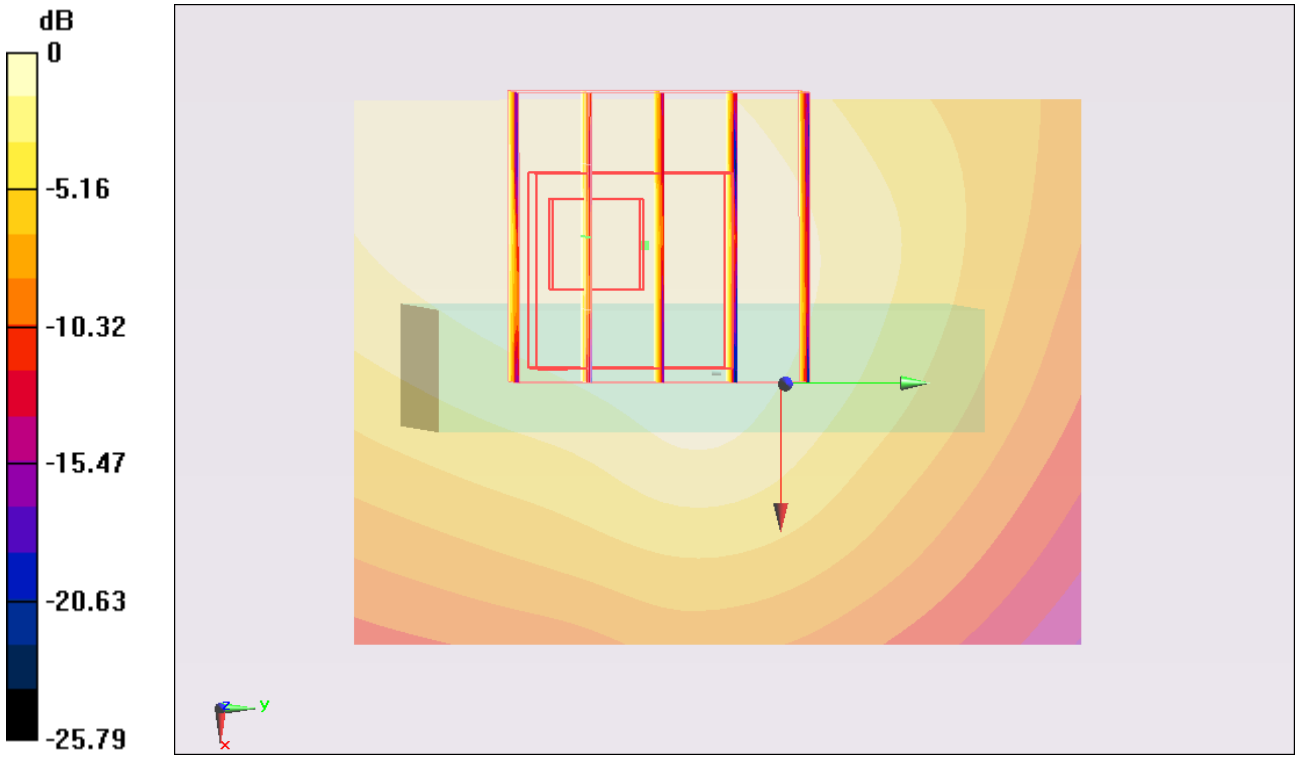

0 dB = 0.030mW/g

#65 802.11b_Front_1cm_Ch6

DUT: 181924-03

Communication System: 802.11b; Frequency: 2437 MHz;Duty Cycle: 1:1
Medium: MSL_2450_110903 Medium parameters used: f = 2437 MHz; σ = 2.002 mho/m; ε_r = 53.854; ρ = 1000 kg/m^3
Ambient Temperature：22.4 ℃; Liquid Temperature：21.4 ℃

DASY5 Configuration:
- Probe: EX3DV4 - SN3578; ConvF(6.18, 6.18, 6.18); Calibrated: 2011/6/21
- Sensor-Surface: 4mm (Mechanical Surface Detection)
- Electronics: DAE3 Sn577; Calibrated: 2011/1/13
- Phantom: ELI v5.0; Type: QDOVA002AA; Serial: TP1127
- Measurement SW: DASY52, Version 52.6 (2); SEMCAD X Version 14.4.5 (3634)

Ch6/Area Scan (51x71x1): Measurement grid: dx=20mm, dy=20mm
Maximum value of SAR (interpolated) = 0.050 mW/g

Ch6/Zoom Scan (5x5x7)/Cube 0: Measurement grid: dx=8mm, dy=8mm, dz=5mm
Reference Value = 0.622 V/m; Power Drift = 0.138 dB
Peak SAR (extrapolated) = 0.089 W/kg
SAR(1 g) = 0.044 mW/g; SAR(10 g) = 0.023 mW/g
Maximum value of SAR (measured) = 0.048 mW/g

Ch6/Zoom Scan (5x5x7)/Cube 1: Measurement grid: dx=8mm, dy=8mm, dz=5mm
Reference Value = 0.622 V/m; Power Drift = 0.138 dB
Peak SAR (extrapolated) = 0.080 W/kg
SAR(1 g) = 0.040 mW/g; SAR(10 g) = 0.022 mW/g
Maximum value of SAR (measured) = 0.042 mW/g

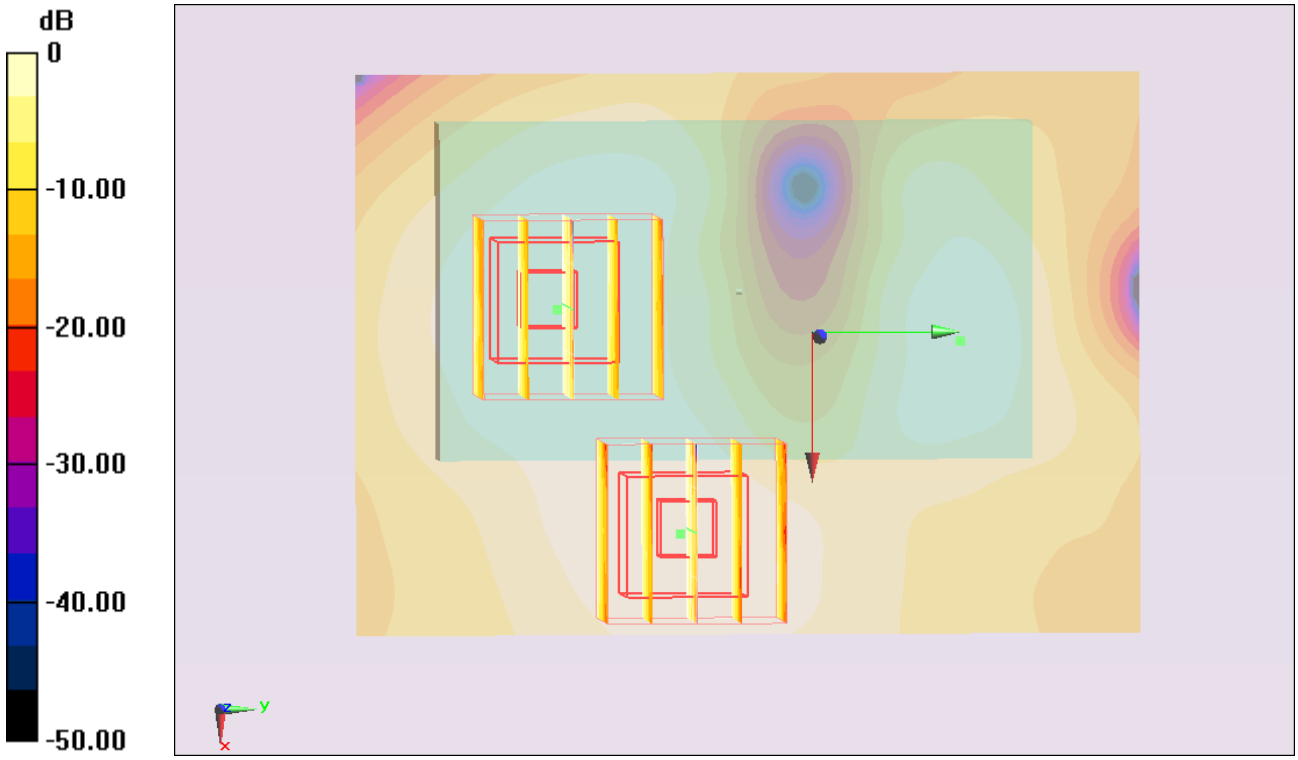

0 dB = 0.040mW/g

Test Laboratory: Sporton International Inc. SAR/HAC Testing Lab Date: 2011/9/3

#66 802.11b_Back_1cm_Ch6

DUT: 181924-03

Communication System: 802.11b; Frequency: 2437 MHz;Duty Cycle: 1:1
Medium: MSL_2450_110903 Medium parameters used: f = 2437 MHz; σ = 2.002 mho/m; ε_r = 53.854; ρ = 1000 kg/m^3
Ambient Temperature：22.4 ℃； Liquid Temperature：21.4 ℃

DASY5 Configuration:
- Probe: EX3DV4 - SN3578; ConvF(6.18, 6.18, 6.18); Calibrated: 2011/6/21
- Sensor-Surface: 4mm (Mechanical Surface Detection)
- Electronics: DAE3 Sn577; Calibrated: 2011/1/13
- Phantom: ELI v5.0; Type: QDOVA002AA; Serial: TP1127
- Measurement SW: DASY52, Version 52.6 (2); SEMCAD X Version 14.4.5 (3634)

Ch6/Area Scan (51x71x1): Measurement grid: dx=20mm, dy=20mm
Maximum value of SAR (interpolated) = 0.251 mW/g

Ch6/Zoom Scan (5x5x7)/Cube 0: Measurement grid: dx=8mm, dy=8mm, dz=5mm
Reference Value = 7.438 V/m; Power Drift = -0.02 dB
Peak SAR (extrapolated) = 0.752 W/kg
SAR(1 g) = 0.358 mW/g; SAR(10 g) = 0.164 mW/g
Maximum value of SAR (measured) = 0.382 mW/g

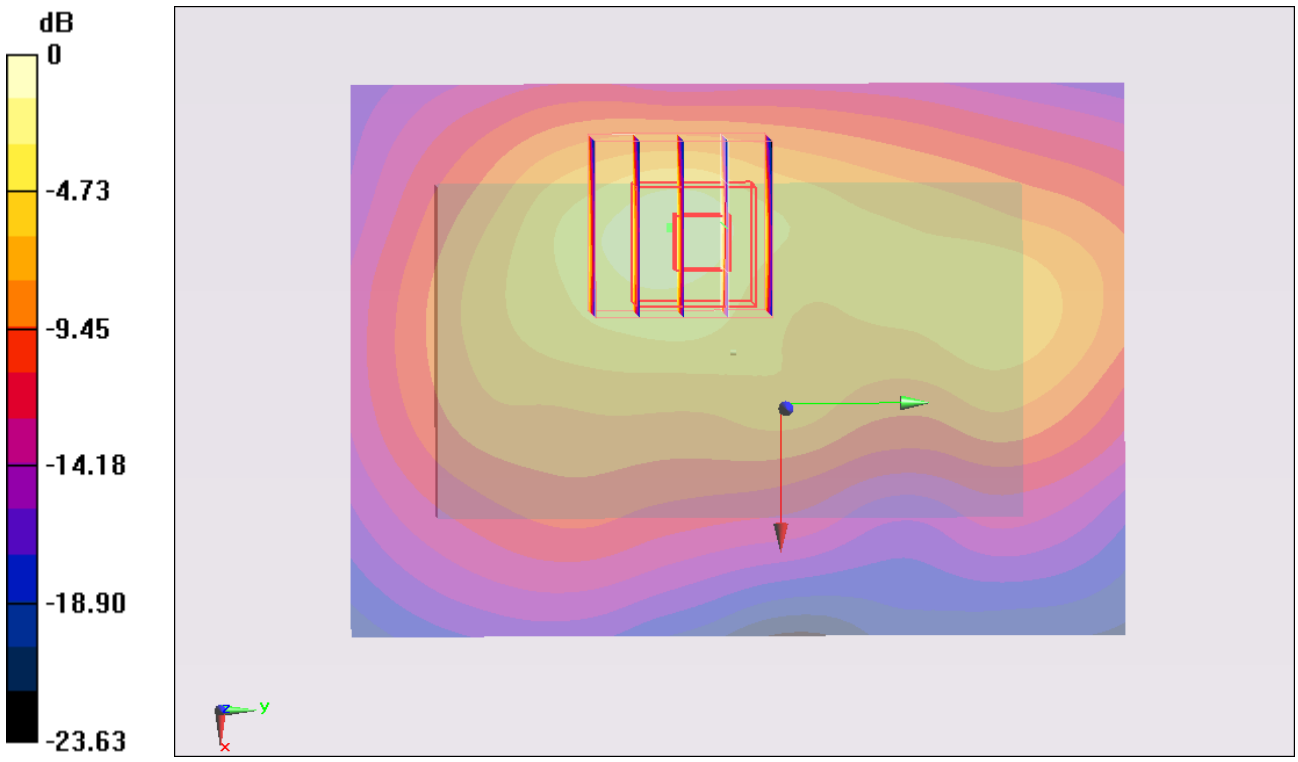

0 dB = 0.380mW/g

Test Laboratory: Sporton International Inc. SAR/HAC Testing Lab Date: 2011/9/3

#71 802.11b_Back_1cm_Ch6_Earphone

DUT: 181924-03

Communication System: 802.11b; Frequency: 2437 MHz;Duty Cycle: 1:1
Medium: MSL_2450_110903 Medium parameters used: f = 2437 MHz; σ = 2.002 mho/m; ε_r = 53.854; ρ = 1000 kg/m^3
Ambient Temperature：22.4 ℃； Liquid Temperature：21.4 ℃

DASY5 Configuration:
- Probe: EX3DV4 - SN3578; ConvF(6.18, 6.18, 6.18); Calibrated: 2011/6/21
- Sensor-Surface: 4mm (Mechanical Surface Detection)
- Electronics: DAE3 Sn577; Calibrated: 2011/1/13
- Phantom: ELI v5.0; Type: QDOVA002AA; Serial: TP1127
- Measurement SW: DASY52, Version 52.6 (2); SEMCAD X Version 14.4.5 (3634)

Ch6/Area Scan (51x71x1): Measurement grid: dx=20mm, dy=20mm
Maximum value of SAR (interpolated) = 0.346 mW/g

Ch6/Zoom Scan (5x5x7)/Cube 0: Measurement grid: dx=8mm, dy=8mm, dz=5mm
Reference Value = 7.618 V/m; Power Drift = 0.14 dB
Peak SAR (extrapolated) = 0.701 W/kg
SAR(1 g) = 0.324 mW/g; SAR(10 g) = 0.145 mW/g
Maximum value of SAR (measured) = 0.332 mW/g

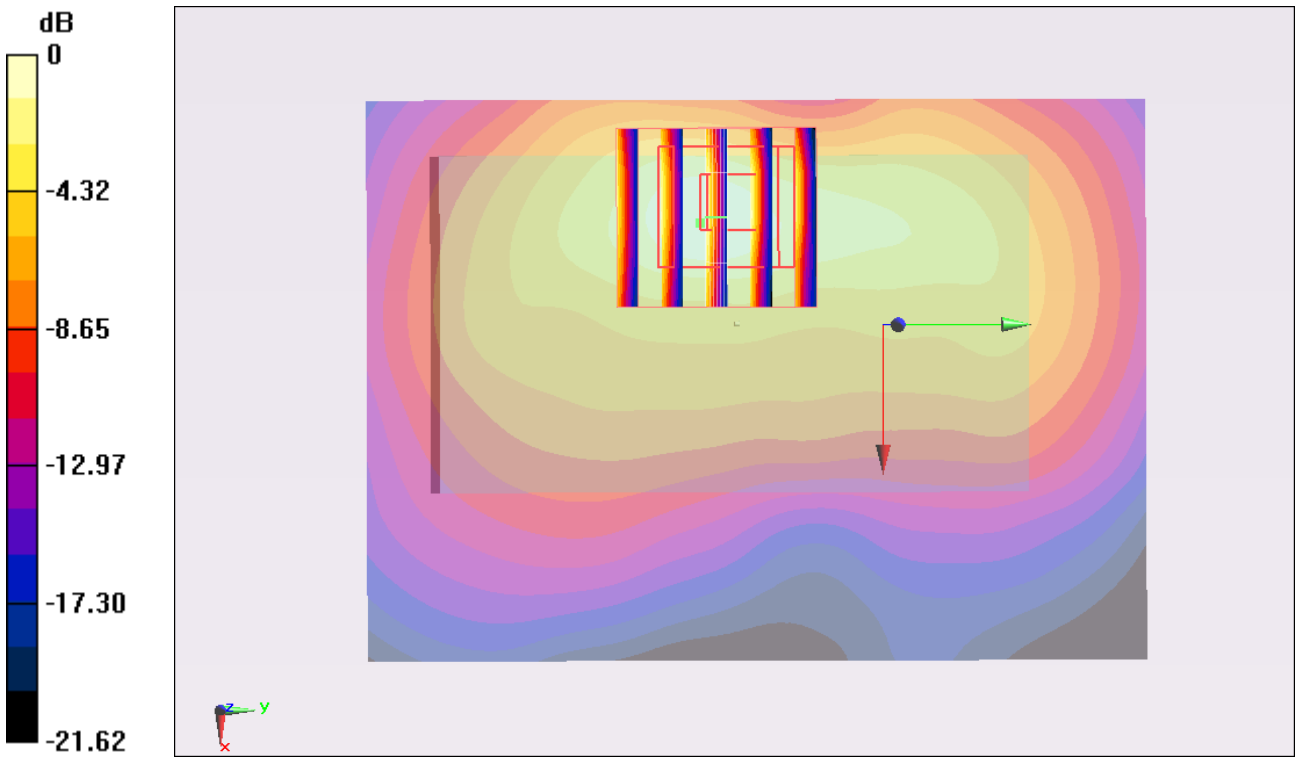

0 dB = 0.330mW/g