ELECTROMAGNETIC EMISSIONS COMPLIANCE REPORT

INTENTIONAL RADIATOR CERTIFICATION TO FCC PART 22 SUBPART H, PART 24 SUBPART E

OF

Brand Name:	**Motorola**
Model Name:	**MB865**
Model Difference:	**N/A**
FCC ID:	**IHDT56MV1**
Report No.:	**EH/2011/50034**
Issue Date:	**Jun. 16, 2011**
FCC Rule Part:	**2 , 22H & 24E**
Prepared for:	**Motorola Mobility, Inc.** **600 North U.S. Highway 45, Libertyville, IL 60048-5343**
Prepared by:	**SGS Taiwan Ltd.** **Electronics & Communication Laboratory** **No. 134, Wu Kung Rd., Wuku Industrial Zone, Taipei County, Taiwan.**

Note: *This report shall not be reproduced except in full, without the written approval of SGS Taiwan Ltd. This document may be altered or revised by SGS Taiwan Ltd. personnel only, and shall be noted in the revision section of the document.*

Unless otherwise stated the results shown in this test report refer only to the sample(s) tested and such sample(s) are retained for 90 days only.
除非另有說明，此報告結果僅對測試之樣品負責，同時此樣品僅保留90天。本報告未經本公司書面許可，不可部份複製。
This document is issued by the Company subject to its General Conditions of Service printed overleaf, available on request or accessible at www.sgs.com/terms_and_conditions.htm and, for electronic format documents, subject to Terms and Conditions for Electronic Documents at www.sgs.com/terms_e-document.htm. Attention is drawn to the limitation of liability, indemnification and jurisdiction issues defined therein. Any holder of this document is advised that information contained hereon reflects the Company's findings at the time of its intervention only and within the limits of Client's instructions, if any. The Company's sole responsibility is to its Client and this document does not exonerate parties to a transaction from exercising all their rights and obligations under the transaction documents. This document cannot be reproduced except in full, without prior written approval of the Company. Any unauthorized alteration, forgery or falsification of the content or appearance of this document is unlawful and offenders may be prosecuted to the fullest extent of the law.

VERIFICATION OF COMPLIANCE

Applicant:	Motorola Mobility, Inc. 600 North U.S. Highway 45, Libertyville, IL 60048-5343
Brand Name:	Motorola
Model No.:	MB865
Model Difference:	N/A
FCC ID:	IHDT56MV1
File Number:	EH/2011/50034
Date of test:	May. 31, 2011 ~ Jun. 08, 2011
Date of EUT Received:	May. 31, 2011

We hereby certify that:

The above equipment was tested by SGS Taiwan Ltd. Electronics & Communication Laboratory The test data, data evaluation, test procedures, and equipment configurations shown in this report were made in accordance with the procedures given in TIA/EIA-603-C-2004 and the energy emitted by the sample EUT tested as described in this report is in compliance with conducted and radiated emission limits of FCC Rule FCC PART 22 subpart H, PART 24 subpart E.

The test results of this report relate only to the tested sample identified in this report.

Test By:	Blue - Yang	***Date:***	Jun. 16, 2011
	Blue Yang / Engineer		
Prepared By:	Tiffany Kao	***Date:***	Jun. 16, 2011
	Tiffany Kao / Clerk		
Approved By:	Jim Chang	***Date:***	Jun. 16, 2011
	Jim Chang / Supervisor		

Unless otherwise stated the results shown in this test report refer only to the sample(s) tested and such sample(s) are retained for 90 days only.
除非另有說明，此報告結果僅對測試之樣品負責，同時此樣品僅保留90天。本報告未經本公司書面許可，不可部份複製。
This document is issued by the Company subject to its General Conditions of Service printed overleaf, available on request or accessible at www.sgs.com/terms_and_conditions.htm and, for electronic format documents, subject to Terms and Conditions for Electronic Documents at www.sgs.com/terms_e-document.htm. Attention is drawn to the limitation of liability, indemnification and jurisdiction issues defined therein. Any holder of this document is advised that information contained hereon reflects the Company's findings at the time of its intervention only and within the limits of Client's instructions, if any. The Company's sole responsibility is to its Client and this document does not exonerate parties to a transaction from exercising all their rights and obligations under the transaction documents. This document cannot be reproduced except in full, without prior written approval of the Company. Any unauthorized alteration, forgery or falsification of the content or appearance of this document is unlawful and offenders may be prosecuted to the fullest extent of the law.

Version

Version No.	Date	Description
00	Jun. 16, 2011	Initial creation of document

Unless otherwise stated the results shown in this test report refer only to the sample(s) tested and such sample(s) are retained for 90 days only.
除非另有說明，此報告結果僅對測試之樣品負責，同時此樣品僅保留90天。本報告未經本公司書面許可，不可部份複製。
This document is issued by the Company subject to its General Conditions of Service printed overleaf, available on request or accessible at www.sgs.com/terms_and_conditions.htm and, for electronic format documents, subject to Terms and Conditions for Electronic Documents at www.sgs.com/terms_e-document.htm. Attention is drawn to the limitation of liability, indemnification and jurisdiction issues defined therein. Any holder of this document is advised that information contained hereon reflects the Company's findings at the time of its intervention only and within the limits of Client's instructions, if any. The Company's sole responsibility is to its Client and this document does not exonerate parties to a transaction from exercising all their rights and obligations under the transaction documents. This document cannot be reproduced except in full, without prior written approval of the Company. Any unauthorized alteration, forgery or falsification of the content or appearance of this document is unlawful and offenders may be prosecuted to the fullest extent of the law.

Table of Contents

1. GENERAL PRODUCT INFORMATION 6
1.1. Related Submittal(s) / Grant (s) 9
1.2. Test Methodology 9
1.3. Test Facility 9
1.4. Special Accessories 9
1.5. Equipment Modifications 9
2. SYSTEM TEST CONFIGURATION 10
2.1. EUT Configuration 10
2.2. EUT Exercise 10
2.3. Test Procedure 10
2.4. Measurement Equipment Used: 11
2.5. Configuration of Tested System 13
3. SUMMARY OF TEST RESULTS 14
4. DESCRIPTION OF TEST MODES 15
5. RF POWER OUTPUT MEASUREMENT 16
5.1 Standard Applicable: 16
5.2 Test Set-up: 17
5.3 Measurement Procedure: 17
5.4 Measurement Equipment Used: 17
5.5 Measurement Result: 18
6. ERP, EIRP MEASUREMENT 26
6.1. Standard Applicable: 26
6.2. Test SET-UP (Block Diagram of Configuration): 26
6.3. Measurement Procedure: 28
6.4. Measurement Equipment Used: 28
6.5. Measurement Result: 29
7. 99% OCCUPIED BANDWIDTH MEASUREMENT 41
7.1. Standard Applicable: 41
7.2. Test Set-up: 41
7.3. Measurement Procedure: 41
7.4. Measurement Equipment Used: 41
7.5. Measurement Result: 42
8. OUT OF BAND EMISSION AT ANTENNA TERMINALS 56
8.1. Standard Applicable: 59

Unless otherwise stated the results shown in this test report refer only to the sample(s) tested and such sample(s) are retained for 90 days only.
除非另有說明，此報告結果僅對測試之樣品負責，同時此樣品僅保留90天。本報告未經本公司書面許可，不可部份複製。
This document is issued by the Company subject to its General Conditions of Service printed overleaf, available on request or accessible at www.sgs.com/terms_and_conditions.htm and, for electronic format documents, subject to Terms and Conditions for Electronic Documents at www.sgs.com/terms_e-document.htm. Attention is drawn to the limitation of liability, indemnification and jurisdiction issues defined therein. Any holder of this document is advised that information contained hereon reflects the Company's findings at the time of its intervention only and within the limits of Client's instructions, if any. The Company's sole responsibility is to its Client and this document does not exonerate parties to a transaction from exercising all their rights and obligations under the transaction documents. This document cannot be reproduced except in full, without prior written approval of the Company. Any unauthorized alteration, forgery or falsification of the content or appearance of this document is unlawful and offenders may be prosecuted to the fullest extent of the law.

8.2. Test SET-UP: 59
8.3. Measurement Procedure: 60
8.4. Measurement Equipment Used: 60
8.5. Measurement Result: 61

9. FIELD STRENGTH OF SPURIOUS RADIATION MEASUREMENT 77
9.1. Standard Applicable: 77
9.2. EUT Setup (Block Diagram of Configuration): 77
9.3. Measurement Procedure: 78
9.4. Measurement Equipment Used: 78
9.5. Measurement Result: 78

10. FREQUENCY STABILITY V.S. TEMPERATURE MEASUREMENT 103
10.1. Standard Applicable: 103
10.2. Test Set-up: 103
10.3. Measurement Procedure: 103
10.4. Measurement Equipment Used: 103
10.5. Measurement Result: 104

11. FREQUENCY STABILITY V.S. VOLTAGE MEASUREMENT 107
11.1. Standard Applicable: 107
11.2. Test Set-up: 107
11.3. Measurement Procedure: 107
11.4. Measurement Equipment Used: 107
11.5. Measurement Result: 108

Unless otherwise stated the results shown in this test report refer only to the sample(s) tested and such sample(s) are retained for 90 days only.
除非另有說明，此報告結果僅對測試之樣品負責，同時此樣品僅保留90天。本報告未經本公司書面許可，不可部份複製。
This document is issued by the Company subject to its General Conditions of Service printed overleaf, available on request or accessible at www.sgs.com/terms_and_conditions.htm and, for electronic format documents, subject to Terms and Conditions for Electronic Documents at www.sgs.com/terms_e-document.htm. Attention is drawn to the limitation of liability, indemnification and jurisdiction issues defined therein. Any holder of this document is advised that information contained hereon reflects the Company's findings at the time of its intervention only and within the limits of Client's instructions, if any. The Company's sole responsibility is to its Client and this document does not exonerate parties to a transaction from exercising all their rights and obligations under the transaction documents. This document cannot be reproduced except in full, without prior written approval of the Company. Any unauthorized alteration, forgery or falsification of the content or appearance of this document is unlawful and offenders may be prosecuted to the fullest extent of the law.

1. GENERAL PRODUCT INFORMATION

General:

Brand Name	Motorola	
Model Name	MB865	
Model Difference	N/A	
Data Cable (USB)	Model No.: SKN6378A, Supplier: Motorola	
SHF	Model No.: SJYN0234B, Supplier: Motorola	
Power Supply	3.8 Vdc re-chargeable battery or 5Vdc by AC/DC power adapter	
	Battery:	Model No.: SNN5892A, Supplier: Motorola
	Adapter:	Model:FMP5202C, Supplier: Motorola

Unless otherwise stated the results shown in this test report refer only to the sample(s) tested and such sample(s) are retained for 90 days only.
除非另有說明，此報告結果僅對測試之樣品負責，同時此樣品僅保留90天。本報告未經本公司書面許可，不可部份複製。
This document is issued by the Company subject to its General Conditions of Service printed overleaf, available on request or accessible at www.sgs.com/terms_and_conditions.htm and, for electronic format documents, subject to Terms and Conditions for Electronic Documents at www.sgs.com/terms_e-document.htm. Attention is drawn to the limitation of liability, indemnification and jurisdiction issues defined therein. Any holder of this document is advised that information contained hereon reflects the Company's findings at the time of its intervention only and within the limits of Client's instructions, if any. The Company's sole responsibility is to its Client and this document does not exonerate parties to a transaction from exercising all their rights and obligations under the transaction documents. This document cannot be reproduced except in full, without prior written approval of the Company. Any unauthorized alteration, forgery or falsification of the content or appearance of this document is unlawful and offenders may be prosecuted to the fullest extent of the law.

GSM and WCDMA:

Cellular Phone Standards Frequency Range and Power:	Operating Frequency	
	GSM / GPRS 850, Class 12	824 MHz– 849MHz
	EDGE 850, Class 12	824 MHz– 849MHz
	GSM / GPRS 1900, Class 12	1850MHz – 1910MHz
	EDGE 1900, Class 12	1850MHz – 1910MHz
	WCDMA/HSUPA/HSDPA Band II	1852.4MHz – 1907.6MHz
	WCDMA/HSUPA/HSDPA Band V	826.4MHz – 846.6 MHz
Hardware Version:	P3	
Software Version:	Edison-eng 2.3.3.5.5.1_79eng	
Type of Emission	GPRS 850: 245KGXW, GPRS 1900 :248KGXW EDGE 850: 245KG7W, EDGE 1900:252KG7W WCDMA Band II: 4M18F9W,HSUPA Band II: 4M17F9W WCDMA Band V: 4M17F9W,HSUPA Band V: 4M16F9W	
IMEI:	356378040035568	

Unless otherwise stated the results shown in this test report refer only to the sample(s) tested and such sample(s) are retained for 90 days only.
除非另有說明，此報告結果僅對測試之樣品負責，同時此樣品僅保留90天。本報告未經本公司書面許可，不可部份複製。
This document is issued by the Company subject to its General Conditions of Service printed overleaf, available on request or accessible at www.sgs.com/terms_and_conditions.htm and, for electronic format documents, subject to Terms and Conditions for Electronic Documents at www.sgs.com/terms_e-document.htm. Attention is drawn to the limitation of liability, indemnification and jurisdiction issues defined therein. Any holder of this document is advised that information contained hereon reflects the Company's findings at the time of its intervention only and within the limits of Client's instructions, if any. The Company's sole responsibility is to its Client and this document does not exonerate parties to a transaction from exercising all their rights and obligations under the transaction documents. This document cannot be reproduced except in full, without prior written approval of the Company. Any unauthorized alteration, forgery or falsification of the content or appearance of this document is unlawful and offenders may be prosecuted to the fullest extent of the law.
SGS Taiwan Ltd. | No.134, Wu Kung Road, Wuku Industrial Zone, Taipei County, Taiwan / 台北縣五股工業區五工路 134 號
台灣檢驗科技股份有限公司 | t (886-2) 2299-3279 f (886-2) 2298-0488 www.tw.sgs.com
Member of SGS Group

Final Amplifier Voltage and Current Information:

Test Mode	DC voltage (V)	DC current (mA)
GSM 850	3.7 Vdc	280
GSM 1900	3.7 Vdc	270
EDGE 850	3.7 Vdc	240
EDGE 1900	3.7 Vdc	230
WCDMA B2	3.7 Vdc	500
WCDMA B5	3.7 Vdc	490
HSUPA B2	3.7 Vdc	540
HUSPA B5	3.7 Vdc	510
HSDPA B2	3.7 Vdc	490
HUDPA B5	3.7 Vdc	470

This test report applies for GPRS/EDGE 850/1900, WCDMA/HSDPA/HSUPA band II/V.

Unless otherwise stated the results shown in this test report refer only to the sample(s) tested and such sample(s) are retained for 90 days only.
除非另有說明，此報告結果僅對測試之樣品負責，同時此樣品僅保留90天。本報告未經本公司書面許可，不可部份複製。
This document is issued by the Company subject to its General Conditions of Service printed overleaf, available on request or accessible at www.sgs.com/terms_and_conditions.htm and, for electronic format documents, subject to Terms and Conditions for Electronic Documents at www.sgs.com/terms_e-document.htm. Attention is drawn to the limitation of liability, indemnification and jurisdiction issues defined therein. Any holder of this document is advised that information contained hereon reflects the Company's findings at the time of its intervention only and within the limits of Client's instructions, if any. The Company's sole responsibility is to its Client and this document does not exonerate parties to a transaction from exercising all their rights and obligations under the transaction documents. This document cannot be reproduced except in full, without prior written approval of the Company. Any unauthorized alteration, forgery or falsification of the content or appearance of this document is unlawful and offenders may be prosecuted to the fullest extent of the law.

1.1. Related Submittal(s) / Grant (s)

This submittal(s) (test report) is intended for **FCC ID: IHDT56MV1** filing to comply with Section Part 22 subpart H, Part 24 subpart E of the FCC CFR 47 Rules.

1.2. Test Methodology

Both conducted and radiated testing were performed according to the procedures document of TIA/EIA 603C and FCC CFR 47.1046, 2.1047, 2.1049, 2.1051, 2.1053, 2.1055 and 2.1057.

The Output power Procedure of KDB941225 (SAR Measurement Procedures for 3G devices, WCDMA / HSDPA) was used for EUT and Base station setting.

1.3. Test Facility

The measurement facilities used to collect the 3m Radiated Emission and AC power line conducted data are located on the address of SGS Taiwan Ltd. Electronics & Communication Laboratory No. 134, Wu Kung Rd., Wuku Industrial Zone, Taipei Country, Taiwan which are constructed and calibrated to meet the FCC requirements in documents ANSI C63.4: 2003. FCC Registration Number are: 990257 and 236194, Canada Registration Number: 4620A-4

The 10 m Open Area Test Sites located on the address of SGS Taiwan Ltd. Electronics & Communication Laboratory No. 29, Pau-Tou-Tsuo Valley Chia-Pau Tsuen, Linkou Hsiang, Taipei county, which is constructed and calibrated to meet the CISPR 22/EN 55022 requirements. SGS Site No. 1(3 &10 meters) and FCC Registration Number: 94644.

All equipment is calibrated externally and traceable to SI (International System of Unit).

1.4. Special Accessories

Not available for this EUT intended for grant.

1.5. Equipment Modifications

Not available for this EUT intended for grant.

Unless otherwise stated the results shown in this test report refer only to the sample(s) tested and such sample(s) are retained for 90 days only.
除非另有說明，此報告結果僅對測試之樣品負責，同時此樣品僅保留90天。本報告未經本公司書面許可，不可部份複製。
This document is issued by the Company subject to its General Conditions of Service printed overleaf, available on request or accessible at www.sgs.com/terms_and_conditions.htm and, for electronic format documents, subject to Terms and Conditions for Electronic Documents at www.sgs.com/terms_e-document.htm. Attention is drawn to the limitation of liability, indemnification and jurisdiction issues defined therein. Any holder of this document is advised that information contained hereon reflects the Company's findings at the time of its intervention only and within the limits of Client's instructions, if any. The Company's sole responsibility is to its Client and this document does not exonerate parties to a transaction from exercising all their rights and obligations under the transaction documents. This document cannot be reproduced except in full, without prior written approval of the Company. Any unauthorized alteration, forgery or falsification of the content or appearance of this document is unlawful and offenders may be prosecuted to the fullest extent of the law.

2. SYSTEM TEST CONFIGURATION

2.1. EUT Configuration

The EUT configuration for testing is installed on RF field strength measurement to meet the Commissions requirement and operating in a manner which intends to maximize its emission characteristics in a continuous normal application.

2.2. EUT Exercise

The EUT (Transmitter) was operated in the engineering mode to fix the Tx frequency which was for the purpose of the measurements.

2.3. Test Procedure

2.3.1 AC Power Line Conducted Emissions

The EUT is placed on a turn table which is 0.8 m above ground plane. According to the requirements in Section 7 and 13 of ANSI C63.4: 2003. Conducted emissions from the EUT measured in the frequency range between 0.15 MHz and 30MHz using CISPR Quasi-Peak and Average detector mode.

2.3.2 Conducted Measurement at Antenna Port:

According to measurement procured TIA/EIA 603C, the EUT is placed on a turn table which is 0.8 m above ground plane. A low loss of RF cable was used to connect the antenna port of EUT to measurement equipment.

2.3.3 Radiated Emissions (ERP/EIRP):

The EUT is a placed on as turn table which is 80 cm above ground plane. The turn table shall rotate 360 degrees to determine the position of maximum emission level. EUT is set 3m away from the receiving antenna which varied from 1m to 4m to find out the highest emission. And also, each emission was to be maximized by changing the polarization of receiving antenna both Horizontal and Vertical. In order to find out the max. emission, the relative positions of this hand-held transmitter (EUT) was rotated through three orthogonal axes and measurement procedures for electric field radiated emissions above 1 GHz the EUT measurement is to be made “while keeping the antenna in the ‘cone of radiation’ from that area and pointed at the area both in azimuth and elevation, with polarization oriented for maximum response.” is still within the 3dB illumination BW of the measurement antenna according to the requirements in Section 2 of TIA/EIA 603C.

Unless otherwise stated the results shown in this test report refer only to the sample(s) tested and such sample(s) are retained for 90 days only.
除非另有說明，此報告結果僅對測試之樣品負責，同時此樣品僅保留90天。本報告未經本公司書面許可，不可部份複製。
This document is issued by the Company subject to its General Conditions of Service printed overleaf, available on request or accessible at www.sgs.com/terms_and_conditions.htm and, for electronic format documents, subject to Terms and Conditions for Electronic Documents at www.sgs.com/terms_e-document.htm. Attention is drawn to the limitation of liability, indemnification and jurisdiction issues defined therein. Any holder of this document is advised that information contained hereon reflects the Company's findings at the time of its intervention only and within the limits of Client's instructions, if any. The Company's sole responsibility is to its Client and this document does not exonerate parties to a transaction from exercising all their rights and obligations under the transaction documents. This document cannot be reproduced except in full, without prior written approval of the Company. Any unauthorized alteration, forgery or falsification of the content or appearance of this document is unlawful and offenders may be prosecuted to the fullest extent of the law.

2.4. Measurement Equipment Used:

Conducted Emission Test Site					
EQUIPMENT TYPE	MFR	MODEL NUMBER	SERIAL NUMBER	LAST CAL.	CAL DUE.
Spectrum Analyzer	Agilent	E4446A	MY43360126	04/19/2010	04/18/2012
Spectrum Analyzer	Agilent	E4440A	US41160416	01/23/2010	01/22/2012
Radio Communication Analyzer	R&S	CMU200	102189	05/13/2010	05/13/2012
800 – 1000MHz Filter	Micro-Tronics	BRM13462	001	01/05/2011	01/04/2012
1800 – 2000MHz Filter	Micro-Tronics	BRM13463	001	01/05/2011	01/04/2012
Temperature Chamber	TERCHY	MHG-120LF	911009	04/14/2010	04/13/2012
Temperature Chamber	GIANT FORCE	GTH-150-40-CP-AR	MAA0512-018	02/05/2010	02/04/2012
DC Block	Agilent	BLK-18	155452	07/05/2010	07/04/2011
Attenuator	Mini-Circuit	BW-S20W5	N/A	07/05/2010	07/04/2011
Attenuator	Mini-Circuit	BW-S10W5	N/A	07/05/2010	07/04/2011
Attenuator	Mini-Circuit	BW-S6W5	N/A	07/05/2010	07/04/2011
Splitter	Agilent	11636B	N/A	07/05/2010	07/04/2011
DC Power Supply	HP	6038A	2929A-07548	06/27/2010	06/26/2011
DC Power Supply	Topward	3303D	981327	10/25/2010	10/26/2012
Power Meter	Anritsu	ML2495A	1005007	02/17/2010	02/16/2012

Unless otherwise stated the results shown in this test report refer only to the sample(s) tested and such sample(s) are retained for 90 days only.
除非另有說明，此報告結果僅對測試之樣品負責，同時此樣品僅保留90天。本報告未經本公司書面許可，不可部份複製。
This document is issued by the Company subject to its General Conditions of Service printed overleaf, available on request or accessible at www.sgs.com/terms_and_conditions.htm and, for electronic format documents, subject to Terms and Conditions for Electronic Documents at www.sgs.com/terms_e-document.htm. Attention is drawn to the limitation of liability, indemnification and jurisdiction issues defined therein. Any holder of this document is advised that information contained hereon reflects the Company's findings at the time of its intervention only and within the limits of Client's instructions, if any. The Company's sole responsibility is to its Client and this document does not exonerate parties to a transaction from exercising all their rights and obligations under the transaction documents. This document cannot be reproduced except in full, without prior written approval of the Company. Any unauthorized alteration, forgery or falsification of the content or appearance of this document is unlawful and offenders may be prosecuted to the fullest extent of the law.

ERP, EIRP MEASUREMENT EQUIPMENT List 966 Chamber					
EQUIPMENT TYPE	MFR	MODEL NUMBER	SERIAL NUMBER	LAST CAL.	CAL DUE.
Spectrum Analyzer	R&S	FSP 40	100034	02/12/2010	02/11/2012
Bilog Antenna	SCHWAZBECK	VULB9160	9160-3136	11/15/2009	11/14/2011
Dipole Antenna	SCHWAZBECK	VHAP	908/909	07/10/2010	07/09/2012
Dipole Antenna	SCHWAZBECK	UHAP	891/892	07/10/2010	07/09/2012
Hor.n antenna	SCHWAZBECK	BBHA 9120D	309	01/22/2010	01/21/2012
Horn antenna	SCHWAZBECK	BBHA 9120D	9120D-673	05/09/2010	05/08/2012
Signal Generator	R&S	SMR40	100210	01/22/2010	01/21/2012
Signal Generator	Agilent	E4438C	MY45093613	06/11/2010	06/10/2011
Pre-Amplifier	Agilent	8447D	1937A02834	01/05/2011	01/04/2012
Pre-Amplifier	Agilent	8449B	3008A01973	01/05/2011	01/04/2012
Attenuator	Mini-Circuit	BW-S20W5	001	07/05/2010	07/04/2011
Attenuator	Mini-Circuit	BW-S10W5	001	07/05/2010	07/04/2011
Attenuator	Mini-Circuit	BW-S6W5	001	07/05/2010	07/04/2011
Radio Communication Analyzer	R&S	CMU200	102189	05/13/2010	05/12/2012
Turn Table	HD	DT420	N/A	N.C.R	N.C.R
Antenna Tower	HD	MA240-N	240/657	N.C.R	N.C.R
Controller	HD	HD100	N/A	N.C.R	N.C.R
Low Loss Cable	HUBER+SUHNER	SUCOFLEX 104PEA-10M	10m	01/05/2011	01/04/2012
Low Loss Cable	HUBER+SUHNER	SUCOFLEX 104PEA-3M	3m	01/05/2011	01/04/2012
3m Site	SGS	966 chamber	N/A	11/09/2010	11/08/2011

Unless otherwise stated the results shown in this test report refer only to the sample(s) tested and such sample(s) are retained for 90 days only.
除非另有說明，此報告結果僅對測試之樣品負責，同時此樣品僅保留90天。本報告未經本公司書面許可，不可部份複製。
This document is issued by the Company subject to its General Conditions of Service printed overleaf, available on request or accessible at www.sgs.com/terms_and_conditions.htm and, for electronic format documents, subject to Terms and Conditions for Electronic Documents at www.sgs.com/terms_e-document.htm. Attention is drawn to the limitation of liability, indemnification and jurisdiction issues defined therein. Any holder of this document is advised that information contained hereon reflects the Company's findings at the time of its intervention only and within the limits of Client's instructions, if any. The Company's sole responsibility is to its Client and this document does not exonerate parties to a transaction from exercising all their rights and obligations under the transaction documents. This document cannot be reproduced except in full, without prior written approval of the Company. Any unauthorized alteration, forgery or falsification of the content or appearance of this document is unlawful and offenders may be prosecuted to the fullest extent of the law.

2.5. Configuration of Tested System

Fig. 2-1 Configuration of Tested System (Fixed Channel)

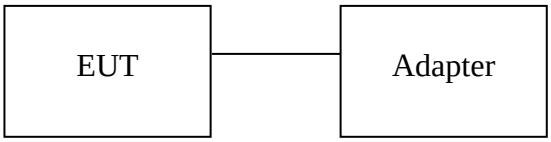

Table 2-1 Equipment Used in Tested System

Item	Equipment	Mfr/Brand	Model/ Type No.	Series No.	Data Cable	Power Cord
1.	N/A					

Unless otherwise stated the results shown in this test report refer only to the sample(s) tested and such sample(s) are retained for 90 days only.
除非另有說明，此報告結果僅對測試之樣品負責，同時此樣品僅保留90天。本報告未經本公司書面許可，不可部份複製。
This document is issued by the Company subject to its General Conditions of Service printed overleaf, available on request or accessible at www.sgs.com/terms_and_conditions.htm and, for electronic format documents, subject to Terms and Conditions for Electronic Documents at www.sgs.com/terms_e-document.htm. Attention is drawn to the limitation of liability, indemnification and jurisdiction issues defined therein. Any holder of this document is advised that information contained hereon reflects the Company's findings at the time of its intervention only and within the limits of Client's instructions, if any. The Company's sole responsibility is to its Client and this document does not exonerate parties to a transaction from exercising all their rights and obligations under the transaction documents. This document cannot be reproduced except in full, without prior written approval of the Company. Any unauthorized alteration, forgery or falsification of the content or appearance of this document is unlawful and offenders may be prosecuted to the fullest extent of the law.

3. SUMMARY OF TEST RESULTS

FCC Rules	Description Of Test	Result
§2.1046(a)	RF Power Output	Compliant
§2.1046(a) §22.913(a)(2) §24.232(c)	ERP/ EIRP measurement	Compliant
§2.1049(h)	99% Occupied Bandwidth	Compliant
§2.1051 §22.917(a) §24.238(a)	Out of Band Emissions at Antenna Terminals and Band Edge	Compliant
§2.1053 §22.917(a) §24.238(a)	Field Strength of Spurious Radiation	Compliant
§2.1055(a)(1) §22.355 §24.235	Frequency Stability vs. Temperature	Compliant
§2.1055(d)(2) §22.355 §24.235	Frequency Stability vs. Voltage	Compliant

Max ERP/EIRP measurement result:

	dBm		W
GSM 850 Band	30.50	ERP	1.122
GSM 1900 Band	27.02	EIRP	0.504
GPRS 850 Band	31.74	ERP	1.493
GPRS 1900 Band	27.54	EIRP	0.568
EDGE 850 Band	30.95	ERP	1.245
EDGE 1900 Band	27.59	EIRP	0.574
WCDMA Band II	21.02	EIRP	0.126
WCDMA Band V	17.49	ERP	0.056
HSDPA Band II	23.12	EIRP	0.205
HSDPA Band V	18.49	ERP	0.071
HSUPA Band II	21.66	EIRP	0.147
HSUPA Band V	17.26	ERP	0.053

Unless otherwise stated the results shown in this test report refer only to the sample(s) tested and such sample(s) are retained for 90 days only.
除非另有說明，此報告結果僅對測試之樣品負責，同時此樣品僅保留90天。本報告未經本公司書面許可，不可部份複製。
This document is issued by the Company subject to its General Conditions of Service printed overleaf, available on request or accessible at www.sgs.com/terms_and_conditions.htm and, for electronic format documents, subject to Terms and Conditions for Electronic Documents at www.sgs.com/terms_e-document.htm. Attention is drawn to the limitation of liability, indemnification and jurisdiction issues defined therein. Any holder of this document is advised that information contained hereon reflects the Company's findings at the time of its intervention only and within the limits of Client's instructions, if any. The Company's sole responsibility is to its Client and this document does not exonerate parties to a transaction from exercising all their rights and obligations under the transaction documents. This document cannot be reproduced except in full, without prior written approval of the Company. Any unauthorized alteration, forgery or falsification of the content or appearance of this document is unlawful and offenders may be prosecuted to the fullest extent of the law.

4. DESCRIPTION OF TEST MODES

The EUT has been tested under operating condition.

EUT staying in continuous transmitting mode. Channel Low, Mid and High for each type band with rated data rate were chosen for full testing.

The field strength of spurious radiation emission was measured as EUT for GPRS/EDGE and WCDMA, HSDPA, HSUPA Band II/V were reported and HSDPA will be choose for worst case.

Unless otherwise stated the results shown in this test report refer only to the sample(s) tested and such sample(s) are retained for 90 days only.
除非另有說明，此報告結果僅對測試之樣品負責，同時此樣品僅保留90天。本報告未經本公司書面許可，不可部份複製。
This document is issued by the Company subject to its General Conditions of Service printed overleaf, available on request or accessible at www.sgs.com/terms_and_conditions.htm and, for electronic format documents, subject to Terms and Conditions for Electronic Documents at www.sgs.com/terms_e-document.htm. Attention is drawn to the limitation of liability, indemnification and jurisdiction issues defined therein. Any holder of this document is advised that information contained hereon reflects the Company's findings at the time of its intervention only and within the limits of Client's instructions, if any. The Company's sole responsibility is to its Client and this document does not exonerate parties to a transaction from exercising all their rights and obligations under the transaction documents. This document cannot be reproduced except in full, without prior written approval of the Company. Any unauthorized alteration, forgery or falsification of the content or appearance of this document is unlawful and offenders may be prosecuted to the fullest extent of the law.

5. RF POWER OUTPUT MEASUREMENT

5.1 Standard Applicable:

According to FCC §2.1046.

FCC 22.913(a) Mobile station are limited to 7W.

FCC 24.232(c) Peak Power Measurement

3GPP Power limitation for HSDPA and HSUPA

Maximum Output Powers for HSDPA

Sub-test in table C.10.1.4	Power Class 3		Power Class 4	
	Power (dBm)	Tol (dB)	Power (dBm)	Tol (dB)
1	+24	+1.7/-3.7	+21	+2.7/-2.7
2	+24	+1.7/-3.7	+21	+2.7/-2.7
3	+23.5	+2.2/-3.7	+20.5	+3.2/-2.7
4	+23.5	+2.2/-3.7	+20.5	+3.2/-2.7

Maximum Output Powers for HSUPA

Sub-test in table C.11.1.3	Power Class 3		Power Class 4	
	Power (dBm)	Tol (dB)	Power (dBm)	Tol (dB)
1	+24	+1.7/-6.7	+21	+2.7/-5.7
2	+22	+3.7/-5.2	+19	+4.7/-4.2
3	+23	+2.7/-5.2	+20	+3.7/-4.2
4	+22	+3.7/-5.2	+19	+4.7/-4.2
5	+24	+1.7/-6.7	+21	+2.7/-5.7

Unless otherwise stated the results shown in this test report refer only to the sample(s) tested and such sample(s) are retained for 90 days only.
除非另有說明，此報告結果僅對測試之樣品負責，同時此樣品僅保留90天。本報告未經本公司書面許可，不可部份複製。
This document is issued by the Company subject to its General Conditions of Service printed overleaf, available on request or accessible at www.sgs.com/terms_and_conditions.htm and, for electronic format documents, subject to Terms and Conditions for Electronic Documents at www.sgs.com/terms_e-document.htm. Attention is drawn to the limitation of liability, indemnification and jurisdiction issues defined therein. Any holder of this document is advised that information contained hereon reflects the Company's findings at the time of its intervention only and within the limits of Client's instructions, if any. The Company's sole responsibility is to its Client and this document does not exonerate parties to a transaction from exercising all their rights and obligations under the transaction documents. This document cannot be reproduced except in full, without prior written approval of the Company. Any unauthorized alteration, forgery or falsification of the content or appearance of this document is unlawful and offenders may be prosecuted to the fullest extent of the law.

5.2 Test Set-up:

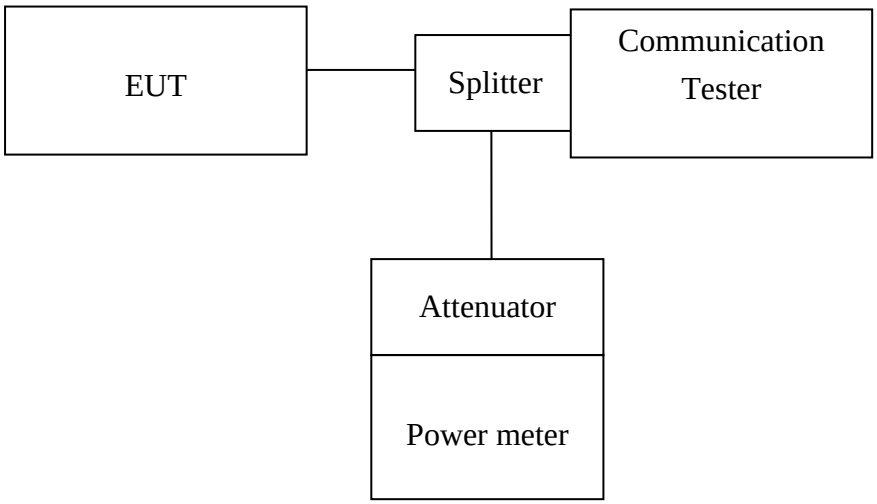

Note: *Measurement setup for testing on Antenna connector*

5.3 Measurement Procedure:

The transmitter output was connected to a calibrated attenuator, the other end of which was connected to a power meter. Transmitter output was read off the power meter in dBm. The power output at the transmitter antenna port was determined by adding the value of the attenuator to the power meter reading. The Procedure of KDB941225(SAR Measurement Procedures for 3G devices, WCDMA/HSDPA) was used for EUT and Base station setting.RMC 12.2kps is used for this testing

5.4 Measurement Equipment Used:

Refer to section 2.4 in this report

Unless otherwise stated the results shown in this test report refer only to the sample(s) tested and such sample(s) are retained for 90 days only.
除非另有說明，此報告結果僅對測試之樣品負責，同時此樣品僅保留90天。本報告未經本公司書面許可，不可部份複製。
This document is issued by the Company subject to its General Conditions of Service printed overleaf, available on request or accessible at www.sgs.com/terms_and_conditions.htm and, for electronic format documents, subject to Terms and Conditions for Electronic Documents at www.sgs.com/terms_e-document.htm. Attention is drawn to the limitation of liability, indemnification and jurisdiction issues defined therein. Any holder of this document is advised that information contained hereon reflects the Company's findings at the time of its intervention only and within the limits of Client's instructions, if any. The Company's sole responsibility is to its Client and this document does not exonerate parties to a transaction from exercising all their rights and obligations under the transaction documents. This document cannot be reproduced except in full, without prior written approval of the Company. Any unauthorized alteration, forgery or falsification of the content or appearance of this document is unlawful and offenders may be prosecuted to the fullest extent of the law.

5.5 Measurement Result:

5.1 RF Conducted Output Power

5.1.1.: GPRS/EDGE (GMSK; 8-PSK)

Result:

EUT Mode	Frequency (MHz)	CH	Peak Power (dBm)	Average Power (dBm)
GSM 850 (Class 12)	824.2	128	33.40	33.30
	836.6	190	33.40	33.30
	848.8	251	33.40	33.20

EUT Mode	Frequency (MHz)	CH	Peak Power (1TS) (dBm)	Peak Power (2TS) (dBm)	Peak Power (3TS) (dBm)	Peak Power (4TS) (dBm)
GPRS 850 (Class 12)	824.2	128	33.40	31.20	29.20	27.20
	836.6	190	33.40	31.20	29.20	27.20
	848.8	251	33.40	31.20	29.10	27.20

EUT Mode	Frequency (MHz)	CH	Average Power (1TS) (dBm)	Average Power (2TS) (dBm)	Average Power (3TS) (dBm)	Average Power (4TS) (dBm)
GPRS 850 (Class 12)	824.2	128	33.20	31.00	29.00	27.00
	836.6	190	33.30	31.00	29.00	27.10
	848.8	251	33.20	31.00	29.00	27.00

EUT Mode	Frequency (MHz)	CH	Peak Power (1TS) (dBm)	Peak Power (2TS) (dBm)	Peak Power (3TS) (dBm)	Peak Power (4TS) (dBm)
EDGE 850 (Class 12)	824.2	128	31.00	28.90	26.80	24.80
	836.6	190	31.00	29.00	26.90	24.90
	848.8	251	31.00	29.00	26.90	24.80

Unless otherwise stated the results shown in this test report refer only to the sample(s) tested and such sample(s) are retained for 90 days only.
除非另有說明，此報告結果僅對測試之樣品負責，同時此樣品僅保留90天。本報告未經本公司書面許可，不可部份複製。
This document is issued by the Company subject to its General Conditions of Service printed overleaf, available on request or accessible at www.sgs.com/terms_and_conditions.htm and, for electronic format documents, subject to Terms and Conditions for Electronic Documents at www.sgs.com/terms_e-document.htm. Attention is drawn to the limitation of liability, indemnification and jurisdiction issues defined therein. Any holder of this document is advised that information contained hereon reflects the Company's findings at the time of its intervention only and within the limits of Client's instructions, if any. The Company's sole responsibility is to its Client and this document does not exonerate parties to a transaction from exercising all their rights and obligations under the transaction documents. This document cannot be reproduced except in full, without prior written approval of the Company. Any unauthorized alteration, forgery or falsification of the content or appearance of this document is unlawful and offenders may be prosecuted to the fullest extent of the law.

EUT Mode	Frequency (MHz)	CH	Average Power (1TS) (dBm)	Average Power (2TS) (dBm)	Average Power (3TS) (dBm)	Average Power (4TS) (dBm)
EDGE 850 (Class 12)	824.2	128	27.80	25.80	23.70	21.70
	836.6	190	27.80	25.90	23.70	21.70
	848.8	251	27.80	25.80	23.70	21.70

EUT Mode	Frequency (MHz)	CH	Peak Power (dBm)	Average Power (dBm)
GSM 1900 (Class 12)	1850.2	512	30.90	30.70
	1880.0	661	30.80	30.70
	1909.8	810	31.00	30.90

EUT Mode	Frequency (MHz)	CH	Peak Power (1TS) (dBm)	Peak Power (2TS) (dBm)	Peak Power (3TS) (dBm)	Peak Power (4TS) (dBm)
GPRS 1900 (Class 12)	1850.2	512	30.90	28.90	26.80	24.80
	1880.0	661	30.80	28.90	26.80	24.90
	1909.8	810	31.00	29.00	27.00	25.00

EUT Mode	Frequency (MHz)	CH	Average Power (1TS) (dBm)	Average Power (2TS) (dBm)	Average Power (3TS) (dBm)	Average Power (4TS) (dBm)
GPRS 1900 (Class 12)	1850.2	512	30.70	28.80	26.70	24.70
	1880.0	661	30.70	28.70	26.70	24.70
	1909.8	810	30.90	28.90	26.80	24.90

Unless otherwise stated the results shown in this test report refer only to the sample(s) tested and such sample(s) are retained for 90 days only.
除非另有說明，此報告結果僅對測試之樣品負責，同時此樣品僅保留90天。本報告未經本公司書面許可，不可部份複製。
This document is issued by the Company subject to its General Conditions of Service printed overleaf, available on request or accessible at www.sgs.com/terms_and_conditions.htm and, for electronic format documents, subject to Terms and Conditions for Electronic Documents at www.sgs.com/terms_e-document.htm. Attention is drawn to the limitation of liability, indemnification and jurisdiction issues defined therein. Any holder of this document is advised that information contained hereon reflects the Company's findings at the time of its intervention only and within the limits of Client's instructions, if any. The Company's sole responsibility is to its Client and this document does not exonerate parties to a transaction from exercising all their rights and obligations under the transaction documents. This document cannot be reproduced except in full, without prior written approval of the Company. Any unauthorized alteration, forgery or falsification of the content or appearance of this document is unlawful and offenders may be prosecuted to the fullest extent of the law.

EUT Mode	Frequency (MHz)	CH	Peak Power (1TS) (dBm)	Peak Power (2TS) (dBm)	Peak Power (3TS) (dBm)	Peak Power (4TS) (dBm)
EDGE 1900 (Class 12)	1850.2	512	30.00	28.10	26.10	24.10
	1880.0	661	30.10	28.20	26.10	24.10
	1909.8	810	30.20	28.30	26.30	24.30

EUT Mode	Frequency (MHz)	CH	Average Power (1TS) (dBm)	Average Power (2TS) (dBm)	Average Power (3TS) (dBm)	Average Power (4TS) (dBm)
EDGE 1900 (Class 12)	1850.2	512	26.90	25.00	22.90	20.90
	1880.0	661	26.90	25.00	23.00	21.00
	1909.8	810	27.10	25.10	23.10	21.20

Unless otherwise stated the results shown in this test report refer only to the sample(s) tested and such sample(s) are retained for 90 days only.
除非另有說明，此報告結果僅對測試之樣品負責，同時此樣品僅保留90天。本報告未經本公司書面許可，不可部份複製。
This document is issued by the Company subject to its General Conditions of Service printed overleaf, available on request or accessible at www.sgs.com/terms_and_conditions.htm and, for electronic format documents, subject to Terms and Conditions for Electronic Documents at www.sgs.com/terms_e-document.htm. Attention is drawn to the limitation of liability, indemnification and jurisdiction issues defined therein. Any holder of this document is advised that information contained hereon reflects the Company's findings at the time of its intervention only and within the limits of Client's instructions, if any. The Company's sole responsibility is to its Client and this document does not exonerate parties to a transaction from exercising all their rights and obligations under the transaction documents. This document cannot be reproduced except in full, without prior written approval of the Company. Any unauthorized alteration, forgery or falsification of the content or appearance of this document is unlawful and offenders may be prosecuted to the fullest extent of the law.

5.5.1.2: WCDMA mode

The following tests were completed according to the test requirements outlined in section 5.2 of the 3GPP TS34.121-1 V8.4.0 specification. The EUT supports power Class 3, which has a nominal maximum output power of 24 dBm (+1/-3). RMC 12.2kps is used for this testing.

Results:

EUT Mode	Frequency (MHz)	CH	Peak Power (dBm)	Avg Power (dBm)
WCDMA Band II	1852.4	9262	26.05	23.83
	1880.0	9400	26.22	23.73
	1907.6	9538	25.93	23.63

EUT Mode	Frequency (MHz)	CH	Peak Power (dBm)	Avg Power (dBm)
WCDMA Band V	826.40	4132	26.73	23.78
	836.60	4183	26.83	23.91
	846.60	4233	26.62	23.72

Note: The results above reflect max power with all up bits.

Unless otherwise stated the results shown in this test report refer only to the sample(s) tested and such sample(s) are retained for 90 days only.
除非另有說明，此報告結果僅對測試之樣品負責，同時此樣品僅保留90天。本報告未經本公司書面許可，不可部份複製。
This document is issued by the Company subject to its General Conditions of Service printed overleaf, available on request or accessible at www.sgs.com/terms_and_conditions.htm and, for electronic format documents, subject to Terms and Conditions for Electronic Documents at www.sgs.com/terms_e-document.htm. Attention is drawn to the limitation of liability, indemnification and jurisdiction issues defined therein. Any holder of this document is advised that information contained hereon reflects the Company's findings at the time of its intervention only and within the limits of Client's instructions, if any. The Company's sole responsibility is to its Client and this document does not exonerate parties to a transaction from exercising all their rights and obligations under the transaction documents. This document cannot be reproduced except in full, without prior written approval of the Company. Any unauthorized alteration, forgery or falsification of the content or appearance of this document is unlawful and offenders may be prosecuted to the fullest extent of the law.

5.5.13: HSDPA Release 6 mode

The following 4 Sub-Tests were completed according to the test requirements outlined in section 5.2A of the 3GPP TS34.121-1 V8.4.0 specification. All TX power requirements for Power Class 3 were met according to table 5.2AA.5 and 5.2B.5 All UE channels and power ratio's are set according to table C10.1.4 & C11.1.3 in the 3GPP TS34.121-1 V8.4.0. RMC 12.2kps is used for this testing

HSDPA SUB-TEST Setting

Table C.10.1.4: β values for transmitter characteristics tests with HS-DPCCH(FOR HSDPA)

Sub-test	β_c	β_d	β_d *(SF)*	β_c/β_d	β_{HS} *(Note1, Note 2)*	CM (dB) *(Note 3)*	MPR (dB) *(Note 3)*	RMC (Kbps)
1	2/15	15/15	64	2/15	4/15	0.0	0.0	12.2
2	12/15 *(Note 4)*	15/15 *(Note 4)*	64	12/15 *(Note 4)*	24/15	1.0	0.0	12.2
3	15/15	8/15	64	15/8	30/15	1.5	0.5	12.2
4	15/15	4/15	64	15/4	30/15	1.5	0.5	12.2

Note: The recommended HSDPA MPRs are implemented as per following sub-tests.

Results:

Mode	Sub-test	RMS Power (dBm) Channel			Power Class 3 Limitation (dBm)	Comments
		9262	9400	9538		
HSDPA B2	1	24.00	23.62	23.49	20.3dBm – 25.7dBm	Pass
	2	23.71	23.59	23.48	20.3dBm – 25.7dBm	Pass
	3	23.52	23.17	22.96	19.8dBm – 25.7dBm	Pass
	4	23.59	23.18	23.08	19.8dBm – 25.7dBm	Pass

Results:

Mode	Sub-test	RMS Power (dBm) Channel			Power Class 3 Limitation (dBm)	Comments
		4132	4172	4233		
HSDPA B5	1	23.57	23.77	23.84	20.3dBm – 25.7dBm	Pass
	2	23.71	23.80	23.59	20.3dBm – 25.7dBm	Pass
	3	23.11	23.29	23.35	19.8dBm – 25.7dBm	Pass
	4	23.16	23.33	23.41	19.8dBm – 25.7dBm	Pass

Unless otherwise stated the results shown in this test report refer only to the sample(s) tested and such sample(s) are retained for 90 days only.
除非另有說明，此報告結果僅對測試之樣品負責，同時此樣品僅保留90天。本報告未經本公司書面許可，不可部份複製。
This document is issued by the Company subject to its General Conditions of Service printed overleaf, available on request or accessible at www.sgs.com/terms_and_conditions.htm and, for electronic format documents, subject to Terms and Conditions for Electronic Documents at www.sgs.com/terms_e-document.htm. Attention is drawn to the limitation of liability, indemnification and jurisdiction issues defined therein. Any holder of this document is advised that information contained hereon reflects the Company's findings at the time of its intervention only and within the limits of Client's instructions, if any. The Company's sole responsibility is to its Client and this document does not exonerate parties to a transaction from exercising all their rights and obligations under the transaction documents. This document cannot be reproduced except in full, without prior written approval of the Company. Any unauthorized alteration, forgery or falsification of the content or appearance of this document is unlawful and offenders may be prosecuted to the fullest extent of the law.

5.5.1.4: HSPA (HSDPA & HSUPA) Release 6 mode

The following 5 Sub-Tests were completed according to the test requirements outlined in section 5.2A of the 3GPP TS34.121-1 V8.4.0 specification. All TX power requirements for Power Class 3 were met according to table 5.2AA.5 and 5.2B.5 All UE channels and power ratio's are set according to table C11.1.3 in the 3GPP TS34.121-1 V8.4.0. RMC 12.2kps is used for this testing

HSPA SUB-TEST Setting

Table C.11.1.3: β values for transmitter characteristics tests with HS-DPCCH and E-DCH(FOR HSUPA)

Sub-test	β_c	β_d	β_d (SF)	β_c/β_d	β_{HS}	β_{ec}	β_{ed}	β_{ed} (SF)	β_{ed} (Codes)	CM (dB)	MPR (dB)	AG Index	E-TFCI	RMC (Kbps)
1	11/15 (Note 3)	15/15 (Note 3)	64	11/15 (Note 3)	22/15	209/225	1309/225	4	1	1.0	0.0	20	75	12.2
2	6/15	15/15	64	6/15	12/15	12/15	94/75	4	1	3.0	2.0	12	67	12.2
3	15/15	9/15	64	15/9	30/15	30/15	$\beta_{ed}1$: 47/15 $\beta_{ed}2$: 47/15	4 4	2	2.0	1.0	15	92	12.2
4	2/15	15/15	64	2/15	4/15	2/15	56/75	4	1	3.0	2.0	17	71	12.2
5	15/15 (Note 4)	15/15 (Note 4)	64	15/15 (Note 4)	30/15	24/15	134/15	4	1	1.0	0.0	21	81	12.2

Unless otherwise stated the results shown in this test report refer only to the sample(s) tested and such sample(s) are retained for 90 days only.
除非另有說明，此報告結果僅對測試之樣品負責，同時此樣品僅保留90天。本報告未經本公司書面許可，不可部份複製。
This document is issued by the Company subject to its General Conditions of Service printed overleaf, available on request or accessible at www.sgs.com/terms_and_conditions.htm and, for electronic format documents, subject to Terms and Conditions for Electronic Documents at www.sgs.com/terms_e-document.htm. Attention is drawn to the limitation of liability, indemnification and jurisdiction issues defined therein. Any holder of this document is advised that information contained hereon reflects the Company's findings at the time of its intervention only and within the limits of Client's instructions, if any. The Company's sole responsibility is to its Client and this document does not exonerate parties to a transaction from exercising all their rights and obligations under the transaction documents. This document cannot be reproduced except in full, without prior written approval of the Company. Any unauthorized alteration, forgery or falsification of the content or appearance of this document is unlawful and offenders may be prosecuted to the fullest extent of the law.

Note: The recommended HSUPA are implemented as per following sub-tests.

Results:

Mode	Sub-test	RMS Power (dBm) Channel			Power Class 3 Limitation (dBm)	Comments
		9262	9400	9538		
HSUPA B2	1	23.75	23.71	23.57	17.3dBm – 25.7dBm	Pass
	2	21.80	21.78	21.61	16.8dBm – 25.7dBm	Pass
	3	22.81	22.73	22.65	17.8dBm – 25.7dBm	Pass
	4	21.93	21.83	21.65	16.8dBm – 25.7dBm	Pass
	5	23.64	23.57	23.48	17.3dBm – 25.7dBm	Pass

Results:

Mode	Sub-test	RMS Power (dBm) Channel			Power Class 3 Limitation (dBm)	Comments
		4132	4172	4233		
HSUPA B5	1	23.74	23.84	23.64	17.3dBm – 25.7dBm	Pass
	2	21.80	21.92	21.68	16.8dBm – 25.7dBm	Pass
	3	22.78	22.90	22.72	17.8dBm – 25.7dBm	Pass
	4	21.85	21.98	21.76	16.8dBm – 25.7dBm	Pass
	5	23.60	23.67	23.53	17.3dBm – 25.7dBm	Pass

Unless otherwise stated the results shown in this test report refer only to the sample(s) tested and such sample(s) are retained for 90 days only.
除非另有說明，此報告結果僅對測試之樣品負責，同時此樣品僅保留90天。本報告未經本公司書面許可，不可部份複製。
This document is issued by the Company subject to its General Conditions of Service printed overleaf, available on request or accessible at www.sgs.com/terms_and_conditions.htm and, for electronic format documents, subject to Terms and Conditions for Electronic Documents at www.sgs.com/terms_e-document.htm. Attention is drawn to the limitation of liability, indemnification and jurisdiction issues defined therein. Any holder of this document is advised that information contained hereon reflects the Company's findings at the time of its intervention only and within the limits of Client's instructions, if any. The Company's sole responsibility is to its Client and this document does not exonerate parties to a transaction from exercising all their rights and obligations under the transaction documents. This document cannot be reproduced except in full, without prior written approval of the Company. Any unauthorized alteration, forgery or falsification of the content or appearance of this document is unlawful and offenders may be prosecuted to the fullest extent of the law.

5.5.2 Maximum Power Reduction: GPRS1900 band

PCL	0	1	2	3	4	5	6	7	8	
Output power (dBm)	30.8	27.7	25.7	23.8	21.6	19.6	17.8	15.8	13.9	
PCL	**9**	**10**	**11**	**12**	**13**	**14**	**15**			
Output power (dBm)	11.8	9.8	7.5	6.1	4.1	2.4	0.2			

Note: The EUT output power was controlled by simulator. Set Communication Tester CMU200 PCL as above, and get the mobile phone output power reading.

WCDMA/HSDPA band II / V

The EUT output power was controlled by simulator. Set Communication Tester CMU200 function key “UE Power Control” and enter max rated power 24dBm. The EUT is going to be set to max output power to 24dBm. then record the read(see page 19 for measurement data) . The min. power was measures by a function key “minimum power” then record the read. It is -52.5dBm. The power variation can be 0.1dB step by setting.

Unless otherwise stated the results shown in this test report refer only to the sample(s) tested and such sample(s) are retained for 90 days only.
除非另有說明，此報告結果僅對測試之樣品負責，同時此樣品僅保留90天。本報告未經本公司書面許可，不可部份複製。
This document is issued by the Company subject to its General Conditions of Service printed overleaf, available on request or accessible at www.sgs.com/terms_and_conditions.htm and, for electronic format documents, subject to Terms and Conditions for Electronic Documents at www.sgs.com/terms_e-document.htm. Attention is drawn to the limitation of liability, indemnification and jurisdiction issues defined therein. Any holder of this document is advised that information contained hereon reflects the Company's findings at the time of its intervention only and within the limits of Client's instructions, if any. The Company's sole responsibility is to its Client and this document does not exonerate parties to a transaction from exercising all their rights and obligations under the transaction documents. This document cannot be reproduced except in full, without prior written approval of the Company. Any unauthorized alteration, forgery or falsification of the content or appearance of this document is unlawful and offenders may be prosecuted to the fullest extent of the law.

6. ERP, EIRP MEASUREMENT

6.1. Standard Applicable:

According to FCC §2.1046

FCC 22.913(a) Mobile station are limited to 7W ERP.

FCC 24.232(b) Mobile station are limited to 2W EIRP.

6.2. Test SET-UP (Block Diagram of Configuration):

(A) Radiated Emission Test Set-Up, Frequency Below 1000MHz

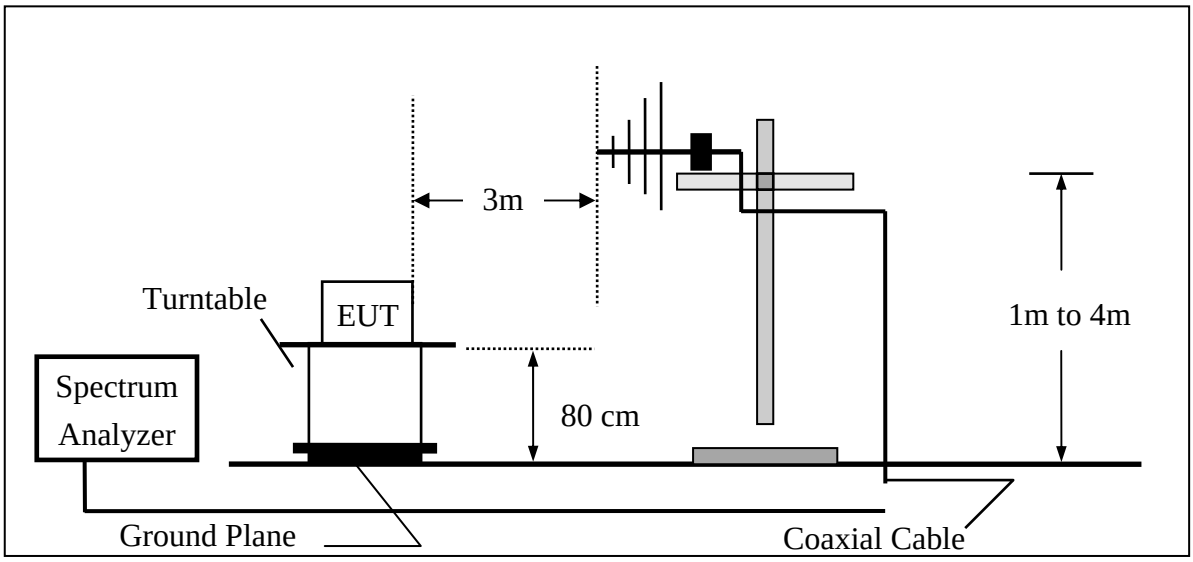

Unless otherwise stated the results shown in this test report refer only to the sample(s) tested and such sample(s) are retained for 90 days only.
除非另有說明，此報告結果僅對測試之樣品負責，同時此樣品僅保留90天。本報告未經本公司書面許可，不可部份複製。
This document is issued by the Company subject to its General Conditions of Service printed overleaf, available on request or accessible at www.sgs.com/terms_and_conditions.htm and, for electronic format documents, subject to Terms and Conditions for Electronic Documents at www.sgs.com/terms_e-document.htm. Attention is drawn to the limitation of liability, indemnification and jurisdiction issues defined therein. Any holder of this document is advised that information contained hereon reflects the Company's findings at the time of its intervention only and within the limits of Client's instructions, if any. The Company's sole responsibility is to its Client and this document does not exonerate parties to a transaction from exercising all their rights and obligations under the transaction documents. This document cannot be reproduced except in full, without prior written approval of the Company. Any unauthorized alteration, forgery or falsification of the content or appearance of this document is unlawful and offenders may be prosecuted to the fullest extent of the law.

(B) Radiated Emission Test Set-UP Frequency Over 1 GHz

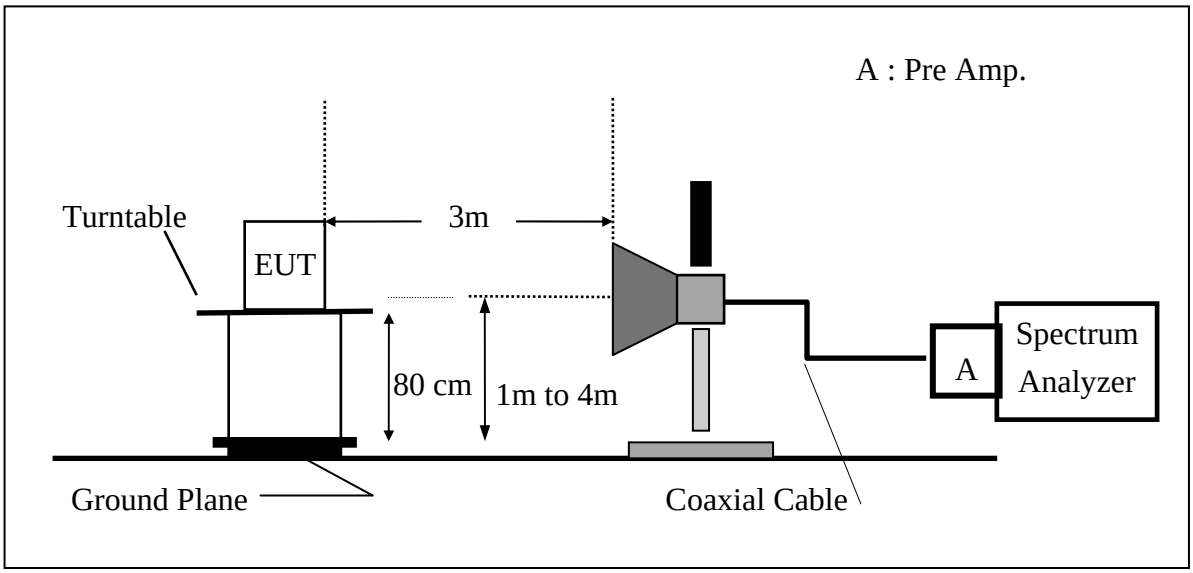

(C) Substituted Method Test Set-UP

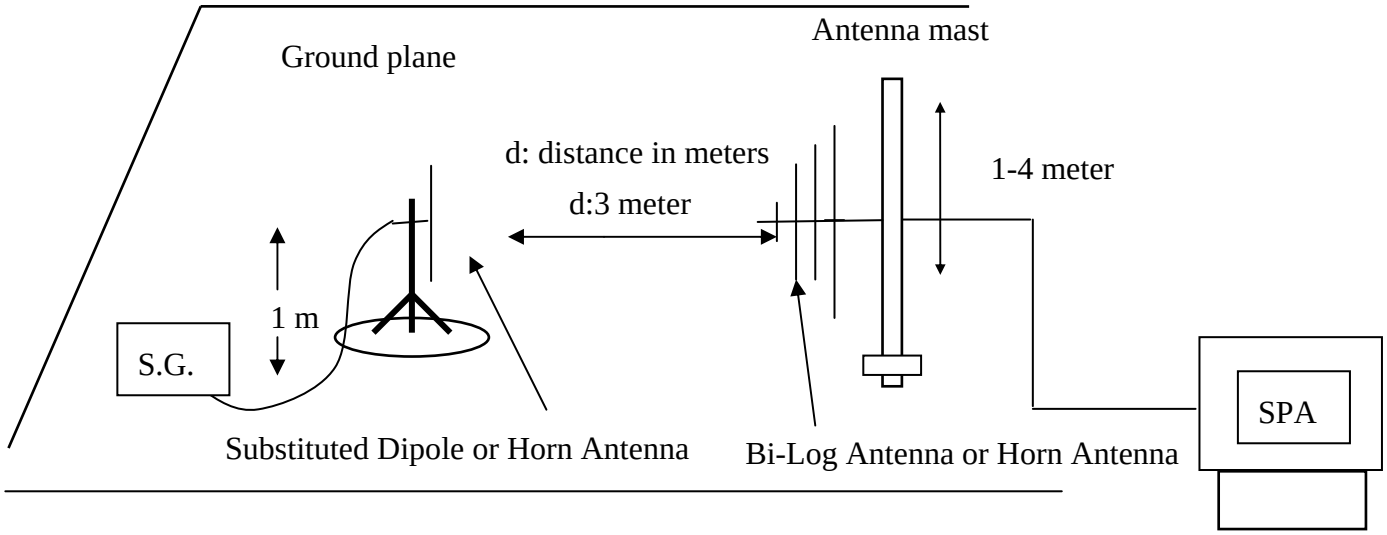

Unless otherwise stated the results shown in this test report refer only to the sample(s) tested and such sample(s) are retained for 90 days only.
除非另有說明，此報告結果僅對測試之樣品負責，同時此樣品僅保留90天。本報告未經本公司書面許可，不可部份複製。
This document is issued by the Company subject to its General Conditions of Service printed overleaf, available on request or accessible at www.sgs.com/terms_and_conditions.htm and, for electronic format documents, subject to Terms and Conditions for Electronic Documents at www.sgs.com/terms_e-document.htm. Attention is drawn to the limitation of liability, indemnification and jurisdiction issues defined therein. Any holder of this document is advised that information contained hereon reflects the Company's findings at the time of its intervention only and within the limits of Client's instructions, if any. The Company's sole responsibility is to its Client and this document does not exonerate parties to a transaction from exercising all their rights and obligations under the transaction documents. This document cannot be reproduced except in full, without prior written approval of the Company. Any unauthorized alteration, forgery or falsification of the content or appearance of this document is unlawful and offenders may be prosecuted to the fullest extent of the law.

6.3. Measurement Procedure:

The EUT was placed on an non-conductive turntable using a non-conductive support. The radiated emission at the fundamental frequency was measured at 3 m with a test antenna and EMI spectrum analyzer.

During the measurement, the EUT was communication with the station. The highest emission was recorded with the rotation of the turntable and the lowering of the test antenna from 4m to 1m. The reading was recorded and the field strength (E in dBuV/m) was calculated.

ERP in frequency band 824.2 –848.80MHz were measured using a substitution method. The EUT was replaced by dipole antenna connected, the S.G. output was recorded and ERP was calculated as follows:

EIRP in frequency band 1850.2 –1909.8MHz were measured using a substitution method. The EUT was replaced by a horn antenna connected, the S.G. output was recorded and EIRP was calculated as follows:

ERP = S.G. output (dBm) + Antenna Gain (dBd) – Cable Loss (dB)

EIRP = S.G. output (dBm) + Antenna Gain (dBi) – Cable Loss (dB)

6.4. Measurement Equipment Used:

Refer to section 2.4 in this report

Unless otherwise stated the results shown in this test report refer only to the sample(s) tested and such sample(s) are retained for 90 days only.
除非另有說明，此報告結果僅對測試之樣品負責，同時此樣品僅保留90天。本報告未經本公司書面許可，不可部份複製。
This document is issued by the Company subject to its General Conditions of Service printed overleaf, available on request or accessible at www.sgs.com/terms_and_conditions.htm and, for electronic format documents, subject to Terms and Conditions for Electronic Documents at www.sgs.com/terms_e-document.htm. Attention is drawn to the limitation of liability, indemnification and jurisdiction issues defined therein. Any holder of this document is advised that information contained hereon reflects the Company's findings at the time of its intervention only and within the limits of Client's instructions, if any. The Company's sole responsibility is to its Client and this document does not exonerate parties to a transaction from exercising all their rights and obligations under the transaction documents. This document cannot be reproduced except in full, without prior written approval of the Company. Any unauthorized alteration, forgery or falsification of the content or appearance of this document is unlawful and offenders may be prosecuted to the fullest extent of the law.

6.5. Measurement Result:

EUT Mode	Frequency (MHz)	CH	EUT Pol.	Antenna Pol.	SPA Reading (dBuV)	S.G. Output (dBm)	Antenna Gain (dBi)	Cable Loss (dB)	ERP (dBm)	Limit (dBm)
GSM 850	824.20	128	H	V	127.99	41.60	-7.87	3.62	30.10	38.45
				H	114.16	27.89	-7.87	3.62	16.39	38.45
			E1	V	113.85	27.46	-7.87	3.62	15.96	38.45
				H	128.25	41.98	-7.87	3.62	30.48	38.45
			E2	V	114.47	28.08	-7.87	3.62	16.58	38.45
				H	126.75	40.48	-7.87	3.62	28.98	38.45
	836.60	190	H	V	128.28	42.03	-7.88	3.65	**30.50**	38.45
				H	116.23	30.00	-7.88	3.65	18.47	38.45
			E1	V	114.75	28.50	-7.88	3.65	16.97	38.45
				H	128.15	41.92	-7.88	3.65	30.39	38.45
			E2	V	115.15	28.90	-7.88	3.65	17.37	38.45
				H	127.20	40.97	-7.88	3.65	29.44	38.45
	848.80	251	H	V	128.17	42.05	-7.88	3.68	30.49	38.45
				H	117.87	31.68	-7.88	3.68	20.12	38.45
			E1	V	116.84	30.72	-7.88	3.68	19.16	38.45
				H	127.80	41.61	-7.88	3.68	30.05	38.45
			E2	V	114.27	28.15	-7.88	3.68	16.59	38.45
				H	126.44	40.25	-7.88	3.68	28.69	38.45

Remark：

(1) The RBW,VBW of SPA for frequency

RBW=300 KHz, VBW=1MHz

Unless otherwise stated the results shown in this test report refer only to the sample(s) tested and such sample(s) are retained for 90 days only.
除非另有說明，此報告結果僅對測試之樣品負責，同時此樣品僅保留90天。本報告未經本公司書面許可，不可部份複製。
This document is issued by the Company subject to its General Conditions of Service printed overleaf, available on request or accessible at www.sgs.com/terms_and_conditions.htm and, for electronic format documents, subject to Terms and Conditions for Electronic Documents at www.sgs.com/terms_e-document.htm. Attention is drawn to the limitation of liability, indemnification and jurisdiction issues defined therein. Any holder of this document is advised that information contained hereon reflects the Company's findings at the time of its intervention only and within the limits of Client's instructions, if any. The Company's sole responsibility is to its Client and this document does not exonerate parties to a transaction from exercising all their rights and obligations under the transaction documents. This document cannot be reproduced except in full, without prior written approval of the Company. Any unauthorized alteration, forgery or falsification of the content or appearance of this document is unlawful and offenders may be prosecuted to the fullest extent of the law.

Measurement Result:

EUT Mode	Frequency (MHz)	CH	EUT Pol.	Antenna Pol.	SPA Reading (dBuV)	S.G. Output (dBm)	Antenna Gain (dBi)	Cable Loss (dB)	EIRP (dBm)	Limit (dBm)
GSM 1900	1850.20	512	H	V	122.69	18.30	9.90	5.56	22.64	33.00
				H	123.39	19.21	9.90	5.56	23.55	33.00
			E1	V	127.02	22.63	9.90	5.56	26.97	33.00
				H	122.23	18.05	9.90	5.56	22.39	33.00
			E2	V	113.02	8.63	9.90	5.56	12.97	33.00
				H	127.14	22.96	9.90	5.84	**27.02**	33.00
	1880.00	661	H	V	123.51	19.15	9.99	5.61	23.53	33.00
				H	122.18	18.04	9.99	5.61	22.41	33.00
			E1	V	124.44	20.08	9.99	5.61	24.46	33.00
				H	124.17	20.03	9.99	5.61	24.40	33.00
			E2	V	113.71	9.35	9.99	5.61	13.73	33.00
				H	126.11	21.97	9.99	5.61	26.34	33.00
	1909.80	810	H	V	121.80	17.47	10.08	5.66	21.89	33.00
				H	119.91	15.80	10.08	5.66	20.22	33.00
			E1	V	122.20	17.87	10.08	5.66	22.29	33.00
				H	124.43	20.32	10.08	5.66	24.74	33.00
			E2	V	111.25	6.92	10.08	5.66	11.34	33.00
				H	125.82	21.71	10.08	5.66	26.13	33.00

Remark：

(1) The RBW,VBW of SPA for frequency

RBW=300 KHz, VBW=1MHz

Unless otherwise stated the results shown in this test report refer only to the sample(s) tested and such sample(s) are retained for 90 days only.
除非另有說明，此報告結果僅對測試之樣品負責，同時此樣品僅保留90天。本報告未經本公司書面許可，不可部份複製。
This document is issued by the Company subject to its General Conditions of Service printed overleaf, available on request or accessible at www.sgs.com/terms_and_conditions.htm and, for electronic format documents, subject to Terms and Conditions for Electronic Documents at www.sgs.com/terms_e-document.htm. Attention is drawn to the limitation of liability, indemnification and jurisdiction issues defined therein. Any holder of this document is advised that information contained hereon reflects the Company's findings at the time of its intervention only and within the limits of Client's instructions, if any. The Company's sole responsibility is to its Client and this document does not exonerate parties to a transaction from exercising all their rights and obligations under the transaction documents. This document cannot be reproduced except in full, without prior written approval of the Company. Any unauthorized alteration, forgery or falsification of the content or appearance of this document is unlawful and offenders may be prosecuted to the fullest extent of the law.

Measurement Result:

EUT Mode	Frequency (MHz)	CH	EUT Pol.	Antenna Pol.	SPA Reading (dBuV)	S.G. Output (dBm)	Antenna Gain (dBi)	Cable Loss (dB)	ERP (dBm)	Limit (dBm)
GPRS 850	824.20	128	H	V	127.97	41.58	-7.87	3.62	30.08	38.45
				H	114.24	27.97	-7.87	3.62	16.47	38.45
			E1	V	112.49	26.10	-7.87	3.62	14.60	38.45
				H	128.43	42.16	-7.87	3.62	30.66	38.45
			E2	V	114.00	27.61	-7.87	3.62	16.11	38.45
				H	127.14	40.87	-7.87	3.62	29.37	38.45
	836.60	190	H	V	128.28	42.03	-7.88	3.65	30.50	38.45
				H	116.34	30.11	-7.88	3.65	18.58	38.45
			E1	V	113.40	27.15	-7.88	3.65	15.62	38.45
				H	129.50	43.27	-7.88	3.65	**31.74**	38.45
			E2	V	114.17	27.92	-7.88	3.65	16.39	38.45
				H	127.77	41.54	-7.88	3.65	30.01	38.45
	848.80	251	H	V	128.16	42.04	-7.88	3.68	30.48	38.45
				H	117.93	31.74	-7.88	3.68	20.18	38.45
			E1	V	115.87	29.75	-7.88	3.68	18.19	38.45
				H	128.34	42.15	-7.88	3.68	30.59	38.45
			E2	V	114.63	28.51	-7.88	3.68	16.95	38.45
				H	128.10	41.91	-7.88	3.68	30.35	38.45

Remark：

(1) The RBW,VBW of SPA for frequency

RBW=300 KHz, VBW=1MHz

Unless otherwise stated the results shown in this test report refer only to the sample(s) tested and such sample(s) are retained for 90 days only.
除非另有說明，此報告結果僅對測試之樣品負責，同時此樣品僅保留90天。本報告未經本公司書面許可，不可部份複製。
This document is issued by the Company subject to its General Conditions of Service printed overleaf, available on request or accessible at www.sgs.com/terms_and_conditions.htm and, for electronic format documents, subject to Terms and Conditions for Electronic Documents at www.sgs.com/terms_e-document.htm. Attention is drawn to the limitation of liability, indemnification and jurisdiction issues defined therein. Any holder of this document is advised that information contained hereon reflects the Company's findings at the time of its intervention only and within the limits of Client's instructions, if any. The Company's sole responsibility is to its Client and this document does not exonerate parties to a transaction from exercising all their rights and obligations under the transaction documents. This document cannot be reproduced except in full, without prior written approval of the Company. Any unauthorized alteration, forgery or falsification of the content or appearance of this document is unlawful and offenders may be prosecuted to the fullest extent of the law.

Measurement Result:

EUT Mode	Frequency (MHz)	CH	EUT Pol.	Antenna Pol.	SPA Reading (dBuV)	S.G. Output (dBm)	Antenna Gain (dBi)	Cable Loss (dB)	EIRP (dBm)	Limit (dBm)
PCS 1900	1850.20	512	H	V	122.36	17.97	9.90	5.56	22.31	33.00
				H	122.19	18.01	9.90	5.56	22.35	33.00
			E1	V	127.59	23.20	9.90	5.56	**27.54**	33.00
				H	122.64	18.46	9.90	5.56	22.80	33.00
			E2	V	112.53	8.14	9.90	5.56	12.48	33.00
				H	126.17	21.99	9.90	5.84	26.05	33.00
	1880.00	661	H	V	123.20	18.84	9.99	5.61	23.22	33.00
				H	121.67	17.53	9.99	5.61	21.90	33.00
			E1	V	125.36	21.00	9.99	5.61	25.38	33.00
				H	123.65	19.51	9.99	5.61	23.88	33.00
			E2	V	112.87	8.51	9.99	5.61	12.89	33.00
				H	125.46	21.32	9.99	5.61	25.69	33.00
	1909.80	810	H	V	121.92	17.59	10.08	5.66	22.01	33.00
				H	119.81	15.70	10.08	5.66	20.12	33.00
			E1	V	122.08	17.75	10.08	5.66	22.17	33.00
				H	124.71	20.60	10.08	5.66	25.02	33.00
			E2	V	110.81	6.48	10.08	5.66	10.90	33.00
				H	125.42	21.31	10.08	5.66	25.73	33.00

Remark：

(1) The RBW,VBW of SPA for frequency

RBW=300 KHz, VBW=1MHz

Unless otherwise stated the results shown in this test report refer only to the sample(s) tested and such sample(s) are retained for 90 days only.
除非另有說明，此報告結果僅對測試之樣品負責，同時此樣品僅保留90天。本報告未經本公司書面許可，不可部份複製。
This document is issued by the Company subject to its General Conditions of Service printed overleaf, available on request or accessible at www.sgs.com/terms_and_conditions.htm and, for electronic format documents, subject to Terms and Conditions for Electronic Documents at www.sgs.com/terms_e-document.htm. Attention is drawn to the limitation of liability, indemnification and jurisdiction issues defined therein. Any holder of this document is advised that information contained hereon reflects the Company's findings at the time of its intervention only and within the limits of Client's instructions, if any. The Company's sole responsibility is to its Client and this document does not exonerate parties to a transaction from exercising all their rights and obligations under the transaction documents. This document cannot be reproduced except in full, without prior written approval of the Company. Any unauthorized alteration, forgery or falsification of the content or appearance of this document is unlawful and offenders may be prosecuted to the fullest extent of the law.

Measurement Result:

EUT Mode	Frequency (MHz)	CH	EUT Pol.	Antenna Pol.	SPA Reading (dBuV)	S.G. Output (dBm)	Antenna Gain (dBi)	Cable Loss (dB)	ERP (dBm)	Limit (dBm)
EDGE 850	824.20	128	H	V	124.77	38.38	-7.87	3.62	26.88	38.45
				H	112.07	25.80	-7.87	3.62	14.30	38.45
			E1	V	114.29	27.90	-7.87	3.62	16.40	38.45
				H	128.72	42.45	-7.87	3.62	**30.95**	38.45
			E2	V	113.65	27.26	-7.87	3.62	15.76	38.45
				H	126.38	40.11	-7.87	3.62	28.61	38.45
	836.60	190	H	V	125.25	39.00	-7.88	3.65	27.47	38.45
				H	112.97	26.74	-7.88	3.65	15.21	38.45
			E1	V	112.06	25.81	-7.88	3.65	14.28	38.45
				H	125.51	39.28	-7.88	3.65	27.75	38.45
			E2	V	114.15	27.90	-7.88	3.65	16.37	38.45
				H	127.08	40.85	-7.88	3.65	29.32	38.45
	848.80	251	H	V	125.05	38.93	-7.88	3.68	27.37	38.45
				H	114.68	28.49	-7.88	3.68	16.93	38.45
			E1	V	113.43	27.31	-7.88	3.68	15.75	38.45
				H	125.26	39.07	-7.88	3.68	27.51	38.45
			E2	V	114.73	28.61	-7.88	3.68	17.05	38.45
				H	127.37	41.18	-7.88	3.68	29.62	38.45

Remark：

(1) The RBW,VBW of SPA for frequency

RBW=300 KHz, VBW=1MHz

Unless otherwise stated the results shown in this test report refer only to the sample(s) tested and such sample(s) are retained for 90 days only.
除非另有說明，此報告結果僅對測試之樣品負責，同時此樣品僅保留90天。本報告未經本公司書面許可，不可部份複製。
This document is issued by the Company subject to its General Conditions of Service printed overleaf, available on request or accessible at www.sgs.com/terms_and_conditions.htm and, for electronic format documents, subject to Terms and Conditions for Electronic Documents at www.sgs.com/terms_e-document.htm. Attention is drawn to the limitation of liability, indemnification and jurisdiction issues defined therein. Any holder of this document is advised that information contained hereon reflects the Company's findings at the time of its intervention only and within the limits of Client's instructions, if any. The Company's sole responsibility is to its Client and this document does not exonerate parties to a transaction from exercising all their rights and obligations under the transaction documents. This document cannot be reproduced except in full, without prior written approval of the Company. Any unauthorized alteration, forgery or falsification of the content or appearance of this document is unlawful and offenders may be prosecuted to the fullest extent of the law.

Measurement Result:

EUT Mode	Frequency (MHz)	CH	EUT Pol.	Antenna Pol.	SPA Reading (dBuV)	S.G. Output (dBm)	Antenna Gain (dBi)	Cable Loss (dB)	EIRP (dBm)	Limit (dBm)
EDGE 1900	1850.20	512	H	V	122.81	18.42	9.90	5.56	22.76	33.00
				H	123.69	19.51	9.90	5.56	23.85	33.00
			E1	V	127.64	23.25	9.90	5.56	**27.59**	33.00
				H	123.84	19.66	9.90	5.56	24.00	33.00
			E2	V	111.31	6.92	9.90	5.56	11.26	33.00
				H	124.68	20.50	9.90	5.84	24.56	33.00
	1880.00	661	H	V	120.92	16.56	9.99	5.61	20.94	33.00
				H	120.39	16.25	9.99	5.61	20.62	33.00
			E1	V	126.07	21.71	9.99	5.61	26.09	33.00
				H	121.69	17.55	9.99	5.61	21.92	33.00
			E2	V	112.12	7.76	9.99	5.61	12.14	33.00
				H	124.23	20.09	9.99	5.61	24.46	33.00
	1909.80	810	H	V	122.48	18.15	10.08	5.66	22.57	33.00
				H	120.48	16.37	10.08	5.66	20.79	33.00
			E1	V	124.86	20.53	10.08	5.66	24.95	33.00
				H	122.29	18.18	10.08	5.66	22.60	33.00
			E2	V	109.96	5.63	10.08	5.66	10.05	33.00
				H	123.75	19.64	10.08	5.66	24.06	33.00

Remark：

(1) The RBW,VBW of SPA for frequency

RBW=300 KHz, VBW=1MHz

Unless otherwise stated the results shown in this test report refer only to the sample(s) tested and such sample(s) are retained for 90 days only.
除非另有說明，此報告結果僅對測試之樣品負責，同時此樣品僅保留90天。本報告未經本公司書面許可，不可部份複製。
This document is issued by the Company subject to its General Conditions of Service printed overleaf, available on request or accessible at www.sgs.com/terms_and_conditions.htm and, for electronic format documents, subject to Terms and Conditions for Electronic Documents at www.sgs.com/terms_e-document.htm. Attention is drawn to the limitation of liability, indemnification and jurisdiction issues defined therein. Any holder of this document is advised that information contained hereon reflects the Company's findings at the time of its intervention only and within the limits of Client's instructions, if any. The Company's sole responsibility is to its Client and this document does not exonerate parties to a transaction from exercising all their rights and obligations under the transaction documents. This document cannot be reproduced except in full, without prior written approval of the Company. Any unauthorized alteration, forgery or falsification of the content or appearance of this document is unlawful and offenders may be prosecuted to the fullest extent of the law.

Measurement Result:

EUT Mode	Frequency (MHz)	CH	EUT Pol.	Antenna Pol.	SPA Reading (dBuV)	S.G. Output (dBm)	Antenna Gain (dBi)	Cable Loss (dB)	EIRP (dBm)	Limit (dBm)
WCDMA Band II	1852.40	9262	H	V	115.35	10.97	9.90	5.56	15.30	33.00
				H	115.89	11.71	9.90	5.56	16.05	33.00
			E1	V	120.80	16.42	9.90	5.56	20.75	33.00
				H	115.26	11.08	9.90	5.56	15.42	33.00
			E2	V	108.65	4.27	9.90	5.56	8.60	33.00
				H	121.14	16.96	9.90	5.84	**21.02**	33.00
	1880.00	9400	H	V	116.91	12.55	9.99	5.61	16.93	33.00
				H	116.24	12.10	9.99	5.61	16.47	33.00
			E1	V	119.72	15.33	9.90	5.56	19.67	33.00
				H	118.13	13.99	9.99	5.61	18.36	33.00
			E2	V	109.18	4.82	9.99	5.61	9.20	33.00
				H	120.78	16.64	9.99	5.61	21.01	33.00
	1907.60	9538	H	V	116.10	11.77	10.07	5.66	16.18	33.00
				H	114.23	10.12	10.07	5.66	14.53	33.00
			E1	V	117.72	13.39	10.07	5.66	17.80	33.00
				H	118.83	14.72	10.07	5.66	19.13	33.00
			E2	V	107.21	2.88	10.07	5.66	7.29	33.00
				H	120.54	16.43	10.07	5.66	20.84	33.00

Remark：

(1) The RBW,VBW of SPA for frequency

RBW= 5MHz , VBW= 8MHz

Unless otherwise stated the results shown in this test report refer only to the sample(s) tested and such sample(s) are retained for 90 days only.
除非另有說明，此報告結果僅對測試之樣品負責，同時此樣品僅保留90天。本報告未經本公司書面許可，不可部份複製。
This document is issued by the Company subject to its General Conditions of Service printed overleaf, available on request or accessible at www.sgs.com/terms_and_conditions.htm and, for electronic format documents, subject to Terms and Conditions for Electronic Documents at www.sgs.com/terms_e-document.htm. Attention is drawn to the limitation of liability, indemnification and jurisdiction issues defined therein. Any holder of this document is advised that information contained hereon reflects the Company's findings at the time of its intervention only and within the limits of Client's instructions, if any. The Company's sole responsibility is to its Client and this document does not exonerate parties to a transaction from exercising all their rights and obligations under the transaction documents. This document cannot be reproduced except in full, without prior written approval of the Company. Any unauthorized alteration, forgery or falsification of the content or appearance of this document is unlawful and offenders may be prosecuted to the fullest extent of the law.

Measurement Result:

EUT Mode	Frequency (MHz)	CH	EUT Pol.	Antenna Pol.	SPA Reading (dBuV)	S.G. Output (dBm)	Antenna Gain (dBd)	Cable Loss (dB)	ERP (dBm)	Limit (dBm)
WCDMA Band V	826.40	128	H	V	117.50	31.14	-10.02	3.63	**17.49**	38.45
				H	110.64	24.38	-10.02	3.63	10.74	38.45
			E1	V	108.73	22.37	-10.02	3.63	8.72	38.45
				H	116.90	30.64	-10.02	3.63	17.00	38.45
			E2	V	110.55	24.19	-10.02	3.63	10.54	38.45
				H	115.72	29.46	-10.02	3.63	15.82	38.45
	836.00	190	H	V	116.88	30.62	-10.02	3.65	16.95	38.45
				H	110.50	24.27	-10.02	3.65	10.60	38.45
			E1	V	109.44	23.18	-10.02	3.65	9.51	38.45
				H	116.72	30.49	-10.02	3.65	16.82	38.45
			E2	V	110.39	24.13	-10.02	3.65	10.46	38.45
				H	115.71	29.48	-10.02	3.65	15.81	38.45
	846.60	251	H	V	115.54	29.39	-10.02	3.67	15.70	38.45
				H	109.94	23.74	-10.02	3.67	10.05	38.45
			E1	V	108.94	22.78	-10.02	3.67	9.09	38.45
				H	116.15	29.95	-10.02	3.67	16.26	38.45
			E2	V	109.24	23.09	-10.02	3.67	9.40	38.45
				H	115.33	29.13	-10.02	3.67	15.44	38.45

Remark：

(1) The RBW,VBW of SPA for frequency

RBW= 5MHz , VBW= 8MHz

Unless otherwise stated the results shown in this test report refer only to the sample(s) tested and such sample(s) are retained for 90 days only.
除非另有說明，此報告結果僅對測試之樣品負責，同時此樣品僅保留90天。本報告未經本公司書面許可，不可部份複製。
This document is issued by the Company subject to its General Conditions of Service printed overleaf, available on request or accessible at www.sgs.com/terms_and_conditions.htm and, for electronic format documents, subject to Terms and Conditions for Electronic Documents at www.sgs.com/terms_e-document.htm. Attention is drawn to the limitation of liability, indemnification and jurisdiction issues defined therein. Any holder of this document is advised that information contained hereon reflects the Company's findings at the time of its intervention only and within the limits of Client's instructions, if any. The Company's sole responsibility is to its Client and this document does not exonerate parties to a transaction from exercising all their rights and obligations under the transaction documents. This document cannot be reproduced except in full, without prior written approval of the Company. Any unauthorized alteration, forgery or falsification of the content or appearance of this document is unlawful and offenders may be prosecuted to the fullest extent of the law.

Measurement Result:

EUT Mode	Frequency (MHz)	CH	EUT Pol.	Antenna Pol.	SPA Reading (dBuV)	S.G. Output (dBm)	Antenna Gain (dBi)	Cable Loss (dB)	EIRP (dBm)	Limit (dBm)
HSDPA Band II	1852.40	9262	H	V	118.67	14.29	9.90	5.56	18.62	33.00
				H	120.42	16.24	9.90	5.56	20.58	33.00
			E1	V	118.51	14.13	9.90	5.56	18.46	33.00
				H	117.94	13.76	9.90	5.56	18.10	33.00
			E2	V	111.86	7.48	9.90	5.56	11.81	33.00
				H	122.56	18.38	9.90	5.84	22.44	33.00
	1880.00	9400	H	V	119.65	15.29	9.99	5.61	19.67	33.00
				H	121.09	16.95	9.99	5.61	21.32	33.00
			E1	V	118.44	14.05	9.90	5.56	18.39	33.00
				H	120.20	16.06	9.99	5.61	20.43	33.00
			E2	V	113.27	8.91	9.99	5.61	13.29	33.00
				H	122.89	18.75	9.99	5.61	**23.12**	33.00
	1907.60	9538	H	V	119.18	14.85	10.07	5.66	19.26	33.00
				H	120.59	16.48	10.07	5.66	20.89	33.00
			E1	V	117.64	13.31	10.07	5.66	17.72	33.00
				H	120.75	16.64	10.07	5.66	21.05	33.00
			E2	V	113.35	9.02	10.07	5.66	13.43	33.00
				H	122.38	18.27	10.07	5.66	22.68	33.00

Remark：

(1) The RBW,VBW of SPA for frequency

RBW= 5MHz , VBW= 8MHz

Unless otherwise stated the results shown in this test report refer only to the sample(s) tested and such sample(s) are retained for 90 days only.
除非另有說明，此報告結果僅對測試之樣品負責，同時此樣品僅保留90天。本報告未經本公司書面許可，不可部份複製。
This document is issued by the Company subject to its General Conditions of Service printed overleaf, available on request or accessible at www.sgs.com/terms_and_conditions.htm and, for electronic format documents, subject to Terms and Conditions for Electronic Documents at www.sgs.com/terms_e-document.htm. Attention is drawn to the limitation of liability, indemnification and jurisdiction issues defined therein. Any holder of this document is advised that information contained hereon reflects the Company's findings at the time of its intervention only and within the limits of Client's instructions, if any. The Company's sole responsibility is to its Client and this document does not exonerate parties to a transaction from exercising all their rights and obligations under the transaction documents. This document cannot be reproduced except in full, without prior written approval of the Company. Any unauthorized alteration, forgery or falsification of the content or appearance of this document is unlawful and offenders may be prosecuted to the fullest extent of the law.

Measurement Result:

EUT Mode	Frequency (MHz)	CH	EUT Pol.	Antenna Pol.	SPA Reading (dBuV)	S.G. Output (dBm)	Antenna Gain (dBd)	Cable Loss (dB)	ERP (dBm)	Limit (dBm)
HSDPA Band V	826.40	128	H	V	117.62	31.26	-10.02	3.63	17.61	38.45
				H	111.22	24.96	-10.02	3.63	11.32	38.45
			E1	V	111.60	25.24	-10.02	3.63	11.59	38.45
				H	118.28	32.02	-10.02	3.63	18.38	38.45
			E2	V	104.09	17.73	-10.02	3.63	4.08	38.45
				H	116.93	30.67	-10.02	3.63	17.03	38.45
	836.00	190	H	V	117.58	31.32	-10.02	3.65	17.65	38.45
				H	111.44	25.21	-10.02	3.65	11.54	38.45
			E1	V	111.88	25.62	-10.02	3.65	11.95	38.45
				H	118.22	31.99	-10.02	3.65	18.32	38.45
			E2	V	108.46	22.20	-10.02	3.65	8.53	38.45
				H	118.39	32.16	-10.02	3.65	**18.49**	38.45
	846.60	251	H	V	117.26	31.11	-10.02	3.67	17.42	38.45
				H	111.67	25.47	-10.02	3.67	11.78	38.45
			E1	V	109.79	23.63	-10.02	3.67	9.94	38.45
				H	117.90	31.70	-10.02	3.67	18.01	38.45
			E2	V	107.56	21.41	-10.02	3.67	7.72	38.45
				H	117.71	31.51	-10.02	3.67	17.82	38.45

Remark：

(1) The RBW,VBW of SPA for frequency

RBW= 5MHz , VBW= 8MHz

Unless otherwise stated the results shown in this test report refer only to the sample(s) tested and such sample(s) are retained for 90 days only.
除非另有說明，此報告結果僅對測試之樣品負責，同時此樣品僅保留90天。本報告未經本公司書面許可，不可部份複製。
This document is issued by the Company subject to its General Conditions of Service printed overleaf, available on request or accessible at www.sgs.com/terms_and_conditions.htm and, for electronic format documents, subject to Terms and Conditions for Electronic Documents at www.sgs.com/terms_e-document.htm. Attention is drawn to the limitation of liability, indemnification and jurisdiction issues defined therein. Any holder of this document is advised that information contained hereon reflects the Company's findings at the time of its intervention only and within the limits of Client's instructions, if any. The Company's sole responsibility is to its Client and this document does not exonerate parties to a transaction from exercising all their rights and obligations under the transaction documents. This document cannot be reproduced except in full, without prior written approval of the Company. Any unauthorized alteration, forgery or falsification of the content or appearance of this document is unlawful and offenders may be prosecuted to the fullest extent of the law.

Measurement Result:

EUT Mode	Frequency (MHz)	CH	EUT Pol.	Antenna Pol.	SPA Reading (dBuV)	S.G. Output (dBm)	Antenna Gain (dBi)	Cable Loss (dB)	EIRP (dBm)	Limit (dBm)
HSUPA Band II	1852.40	9262	H	V	116.48	12.10	9.90	5.56	16.43	33.00
				H	117.14	12.96	9.90	5.56	17.30	33.00
			E1	V	118.21	13.83	9.90	5.56	18.16	33.00
				H	118.32	14.14	9.90	5.56	18.48	33.00
			E2	V	112.90	8.52	9.90	5.56	12.85	33.00
				H	121.11	16.93	9.90	5.84	20.99	33.00
	1880.00	9400	H	V	118.10	13.74	9.99	5.61	18.12	33.00
				H	117.33	13.19	9.99	5.61	17.56	33.00
			E1	V	118.81	14.42	9.90	5.56	18.76	33.00
				H	120.37	16.23	9.99	5.61	20.60	33.00
			E2	V	114.08	9.72	9.99	5.61	14.10	33.00
				H	121.43	17.29	9.99	5.61	**21.66**	33.00
	1907.60	9538	H	V	117.26	12.93	10.07	5.66	17.34	33.00
				H	115.43	11.32	10.07	5.66	15.73	33.00
			E1	V	118.37	14.04	10.07	5.66	18.45	33.00
				H	120.94	16.83	10.07	5.66	21.24	33.00
			E2	V	114.76	10.43	10.07	5.66	14.84	33.00
				H	120.00	15.89	10.07	5.66	20.30	33.00

Remark：

(1) The RBW,VBW of SPA for frequency

RBW= 5MHz , VBW= 8MHz

Unless otherwise stated the results shown in this test report refer only to the sample(s) tested and such sample(s) are retained for 90 days only.
除非另有說明，此報告結果僅對測試之樣品負責，同時此樣品僅保留90天。本報告未經本公司書面許可，不可部份複製。
This document is issued by the Company subject to its General Conditions of Service printed overleaf, available on request or accessible at www.sgs.com/terms_and_conditions.htm and, for electronic format documents, subject to Terms and Conditions for Electronic Documents at www.sgs.com/terms_e-document.htm. Attention is drawn to the limitation of liability, indemnification and jurisdiction issues defined therein. Any holder of this document is advised that information contained hereon reflects the Company's findings at the time of its intervention only and within the limits of Client's instructions, if any. The Company's sole responsibility is to its Client and this document does not exonerate parties to a transaction from exercising all their rights and obligations under the transaction documents. This document cannot be reproduced except in full, without prior written approval of the Company. Any unauthorized alteration, forgery or falsification of the content or appearance of this document is unlawful and offenders may be prosecuted to the fullest extent of the law.

Measurement Result:

EUT Mode	Frequency (MHz)	CH	EUT Pol.	Antenna Pol.	SPA Reading (dBuV)	S.G. Output (dBm)	Antenna Gain (dBd)	Cable Loss (dB)	ERP (dBm)	Limit (dBm)
HSUPA Band V	826.40	128	H	V	116.73	30.37	-10.02	3.63	16.72	38.45
				H	111.75	25.49	-10.02	3.63	11.85	38.45
			E1	V	111.56	25.20	-10.02	3.63	11.55	38.45
				H	116.62	30.36	-10.02	3.63	16.72	38.45
			E2	V	107.51	21.15	-10.02	3.63	7.50	38.45
				H	117.16	30.90	-10.02	3.63	**17.26**	38.45
	836.00	190	H	V	116.83	30.57	-10.02	3.65	16.90	38.45
				H	111.32	25.09	-10.02	3.65	11.42	38.45
			E1	V	112.00	25.74	-10.02	3.65	12.07	38.45
				H	116.70	30.47	-10.02	3.65	16.80	38.45
			E2	V	107.41	21.15	-10.02	3.65	7.48	38.45
				H	116.77	30.54	-10.02	3.65	16.87	38.45
	846.60	251	H	V	115.50	29.35	-10.02	3.67	15.66	38.45
				H	109.68	23.48	-10.02	3.67	9.79	38.45
			E1	V	111.21	25.05	-10.02	3.67	11.36	38.45
				H	115.74	29.54	-10.02	3.67	15.85	38.45
			E2	V	107.27	21.12	-10.02	3.67	7.43	38.45
				H	115.51	29.31	-10.02	3.67	15.62	38.45

Remark：

(1) The RBW,VBW of SPA for frequency

RBW= 5MHz , VBW= 8MHz

Unless otherwise stated the results shown in this test report refer only to the sample(s) tested and such sample(s) are retained for 90 days only.
除非另有說明，此報告結果僅對測試之樣品負責，同時此樣品僅保留90天。本報告未經本公司書面許可，不可部份複製。
This document is issued by the Company subject to its General Conditions of Service printed overleaf, available on request or accessible at www.sgs.com/terms_and_conditions.htm and, for electronic format documents, subject to Terms and Conditions for Electronic Documents at www.sgs.com/terms_e-document.htm. Attention is drawn to the limitation of liability, indemnification and jurisdiction issues defined therein. Any holder of this document is advised that information contained hereon reflects the Company's findings at the time of its intervention only and within the limits of Client's instructions, if any. The Company's sole responsibility is to its Client and this document does not exonerate parties to a transaction from exercising all their rights and obligations under the transaction documents. This document cannot be reproduced except in full, without prior written approval of the Company. Any unauthorized alteration, forgery or falsification of the content or appearance of this document is unlawful and offenders may be prosecuted to the fullest extent of the law.

7. 99% OCCUPIED BANDWIDTH MEASUREMENT

7.1. Standard Applicable:

According to §FCC 2.1049.

7.2. Test Set-up:

Refer to section 5.2 in this report

7.3. Measurement Procedure:

The EUT's output RF connector was connected with a short cable to the spectrum analyzer, RBW (10/30KHz) was set to about 1% of emission BW, VBW= 3 times RBW(30/100KHz), -26dBc display line was placed on the screen (or 99% bandwidth), the occupied bandwidth is the delta frequency between the two points where the display line intersects the signal trace.

7.4. Measurement Equipment Used:

Refer to section 2.4 in this report

Unless otherwise stated the results shown in this test report refer only to the sample(s) tested and such sample(s) are retained for 90 days only.
除非另有說明，此報告結果僅對測試之樣品負責，同時此樣品僅保留90天。本報告未經本公司書面許可，不可部份複製。
This document is issued by the Company subject to its General Conditions of Service printed overleaf, available on request or accessible at www.sgs.com/terms_and_conditions.htm and, for electronic format documents, subject to Terms and Conditions for Electronic Documents at www.sgs.com/terms_e-document.htm. Attention is drawn to the limitation of liability, indemnification and jurisdiction issues defined therein. Any holder of this document is advised that information contained hereon reflects the Company's findings at the time of its intervention only and within the limits of Client's instructions, if any. The Company's sole responsibility is to its Client and this document does not exonerate parties to a transaction from exercising all their rights and obligations under the transaction documents. This document cannot be reproduced except in full, without prior written approval of the Company. Any unauthorized alteration, forgery or falsification of the content or appearance of this document is unlawful and offenders may be prosecuted to the fullest extent of the law.

7.5. Measurement Result:

EUT Mode	Frequency (MHz)	CH	99% Bandwidth (MHz)
GSM 850	824.20	128	0.2458
	836.60	190	0.2501
	848.80	251	0.2538

EUT Mode	Frequency (MHz)	CH	99% Bandwidth (MHz)
GSM 1900	1850.20	512	0.2480
	1880.00	661	0.2486
	1909.80	810	0.2440

EUT Mode	Frequency (MHz)	CH	99% Bandwidth (MHz)
EDGE 850	824.20	128	0.2450
	836.60	190	0.2320
	848.80	251	0.2395

EUT Mode	Frequency (MHz)	CH	99% Bandwidth (MHz)
EDGE 1900	1850.20	512	0.2442
	1880.00	661	0.2522
	1909.80	810	0.2441

EUT Mode	Frequency (MHz)	CH	99% Bandwidth (MHz)
WCDMA II	1852.4	9262	4.1871
	1880.0	9400	4.1737
	1907.6	9538	4.1801

Unless otherwise stated the results shown in this test report refer only to the sample(s) tested and such sample(s) are retained for 90 days only.
除非另有說明，此報告結果僅對測試之樣品負責，同時此樣品僅保留90天。本報告未經本公司書面許可，不可部份複製。
This document is issued by the Company subject to its General Conditions of Service printed overleaf, available on request or accessible at www.sgs.com/terms_and_conditions.htm and, for electronic format documents, subject to Terms and Conditions for Electronic Documents at www.sgs.com/terms_e-document.htm. Attention is drawn to the limitation of liability, indemnification and jurisdiction issues defined therein. Any holder of this document is advised that information contained hereon reflects the Company's findings at the time of its intervention only and within the limits of Client's instructions, if any. The Company's sole responsibility is to its Client and this document does not exonerate parties to a transaction from exercising all their rights and obligations under the transaction documents. This document cannot be reproduced except in full, without prior written approval of the Company. Any unauthorized alteration, forgery or falsification of the content or appearance of this document is unlawful and offenders may be prosecuted to the fullest extent of the law.

EUT Mode	Frequency (MHz)	CH	99% Bandwidth (MHz)
WCDMA V	826.40	4132	4.1610
	836.60	4183	4.1779
	846.60	4233	4.1625

EUT Mode	Frequency (MHz)	CH	99% Bandwidth (MHz)
HSDPA II	1852.4	9296	4.2031
	1880.0	9400	4.2012
	1907.6	9538	4.1669

EUT Mode	Frequency (MHz)	CH	99% Bandwidth (MHz)
HSDPA V	826.40	4132	4.1540
	836.60	4183	4.1878
	846.60	4233	4.1860

EUT Mode	Frequency (MHz)	CH	99% Bandwidth (MHz)
HSUPA II	1852.4	9296	4.1777
	1880.0	9400	4.1791
	1907.6	9538	4.1761

EUT Mode	Frequency (MHz)	CH	99% Bandwidth (MHz)
HSUPA V	826.40	4132	4.1525
	836.60	4183	4.1660
	846.60	4233	4.1633

Unless otherwise stated the results shown in this test report refer only to the sample(s) tested and such sample(s) are retained for 90 days only.
除非另有說明，此報告結果僅對測試之樣品負責，同時此樣品僅保留90天。本報告未經本公司書面許可，不可部份複製。
This document is issued by the Company subject to its General Conditions of Service printed overleaf, available on request or accessible at www.sgs.com/terms_and_conditions.htm and, for electronic format documents, subject to Terms and Conditions for Electronic Documents at www.sgs.com/terms_e-document.htm. Attention is drawn to the limitation of liability, indemnification and jurisdiction issues defined therein. Any holder of this document is advised that information contained hereon reflects the Company's findings at the time of its intervention only and within the limits of Client's instructions, if any. The Company's sole responsibility is to its Client and this document does not exonerate parties to a transaction from exercising all their rights and obligations under the transaction documents. This document cannot be reproduced except in full, without prior written approval of the Company. Any unauthorized alteration, forgery or falsification of the content or appearance of this document is unlawful and offenders may be prosecuted to the fullest extent of the law.
SGS Taiwan Ltd. 台灣檢驗科技股份有限公司 | No.134, Wu Kung Road, Wuku Industrial Zone, Taipei County, Taiwan / 台北縣五股工業區五工路 134 號
t (886-2) 2299-3279 f (886-2) 2298-0488 www.tw.sgs.com
Member of SGS Group

Figure 7-1: GSM 850 Channel Low

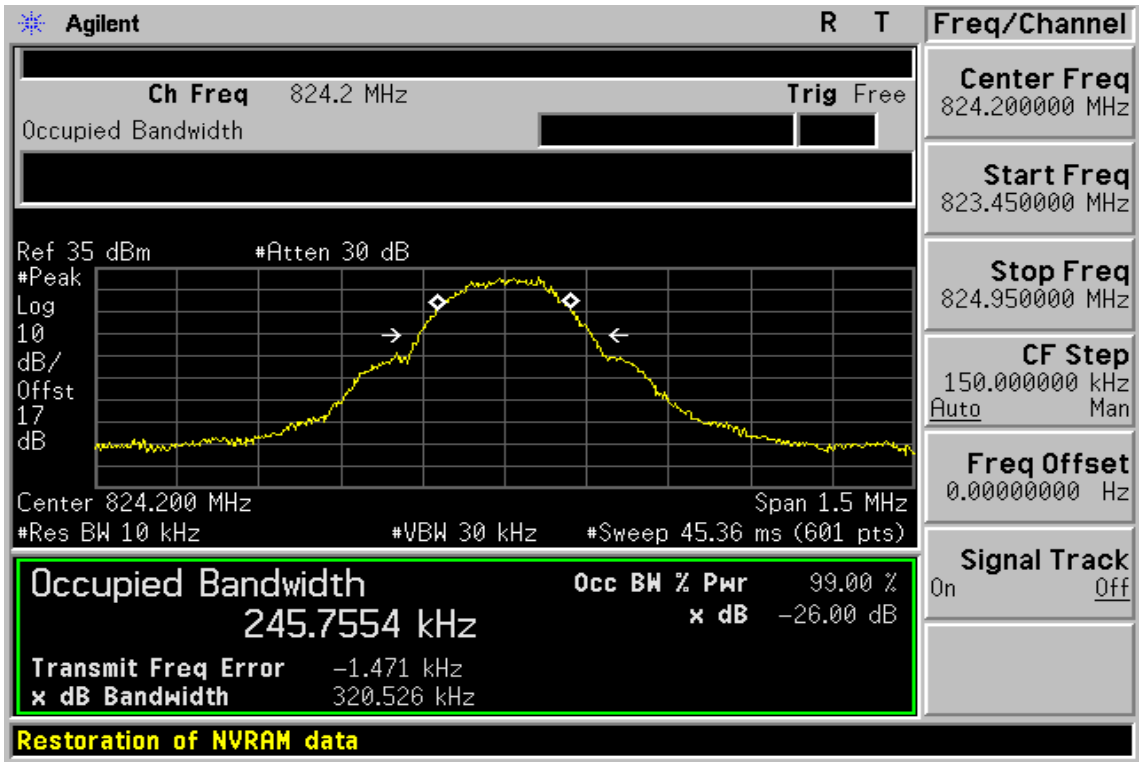

Figure 7-2 GSM 850 Channel Mid

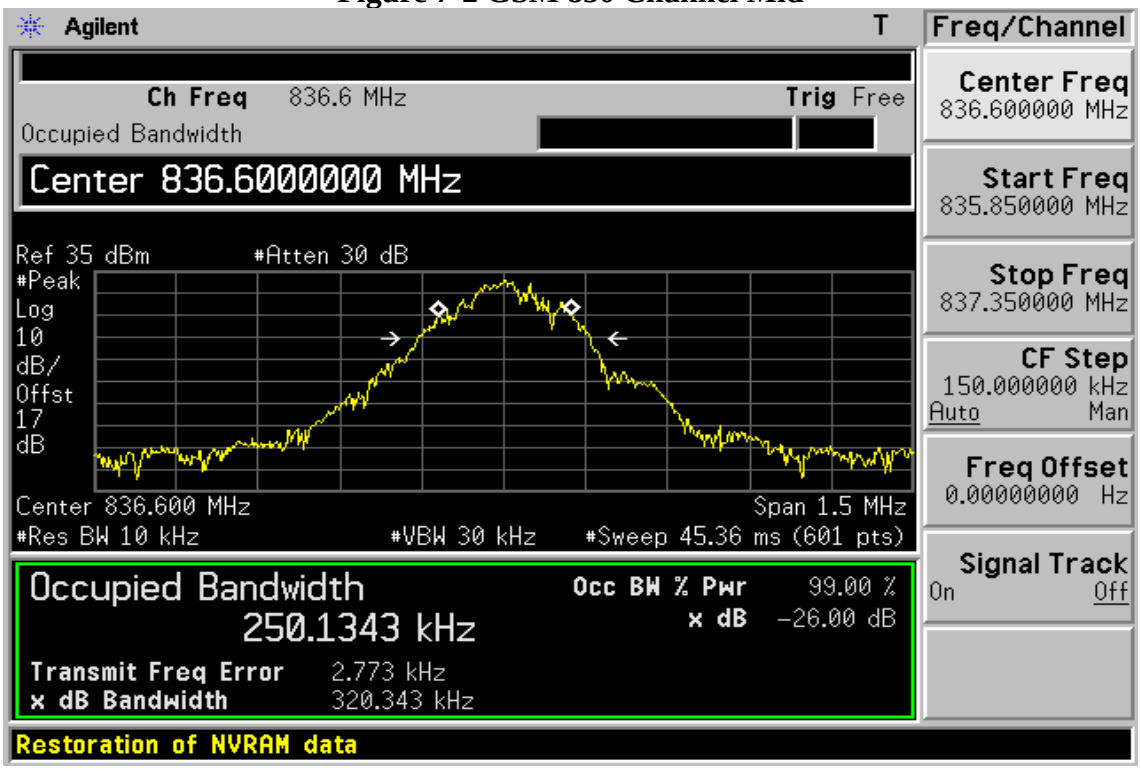

Unless otherwise stated the results shown in this test report refer only to the sample(s) tested and such sample(s) are retained for 90 days only.
除非另有說明，此報告結果僅對測試之樣品負責，同時此樣品僅保留90天。本報告未經本公司書面許可，不可部份複製。
This document is issued by the Company subject to its General Conditions of Service printed overleaf, available on request or accessible at www.sgs.com/terms_and_conditions.htm and, for electronic format documents, subject to Terms and Conditions for Electronic Documents at www.sgs.com/terms_e-document.htm. Attention is drawn to the limitation of liability, indemnification and jurisdiction issues defined therein. Any holder of this document is advised that information contained hereon reflects the Company's findings at the time of its intervention only and within the limits of Client's instructions, if any. The Company's sole responsibility is to its Client and this document does not exonerate parties to a transaction from exercising all their rights and obligations under the transaction documents. This document cannot be reproduced except in full, without prior written approval of the Company. Any unauthorized alteration, forgery or falsification of the content or appearance of this document is unlawful and offenders may be prosecuted to the fullest extent of the law.

GPRS Figure 7-3: GSM 850 Channel High

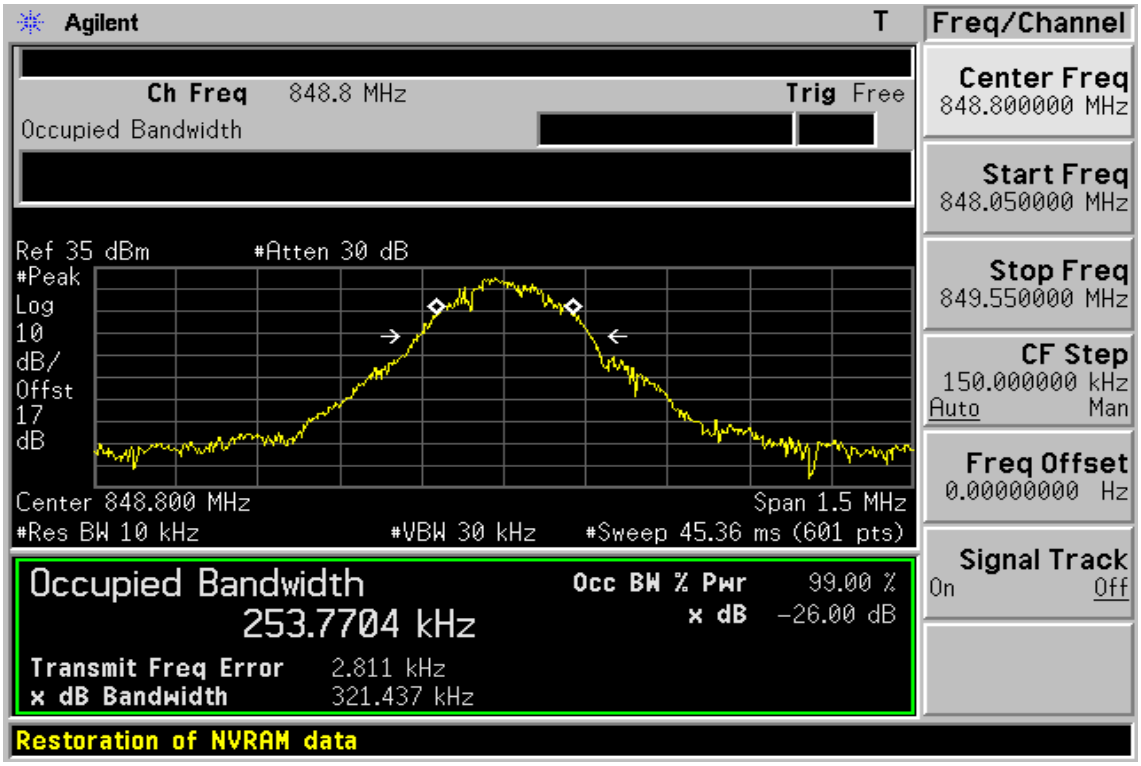

Figure 7-4: GSM 1900 Channel Low

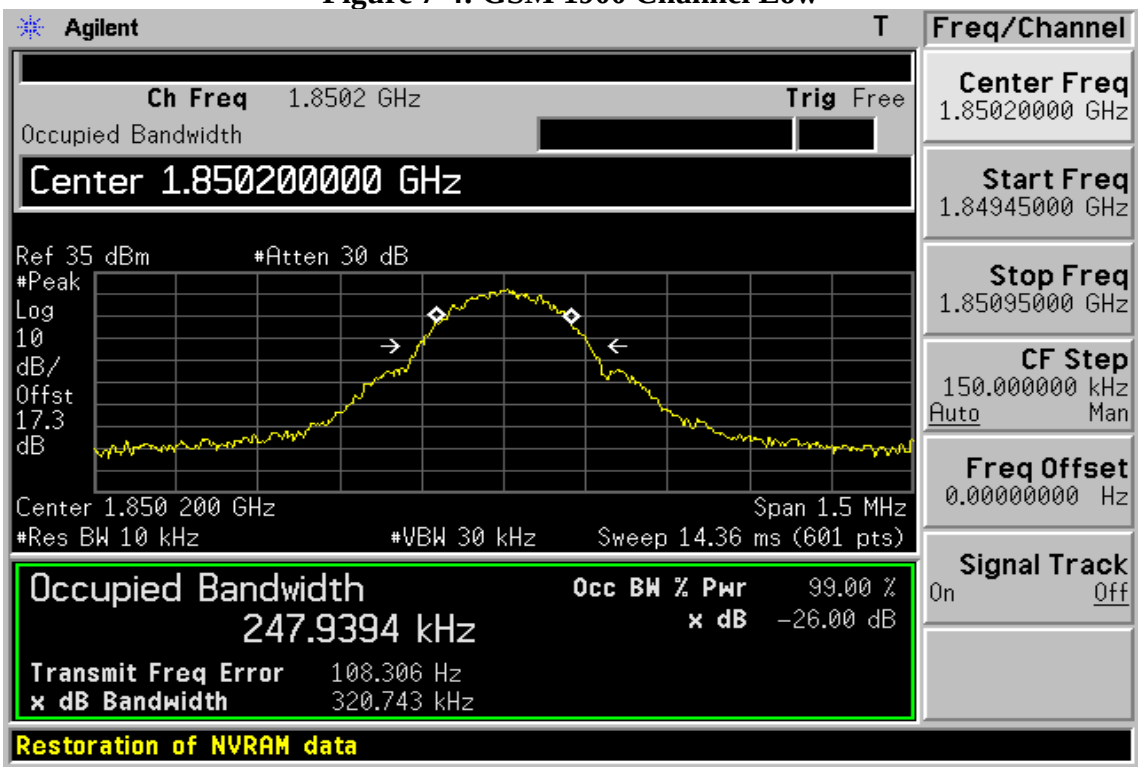

Unless otherwise stated the results shown in this test report refer only to the sample(s) tested and such sample(s) are retained for 90 days only.
除非另有說明，此報告結果僅對測試之樣品負責，同時此樣品僅保留90天。本報告未經本公司書面許可，不可部份複製。
This document is issued by the Company subject to its General Conditions of Service printed overleaf, available on request or accessible at www.sgs.com/terms_and_conditions.htm and, for electronic format documents, subject to Terms and Conditions for Electronic Documents at www.sgs.com/terms_e-document.htm. Attention is drawn to the limitation of liability, indemnification and jurisdiction issues defined therein. Any holder of this document is advised that information contained hereon reflects the Company's findings at the time of its intervention only and within the limits of Client's instructions, if any. The Company's sole responsibility is to its Client and this document does not exonerate parties to a transaction from exercising all their rights and obligations under the transaction documents. This document cannot be reproduced except in full, without prior written approval of the Company. Any unauthorized alteration, forgery or falsification of the content or appearance of this document is unlawful and offenders may be prosecuted to the fullest extent of the law.

Figure 7-5 GSM 1900 Channel Mid

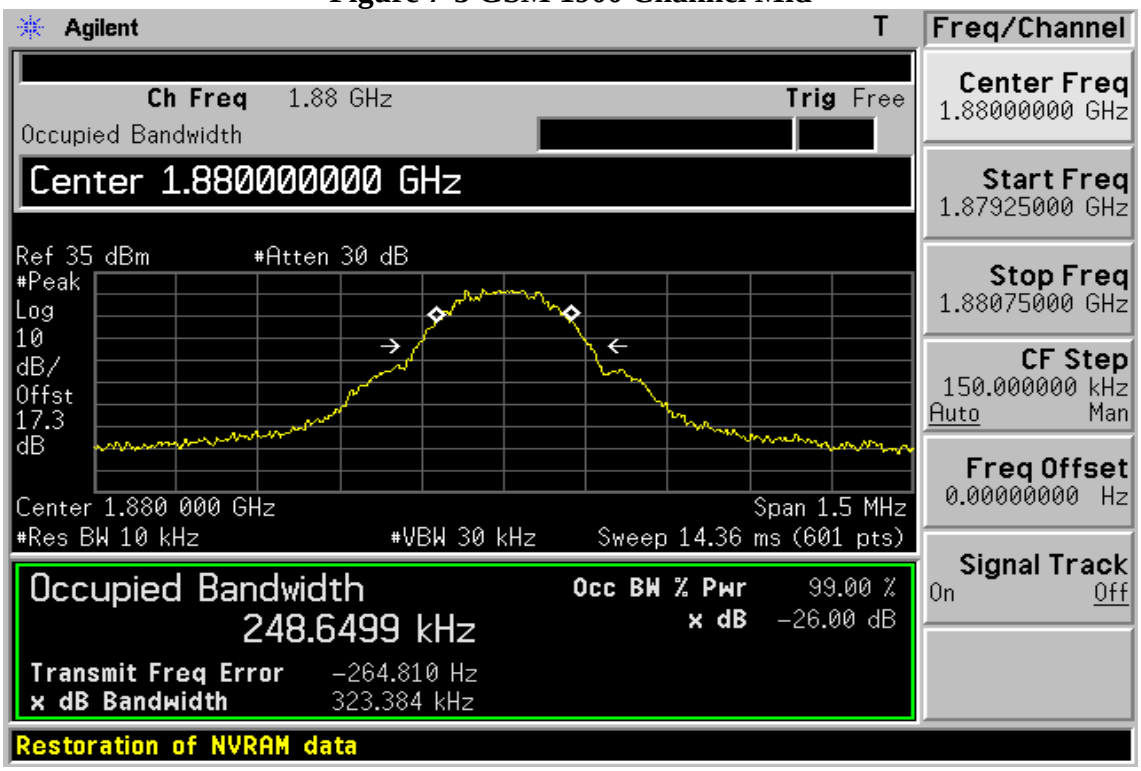

Figure 7-6: GSM 1900 Channel High

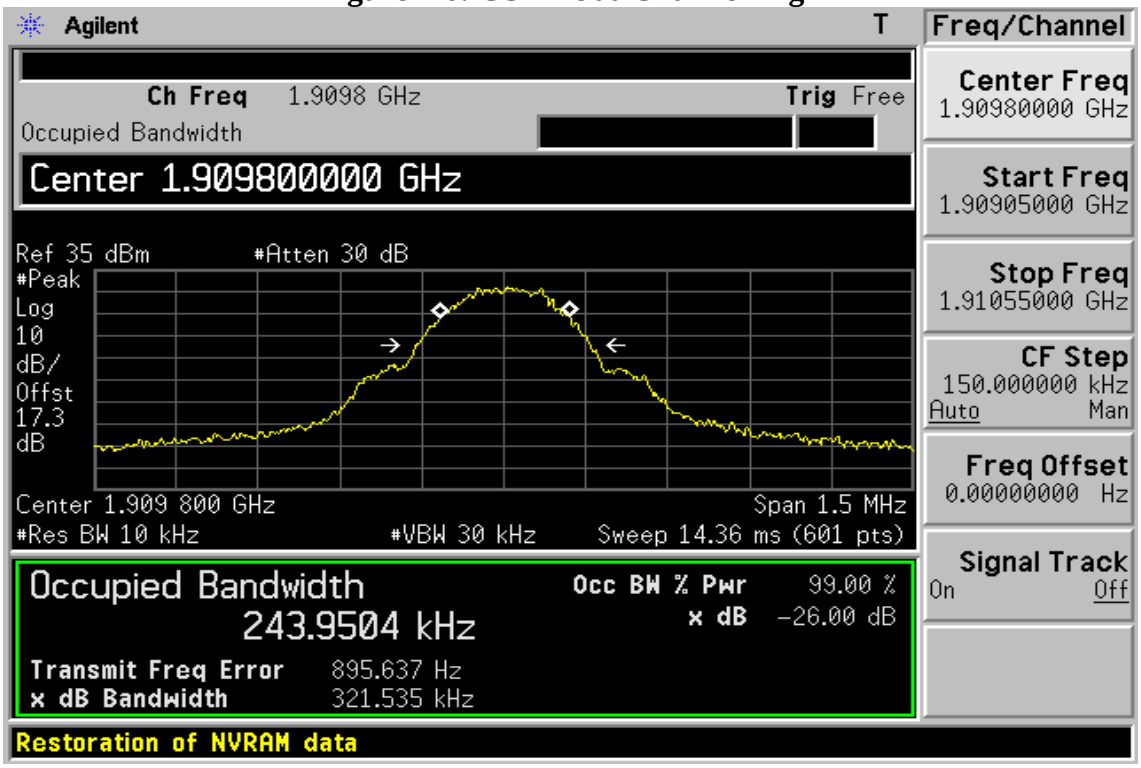

Unless otherwise stated the results shown in this test report refer only to the sample(s) tested and such sample(s) are retained for 90 days only.
除非另有說明，此報告結果僅對測試之樣品負責，同時此樣品僅保留90天。本報告未經本公司書面許可，不可部份複製。
This document is issued by the Company subject to its General Conditions of Service printed overleaf, available on request or accessible at www.sgs.com/terms_and_conditions.htm and, for electronic format documents, subject to Terms and Conditions for Electronic Documents at www.sgs.com/terms_e-document.htm. Attention is drawn to the limitation of liability, indemnification and jurisdiction issues defined therein. Any holder of this document is advised that information contained hereon reflects the Company's findings at the time of its intervention only and within the limits of Client's instructions, if any. The Company's sole responsibility is to its Client and this document does not exonerate parties to a transaction from exercising all their rights and obligations under the transaction documents. This document cannot be reproduced except in full, without prior written approval of the Company. Any unauthorized alteration, forgery or falsification of the content or appearance of this document is unlawful and offenders may be prosecuted to the fullest extent of the law.

Figure 7-7: EDGE 850 Channel Low

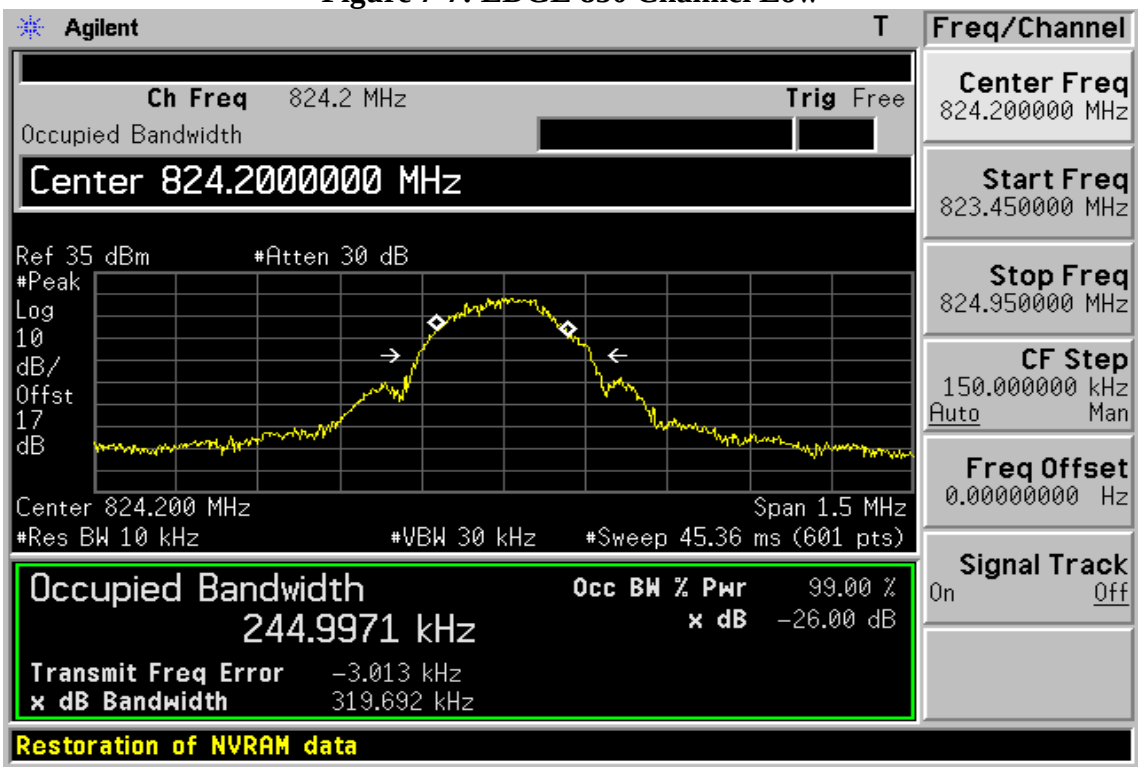

Figure 7-8 EDGE 850 Channel Mid

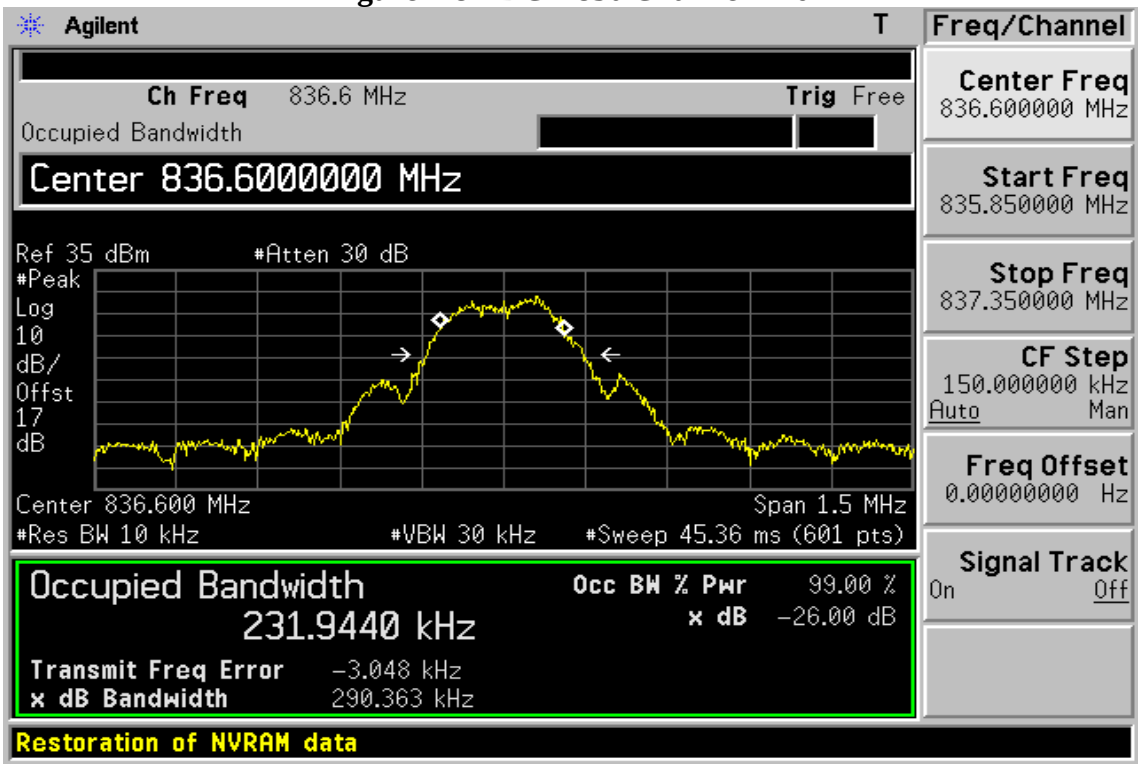

Unless otherwise stated the results shown in this test report refer only to the sample(s) tested and such sample(s) are retained for 90 days only.
除非另有說明，此報告結果僅對測試之樣品負責，同時此樣品僅保留90天。本報告未經本公司書面許可，不可部份複製。
This document is issued by the Company subject to its General Conditions of Service printed overleaf, available on request or accessible at www.sgs.com/terms_and_conditions.htm and, for electronic format documents, subject to Terms and Conditions for Electronic Documents at www.sgs.com/terms_e-document.htm. Attention is drawn to the limitation of liability, indemnification and jurisdiction issues defined therein. Any holder of this document is advised that information contained hereon reflects the Company's findings at the time of its intervention only and within the limits of Client's instructions, if any. The Company's sole responsibility is to its Client and this document does not exonerate parties to a transaction from exercising all their rights and obligations under the transaction documents. This document cannot be reproduced except in full, without prior written approval of the Company. Any unauthorized alteration, forgery or falsification of the content or appearance of this document is unlawful and offenders may be prosecuted to the fullest extent of the law.

Figure 7-9 EDGE 850 Channel High

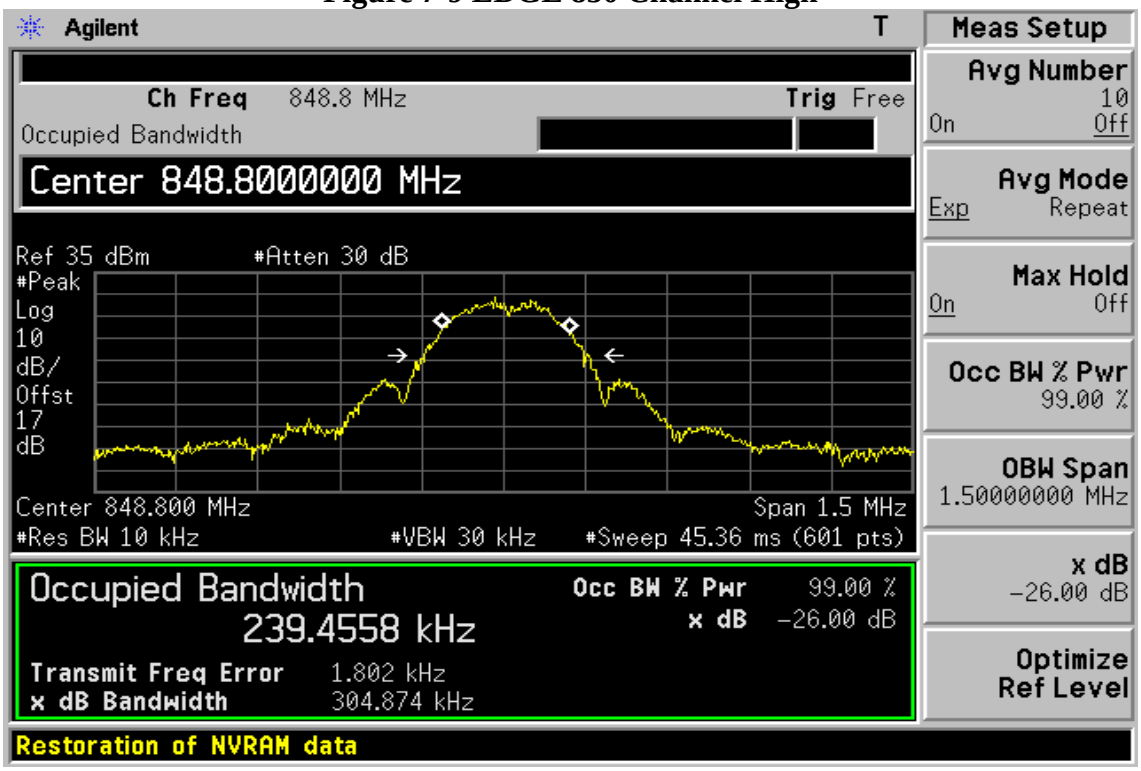

Figure 7-10 EDGE 1900 Channel Low

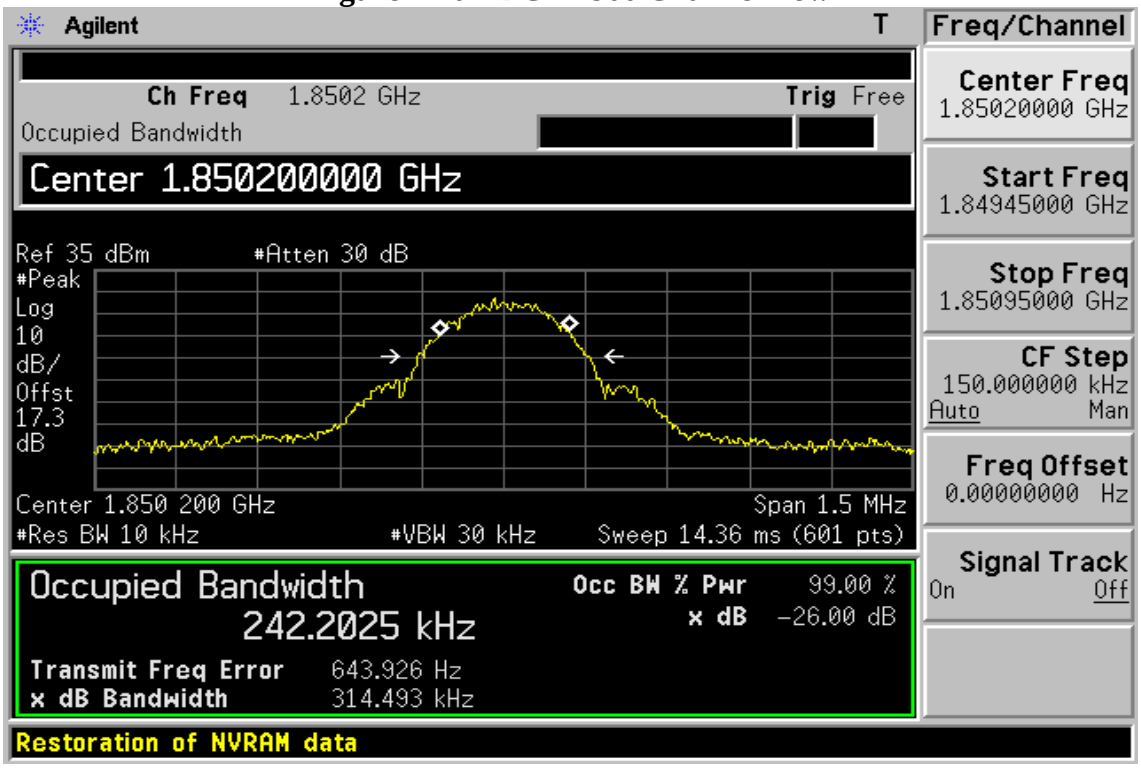

Unless otherwise stated the results shown in this test report refer only to the sample(s) tested and such sample(s) are retained for 90 days only.
除非另有說明，此報告結果僅對測試之樣品負責，同時此樣品僅保留90天。本報告未經本公司書面許可，不可部份複製。
This document is issued by the Company subject to its General Conditions of Service printed overleaf, available on request or accessible at www.sgs.com/terms_and_conditions.htm and, for electronic format documents, subject to Terms and Conditions for Electronic Documents at www.sgs.com/terms_e-document.htm. Attention is drawn to the limitation of liability, indemnification and jurisdiction issues defined therein. Any holder of this document is advised that information contained hereon reflects the Company's findings at the time of its intervention only and within the limits of Client's instructions, if any. The Company's sole responsibility is to its Client and this document does not exonerate parties to a transaction from exercising all their rights and obligations under the transaction documents. This document cannot be reproduced except in full, without prior written approval of the Company. Any unauthorized alteration, forgery or falsification of the content or appearance of this document is unlawful and offenders may be prosecuted to the fullest extent of the law.

Figure 7-11 EDGE 1900 Channel Mid

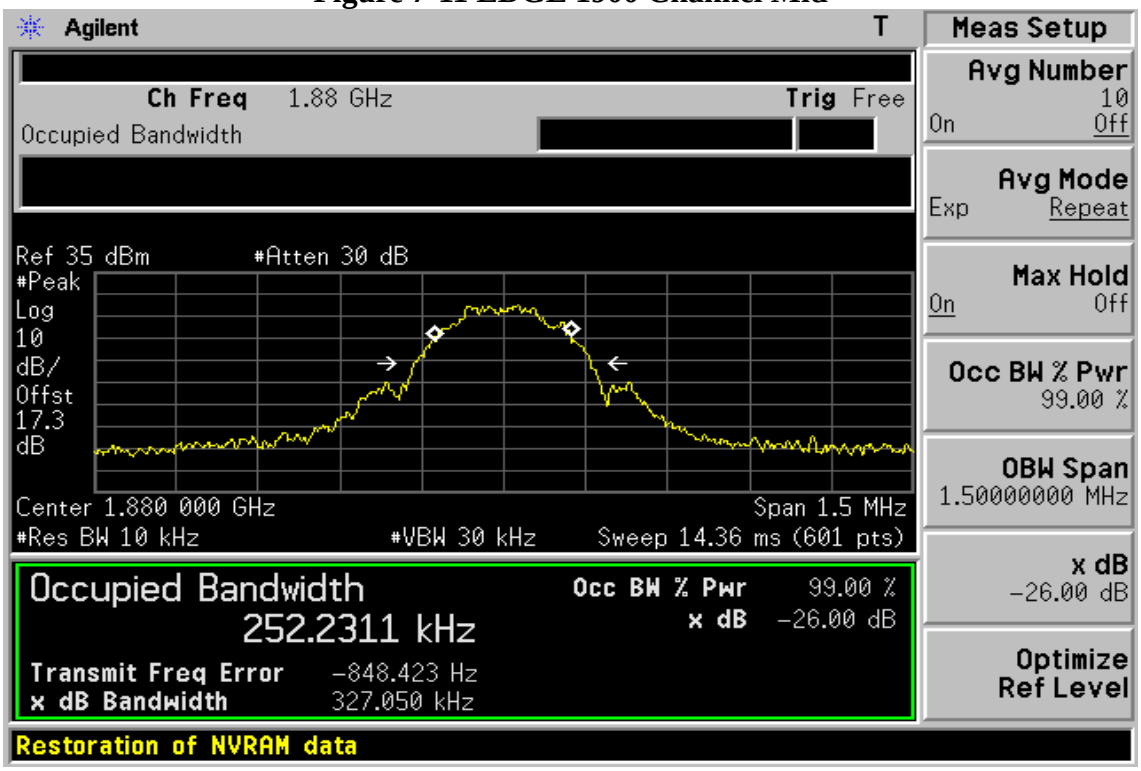

Figure 7-12 EDGE 1900 Channel High

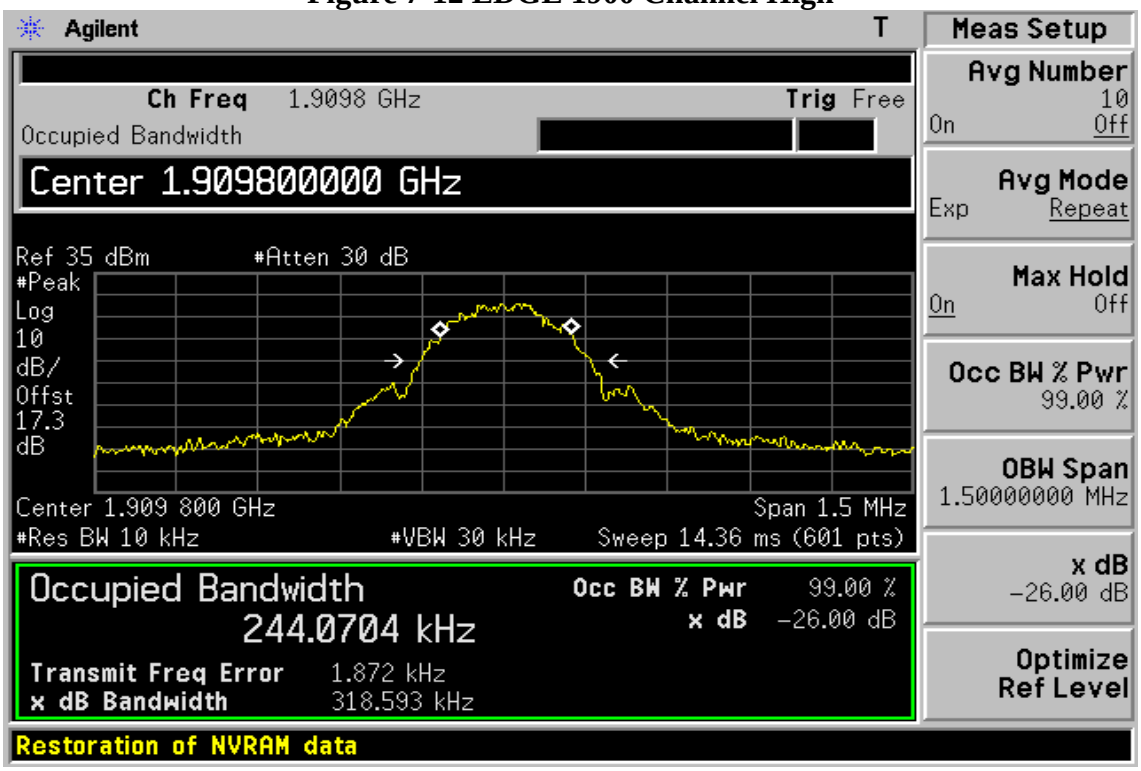

Unless otherwise stated the results shown in this test report refer only to the sample(s) tested and such sample(s) are retained for 90 days only.
除非另有說明，此報告結果僅對測試之樣品負責，同時此樣品僅保留90天。本報告未經本公司書面許可，不可部份複製。
This document is issued by the Company subject to its General Conditions of Service printed overleaf, available on request or accessible at www.sgs.com/terms_and_conditions.htm and, for electronic format documents, subject to Terms and Conditions for Electronic Documents at www.sgs.com/terms_e-document.htm. Attention is drawn to the limitation of liability, indemnification and jurisdiction issues defined therein. Any holder of this document is advised that information contained hereon reflects the Company's findings at the time of its intervention only and within the limits of Client's instructions, if any. The Company's sole responsibility is to its Client and this document does not exonerate parties to a transaction from exercising all their rights and obligations under the transaction documents. This document cannot be reproduced except in full, without prior written approval of the Company. Any unauthorized alteration, forgery or falsification of the content or appearance of this document is unlawful and offenders may be prosecuted to the fullest extent of the law.

Figure 7-13 WCDMA II Channel Low

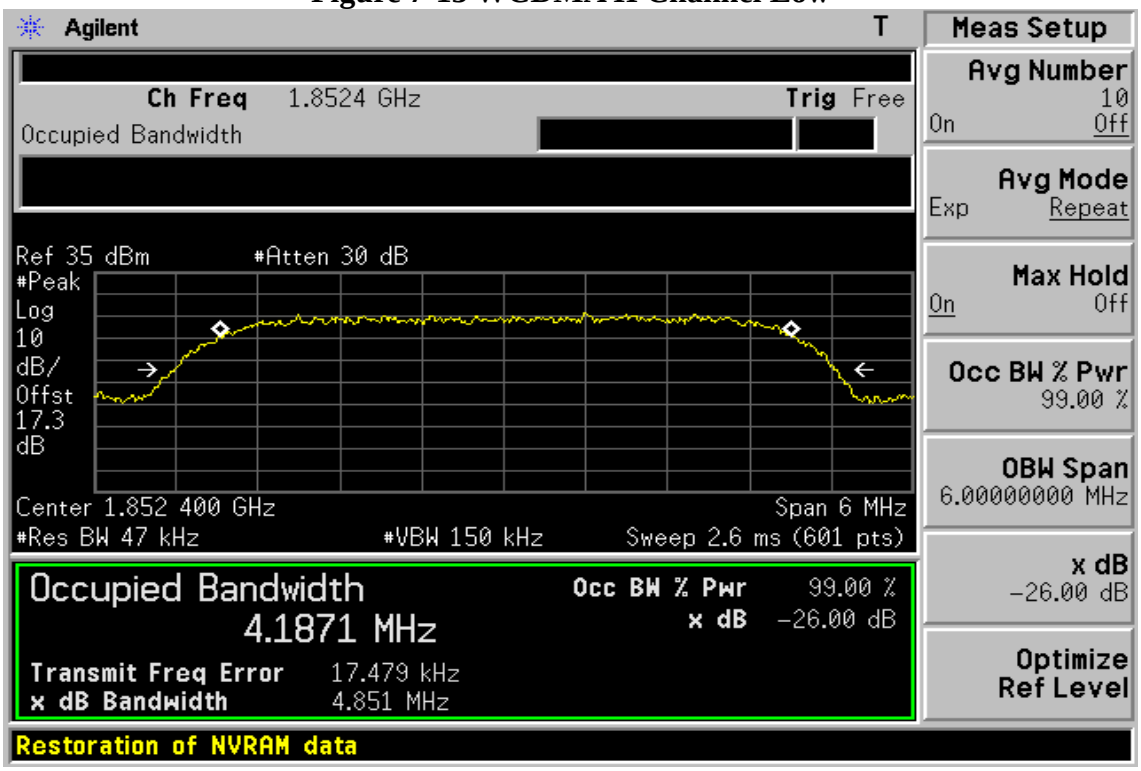

Figure 7-14 WCDMA II Channel Mid

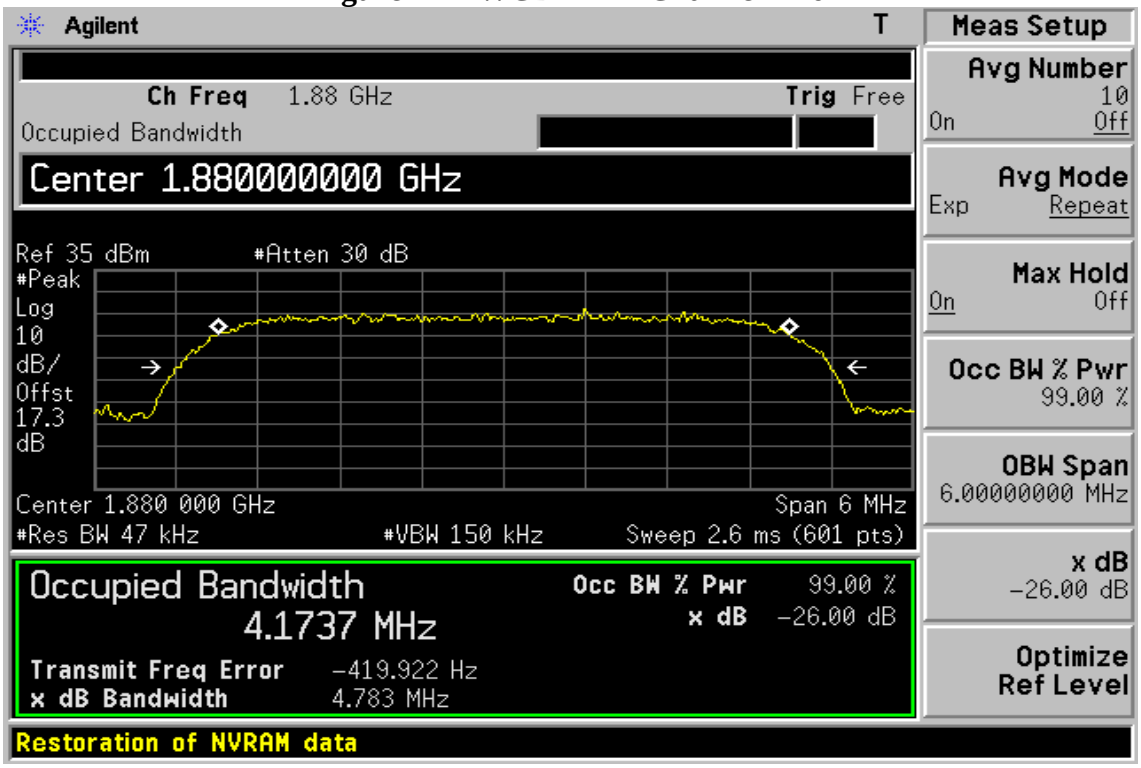

Unless otherwise stated the results shown in this test report refer only to the sample(s) tested and such sample(s) are retained for 90 days only.
除非另有說明，此報告結果僅對測試之樣品負責，同時此樣品僅保留90天。本報告未經本公司書面許可，不可部份複製。
This document is issued by the Company subject to its General Conditions of Service printed overleaf, available on request or accessible at www.sgs.com/terms_and_conditions.htm and, for electronic format documents, subject to Terms and Conditions for Electronic Documents at www.sgs.com/terms_e-document.htm. Attention is drawn to the limitation of liability, indemnification and jurisdiction issues defined therein. Any holder of this document is advised that information contained hereon reflects the Company's findings at the time of its intervention only and within the limits of Client's instructions, if any. The Company's sole responsibility is to its Client and this document does not exonerate parties to a transaction from exercising all their rights and obligations under the transaction documents. This document cannot be reproduced except in full, without prior written approval of the Company. Any unauthorized alteration, forgery or falsification of the content or appearance of this document is unlawful and offenders may be prosecuted to the fullest extent of the law.

Figure 7-15 WCDMA II Channel High

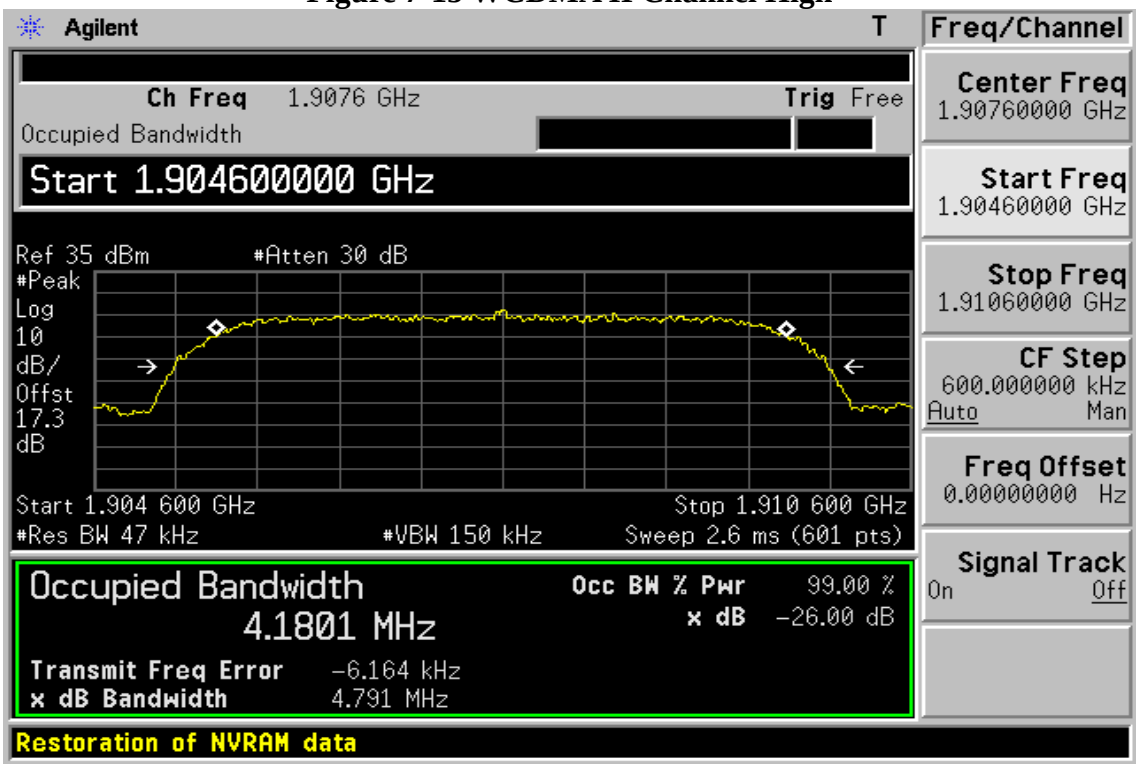

Figure 7-16 WCDMA V Channel Low

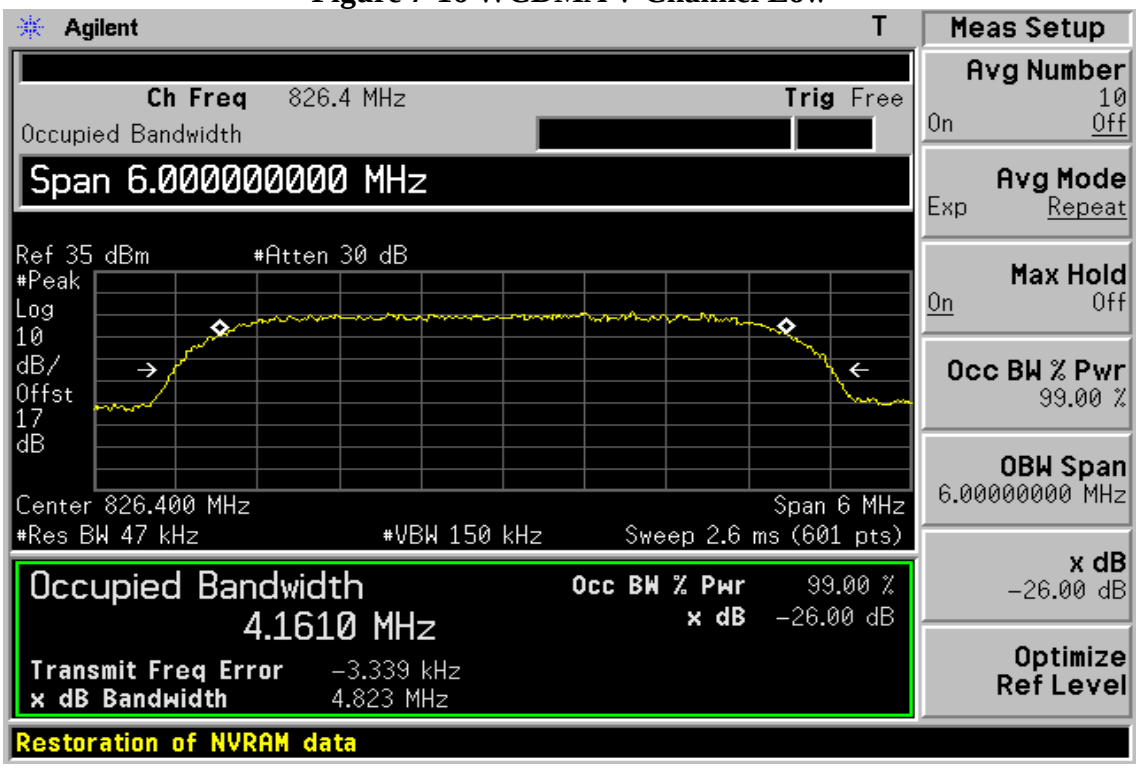

Unless otherwise stated the results shown in this test report refer only to the sample(s) tested and such sample(s) are retained for 90 days only.
除非另有說明，此報告結果僅對測試之樣品負責，同時此樣品僅保留90天。本報告未經本公司書面許可，不可部份複製。
This document is issued by the Company subject to its General Conditions of Service printed overleaf, available on request or accessible at www.sgs.com/terms_and_conditions.htm and, for electronic format documents, subject to Terms and Conditions for Electronic Documents at www.sgs.com/terms_e-document.htm. Attention is drawn to the limitation of liability, indemnification and jurisdiction issues defined therein. Any holder of this document is advised that information contained hereon reflects the Company's findings at the time of its intervention only and within the limits of Client's instructions, if any. The Company's sole responsibility is to its Client and this document does not exonerate parties to a transaction from exercising all their rights and obligations under the transaction documents. This document cannot be reproduced except in full, without prior written approval of the Company. Any unauthorized alteration, forgery or falsification of the content or appearance of this document is unlawful and offenders may be prosecuted to the fullest extent of the law.

Figure 7-17 WCDMA V Channel Mid

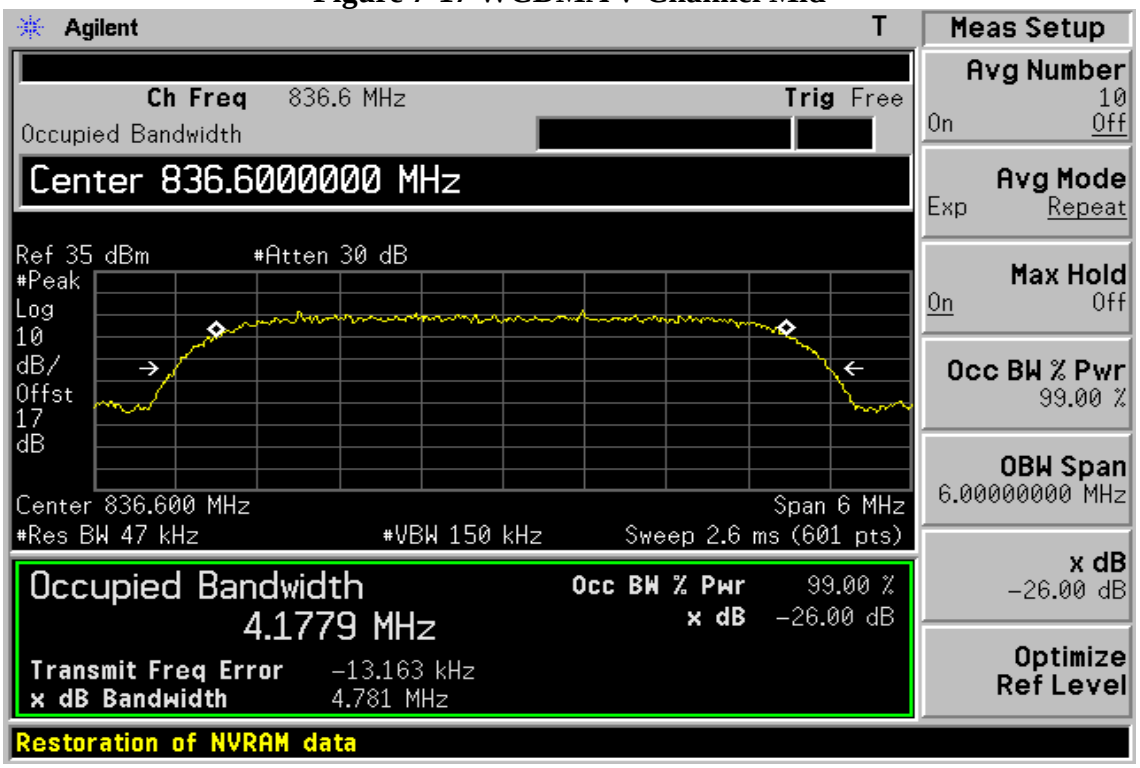

Figure 7-18 WCDMA V Channel High

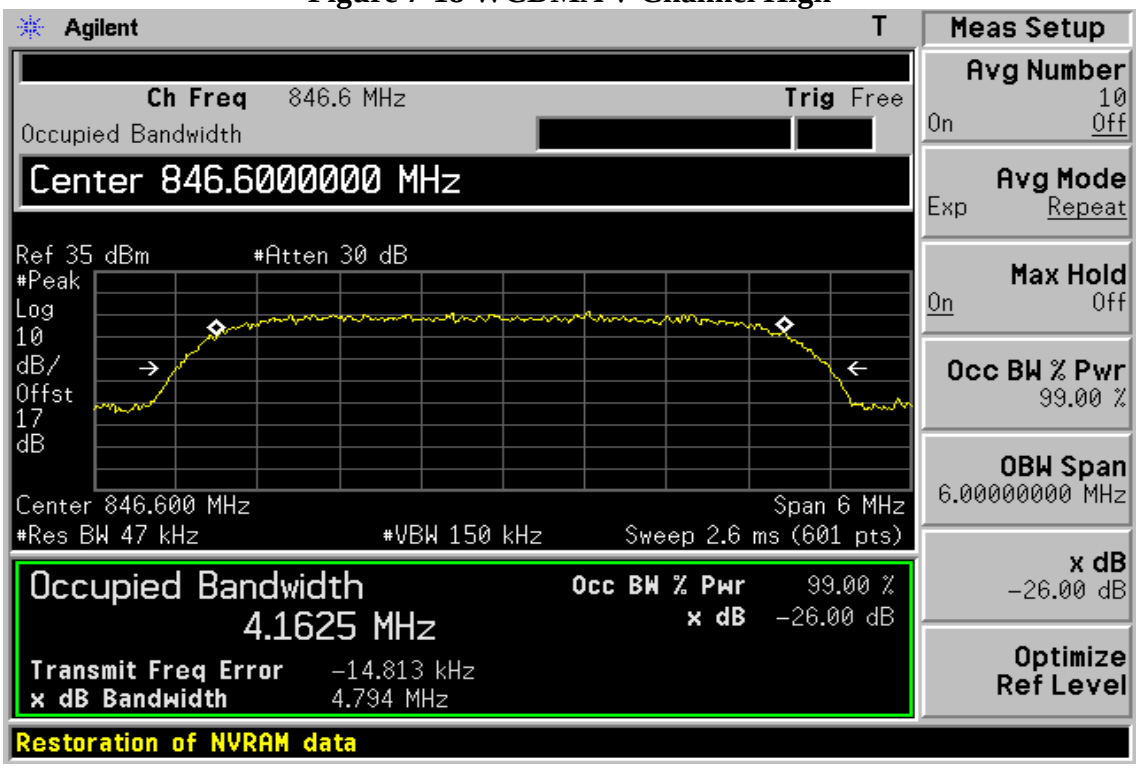

Unless otherwise stated the results shown in this test report refer only to the sample(s) tested and such sample(s) are retained for 90 days only.
除非另有說明，此報告結果僅對測試之樣品負責，同時此樣品僅保留90天。本報告未經本公司書面許可，不可部份複製。
This document is issued by the Company subject to its General Conditions of Service printed overleaf, available on request or accessible at www.sgs.com/terms_and_conditions.htm and, for electronic format documents, subject to Terms and Conditions for Electronic Documents at www.sgs.com/terms_e-document.htm. Attention is drawn to the limitation of liability, indemnification and jurisdiction issues defined therein. Any holder of this document is advised that information contained hereon reflects the Company's findings at the time of its intervention only and within the limits of Client's instructions, if any. The Company's sole responsibility is to its Client and this document does not exonerate parties to a transaction from exercising all their rights and obligations under the transaction documents. This document cannot be reproduced except in full, without prior written approval of the Company. Any unauthorized alteration, forgery or falsification of the content or appearance of this document is unlawful and offenders may be prosecuted to the fullest extent of the law.

Figure 7-19 HSDPA II Channel Low

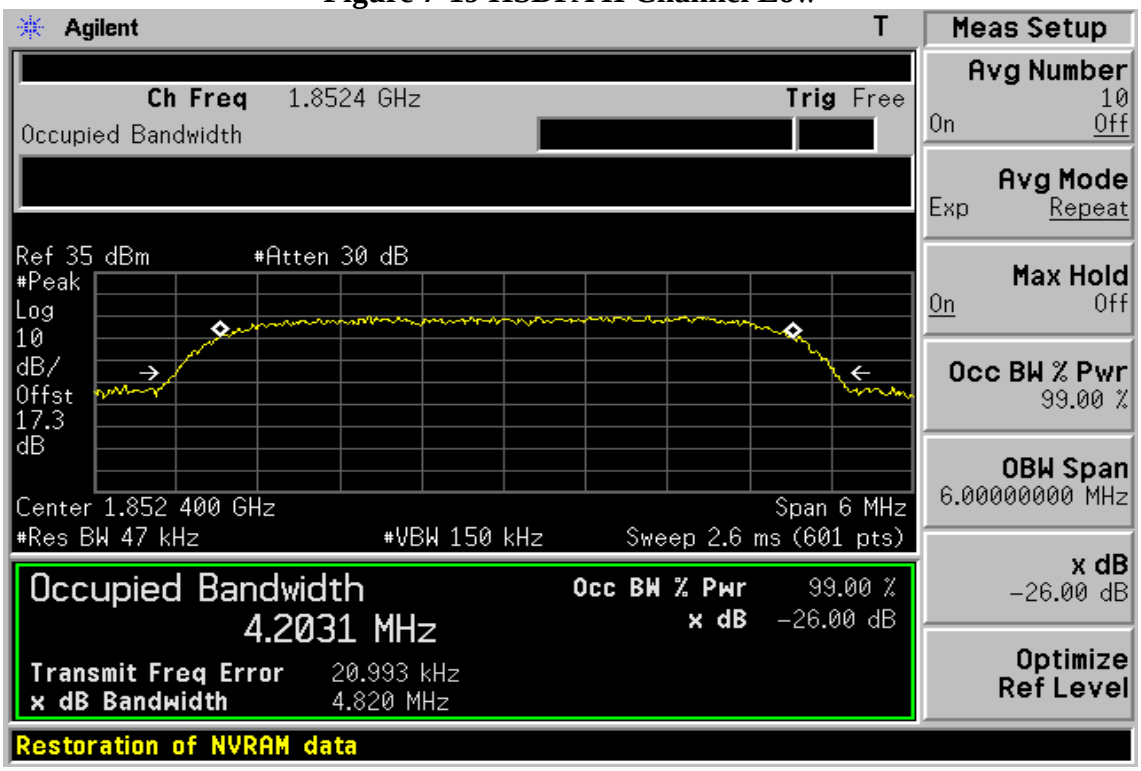

Figure 7-20 HSDPA II Channel Mid

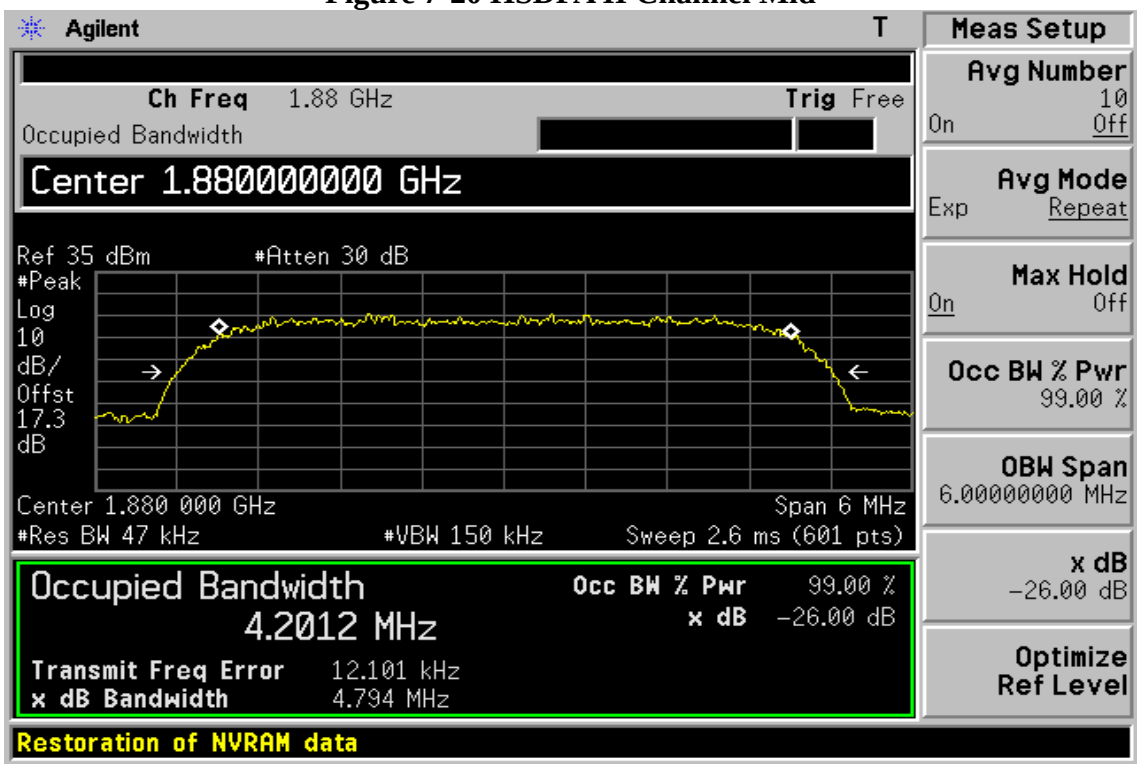

Unless otherwise stated the results shown in this test report refer only to the sample(s) tested and such sample(s) are retained for 90 days only.
除非另有說明，此報告結果僅對測試之樣品負責，同時此樣品僅保留90天。本報告未經本公司書面許可，不可部份複製。
This document is issued by the Company subject to its General Conditions of Service printed overleaf, available on request or accessible at www.sgs.com/terms_and_conditions.htm and, for electronic format documents, subject to Terms and Conditions for Electronic Documents at www.sgs.com/terms_e-document.htm. Attention is drawn to the limitation of liability, indemnification and jurisdiction issues defined therein. Any holder of this document is advised that information contained hereon reflects the Company's findings at the time of its intervention only and within the limits of Client's instructions, if any. The Company's sole responsibility is to its Client and this document does not exonerate parties to a transaction from exercising all their rights and obligations under the transaction documents. This document cannot be reproduced except in full, without prior written approval of the Company. Any unauthorized alteration, forgery or falsification of the content or appearance of this document is unlawful and offenders may be prosecuted to the fullest extent of the law.

Figure 7-21 HSDPA II Channel High

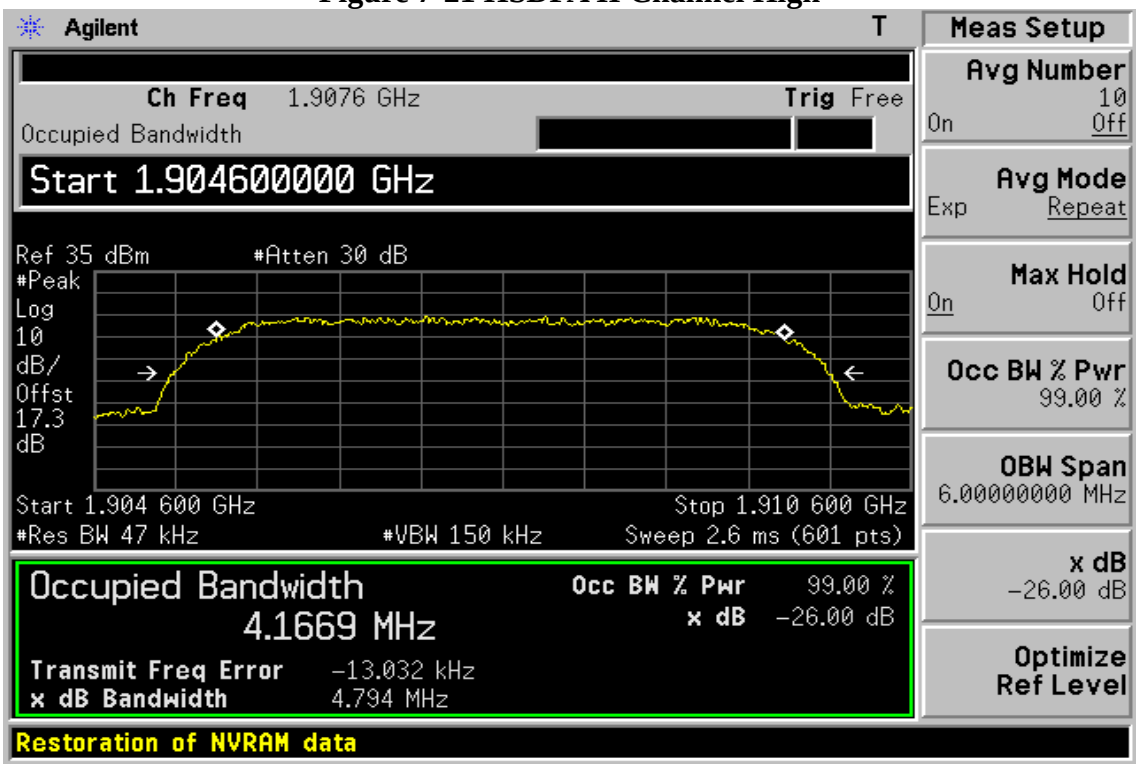

Figure 7-22 HSDPA V Channel Low

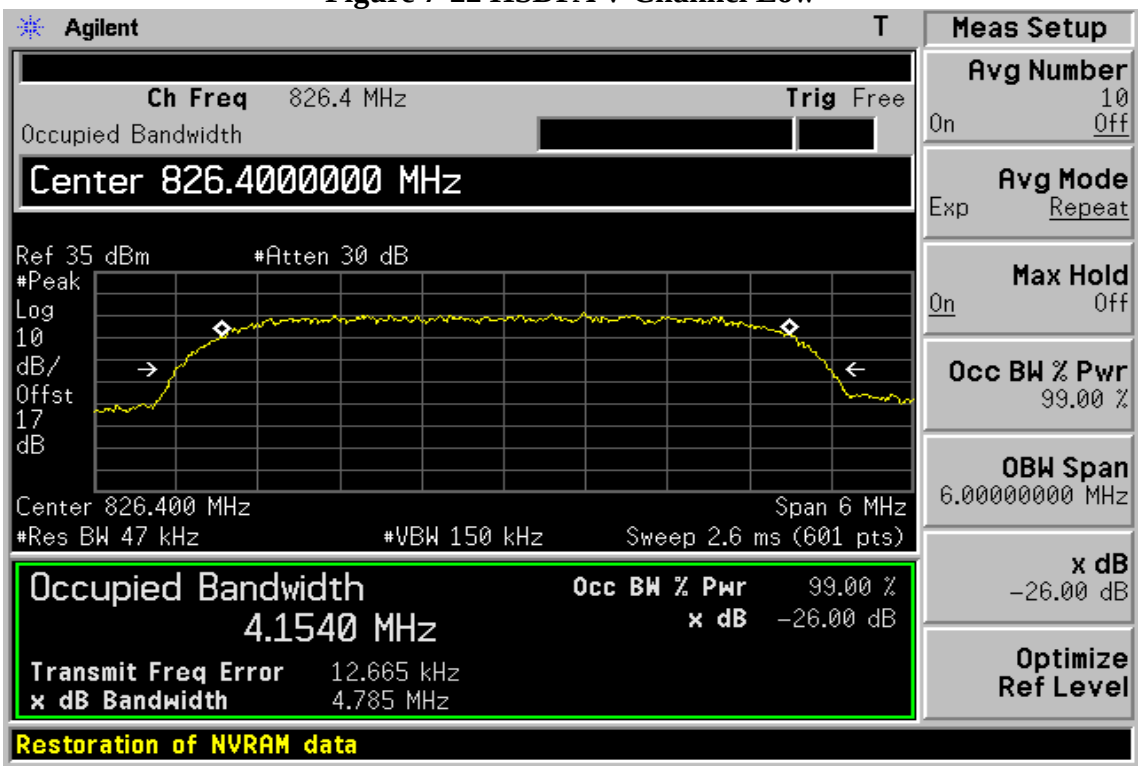

Unless otherwise stated the results shown in this test report refer only to the sample(s) tested and such sample(s) are retained for 90 days only.
除非另有說明，此報告結果僅對測試之樣品負責，同時此樣品僅保留90天。本報告未經本公司書面許可，不可部份複製。
This document is issued by the Company subject to its General Conditions of Service printed overleaf, available on request or accessible at www.sgs.com/terms_and_conditions.htm and, for electronic format documents, subject to Terms and Conditions for Electronic Documents at www.sgs.com/terms_e-document.htm. Attention is drawn to the limitation of liability, indemnification and jurisdiction issues defined therein. Any holder of this document is advised that information contained hereon reflects the Company's findings at the time of its intervention only and within the limits of Client's instructions, if any. The Company's sole responsibility is to its Client and this document does not exonerate parties to a transaction from exercising all their rights and obligations under the transaction documents. This document cannot be reproduced except in full, without prior written approval of the Company. Any unauthorized alteration, forgery or falsification of the content or appearance of this document is unlawful and offenders may be prosecuted to the fullest extent of the law.

Figure 7-23 HSDPA V Channel Mid

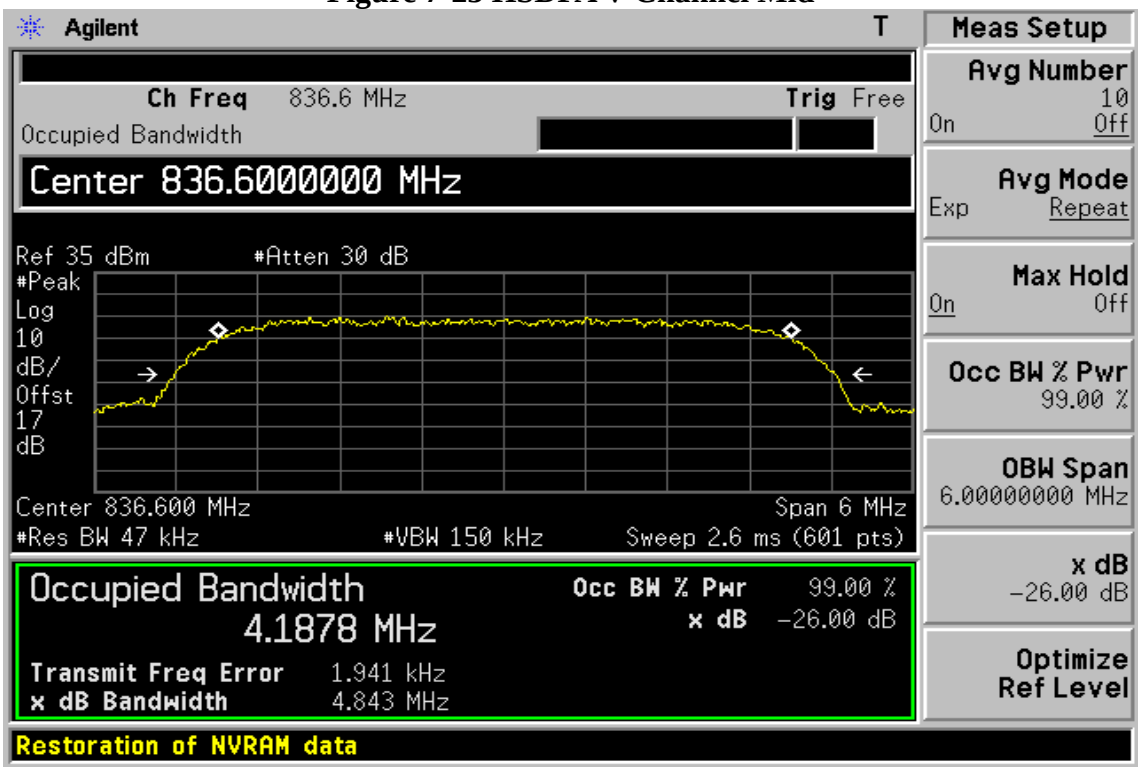

Figure 7-24 HSDPA V Channel High

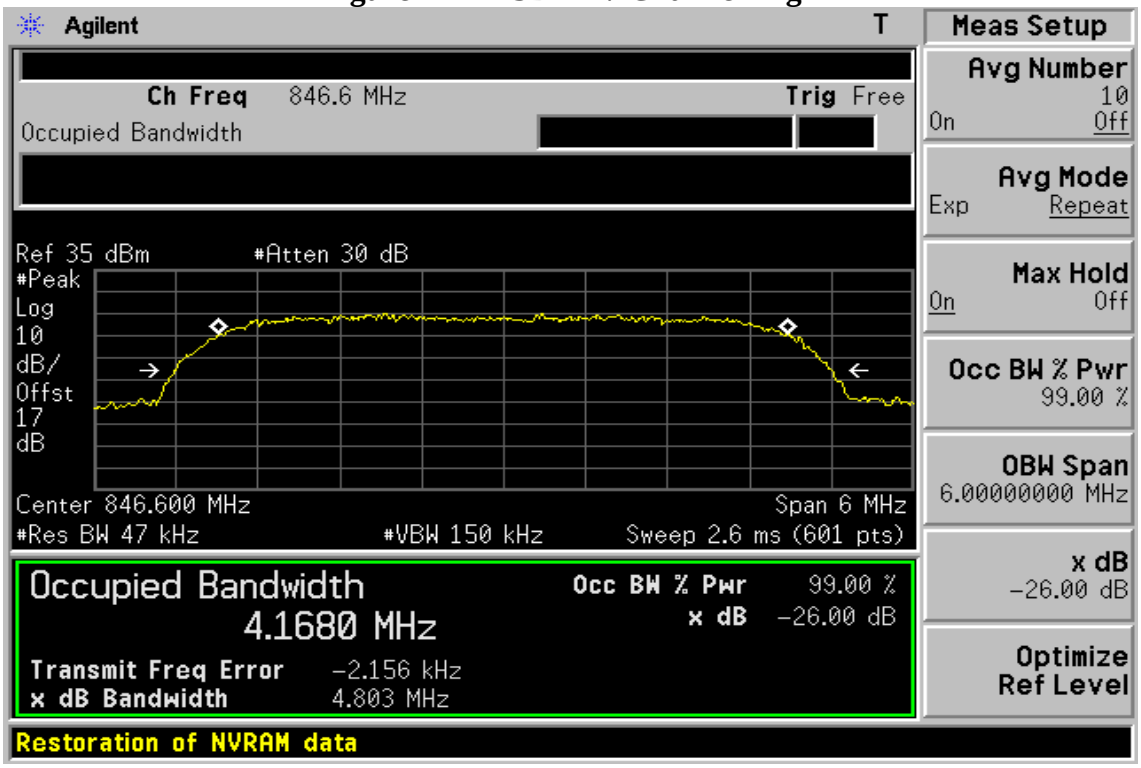

Unless otherwise stated the results shown in this test report refer only to the sample(s) tested and such sample(s) are retained for 90 days only.
除非另有說明，此報告結果僅對測試之樣品負責，同時此樣品僅保留90天。本報告未經本公司書面許可，不可部份複製。
This document is issued by the Company subject to its General Conditions of Service printed overleaf, available on request or accessible at www.sgs.com/terms_and_conditions.htm and, for electronic format documents, subject to Terms and Conditions for Electronic Documents at www.sgs.com/terms_e-document.htm. Attention is drawn to the limitation of liability, indemnification and jurisdiction issues defined therein. Any holder of this document is advised that information contained hereon reflects the Company's findings at the time of its intervention only and within the limits of Client's instructions, if any. The Company's sole responsibility is to its Client and this document does not exonerate parties to a transaction from exercising all their rights and obligations under the transaction documents. This document cannot be reproduced except in full, without prior written approval of the Company. Any unauthorized alteration, forgery or falsification of the content or appearance of this document is unlawful and offenders may be prosecuted to the fullest extent of the law.

Figure 7-25 HSUPA II Channel Low

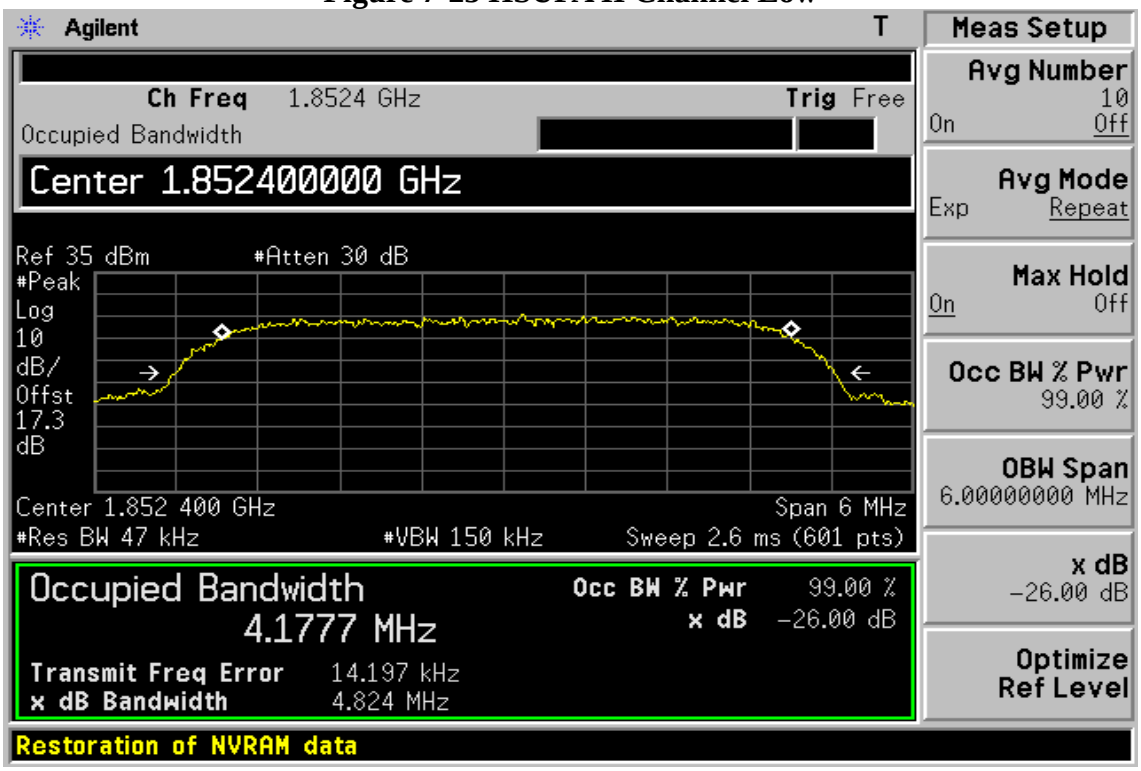

Figure 7-25 HSUPA II Channel Mid

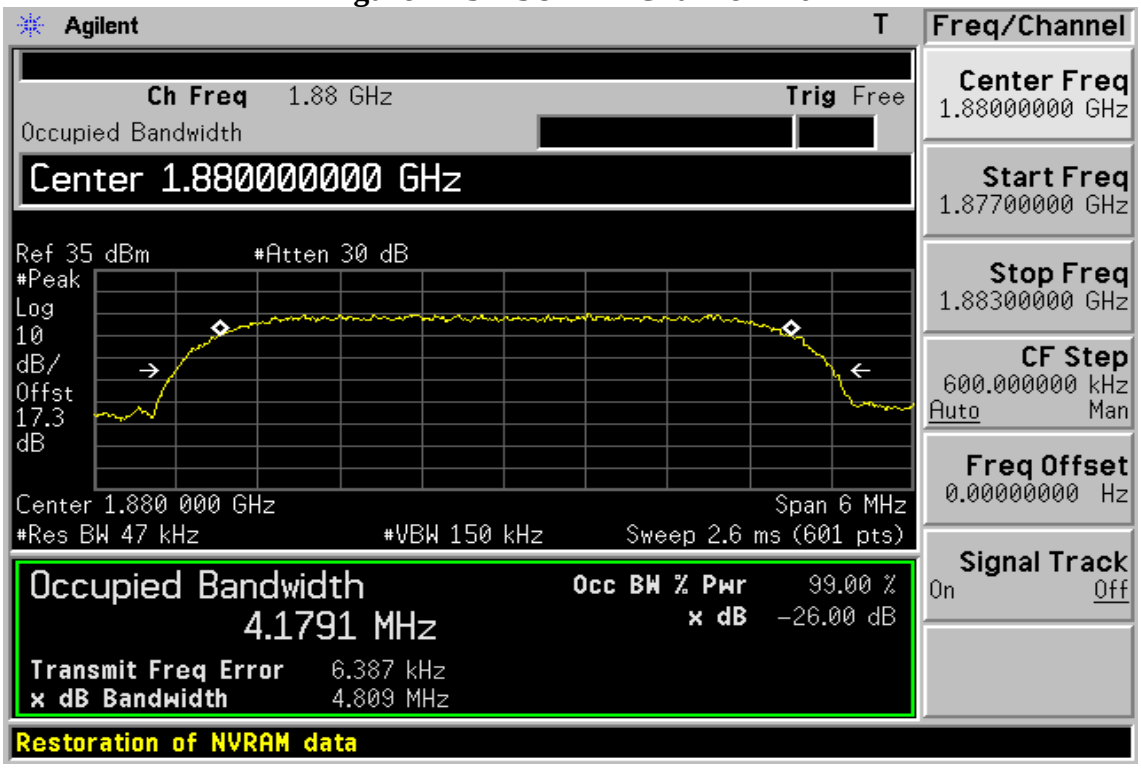

Unless otherwise stated the results shown in this test report refer only to the sample(s) tested and such sample(s) are retained for 90 days only.
除非另有說明，此報告結果僅對測試之樣品負責，同時此樣品僅保留90天。本報告未經本公司書面許可，不可部份複製。
This document is issued by the Company subject to its General Conditions of Service printed overleaf, available on request or accessible at www.sgs.com/terms_and_conditions.htm and, for electronic format documents, subject to Terms and Conditions for Electronic Documents at www.sgs.com/terms_e-document.htm. Attention is drawn to the limitation of liability, indemnification and jurisdiction issues defined therein. Any holder of this document is advised that information contained hereon reflects the Company's findings at the time of its intervention only and within the limits of Client's instructions, if any. The Company's sole responsibility is to its Client and this document does not exonerate parties to a transaction from exercising all their rights and obligations under the transaction documents. This document cannot be reproduced except in full, without prior written approval of the Company. Any unauthorized alteration, forgery or falsification of the content or appearance of this document is unlawful and offenders may be prosecuted to the fullest extent of the law.

Figure 7-26 HSUPA II Channel High

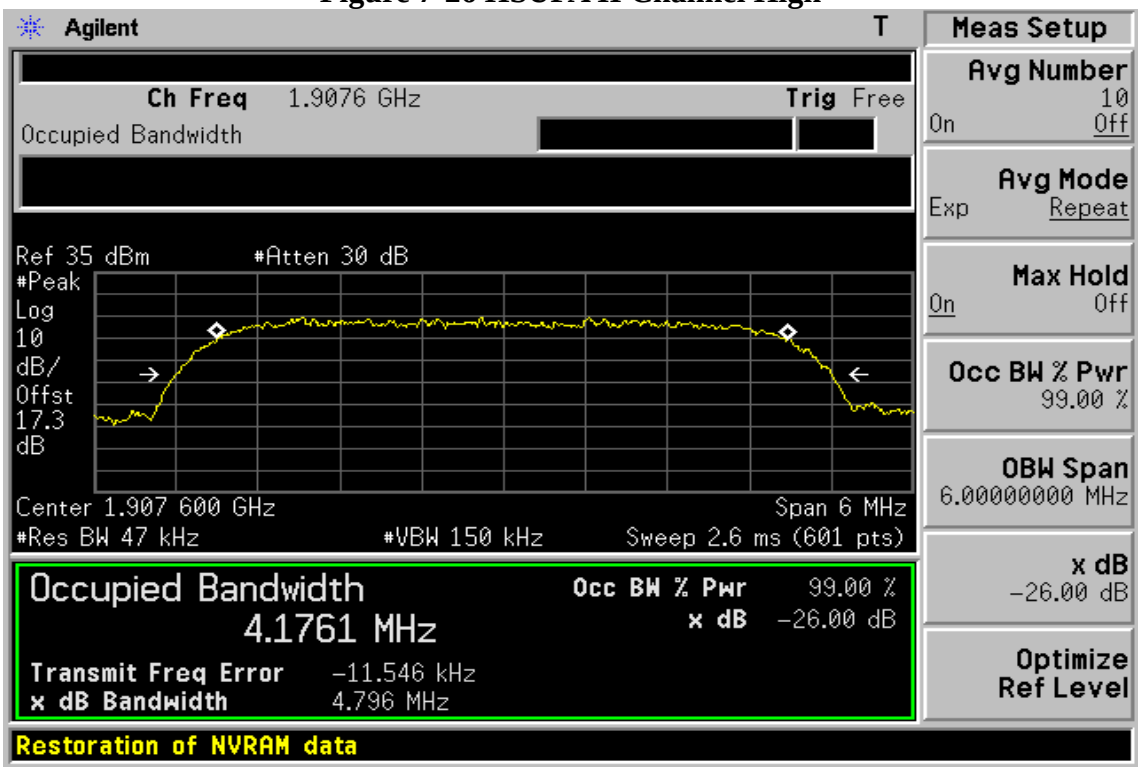

Figure 7-27 HSUPA V Channel Low

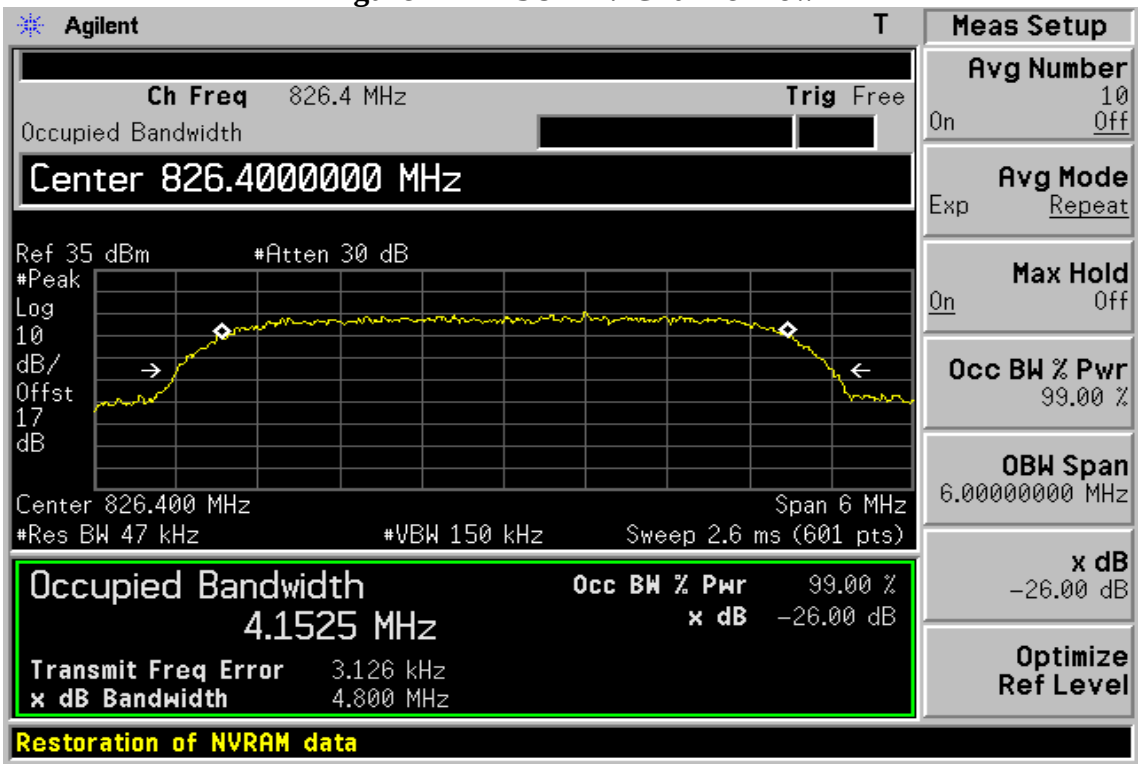

Unless otherwise stated the results shown in this test report refer only to the sample(s) tested and such sample(s) are retained for 90 days only.
除非另有說明，此報告結果僅對測試之樣品負責，同時此樣品僅保留90天。本報告未經本公司書面許可，不可部份複製。
This document is issued by the Company subject to its General Conditions of Service printed overleaf, available on request or accessible at www.sgs.com/terms_and_conditions.htm and, for electronic format documents, subject to Terms and Conditions for Electronic Documents at www.sgs.com/terms_e-document.htm. Attention is drawn to the limitation of liability, indemnification and jurisdiction issues defined therein. Any holder of this document is advised that information contained hereon reflects the Company's findings at the time of its intervention only and within the limits of Client's instructions, if any. The Company's sole responsibility is to its Client and this document does not exonerate parties to a transaction from exercising all their rights and obligations under the transaction documents. This document cannot be reproduced except in full, without prior written approval of the Company. Any unauthorized alteration, forgery or falsification of the content or appearance of this document is unlawful and offenders may be prosecuted to the fullest extent of the law.

Figure 7-28 HSUPA V Channel Mid

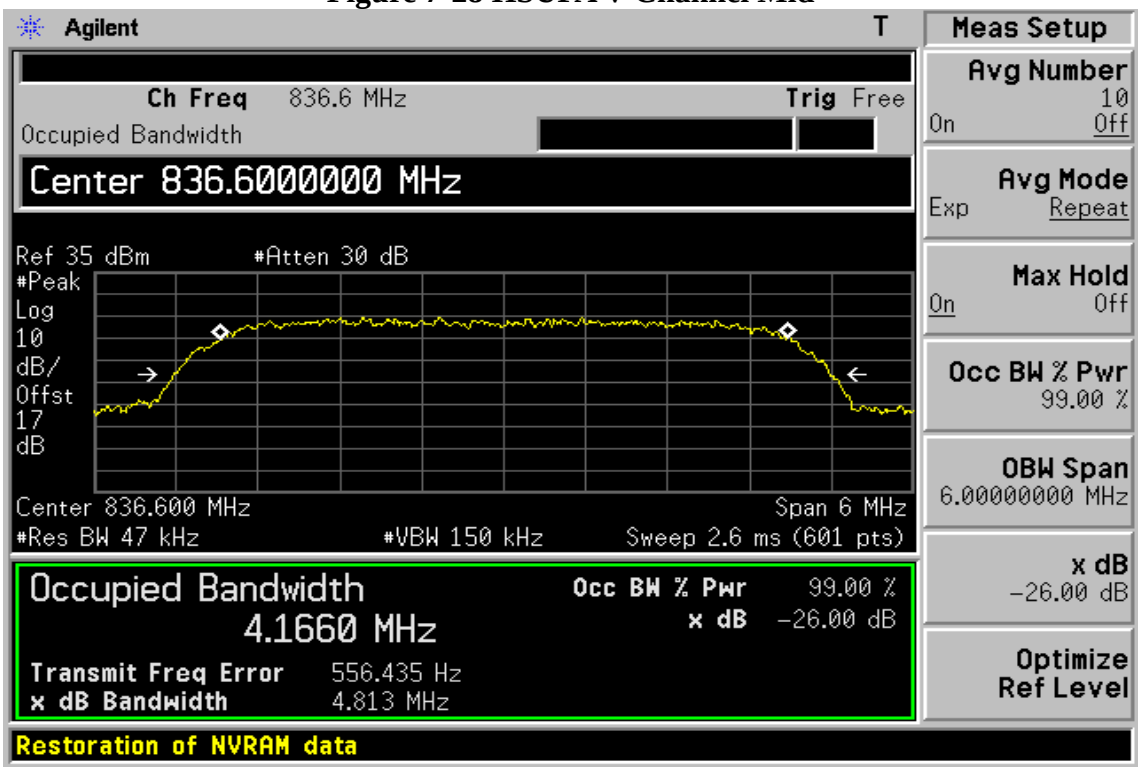

Figure 7-29 HSUPA V Channel High

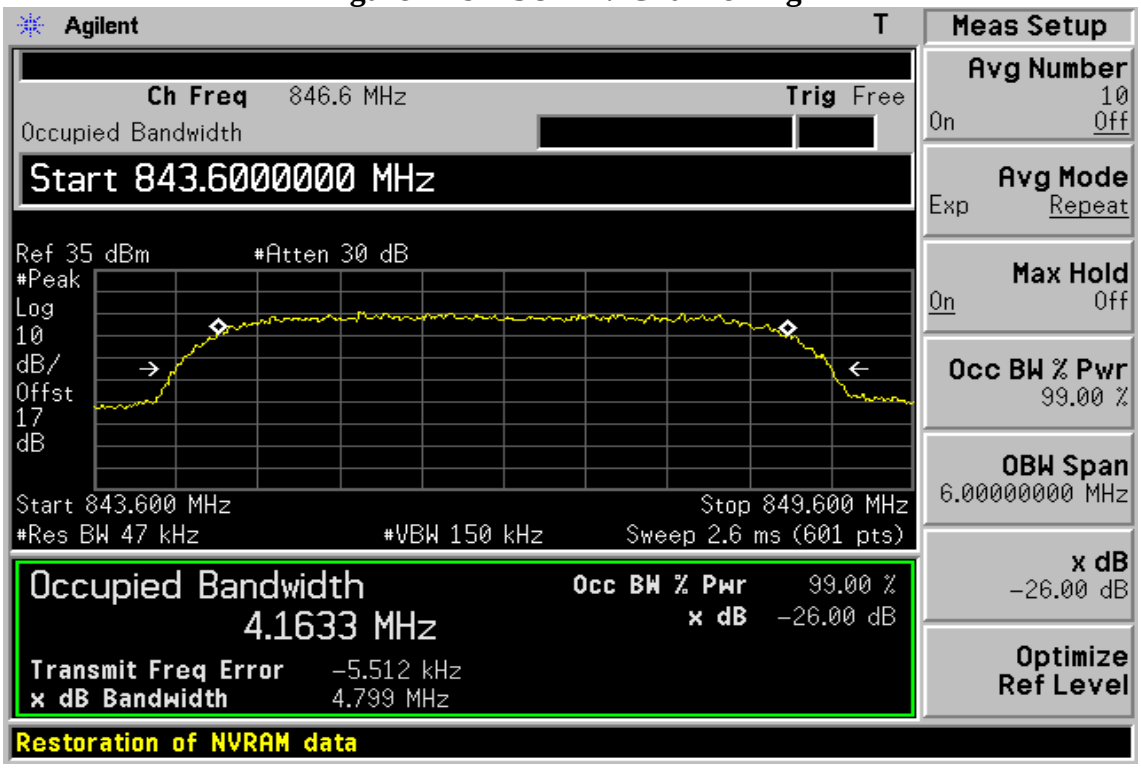

Unless otherwise stated the results shown in this test report refer only to the sample(s) tested and such sample(s) are retained for 90 days only.
除非另有說明，此報告結果僅對測試之樣品負責，同時此樣品僅保留90天。本報告未經本公司書面許可，不可部份複製。
This document is issued by the Company subject to its General Conditions of Service printed overleaf, available on request or accessible at www.sgs.com/terms_and_conditions.htm and, for electronic format documents, subject to Terms and Conditions for Electronic Documents at www.sgs.com/terms_e-document.htm. Attention is drawn to the limitation of liability, indemnification and jurisdiction issues defined therein. Any holder of this document is advised that information contained hereon reflects the Company's findings at the time of its intervention only and within the limits of Client's instructions, if any. The Company's sole responsibility is to its Client and this document does not exonerate parties to a transaction from exercising all their rights and obligations under the transaction documents. This document cannot be reproduced except in full, without prior written approval of the Company. Any unauthorized alteration, forgery or falsification of the content or appearance of this document is unlawful and offenders may be prosecuted to the fullest extent of the law.

8. OUT OF BAND EMISSION AT ANTENNA TERMINALS

8.1. Standard Applicable:

According to FCC §2.1051.

FCC §22.917(a),§24.238(a) the magnitude of each spurious and harmonic emission that can be detected when the equipment is operated under the conditions specified in the instruction manual and/ or alignment procedure, shall not be less than 43 + 10 log (mean output power in watts) dBc below the mean power output outside a license's frequency block (-13dBm)

8.2. Test SET-UP:

Out of band emission

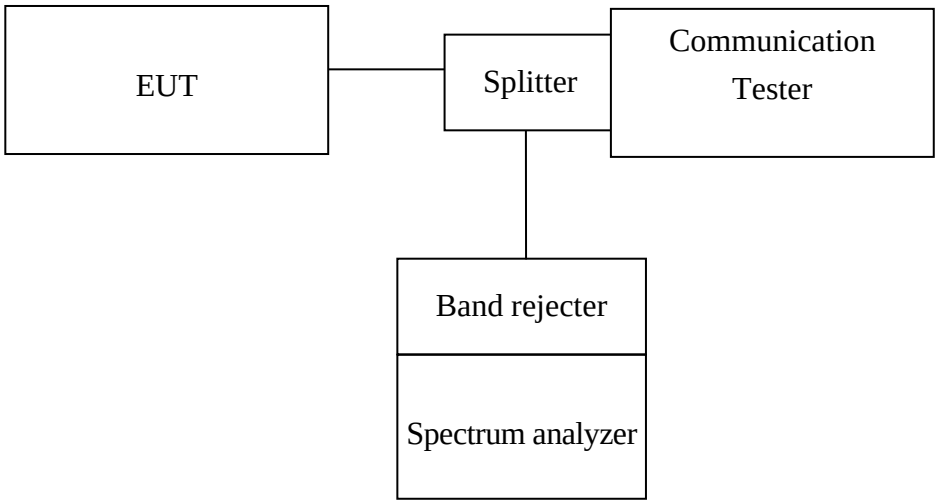

Band Edge

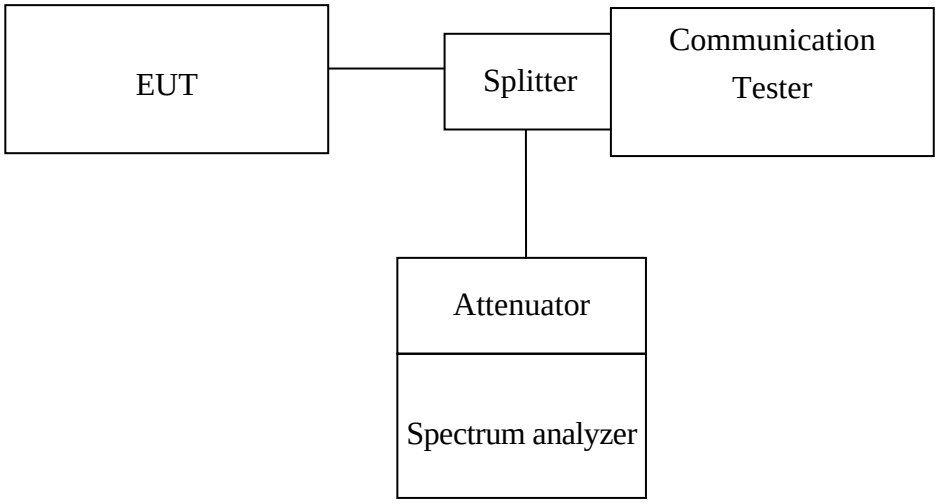

Unless otherwise stated the results shown in this test report refer only to the sample(s) tested and such sample(s) are retained for 90 days only.
除非另有說明，此報告結果僅對測試之樣品負責，同時此樣品僅保留90天。本報告未經本公司書面許可，不可部份複製。
This document is issued by the Company subject to its General Conditions of Service printed overleaf, available on request or accessible at www.sgs.com/terms_and_conditions.htm and, for electronic format documents, subject to Terms and Conditions for Electronic Documents at www.sgs.com/terms_e-document.htm. Attention is drawn to the limitation of liability, indemnification and jurisdiction issues defined therein. Any holder of this document is advised that information contained hereon reflects the Company's findings at the time of its intervention only and within the limits of Client's instructions, if any. The Company's sole responsibility is to its Client and this document does not exonerate parties to a transaction from exercising all their rights and obligations under the transaction documents. This document cannot be reproduced except in full, without prior written approval of the Company. Any unauthorized alteration, forgery or falsification of the content or appearance of this document is unlawful and offenders may be prosecuted to the fullest extent of the law.

8.3. Measurement Procedure:

The RF output of the transceiver was connected to a spectrum analyzer through appropriate attenuation The resolution bandwidth of the spectrum analyzer was set at 1MHz, sufficient scans were taken to show the out of band Emissions if any up to 10th harmonic.

For the out of band: Set the RBW, VBW = 1MHz, Start=30MHz, Stop= 10 th harmonic. Limit = -13dBm

Band Edge Requirements: In the 1 MHz bands immediately outside and adjacent to the frequency block, a resolution bandwidth of at least 1 percent of the emission bandwidth of the fundamental emission of the transmitter may be employed to measure the out of band Emissions. Limit, -13dBm.

8.4. Measurement Equipment Used:

Refer to section 2.4 in this report

Unless otherwise stated the results shown in this test report refer only to the sample(s) tested and such sample(s) are retained for 90 days only.
除非另有說明，此報告結果僅對測試之樣品負責，同時此樣品僅保留90天。本報告未經本公司書面許可，不可部份複製。
This document is issued by the Company subject to its General Conditions of Service printed overleaf, available on request or accessible at www.sgs.com/terms_and_conditions.htm and, for electronic format documents, subject to Terms and Conditions for Electronic Documents at www.sgs.com/terms_e-document.htm. Attention is drawn to the limitation of liability, indemnification and jurisdiction issues defined therein. Any holder of this document is advised that information contained hereon reflects the Company's findings at the time of its intervention only and within the limits of Client's instructions, if any. The Company's sole responsibility is to its Client and this document does not exonerate parties to a transaction from exercising all their rights and obligations under the transaction documents. This document cannot be reproduced except in full, without prior written approval of the Company. Any unauthorized alteration, forgery or falsification of the content or appearance of this document is unlawful and offenders may be prosecuted to the fullest extent of the law.

8.5. Measurement Result:

Figure 8-1: Out of Band emission at antenna terminals– GSM 850 Channel Lowest

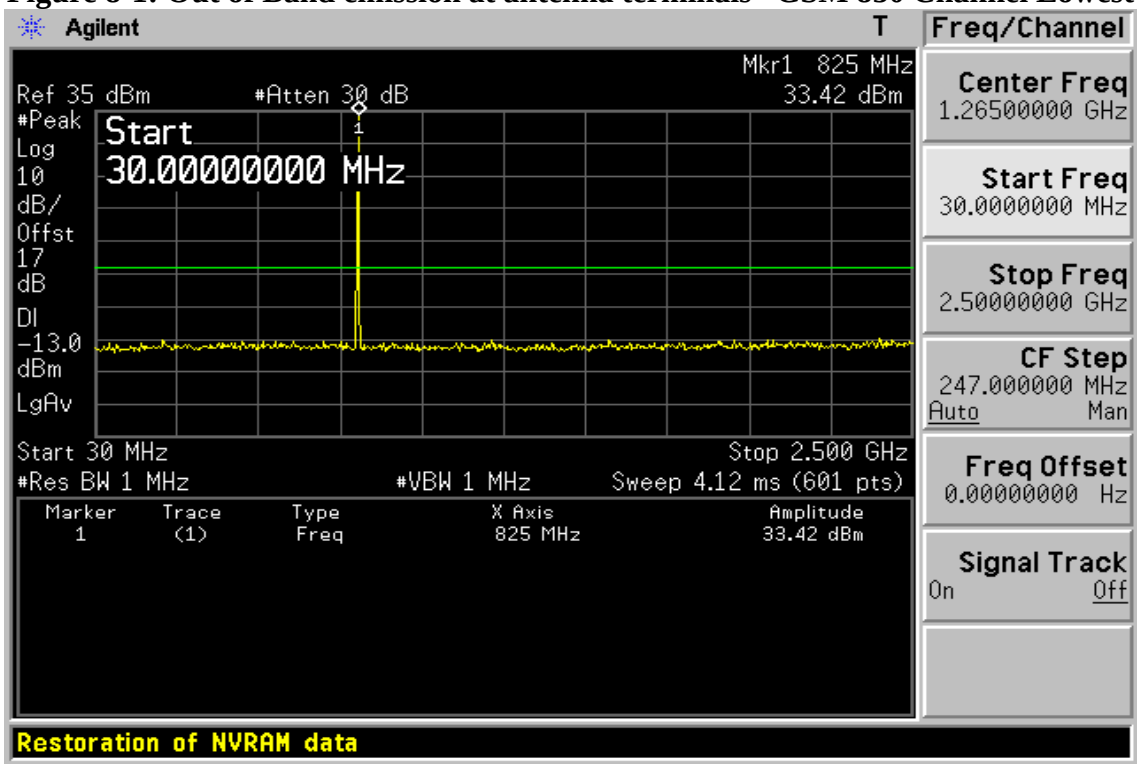

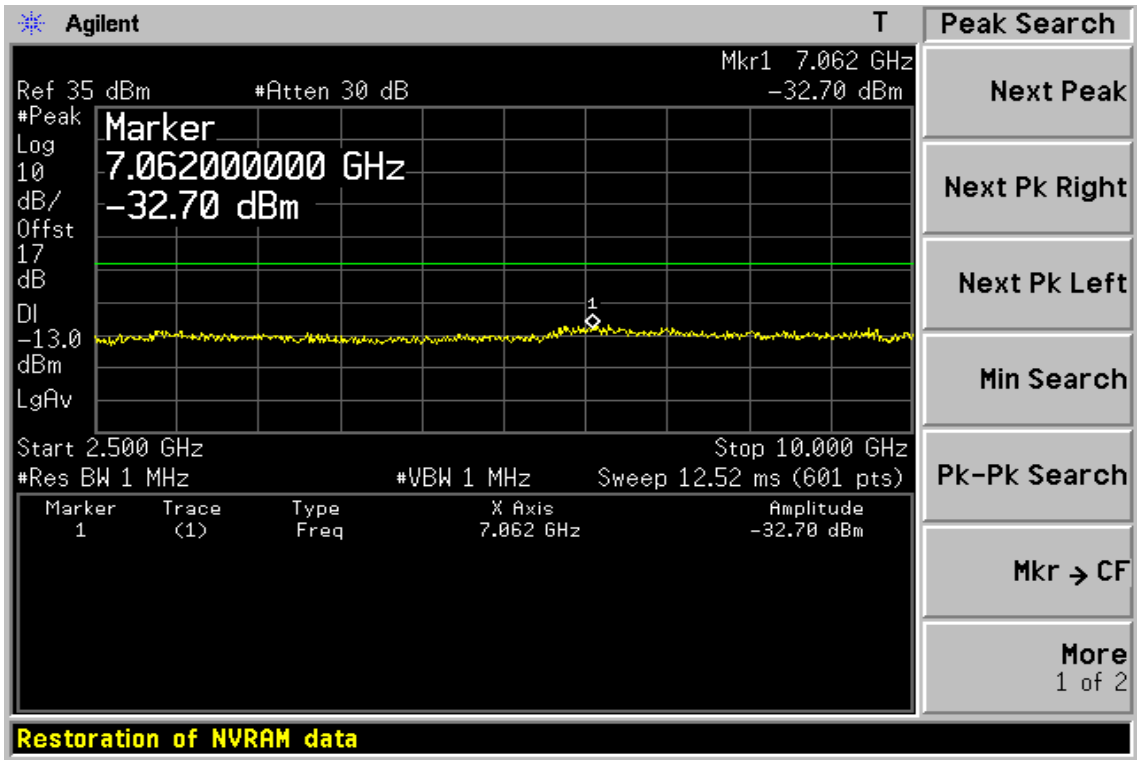

Unless otherwise stated the results shown in this test report refer only to the sample(s) tested and such sample(s) are retained for 90 days only.
除非另有說明，此報告結果僅對測試之樣品負責，同時此樣品僅保留90天。本報告未經本公司書面許可，不可部份複製。
This document is issued by the Company subject to its General Conditions of Service printed overleaf, available on request or accessible at www.sgs.com/terms_and_conditions.htm and, for electronic format documents, subject to Terms and Conditions for Electronic Documents at www.sgs.com/terms_e-document.htm. Attention is drawn to the limitation of liability, indemnification and jurisdiction issues defined therein. Any holder of this document is advised that information contained hereon reflects the Company's findings at the time of its intervention only and within the limits of Client's instructions, if any. The Company's sole responsibility is to its Client and this document does not exonerate parties to a transaction from exercising all their rights and obligations under the transaction documents. This document cannot be reproduced except in full, without prior written approval of the Company. Any unauthorized alteration, forgery or falsification of the content or appearance of this document is unlawful and offenders may be prosecuted to the fullest extent of the law.

Figure 8-2: Out of Band emission at antenna terminals –GSM 850 Channel Mid

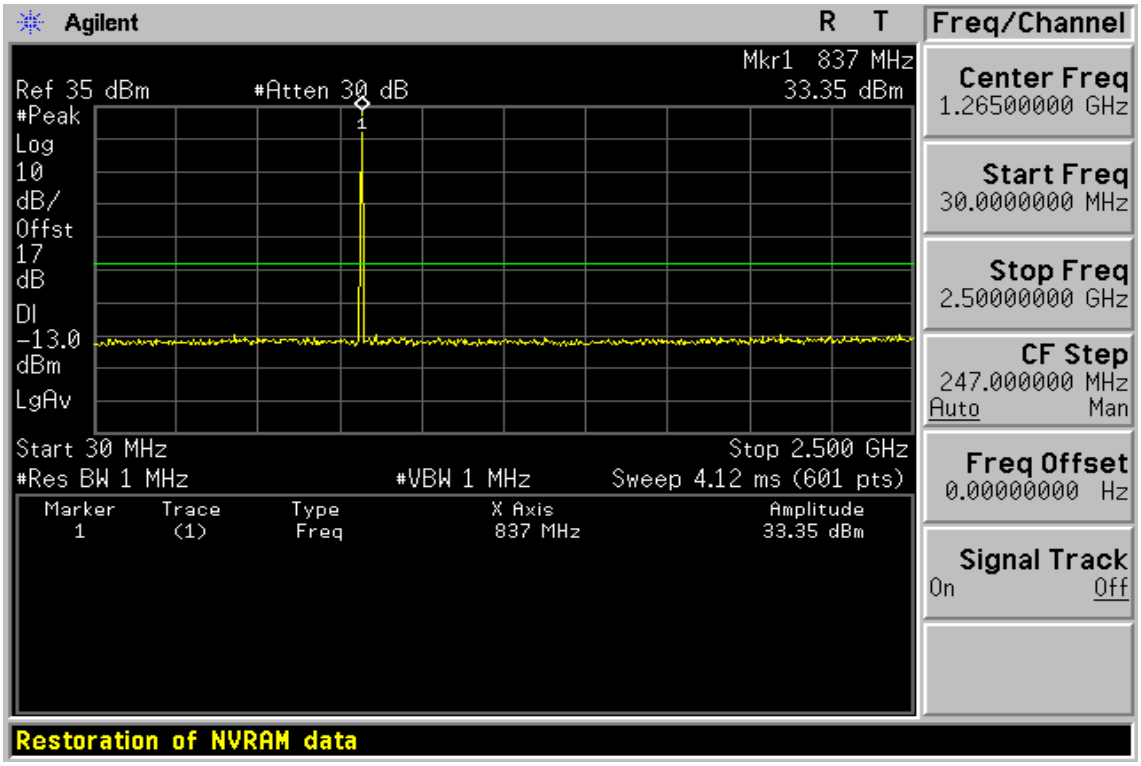

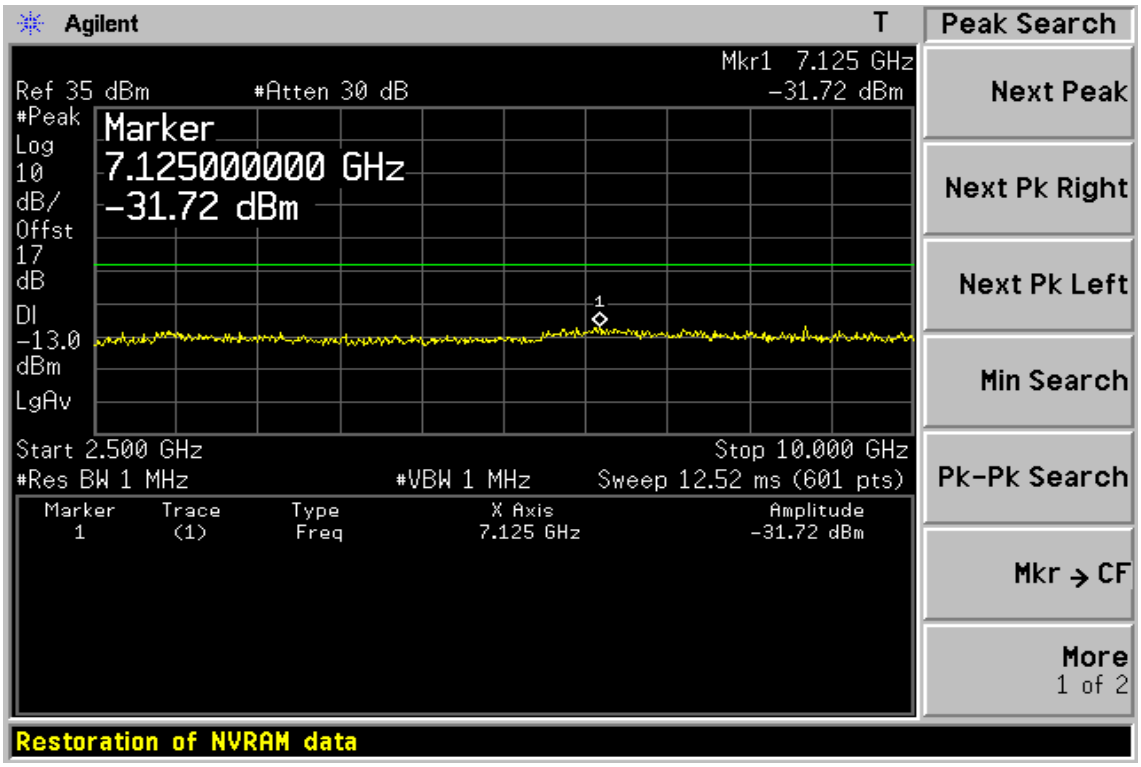

Unless otherwise stated the results shown in this test report refer only to the sample(s) tested and such sample(s) are retained for 90 days only.
除非另有說明，此報告結果僅對測試之樣品負責，同時此樣品僅保留90天。本報告未經本公司書面許可，不可部份複製。
This document is issued by the Company subject to its General Conditions of Service printed overleaf, available on request or accessible at www.sgs.com/terms_and_conditions.htm and, for electronic format documents, subject to Terms and Conditions for Electronic Documents at www.sgs.com/terms_e-document.htm. Attention is drawn to the limitation of liability, indemnification and jurisdiction issues defined therein. Any holder of this document is advised that information contained hereon reflects the Company's findings at the time of its intervention only and within the limits of Client's instructions, if any. The Company's sole responsibility is to its Client and this document does not exonerate parties to a transaction from exercising all their rights and obligations under the transaction documents. This document cannot be reproduced except in full, without prior written approval of the Company. Any unauthorized alteration, forgery or falsification of the content or appearance of this document is unlawful and offenders may be prosecuted to the fullest extent of the law.

Figure 8-3: Out of Band emission at antenna terminals–GSM 850 Channel Highest

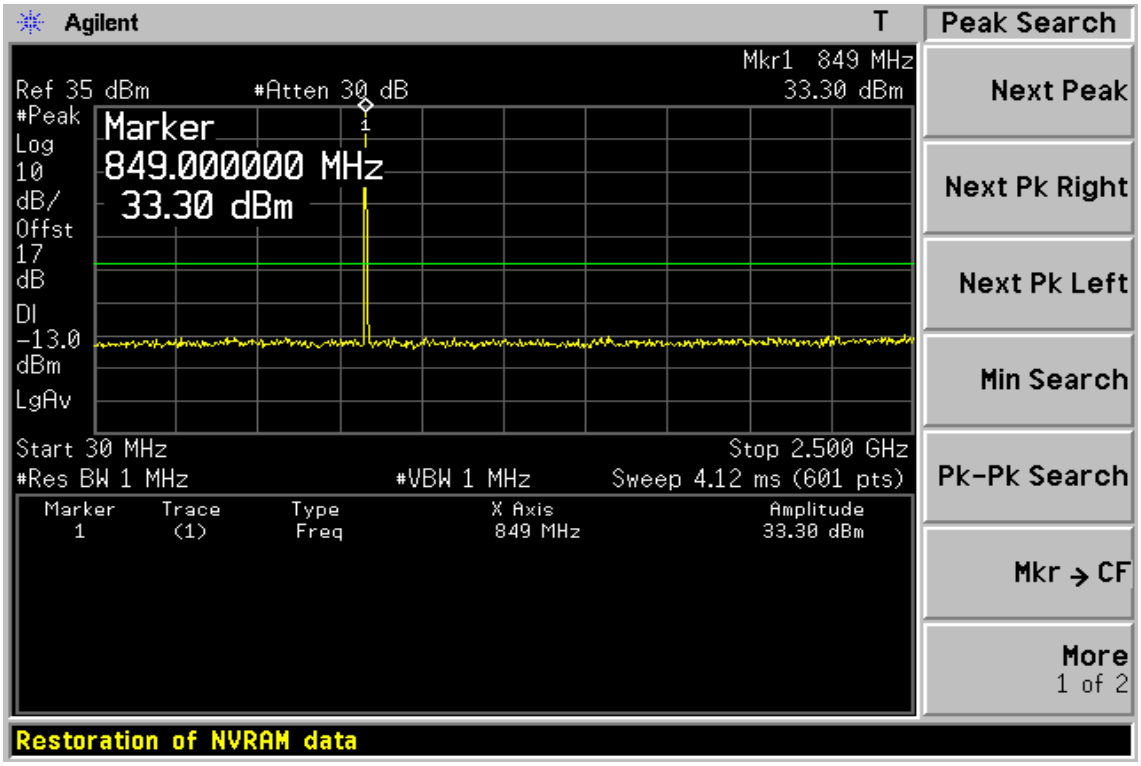

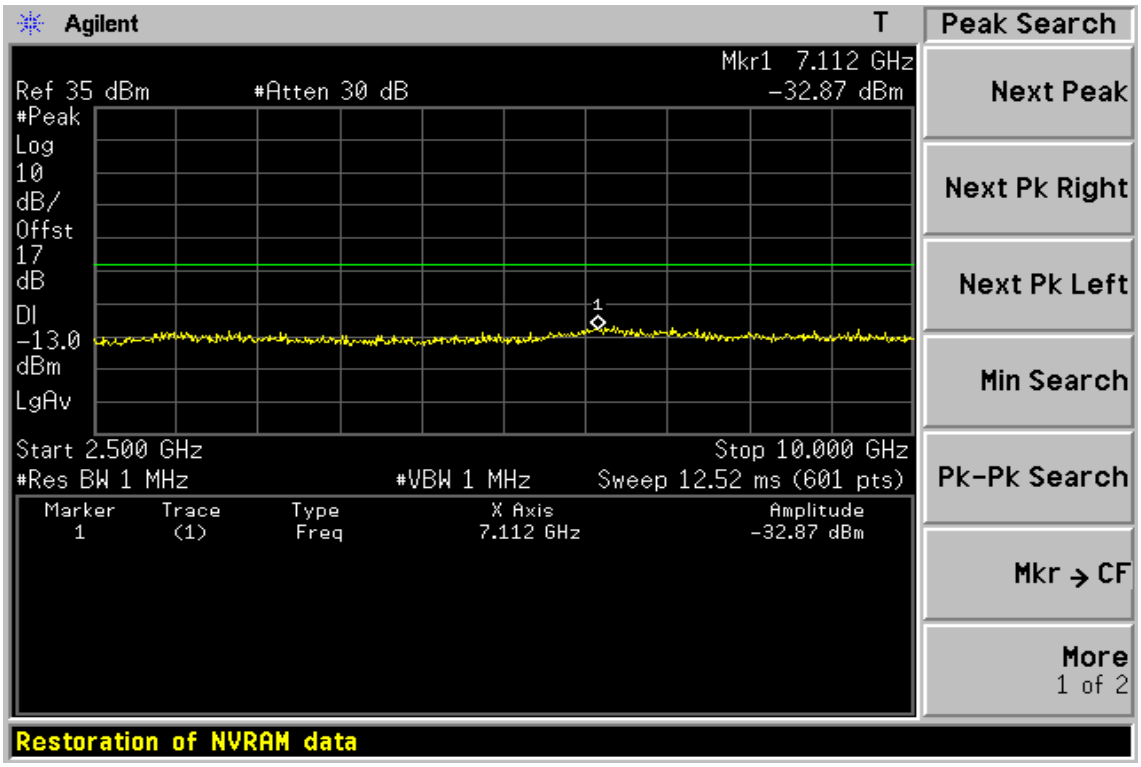

Unless otherwise stated the results shown in this test report refer only to the sample(s) tested and such sample(s) are retained for 90 days only.
除非另有說明，此報告結果僅對測試之樣品負責，同時此樣品僅保留90天。本報告未經本公司書面許可，不可部份複製。
This document is issued by the Company subject to its General Conditions of Service printed overleaf, available on request or accessible at www.sgs.com/terms_and_conditions.htm and, for electronic format documents, subject to Terms and Conditions for Electronic Documents at www.sgs.com/terms_e-document.htm. Attention is drawn to the limitation of liability, indemnification and jurisdiction issues defined therein. Any holder of this document is advised that information contained hereon reflects the Company's findings at the time of its intervention only and within the limits of Client's instructions, if any. The Company's sole responsibility is to its Client and this document does not exonerate parties to a transaction from exercising all their rights and obligations under the transaction documents. This document cannot be reproduced except in full, without prior written approval of the Company. Any unauthorized alteration, forgery or falsification of the content or appearance of this document is unlawful and offenders may be prosecuted to the fullest extent of the law.

Figure 8-4: Band edge emission at antenna terminals –GSM 850 Channel Lowest

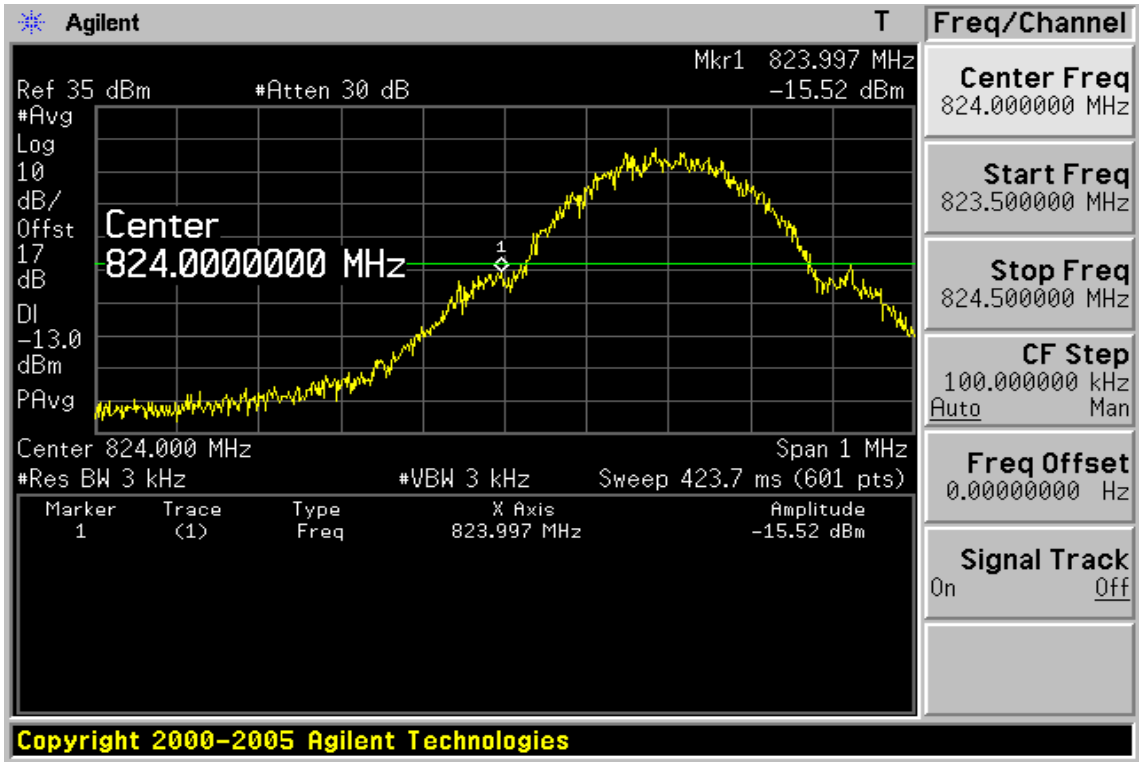

Figure 8-5: Band edge emission at antenna terminals –GSM 850 Channel Highest

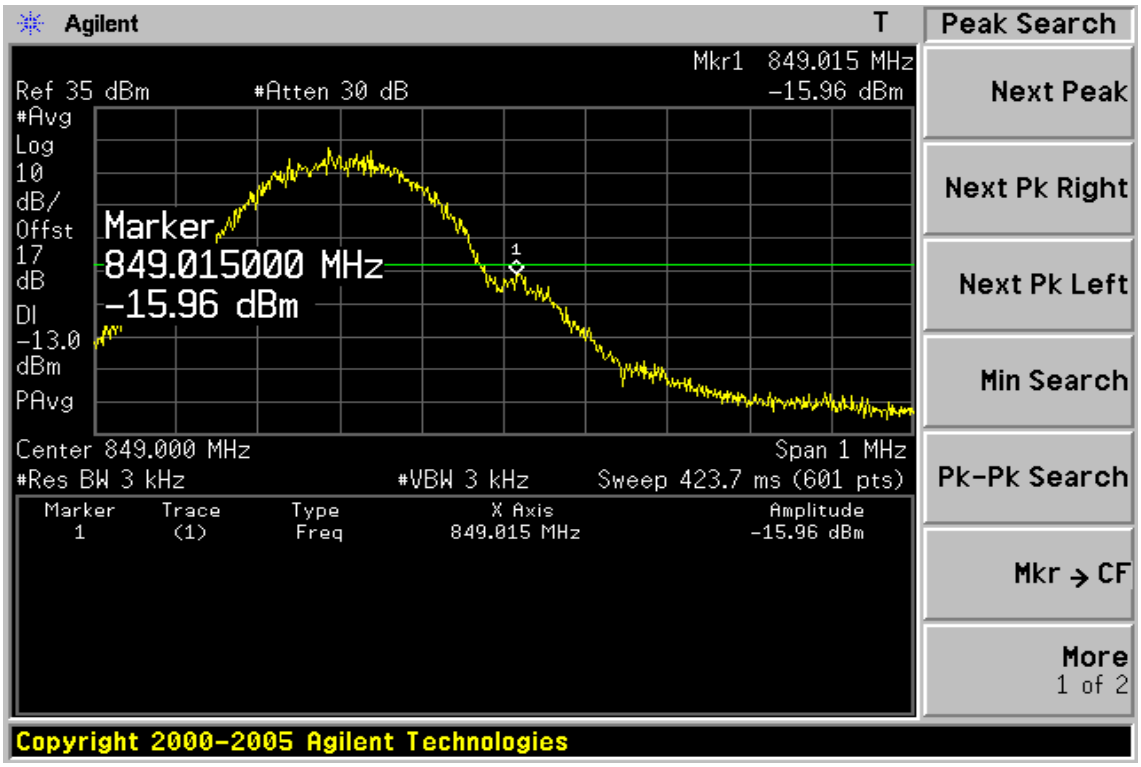

Unless otherwise stated the results shown in this test report refer only to the sample(s) tested and such sample(s) are retained for 90 days only.
除非另有說明，此報告結果僅對測試之樣品負責，同時此樣品僅保留90天。本報告未經本公司書面許可，不可部份複製。
This document is issued by the Company subject to its General Conditions of Service printed overleaf, available on request or accessible at www.sgs.com/terms_and_conditions.htm and, for electronic format documents, subject to Terms and Conditions for Electronic Documents at www.sgs.com/terms_e-document.htm. Attention is drawn to the limitation of liability, indemnification and jurisdiction issues defined therein. Any holder of this document is advised that information contained hereon reflects the Company's findings at the time of its intervention only and within the limits of Client's instructions, if any. The Company's sole responsibility is to its Client and this document does not exonerate parties to a transaction from exercising all their rights and obligations under the transaction documents. This document cannot be reproduced except in full, without prior written approval of the Company. Any unauthorized alteration, forgery or falsification of the content or appearance of this document is unlawful and offenders may be prosecuted to the fullest extent of the law.

Figure 8-6: Out of Band emission at antenna terminals–GSM 1900 Channel Lowest

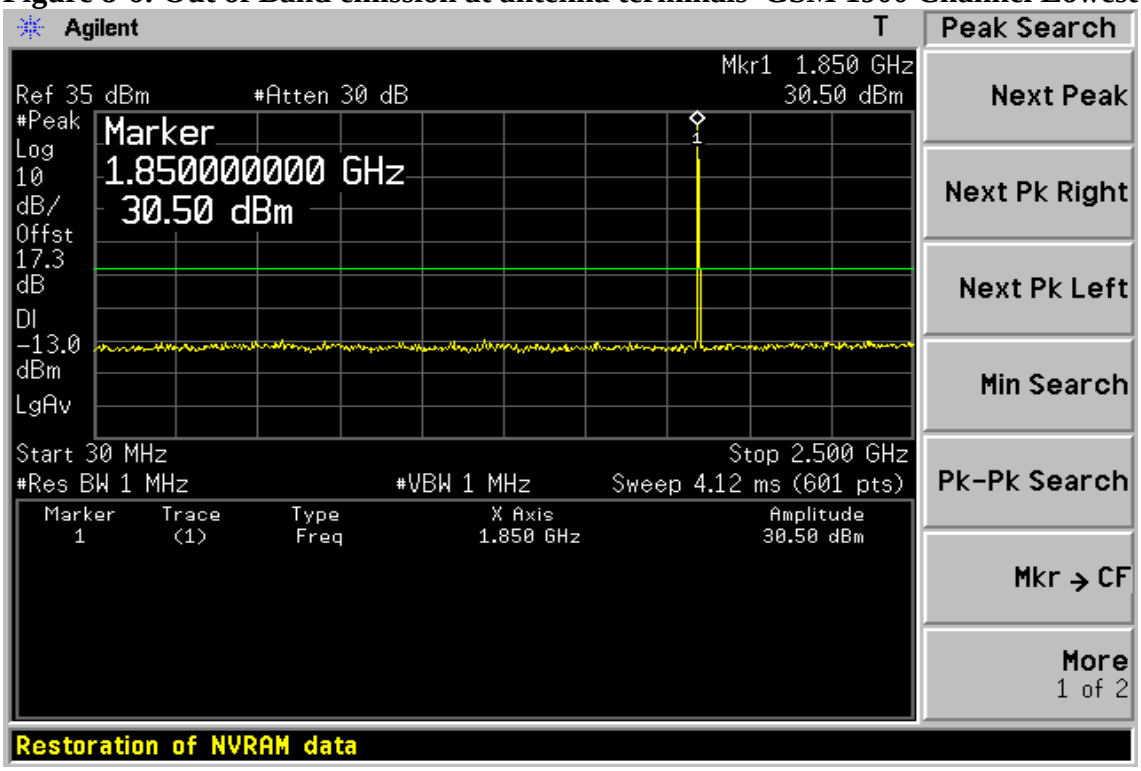

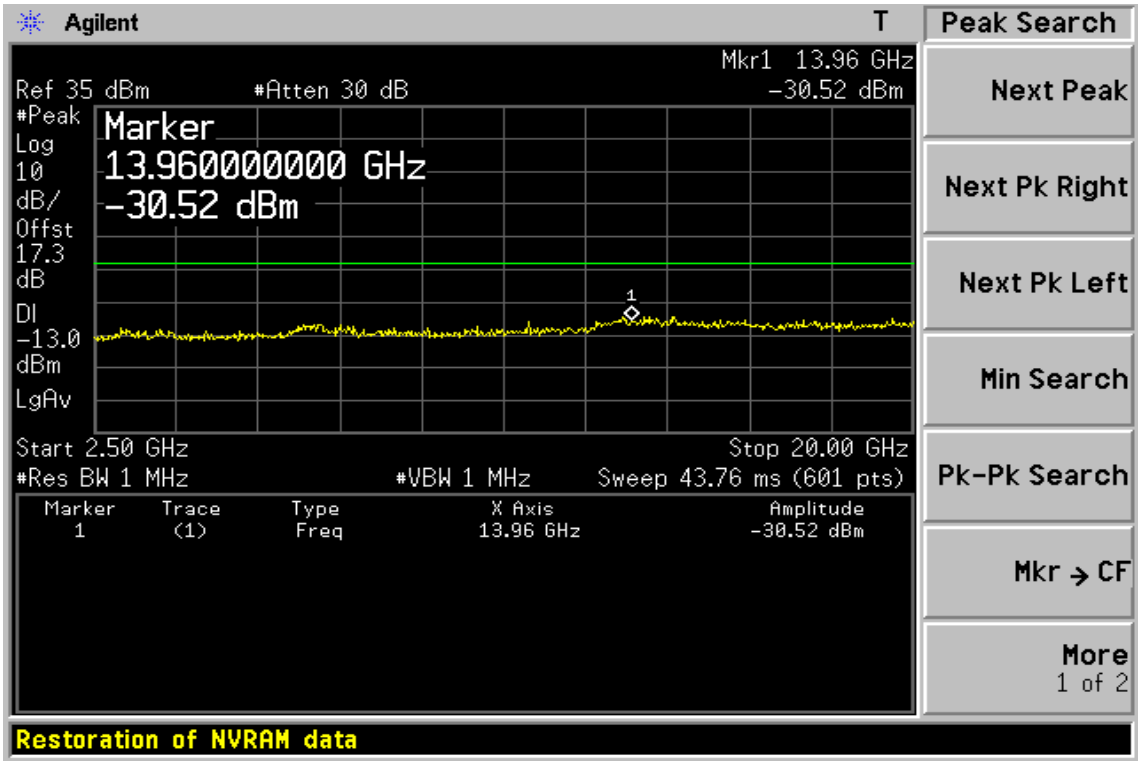

Unless otherwise stated the results shown in this test report refer only to the sample(s) tested and such sample(s) are retained for 90 days only.
除非另有說明，此報告結果僅對測試之樣品負責，同時此樣品僅保留90天。本報告未經本公司書面許可，不可部份複製。
This document is issued by the Company subject to its General Conditions of Service printed overleaf, available on request or accessible at www.sgs.com/terms_and_conditions.htm and, for electronic format documents, subject to Terms and Conditions for Electronic Documents at www.sgs.com/terms_e-document.htm. Attention is drawn to the limitation of liability, indemnification and jurisdiction issues defined therein. Any holder of this document is advised that information contained hereon reflects the Company's findings at the time of its intervention only and within the limits of Client's instructions, if any. The Company's sole responsibility is to its Client and this document does not exonerate parties to a transaction from exercising all their rights and obligations under the transaction documents. This document cannot be reproduced except in full, without prior written approval of the Company. Any unauthorized alteration, forgery or falsification of the content or appearance of this document is unlawful and offenders may be prosecuted to the fullest extent of the law.

Figure 8-7: Out of Band emission at antenna terminals –GSM 1900 Channel Mid

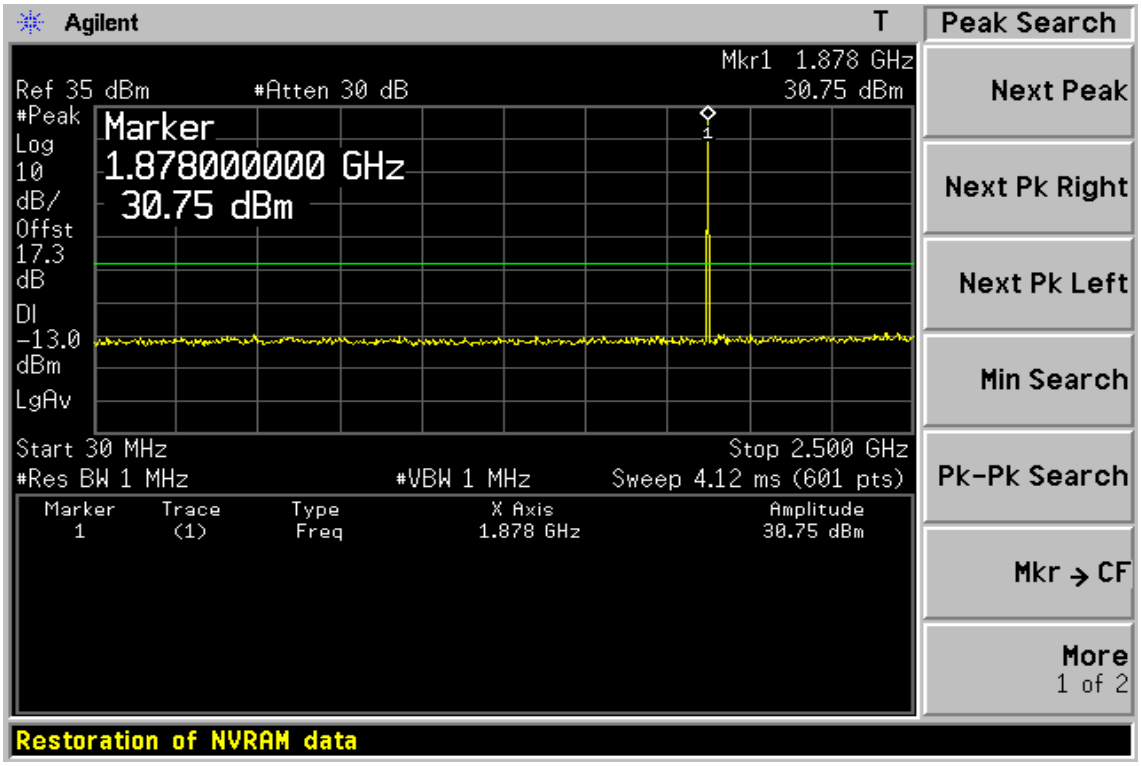

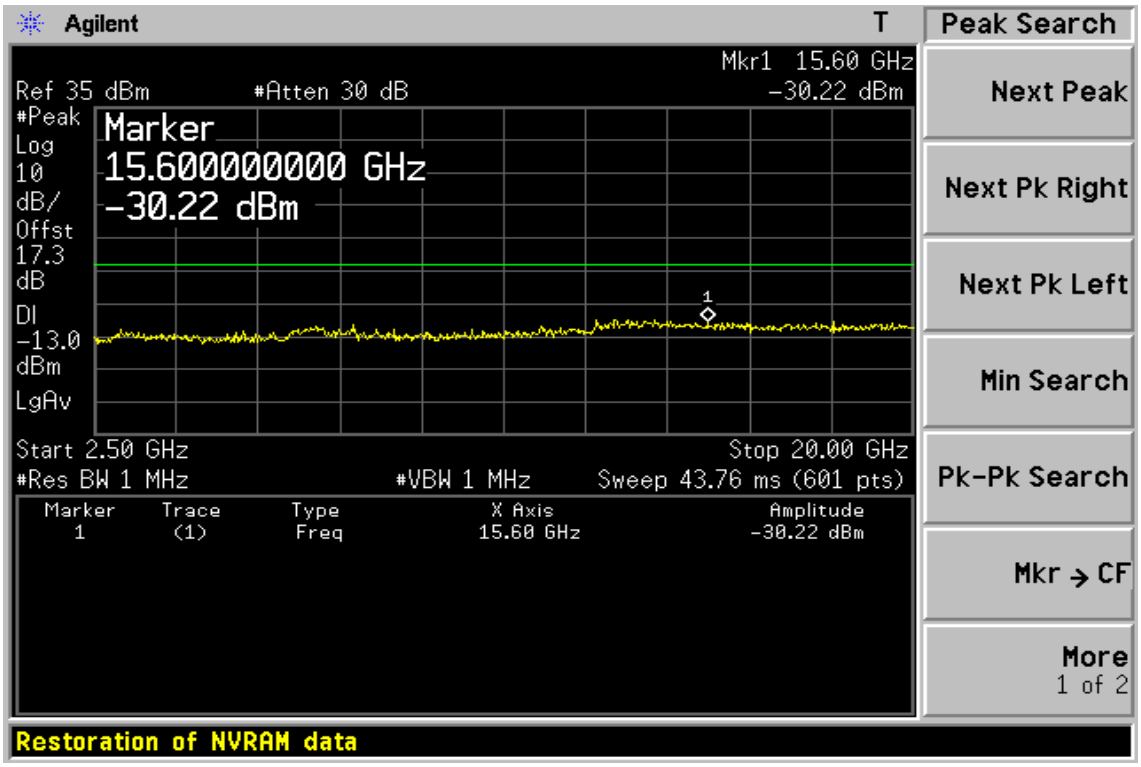

Unless otherwise stated the results shown in this test report refer only to the sample(s) tested and such sample(s) are retained for 90 days only.
除非另有說明，此報告結果僅對測試之樣品負責，同時此樣品僅保留90天。本報告未經本公司書面許可，不可部份複製。
This document is issued by the Company subject to its General Conditions of Service printed overleaf, available on request or accessible at www.sgs.com/terms_and_conditions.htm and, for electronic format documents, subject to Terms and Conditions for Electronic Documents at www.sgs.com/terms_e-document.htm. Attention is drawn to the limitation of liability, indemnification and jurisdiction issues defined therein. Any holder of this document is advised that information contained hereon reflects the Company's findings at the time of its intervention only and within the limits of Client's instructions, if any. The Company's sole responsibility is to its Client and this document does not exonerate parties to a transaction from exercising all their rights and obligations under the transaction documents. This document cannot be reproduced except in full, without prior written approval of the Company. Any unauthorized alteration, forgery or falsification of the content or appearance of this document is unlawful and offenders may be prosecuted to the fullest extent of the law.

Figure 8-8: Out of Band emission at antenna terminals–GSM 1900 Channel Highest

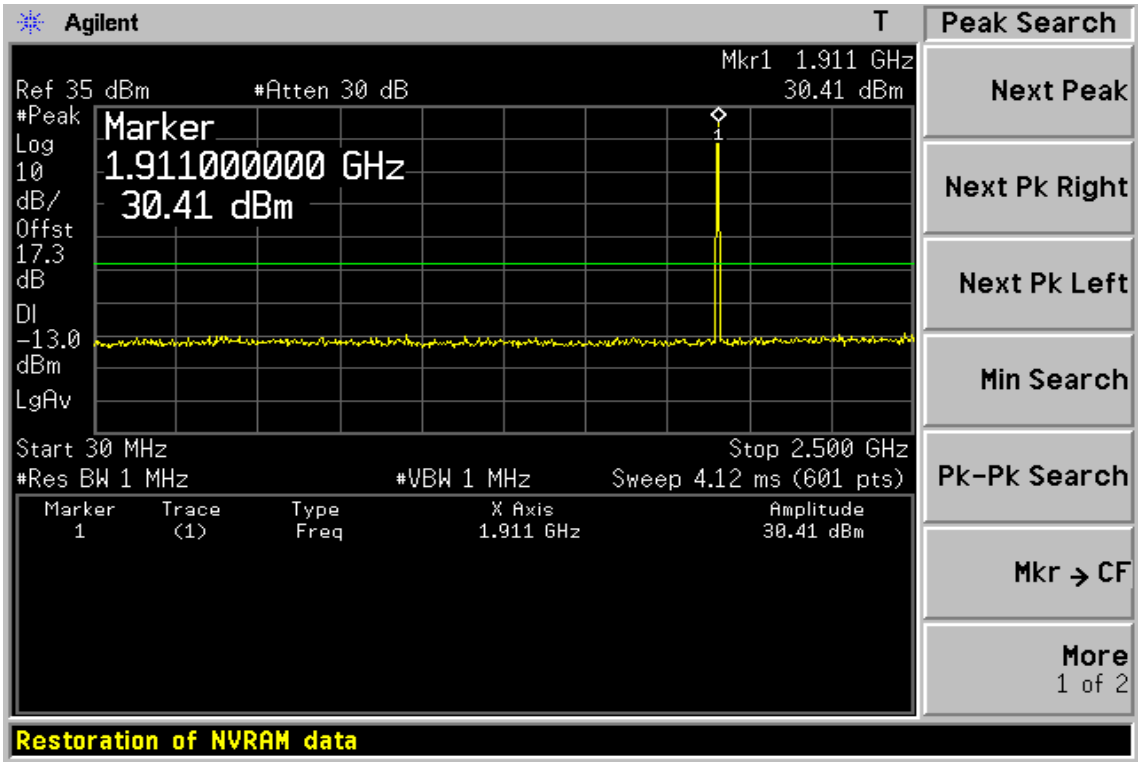

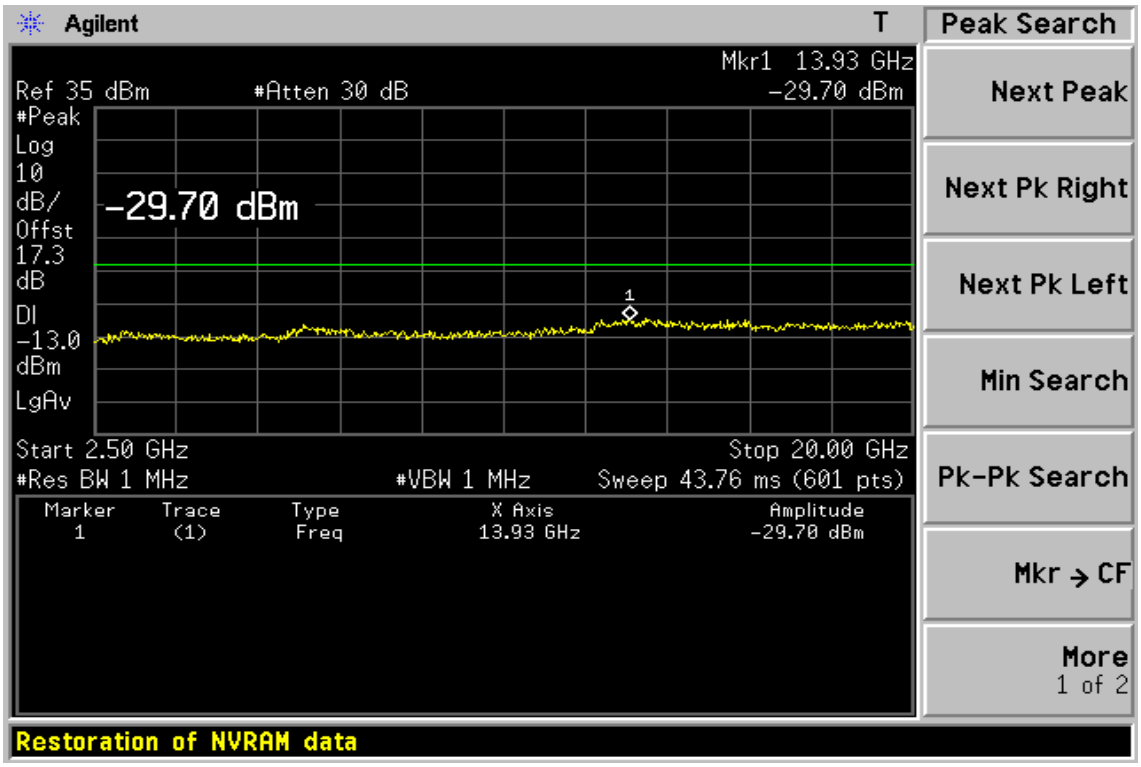

Unless otherwise stated the results shown in this test report refer only to the sample(s) tested and such sample(s) are retained for 90 days only.
除非另有說明，此報告結果僅對測試之樣品負責，同時此樣品僅保留90天。本報告未經本公司書面許可，不可部份複製。
This document is issued by the Company subject to its General Conditions of Service printed overleaf, available on request or accessible at www.sgs.com/terms_and_conditions.htm and, for electronic format documents, subject to Terms and Conditions for Electronic Documents at www.sgs.com/terms_e-document.htm. Attention is drawn to the limitation of liability, indemnification and jurisdiction issues defined therein. Any holder of this document is advised that information contained hereon reflects the Company's findings at the time of its intervention only and within the limits of Client's instructions, if any. The Company's sole responsibility is to its Client and this document does not exonerate parties to a transaction from exercising all their rights and obligations under the transaction documents. This document cannot be reproduced except in full, without prior written approval of the Company. Any unauthorized alteration, forgery or falsification of the content or appearance of this document is unlawful and offenders may be prosecuted to the fullest extent of the law.

Figure 8-9: Bad edge emission at antenna terminals –GSM 1900 Channel Lowest

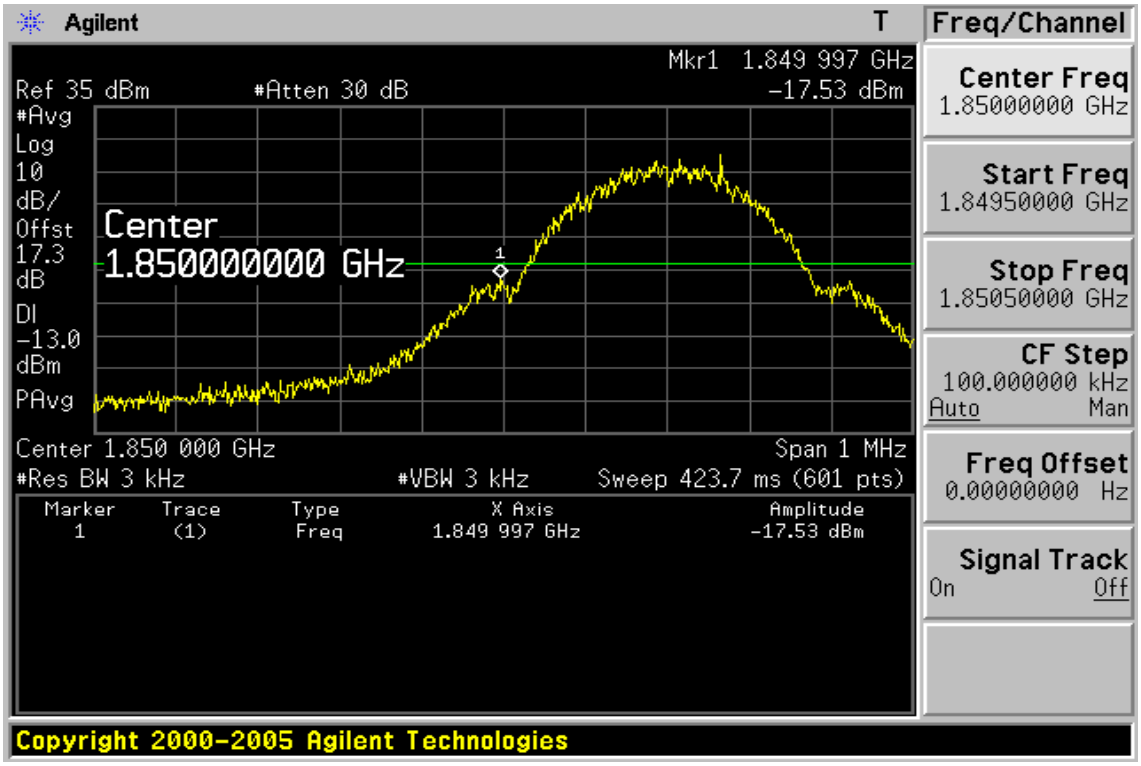

Figure 8-10: Band edge emission at antenna terminals –GSM 1900 Channel Highest

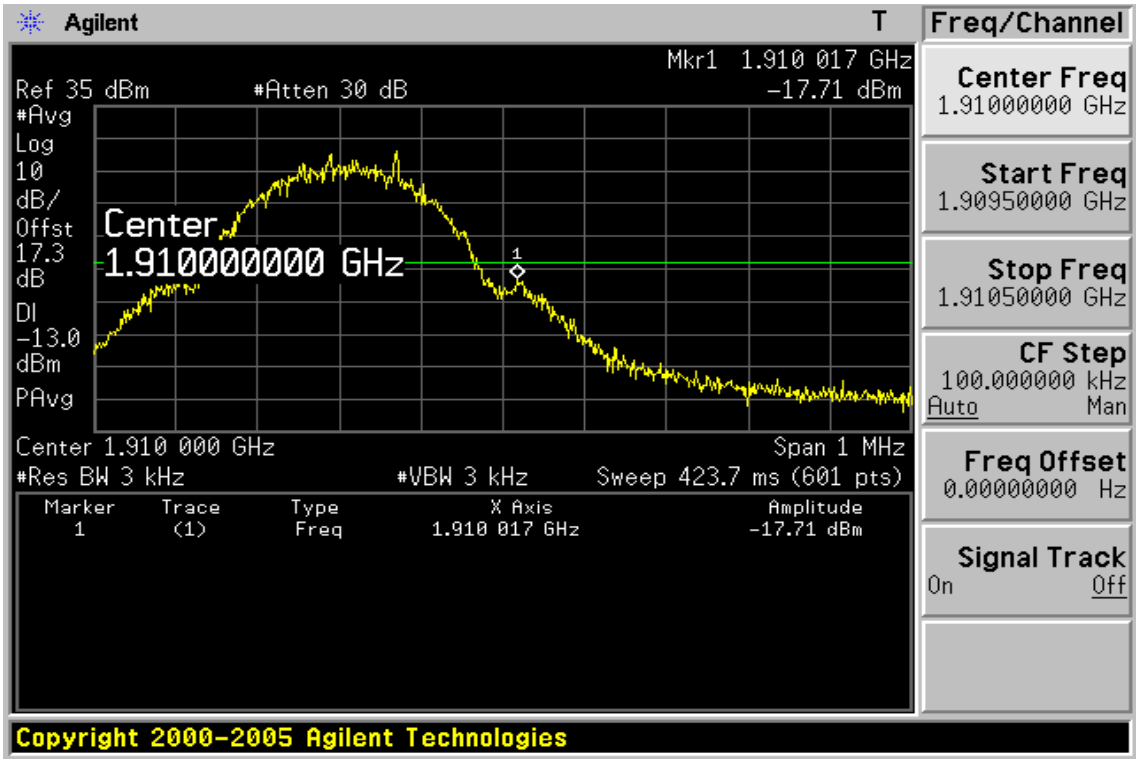

Unless otherwise stated the results shown in this test report refer only to the sample(s) tested and such sample(s) are retained for 90 days only.
除非另有說明，此報告結果僅對測試之樣品負責，同時此樣品僅保留90天。本報告未經本公司書面許可，不可部份複製。
This document is issued by the Company subject to its General Conditions of Service printed overleaf, available on request or accessible at www.sgs.com/terms_and_conditions.htm and, for electronic format documents, subject to Terms and Conditions for Electronic Documents at www.sgs.com/terms_e-document.htm. Attention is drawn to the limitation of liability, indemnification and jurisdiction issues defined therein. Any holder of this document is advised that information contained hereon reflects the Company's findings at the time of its intervention only and within the limits of Client's instructions, if any. The Company's sole responsibility is to its Client and this document does not exonerate parties to a transaction from exercising all their rights and obligations under the transaction documents. This document cannot be reproduced except in full, without prior written approval of the Company. Any unauthorized alteration, forgery or falsification of the content or appearance of this document is unlawful and offenders may be prosecuted to the fullest extent of the law.

Figure 8-11: Out of Band emission at antenna terminals–HSDPA II Channel Lowest

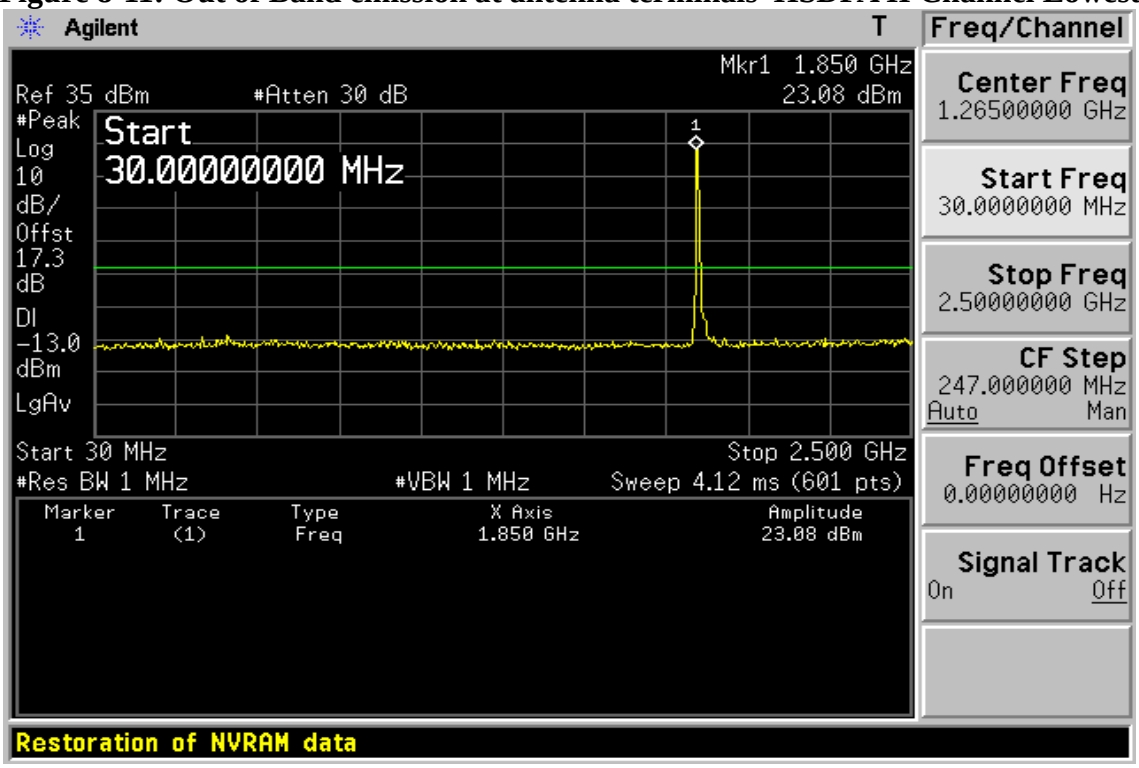

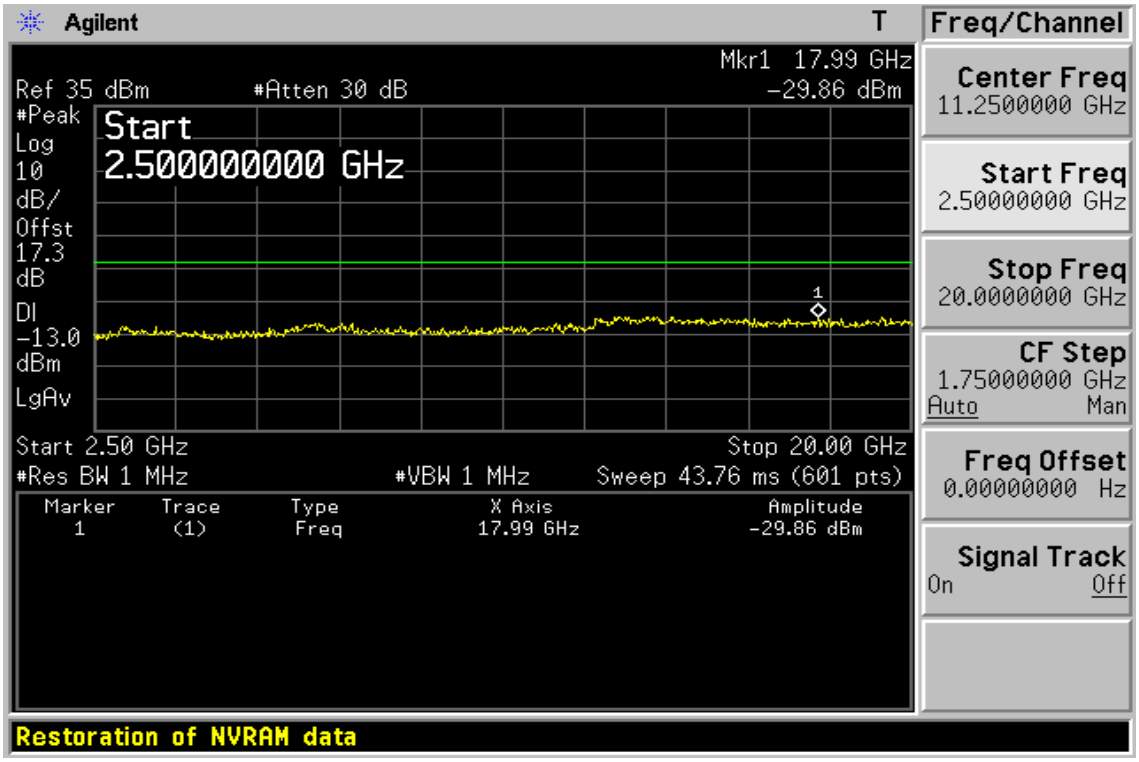

Unless otherwise stated the results shown in this test report refer only to the sample(s) tested and such sample(s) are retained for 90 days only.
除非另有說明，此報告結果僅對測試之樣品負責，同時此樣品僅保留90天。本報告未經本公司書面許可，不可部份複製。
This document is issued by the Company subject to its General Conditions of Service printed overleaf, available on request or accessible at www.sgs.com/terms_and_conditions.htm and, for electronic format documents, subject to Terms and Conditions for Electronic Documents at www.sgs.com/terms_e-document.htm. Attention is drawn to the limitation of liability, indemnification and jurisdiction issues defined therein. Any holder of this document is advised that information contained hereon reflects the Company's findings at the time of its intervention only and within the limits of Client's instructions, if any. The Company's sole responsibility is to its Client and this document does not exonerate parties to a transaction from exercising all their rights and obligations under the transaction documents. This document cannot be reproduced except in full, without prior written approval of the Company. Any unauthorized alteration, forgery or falsification of the content or appearance of this document is unlawful and offenders may be prosecuted to the fullest extent of the law.

Figure 8-12: Out of Band emission at antenna terminals –HSDPA II Channel Mid

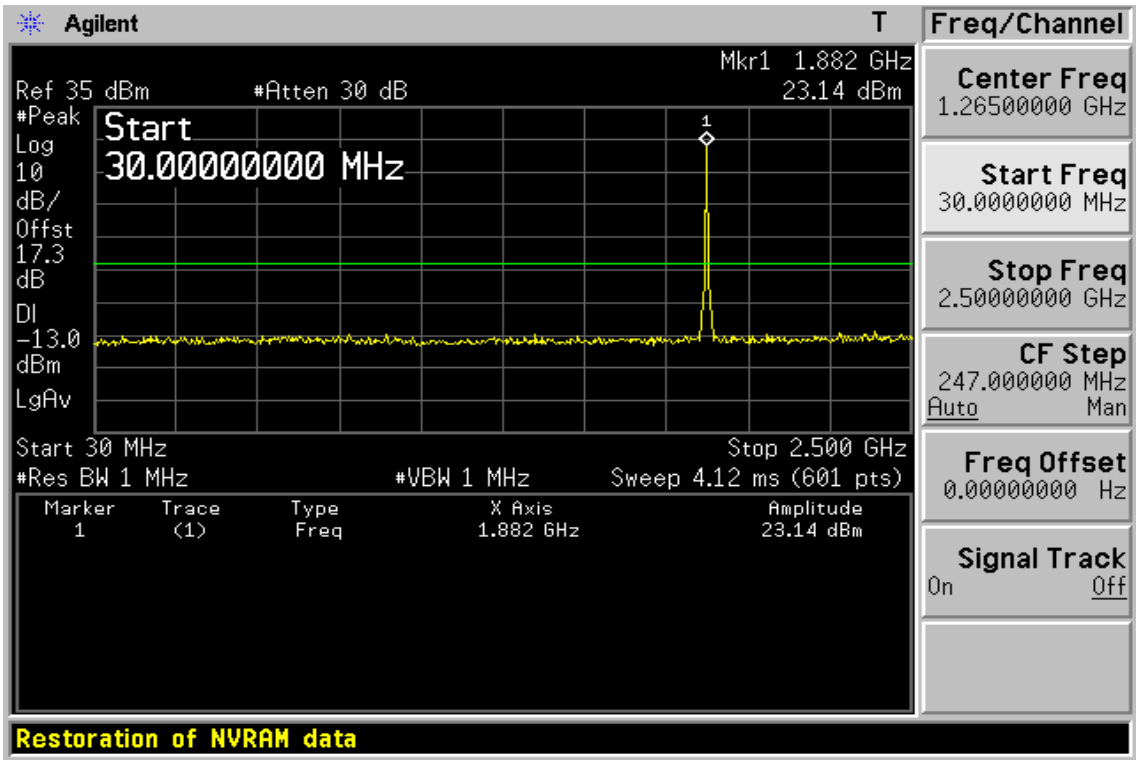

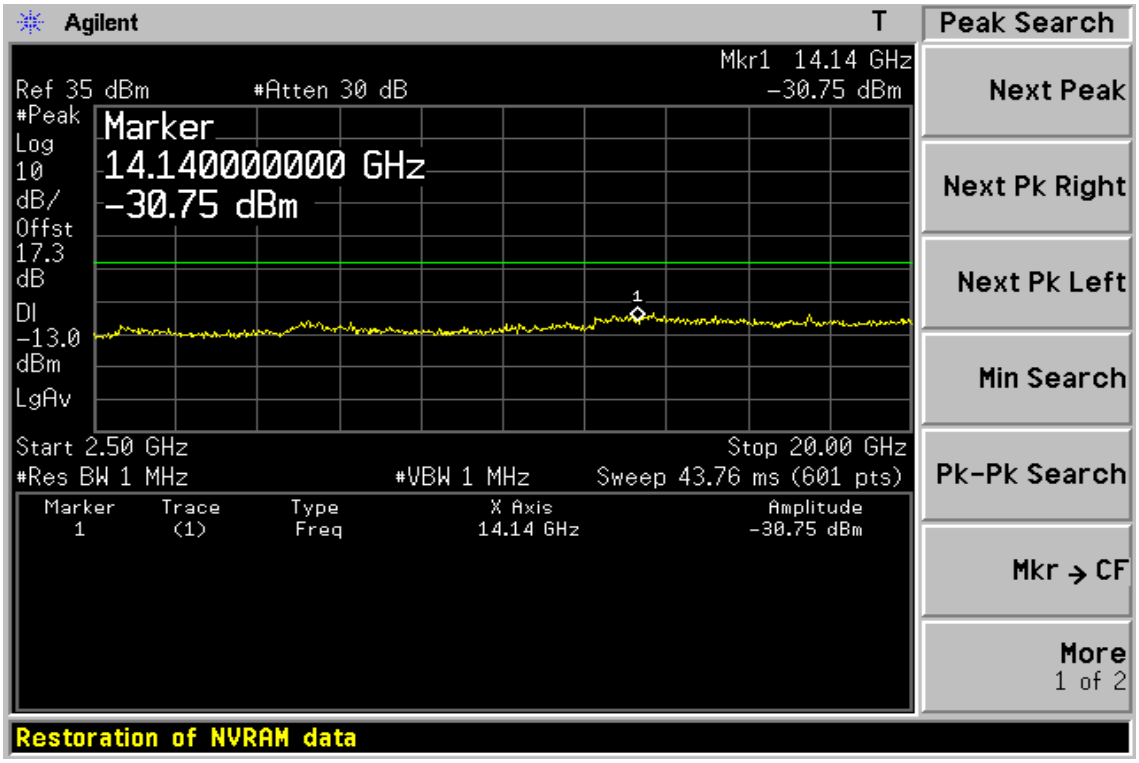

Unless otherwise stated the results shown in this test report refer only to the sample(s) tested and such sample(s) are retained for 90 days only.
除非另有說明，此報告結果僅對測試之樣品負責，同時此樣品僅保留90天。本報告未經本公司書面許可，不可部份複製。
This document is issued by the Company subject to its General Conditions of Service printed overleaf, available on request or accessible at www.sgs.com/terms_and_conditions.htm and, for electronic format documents, subject to Terms and Conditions for Electronic Documents at www.sgs.com/terms_e-document.htm. Attention is drawn to the limitation of liability, indemnification and jurisdiction issues defined therein. Any holder of this document is advised that information contained hereon reflects the Company's findings at the time of its intervention only and within the limits of Client's instructions, if any. The Company's sole responsibility is to its Client and this document does not exonerate parties to a transaction from exercising all their rights and obligations under the transaction documents. This document cannot be reproduced except in full, without prior written approval of the Company. Any unauthorized alteration, forgery or falsification of the content or appearance of this document is unlawful and offenders may be prosecuted to the fullest extent of the law.

Figure 8-13: Out of Band emission at antenna terminals–HSDPA II Channel Highest

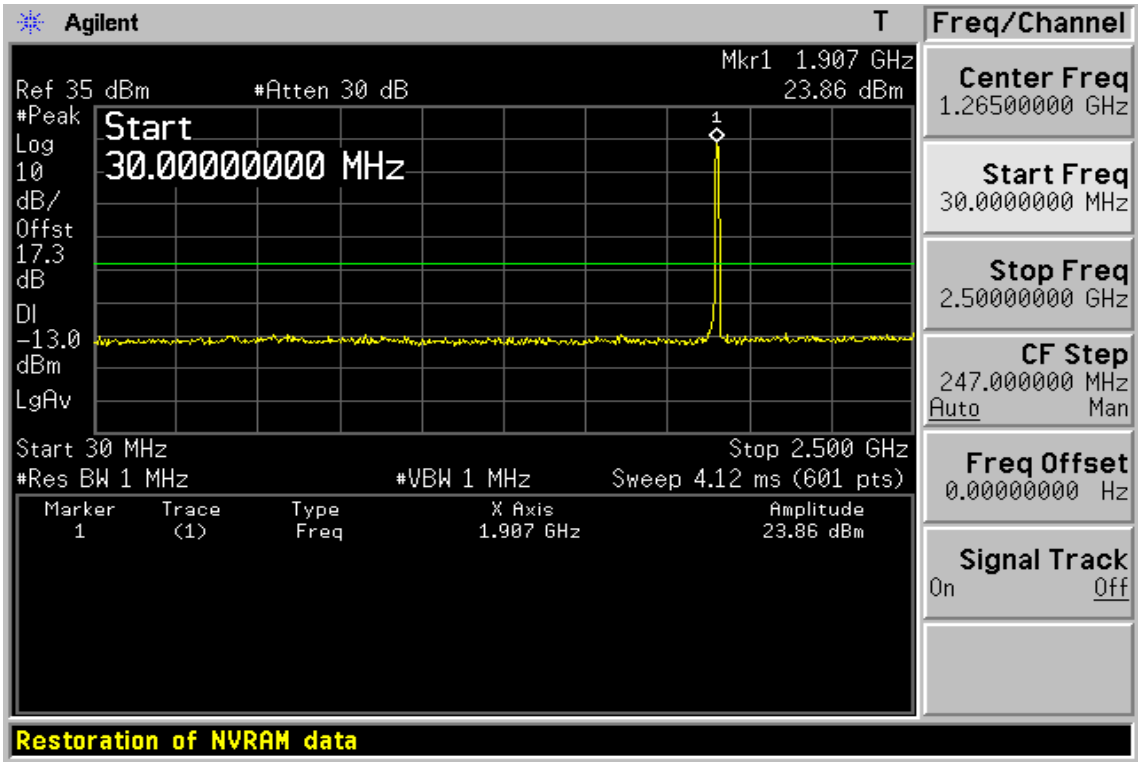

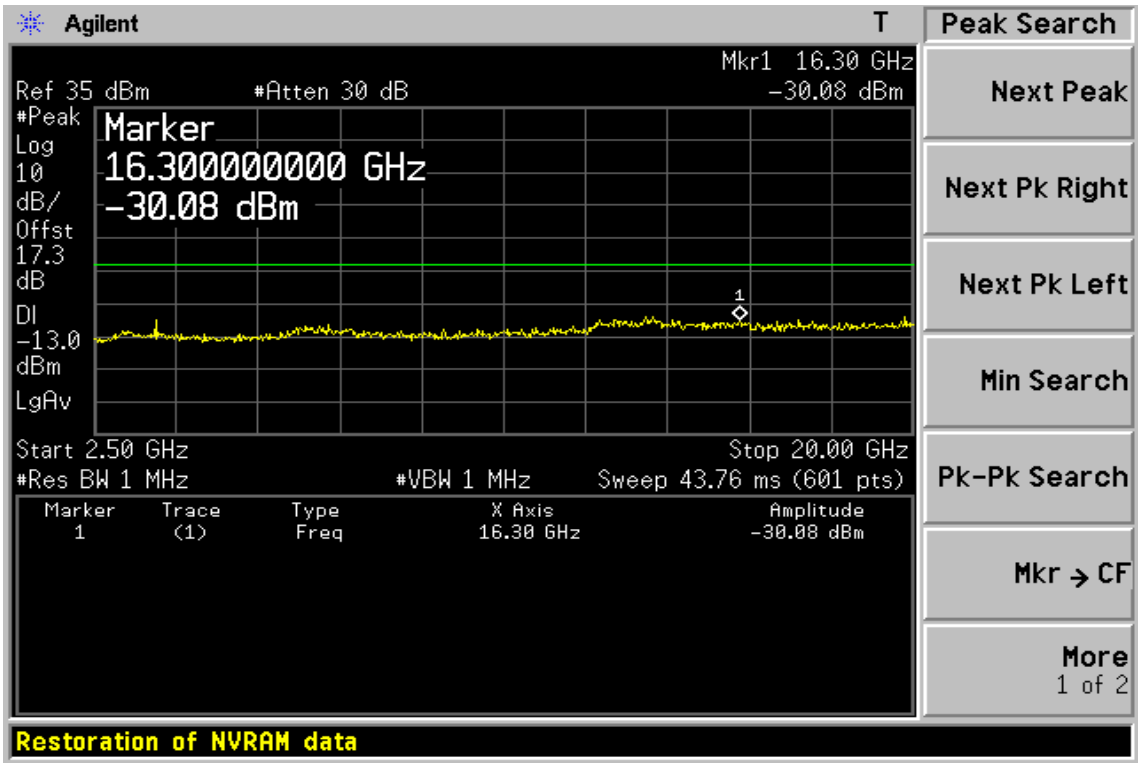

Unless otherwise stated the results shown in this test report refer only to the sample(s) tested and such sample(s) are retained for 90 days only.
除非另有說明，此報告結果僅對測試之樣品負責，同時此樣品僅保留90天。本報告未經本公司書面許可，不可部份複製。
This document is issued by the Company subject to its General Conditions of Service printed overleaf, available on request or accessible at www.sgs.com/terms_and_conditions.htm and, for electronic format documents, subject to Terms and Conditions for Electronic Documents at www.sgs.com/terms_e-document.htm. Attention is drawn to the limitation of liability, indemnification and jurisdiction issues defined therein. Any holder of this document is advised that information contained hereon reflects the Company's findings at the time of its intervention only and within the limits of Client's instructions, if any. The Company's sole responsibility is to its Client and this document does not exonerate parties to a transaction from exercising all their rights and obligations under the transaction documents. This document cannot be reproduced except in full, without prior written approval of the Company. Any unauthorized alteration, forgery or falsification of the content or appearance of this document is unlawful and offenders may be prosecuted to the fullest extent of the law.

Figure 8-14: Bad edge emission at antenna terminals –HSDPA II Channel Lowest

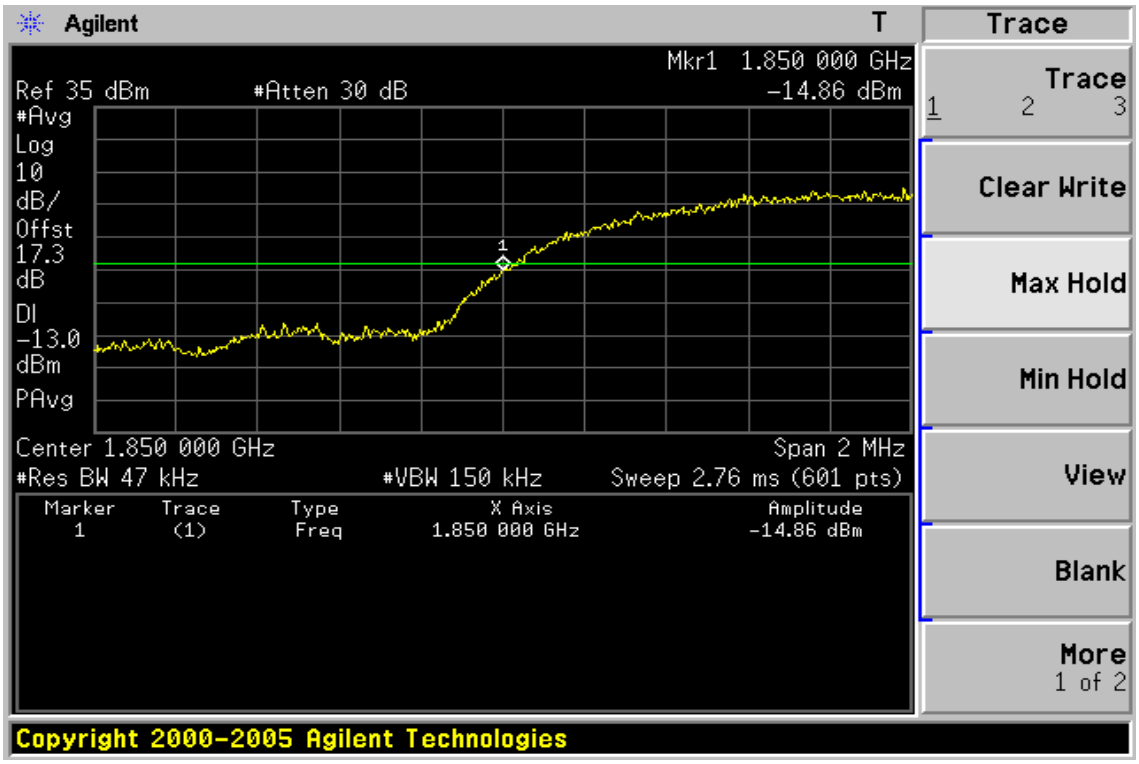

Figure 8-15: Band edge emission at antenna terminals –HSDPA II Channel Highest

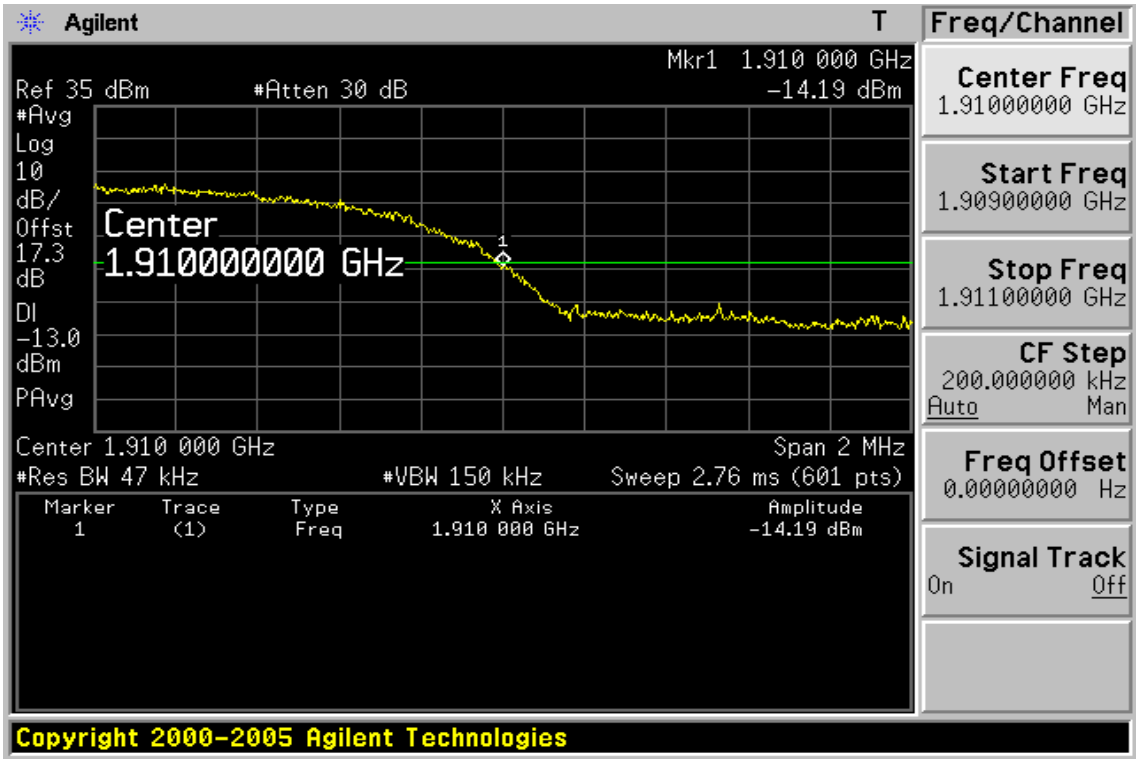

Unless otherwise stated the results shown in this test report refer only to the sample(s) tested and such sample(s) are retained for 90 days only.
除非另有說明，此報告結果僅對測試之樣品負責，同時此樣品僅保留90天。本報告未經本公司書面許可，不可部份複製。
This document is issued by the Company subject to its General Conditions of Service printed overleaf, available on request or accessible at www.sgs.com/terms_and_conditions.htm and, for electronic format documents, subject to Terms and Conditions for Electronic Documents at www.sgs.com/terms_e-document.htm. Attention is drawn to the limitation of liability, indemnification and jurisdiction issues defined therein. Any holder of this document is advised that information contained hereon reflects the Company's findings at the time of its intervention only and within the limits of Client's instructions, if any. The Company's sole responsibility is to its Client and this document does not exonerate parties to a transaction from exercising all their rights and obligations under the transaction documents. This document cannot be reproduced except in full, without prior written approval of the Company. Any unauthorized alteration, forgery or falsification of the content or appearance of this document is unlawful and offenders may be prosecuted to the fullest extent of the law.

Figure 8-16: Out of Band emission at antenna terminals–HSDPA V Channel Lowest

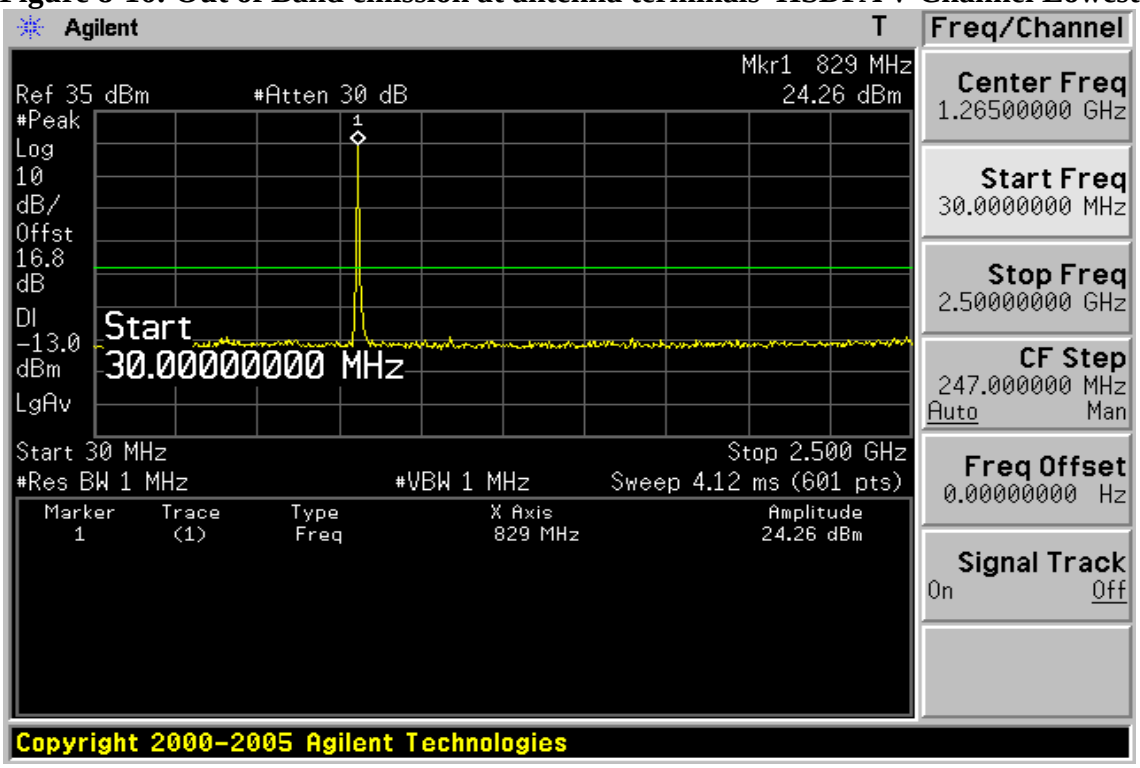

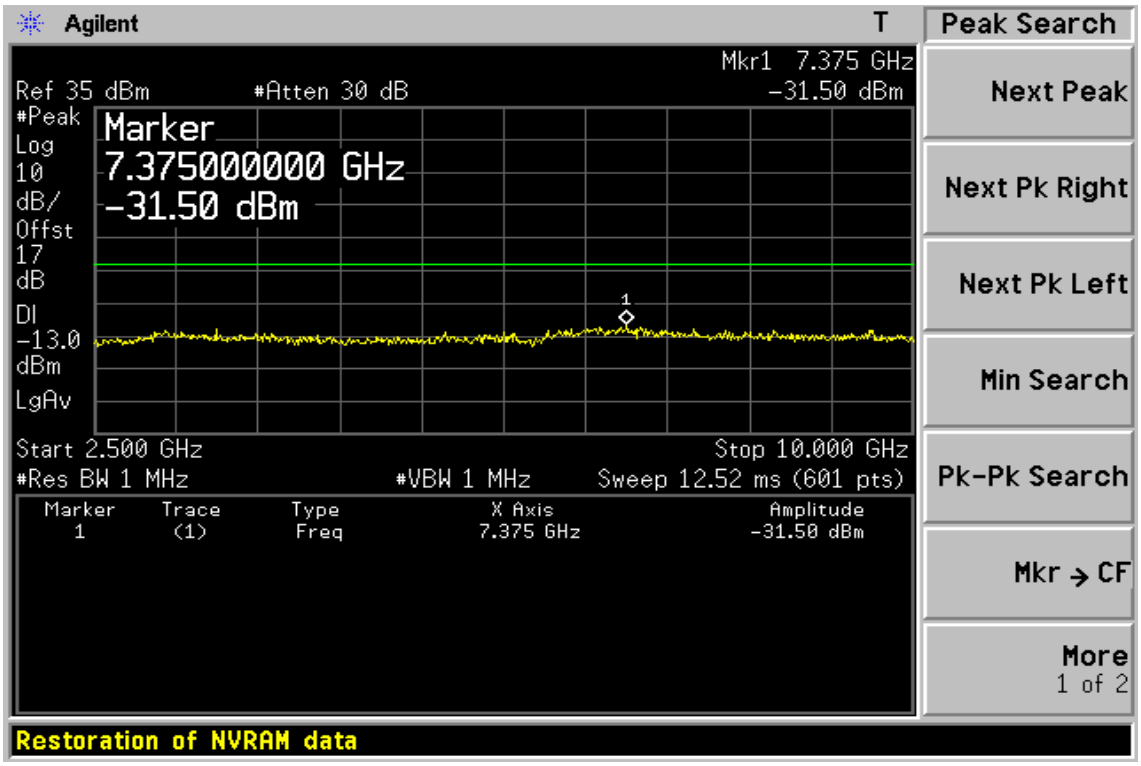

Unless otherwise stated the results shown in this test report refer only to the sample(s) tested and such sample(s) are retained for 90 days only.
除非另有說明，此報告結果僅對測試之樣品負責，同時此樣品僅保留90天。本報告未經本公司書面許可，不可部份複製。
This document is issued by the Company subject to its General Conditions of Service printed overleaf, available on request or accessible at www.sgs.com/terms_and_conditions.htm and, for electronic format documents, subject to Terms and Conditions for Electronic Documents at www.sgs.com/terms_e-document.htm. Attention is drawn to the limitation of liability, indemnification and jurisdiction issues defined therein. Any holder of this document is advised that information contained hereon reflects the Company's findings at the time of its intervention only and within the limits of Client's instructions, if any. The Company's sole responsibility is to its Client and this document does not exonerate parties to a transaction from exercising all their rights and obligations under the transaction documents. This document cannot be reproduced except in full, without prior written approval of the Company. Any unauthorized alteration, forgery or falsification of the content or appearance of this document is unlawful and offenders may be prosecuted to the fullest extent of the law.

Figure 8-17: Out of Band emission at antenna terminals –HSDPA V Channel Mid

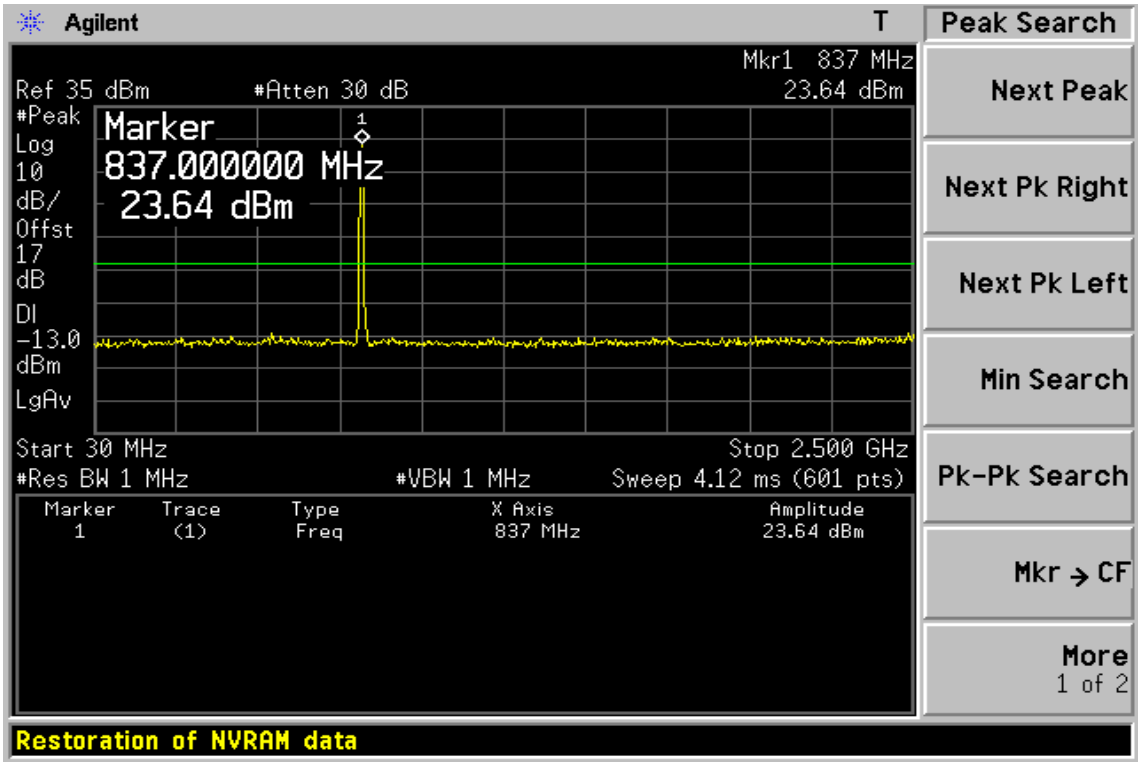

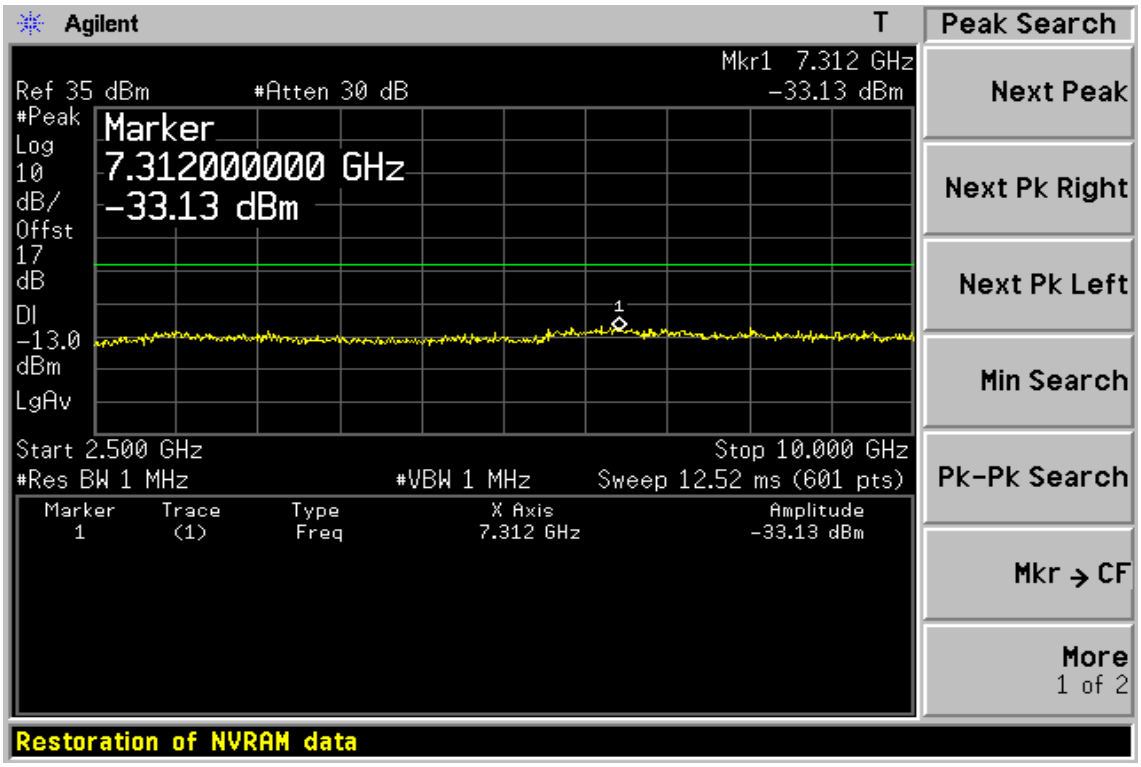

Unless otherwise stated the results shown in this test report refer only to the sample(s) tested and such sample(s) are retained for 90 days only.
除非另有說明，此報告結果僅對測試之樣品負責，同時此樣品僅保留90天。本報告未經本公司書面許可，不可部份複製。
This document is issued by the Company subject to its General Conditions of Service printed overleaf, available on request or accessible at www.sgs.com/terms_and_conditions.htm and, for electronic format documents, subject to Terms and Conditions for Electronic Documents at www.sgs.com/terms_e-document.htm. Attention is drawn to the limitation of liability, indemnification and jurisdiction issues defined therein. Any holder of this document is advised that information contained hereon reflects the Company's findings at the time of its intervention only and within the limits of Client's instructions, if any. The Company's sole responsibility is to its Client and this document does not exonerate parties to a transaction from exercising all their rights and obligations under the transaction documents. This document cannot be reproduced except in full, without prior written approval of the Company. Any unauthorized alteration, forgery or falsification of the content or appearance of this document is unlawful and offenders may be prosecuted to the fullest extent of the law.

Figure 8-18: Out of Band emission at antenna terminals–HSDPA V Channel Highest

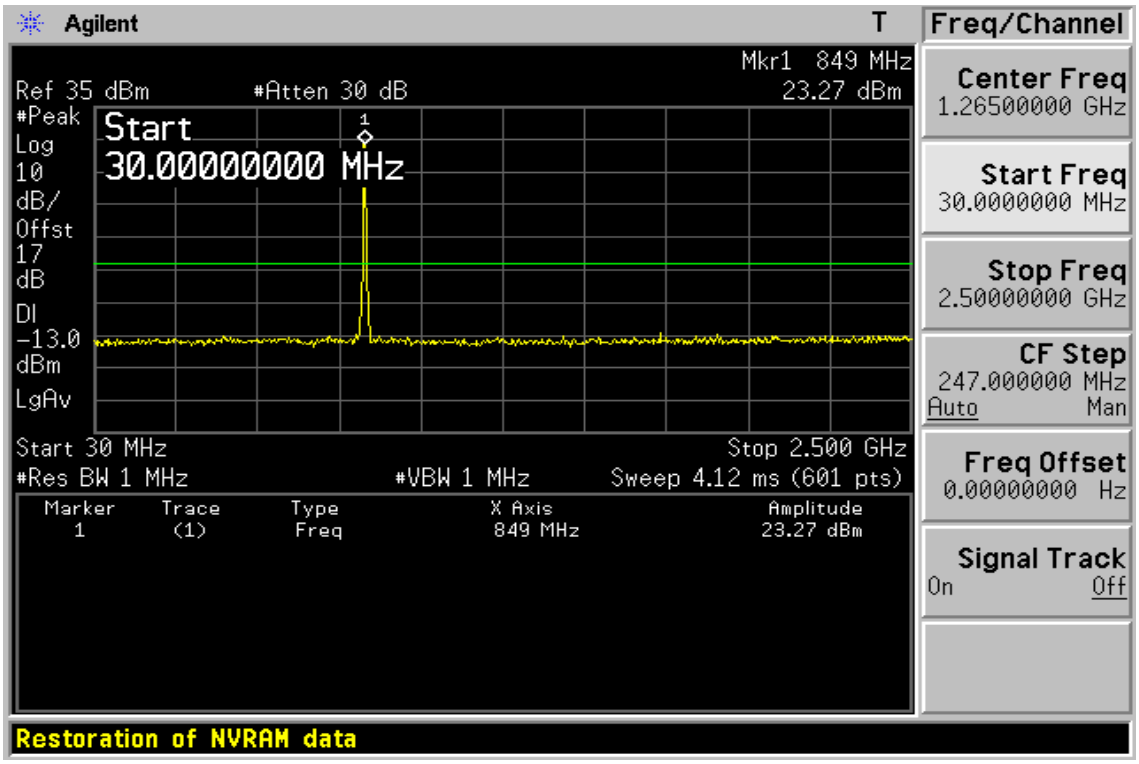

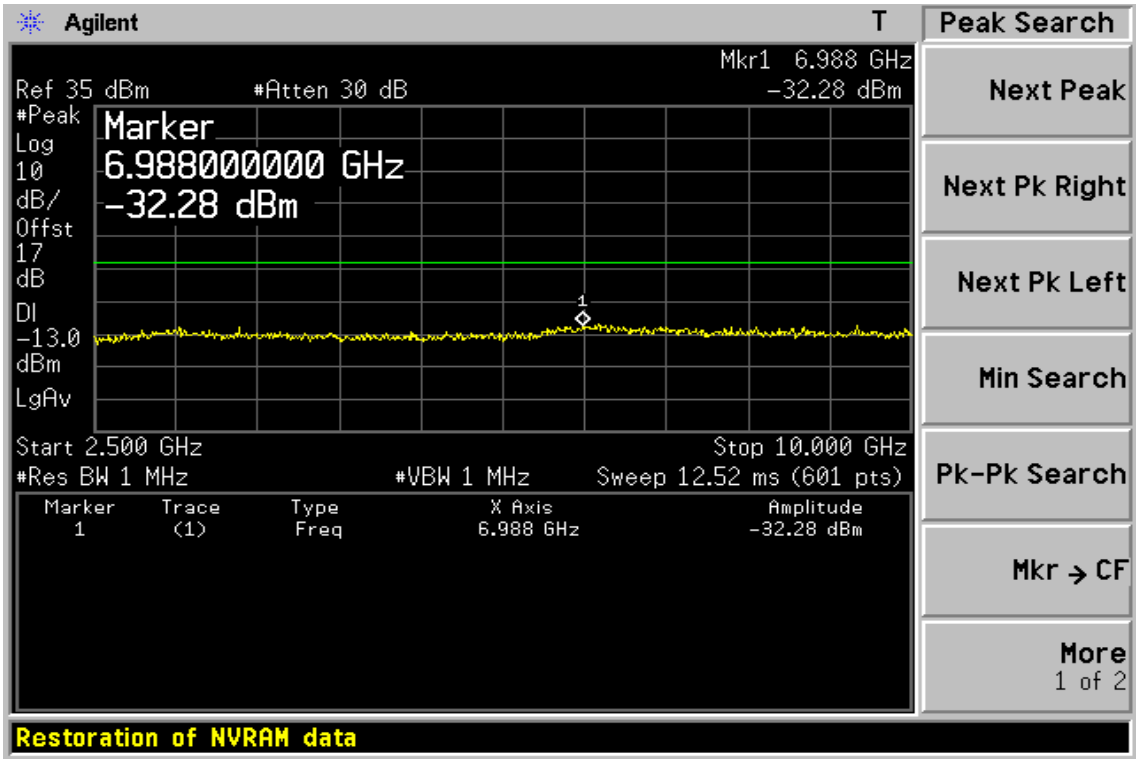

Unless otherwise stated the results shown in this test report refer only to the sample(s) tested and such sample(s) are retained for 90 days only.
除非另有說明，此報告結果僅對測試之樣品負責，同時此樣品僅保留90天。本報告未經本公司書面許可，不可部份複製。
This document is issued by the Company subject to its General Conditions of Service printed overleaf, available on request or accessible at www.sgs.com/terms_and_conditions.htm and, for electronic format documents, subject to Terms and Conditions for Electronic Documents at www.sgs.com/terms_e-document.htm. Attention is drawn to the limitation of liability, indemnification and jurisdiction issues defined therein. Any holder of this document is advised that information contained hereon reflects the Company's findings at the time of its intervention only and within the limits of Client's instructions, if any. The Company's sole responsibility is to its Client and this document does not exonerate parties to a transaction from exercising all their rights and obligations under the transaction documents. This document cannot be reproduced except in full, without prior written approval of the Company. Any unauthorized alteration, forgery or falsification of the content or appearance of this document is unlawful and offenders may be prosecuted to the fullest extent of the law.

Figure 8-19: Bad edge emission at antenna terminals –HSDPA V Channel Lowest

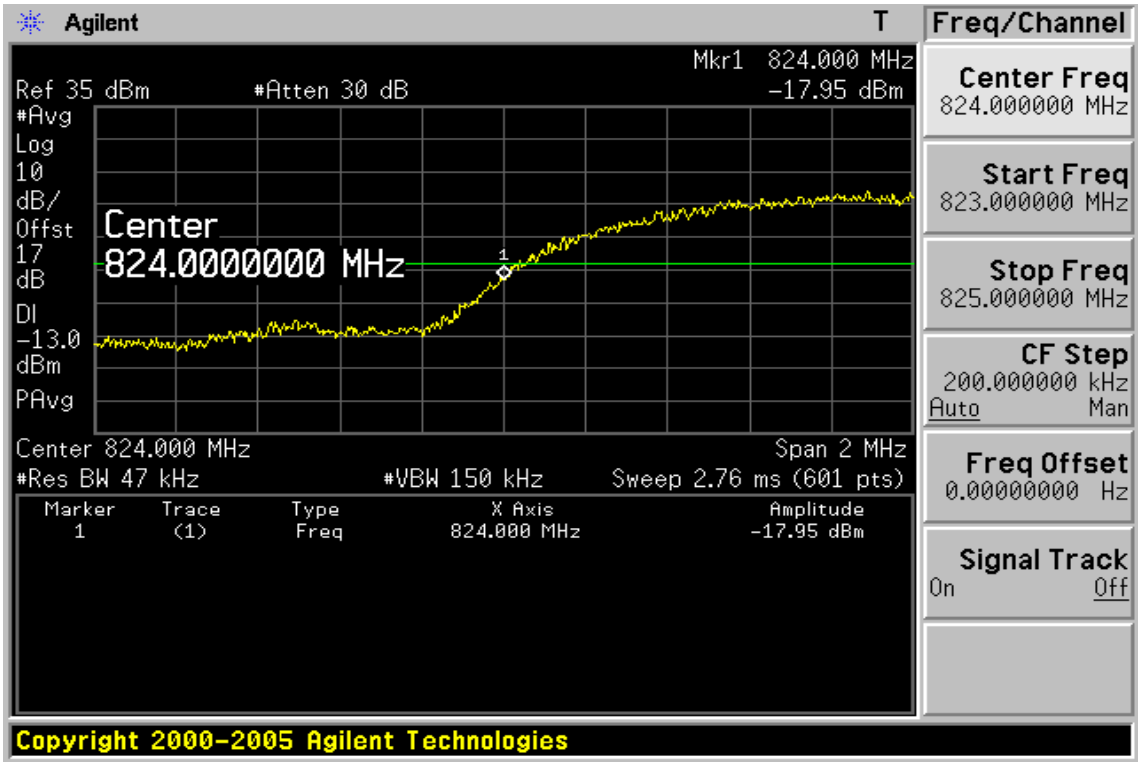

Figure 8-20: Band edge emission at antenna terminals –HSDPA V Channel Highest

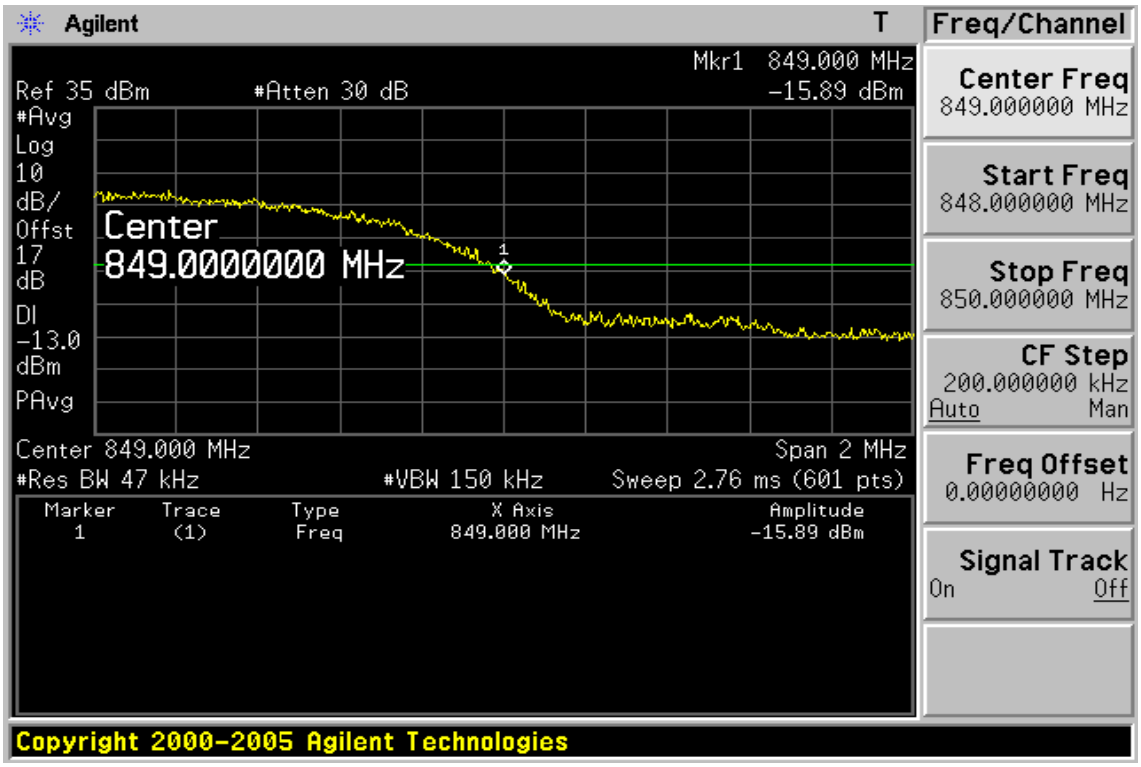

Unless otherwise stated the results shown in this test report refer only to the sample(s) tested and such sample(s) are retained for 90 days only.
除非另有說明，此報告結果僅對測試之樣品負責，同時此樣品僅保留90天。本報告未經本公司書面許可，不可部份複製。
This document is issued by the Company subject to its General Conditions of Service printed overleaf, available on request or accessible at www.sgs.com/terms_and_conditions.htm and, for electronic format documents, subject to Terms and Conditions for Electronic Documents at www.sgs.com/terms_e-document.htm. Attention is drawn to the limitation of liability, indemnification and jurisdiction issues defined therein. Any holder of this document is advised that information contained hereon reflects the Company's findings at the time of its intervention only and within the limits of Client's instructions, if any. The Company's sole responsibility is to its Client and this document does not exonerate parties to a transaction from exercising all their rights and obligations under the transaction documents. This document cannot be reproduced except in full, without prior written approval of the Company. Any unauthorized alteration, forgery or falsification of the content or appearance of this document is unlawful and offenders may be prosecuted to the fullest extent of the law.

9. FIELD STRENGTH OF SPURIOUS RADIATION MEASUREMENT

9.1. Standard Applicable:

According to FCC §2.1053,

FCC §22.917(a),§24.238(a) the magnitude of each spurious and harmonic emission that can be detected when the equipment is operated under the conditions specified in the instruction manual and/ or alignment procedure, shall not be less than 43 + 10 log (mean output power in watts) dBc below the mean power output outside a license's frequency block (-13dBm)

9.2. EUT Setup (Block Diagram of Configuration):

Radiated Emission Test Set-Up, Frequency Below 1000MHz

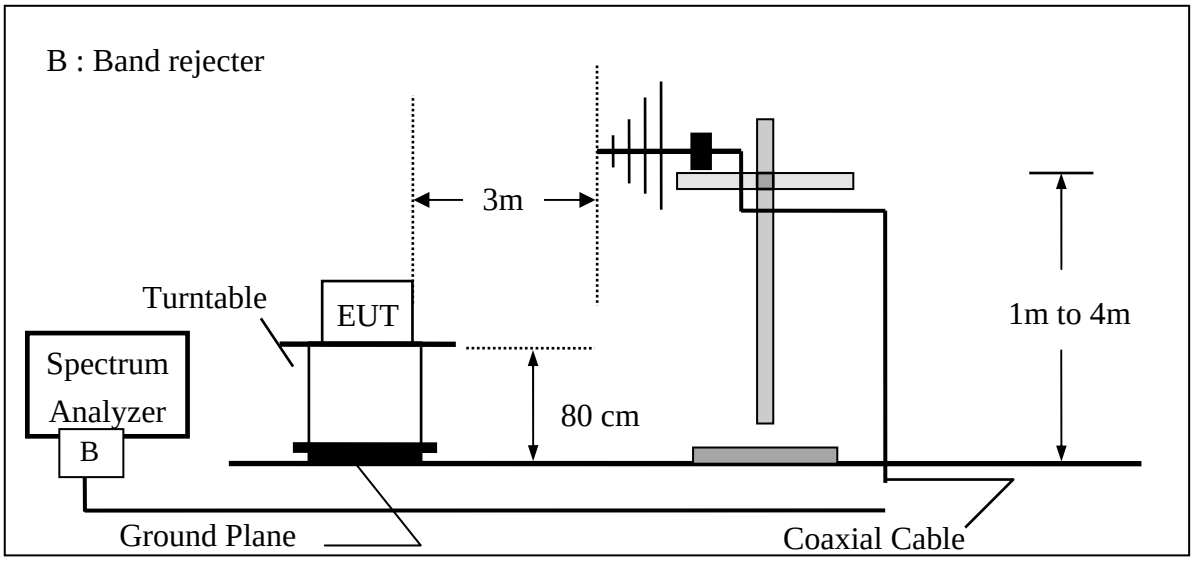

Unless otherwise stated the results shown in this test report refer only to the sample(s) tested and such sample(s) are retained for 90 days only.
除非另有說明，此報告結果僅對測試之樣品負責，同時此樣品僅保留90天。本報告未經本公司書面許可，不可部份複製。
This document is issued by the Company subject to its General Conditions of Service printed overleaf, available on request or accessible at www.sgs.com/terms_and_conditions.htm and, for electronic format documents, subject to Terms and Conditions for Electronic Documents at www.sgs.com/terms_e-document.htm. Attention is drawn to the limitation of liability, indemnification and jurisdiction issues defined therein. Any holder of this document is advised that information contained hereon reflects the Company's findings at the time of its intervention only and within the limits of Client's instructions, if any. The Company's sole responsibility is to its Client and this document does not exonerate parties to a transaction from exercising all their rights and obligations under the transaction documents. This document cannot be reproduced except in full, without prior written approval of the Company. Any unauthorized alteration, forgery or falsification of the content or appearance of this document is unlawful and offenders may be prosecuted to the fullest extent of the law.

Radiated Emission Test Set-UP Frequency Over 1 GHz

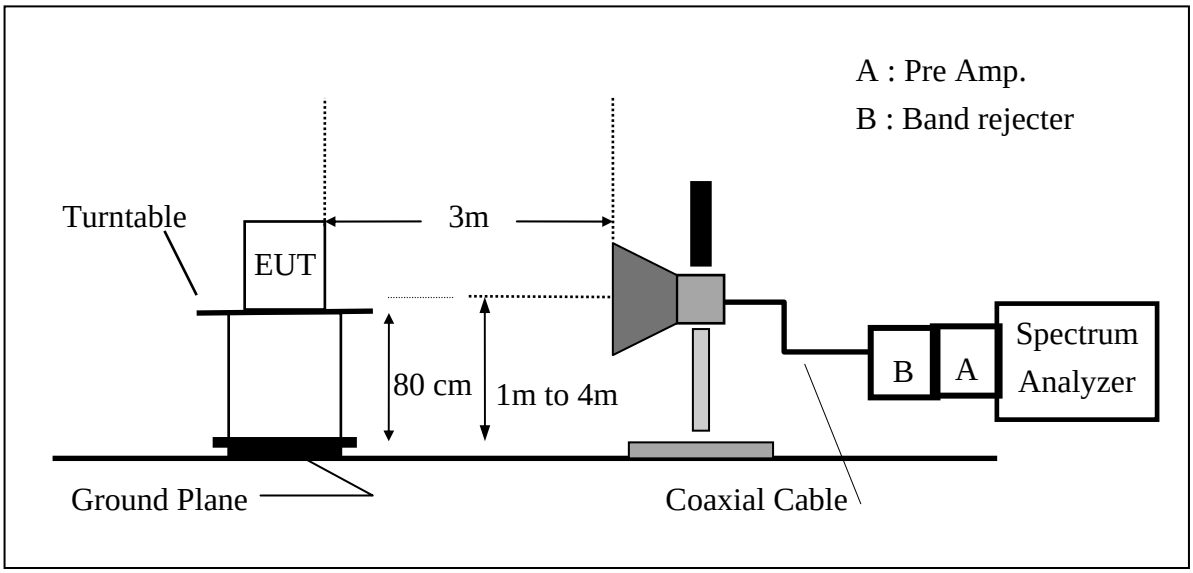

9.3. Measurement Procedure:

The EUT was placed on a non-conductive; The measurement antenna was placed at a distance of 3 meters from the EUT. During the tests, the antenna height and the EUT azimuth were varied in order to identify the maximum level of emissions from the EUT. This maximization process was repeated with the EUT positioned in each of its three orthogonal orientations.

The frequency range up to tenth harmonic was investigated for each of three fundamental frequency (low, middle and high channels). Once spurious emission was identified, the power of the emission was determined using the substitution method.

The spurious emissions attenuation was calculated as the difference between radiated power at the fundamental frequency and the spurious emissions frequency.

ERP= S.G. output (dBm) + Antenna Gain (dBd) – Cable Loss (dB)

EIRP = S.G. output (dBm) + Antenna Gain(dBi) – Cable Loss (dB)

9.4. Measurement Equipment Used:

Refer to section 2.4 in this report

9.5. Measurement Result:

Refer to attach tabular data sheets.

Unless otherwise stated the results shown in this test report refer only to the sample(s) tested and such sample(s) are retained for 90 days only.
除非另有說明，此報告結果僅對測試之樣品負責，同時此樣品僅保留90天。本報告未經本公司書面許可，不可部份複製。
This document is issued by the Company subject to its General Conditions of Service printed overleaf, available on request or accessible at www.sgs.com/terms_and_conditions.htm and, for electronic format documents, subject to Terms and Conditions for Electronic Documents at www.sgs.com/terms_e-document.htm. Attention is drawn to the limitation of liability, indemnification and jurisdiction issues defined therein. Any holder of this document is advised that information contained hereon reflects the Company's findings at the time of its intervention only and within the limits of Client's instructions, if any. The Company's sole responsibility is to its Client and this document does not exonerate parties to a transaction from exercising all their rights and obligations under the transaction documents. This document cannot be reproduced except in full, without prior written approval of the Company. Any unauthorized alteration, forgery or falsification of the content or appearance of this document is unlawful and offenders may be prosecuted to the fullest extent of the law.

Radiated Spurious Emission Measurement Result: GPRS 850 Mode

Operation Mode	: TX CH Low Mode	Test Date:	Jun. 08, 2011
Fundamental Frequency	: 824.20 MHz	Test By:	Blue
Temperature	: 25℃	Pol:	Ver
Humidity	: 65%		

Freq. (MHz)	SPA. Reading (dBuV)	Ant.Pol. H/V	S.G Out-put (dBm)	Antenna Gain (dBd/dBi)	Cable Loss (dB)	ERP/ EIRP (dBm)	Limit (dBm)	Safe Margin (dBm)
173.56	35.06	V	-64.35	-7.82	1.65	-73.81	-13.00	-60.81
231.76	33.06	V	-67.52	-7.87	1.89	-77.28	-13.00	-64.28
328.76	32.28	V	-65.61	-7.76	2.28	-75.65	-13.00	-62.65
555.74	31.72	V	-60.43	-7.76	2.97	-71.17	-13.00	-58.17
694.45	33.28	V	-56.10	-7.85	3.28	-67.23	-13.00	-54.23
924.34	34.17	V	-50.52	-7.97	3.83	-62.32	-13.00	-49.32
1648.40	---	V		9.29	5.23		-13.00	
2472.60	---	V		10.08	6.53		-13.00	
3296.80	---	V		12.17	7.71		-13.00	
3990.00	36.06	V	-60.57	12.60	8.71	-56.67	-13.00	-43.67
4121.00	---	V		12.61	8.86		-13.00	
4945.20	---	V		12.65	9.74		-13.00	
5769.40	---	V		13.55	10.54		-13.00	
6593.60	---	V		12.05	11.30		-13.00	
7417.80	---	V		11.49	12.10		-13.00	
8242.00	---	V		11.48	12.71		-13.00	

Measurement uncertainty	30MHz - 80MHz: 5.04dB
	80MHz -1000MHz: 3.76dB
	1GHz - 13GHz: 4.45dB

Remark:

1 The emission behaviors belong to narrowband spurious emission.

2 Remark”---“ means that the emission level is too low to be measured

3 The result basic equation calculation is as follows:

4 ERP/EIRP (dBm) = SG Setting(dBm) + Antenna Gain (dBd/dBi) – Cable loss (dB)

Unless otherwise stated the results shown in this test report refer only to the sample(s) tested and such sample(s) are retained for 90 days only.
除非另有說明，此報告結果僅對測試之樣品負責，同時此樣品僅保留90天。本報告未經本公司書面許可，不可部份複製。
This document is issued by the Company subject to its General Conditions of Service printed overleaf, available on request or accessible at www.sgs.com/terms_and_conditions.htm and, for electronic format documents, subject to Terms and Conditions for Electronic Documents at www.sgs.com/terms_e-document.htm. Attention is drawn to the limitation of liability, indemnification and jurisdiction issues defined therein. Any holder of this document is advised that information contained hereon reflects the Company's findings at the time of its intervention only and within the limits of Client's instructions, if any. The Company's sole responsibility is to its Client and this document does not exonerate parties to a transaction from exercising all their rights and obligations under the transaction documents. This document cannot be reproduced except in full, without prior written approval of the Company. Any unauthorized alteration, forgery or falsification of the content or appearance of this document is unlawful and offenders may be prosecuted to the fullest extent of the law.

Radiated Spurious Emission Measurement Result: GPRS 850 Mode

Operation Mode	: TX CH Low Mode	Test Date:	Jun. 08, 2011
Fundamental Frequency	: 824.20 MHz	Test By:	Blue
Temperature	: 25℃	Pol:	Hor
Humidity	: 65%		

Freq. (MHz)	SPA. Reading (dBuV)	Ant.Pol. H/V	S.G Out-put (dBm)	Antenna Gain (dBd/dBi)	Cable Loss (dB)	ERP/ EIRP (dBm)	Limit (dBm)	Safe Margin (dBm)
167.74	35.91	H	-63.24	-7.81	1.63	-72.68	-13.00	-59.68
219.15	32.88	H	-67.84	-7.86	1.82	-77.52	-13.00	-64.52
291.90	36.43	H	-61.48	-7.92	2.14	-71.54	-13.00	-58.54
558.65	32.47	H	-59.07	-7.77	2.97	-69.81	-13.00	-56.81
694.45	33.62	H	-54.24	-7.85	3.28	-65.37	-13.00	-52.37
982.54	32.71	H	-51.30	-7.99	3.98	-63.28	-13.00	-50.28
1648.40	49.33	H	-55.07	9.29	5.23	-51.01	-13.00	-38.01
2472.60	38.31	H	-62.60	10.08	6.53	-59.05	-13.00	-46.05
3296.80	---	H		12.17	7.71		-13.00	
4121.00	42.70	H	-53.55	12.61	8.86	-49.80	-13.00	-36.80
4945.20	---	H		12.65	9.74		-13.00	
5769.40	---	H		13.55	10.54		-13.00	
6593.60	---	H		12.05	11.30		-13.00	
7417.80	---	H		11.49	12.10		-13.00	
8242.00	---	H		11.48	12.71		-13.00	

Measurement uncertainty	30MHz - 80MHz: 5.04dB
	80MHz -1000MHz: 3.76dB
	1GHz - 13GHz: 4.45dB

Remark:

1 The emission behaviors belong to narrowband spurious emission.

2 Remark”---“ means that the emission level is too low to be measured

3 The result basic equation calculation is as follows:

4 ERP/EIRP (dBm) = SG Setting(dBm) + Antenna Gain (dBd/dBi) – Cable loss (dB)

Unless otherwise stated the results shown in this test report refer only to the sample(s) tested and such sample(s) are retained for 90 days only.
除非另有說明，此報告結果僅對測試之樣品負責，同時此樣品僅保留90天。本報告未經本公司書面許可，不可部份複製。
This document is issued by the Company subject to its General Conditions of Service printed overleaf, available on request or accessible at www.sgs.com/terms_and_conditions.htm and, for electronic format documents, subject to Terms and Conditions for Electronic Documents at www.sgs.com/terms_e-document.htm. Attention is drawn to the limitation of liability, indemnification and jurisdiction issues defined therein. Any holder of this document is advised that information contained hereon reflects the Company's findings at the time of its intervention only and within the limits of Client's instructions, if any. The Company's sole responsibility is to its Client and this document does not exonerate parties to a transaction from exercising all their rights and obligations under the transaction documents. This document cannot be reproduced except in full, without prior written approval of the Company. Any unauthorized alteration, forgery or falsification of the content or appearance of this document is unlawful and offenders may be prosecuted to the fullest extent of the law.

Radiated Spurious Emission Measurement Result: GPRS 850 Mode

Operation Mode	: TX CH Mid Mode	Test Date:	Jun. 08, 2011
Fundamental Frequency	: 836.60 MHz	Test By:	Blue
Temperature	: 25℃	Pol:	Ver
Humidity	: 65%		

Freq. (MHz)	SPA. Reading (dBuV)	Ant.Pol. H/V	S.G Out-put (dBm)	Antenna Gain (dBd/dBi)	Cable Loss (dB)	ERP/ EIRP (dBm)	Limit (dBm)	Safe Margin (dBm)
170.65	35.78	V	-63.36	-7.82	1.64	-72.82	-13.00	-59.82
225.94	39.74	V	-61.06	-7.87	1.86	-70.78	-13.00	-57.78
296.75	37.29	V	-61.07	-7.92	2.16	-71.14	-13.00	-58.14
558.65	33.00	V	-58.98	-7.77	2.97	-69.72	-13.00	-56.72
691.54	33.28	V	-56.07	-7.85	3.27	-67.19	-13.00	-54.19
920.46	33.27	V	-51.43	-7.97	3.83	-63.22	-13.00	-50.22
1673.20	52.14	V	-52.42	9.36	5.27	-48.32	-13.00	-35.32
2509.80	39.95	V	-60.83	10.09	6.58	-57.33	-13.00	-44.33
3346.40	---	V		12.28	7.79		-13.00	
4183.00	37.97	V	-57.92	12.62	8.93	-54.23	-13.00	-41.23
5019.60	---	V		12.67	9.81		-13.00	
5856.20	---	V		13.68	10.62		-13.00	
6692.80	---	V		11.95	11.39		-13.00	
7529.40	---	V		11.45	12.20		-13.00	
8366.00	---	V		11.59	12.81		-13.00	

Measurement uncertainty	30MHz - 80MHz: 5.04dB
	80MHz -1000MHz: 3.76dB
	1GHz - 13GHz: 4.45dB

Remark:

1 The emission behaviors belongs to narrowband spurious emission.

2 Remark”---“ means that the emission level is too low to be measured

3 The result basic equation calculation is as follows:

4 ERP/EIRP (dBm) = SG Setting(dBm) + Antenna Gain (dBd/dBi) – Cable loss (dB)

Unless otherwise stated the results shown in this test report refer only to the sample(s) tested and such sample(s) are retained for 90 days only.
除非另有說明，此報告結果僅對測試之樣品負責，同時此樣品僅保留90天。本報告未經本公司書面許可，不可部份複製。
This document is issued by the Company subject to its General Conditions of Service printed overleaf, available on request or accessible at www.sgs.com/terms_and_conditions.htm and, for electronic format documents, subject to Terms and Conditions for Electronic Documents at www.sgs.com/terms_e-document.htm. Attention is drawn to the limitation of liability, indemnification and jurisdiction issues defined therein. Any holder of this document is advised that information contained hereon reflects the Company's findings at the time of its intervention only and within the limits of Client's instructions, if any. The Company's sole responsibility is to its Client and this document does not exonerate parties to a transaction from exercising all their rights and obligations under the transaction documents. This document cannot be reproduced except in full, without prior written approval of the Company. Any unauthorized alteration, forgery or falsification of the content or appearance of this document is unlawful and offenders may be prosecuted to the fullest extent of the law.

Radiated Spurious Emission Measurement Result: GPRS 850 Mode

Operation Mode	: TX CH Mid Mode	Test Date:	Jun. 08, 2011
Fundamental Frequency	: 836.60 MHz	Test By:	Blue
Temperature	: 25℃	Pol:	Hor
Humidity	: 65%		

Freq. (MHz)	SPA. Reading (dBuV)	Ant.Pol. H/V	S.G Out-put (dBm)	Antenna Gain (dBd/dBi)	Cable Loss (dB)	ERP/ EIRP (dBm)	Limit (dBm)	Safe Margin (dBm)
149.31	34.55	H	-63.29	-7.80	1.59	-72.68	-13.00	-59.68
222.06	34.28	H	-66.30	-7.86	1.83	-75.99	-13.00	-62.99
335.55	32.59	H	-64.74	-7.72	2.31	-74.77	-13.00	-61.77
555.74	32.30	H	-59.30	-7.76	2.97	-70.03	-13.00	-57.03
694.45	34.03	H	-53.83	-7.85	3.28	-64.96	-13.00	-51.96
972.84	33.33	H	-50.74	-8.00	3.95	-62.69	-13.00	-49.69
1673.20	50.13	H	-54.25	9.36	5.27	-50.15	-13.00	-37.15
2509.80	43.37	H	-57.33	10.09	6.58	-53.83	-13.00	-40.83
3346.40	---	H		12.28	7.79		-13.00	
4183.00	41.23	H	-54.80	12.62	8.93	-51.11	-13.00	-38.11
5019.60	---	H		12.67	9.81		-13.00	
5856.20	---	H		13.68	10.62		-13.00	
6692.80	---	H		11.95	11.39		-13.00	
7529.40	---	H		11.45	12.20		-13.00	
8366.00	---	H		11.59	12.81		-13.00	

Measurement uncertainty	30MHz - 80MHz: 5.04dB
	80MHz -1000MHz: 3.76dB
	1GHz - 13GHz: 4.45dB

Remark:

1 The emission behaviors belong to narrowband spurious emission.

2 Remark”---“ means that the emission level is too low to be measured

3 The result basic equation calculation is as follows:

4 ERP/EIRP (dBm) = SG Setting(dBm) + Antenna Gain (dBd/dBi) – Cable loss (dB)

Unless otherwise stated the results shown in this test report refer only to the sample(s) tested and such sample(s) are retained for 90 days only.
除非另有說明，此報告結果僅對測試之樣品負責，同時此樣品僅保留90天。本報告未經本公司書面許可，不可部份複製。
This document is issued by the Company subject to its General Conditions of Service printed overleaf, available on request or accessible at www.sgs.com/terms_and_conditions.htm and, for electronic format documents, subject to Terms and Conditions for Electronic Documents at www.sgs.com/terms_e-document.htm. Attention is drawn to the limitation of liability, indemnification and jurisdiction issues defined therein. Any holder of this document is advised that information contained hereon reflects the Company's findings at the time of its intervention only and within the limits of Client's instructions, if any. The Company's sole responsibility is to its Client and this document does not exonerate parties to a transaction from exercising all their rights and obligations under the transaction documents. This document cannot be reproduced except in full, without prior written approval of the Company. Any unauthorized alteration, forgery or falsification of the content or appearance of this document is unlawful and offenders may be prosecuted to the fullest extent of the law.

Radiated Spurious Emission Measurement Result: GPRS 850 Mode

Operation Mode	: TX CH High Mode	Test Date:	Jun. 08, 2011
Fundamental Frequency	: 848.80 MHz	Test By:	Blue
Temperature	: 25℃	Pol:	Ver
Humidity	: 65%		

Freq. (MHz)	SPA. Reading (dBuV)	Ant.Pol. H/V	S.G Out-put (dBm)	Antenna Gain (dBd/dBi)	Cable Loss (dB)	ERP/ EIRP (dBm)	Limit (dBm)	Safe Margin (dBm)
154.16	33.35	V	-64.31	-7.80	1.60	-73.72	-13.00	-60.72
222.06	34.92	V	-66.03	-7.86	1.83	-75.72	-13.00	-62.72
299.66	35.56	V	-62.70	-7.92	2.17	-72.79	-13.00	-59.79
558.65	32.27	V	-59.71	-7.77	2.97	-70.45	-13.00	-57.45
694.45	33.72	V	-55.66	-7.85	3.28	-66.79	-13.00	-53.79
968.96	33.07	V	-51.11	-8.00	3.94	-63.05	-13.00	-50.05
1697.60	52.66	V	-51.88	9.44	5.31	-47.75	-13.00	-34.75
2546.40	43.22	V	-57.42	10.20	6.63	-53.86	-13.00	-40.86
3395.20	---	V		12.38	7.87		-13.00	
4244.00	37.43	V	-58.23	12.63	9.00	-54.60	-13.00	-41.60
5092.80	---	V		12.74	9.88		-13.00	
5941.60	---	V		13.81	10.70		-13.00	
6790.40	---	V		11.86	11.48		-13.00	
7639.20	---	V		11.40	12.27		-13.00	
8488.00	---	V		11.70	12.91		-13.00	

Measurement uncertainty	30MHz - 80MHz: 5.04dB
	80MHz -1000MHz: 3.76dB
	1GHz - 13GHz: 4.45dB

Remark:

1 The emission behaviors belong to narrowband spurious emission.

2 Remark”---“ means that the emission level is too low to be measured

3 The result basic equation calculation is as follows:

4 ERP/EIRP (dBm) = SG Setting(dBm) + Antenna Gain (dBd/dBi) – Cable loss (dB)

Unless otherwise stated the results shown in this test report refer only to the sample(s) tested and such sample(s) are retained for 90 days only.
除非另有說明，此報告結果僅對測試之樣品負責，同時此樣品僅保留90天。本報告未經本公司書面許可，不可部份複製。
This document is issued by the Company subject to its General Conditions of Service printed overleaf, available on request or accessible at www.sgs.com/terms_and_conditions.htm and, for electronic format documents, subject to Terms and Conditions for Electronic Documents at www.sgs.com/terms_e-document.htm. Attention is drawn to the limitation of liability, indemnification and jurisdiction issues defined therein. Any holder of this document is advised that information contained hereon reflects the Company's findings at the time of its intervention only and within the limits of Client's instructions, if any. The Company's sole responsibility is to its Client and this document does not exonerate parties to a transaction from exercising all their rights and obligations under the transaction documents. This document cannot be reproduced except in full, without prior written approval of the Company. Any unauthorized alteration, forgery or falsification of the content or appearance of this document is unlawful and offenders may be prosecuted to the fullest extent of the law.

Radiated Spurious Emission Measurement Result: GPRS 850 Mode

Operation Mode	: TX CH High Mode	Test Date:	Jun. 08, 2011
Fundamental Frequency	: 848.80 MHz	Test By:	Blue
Temperature	: 25℃	Pol:	Hor
Humidity	: 65%		

Freq. (MHz)	SPA. Reading (dBuV)	Ant.Pol. H/V	S.G Out-put (dBm)	Antenna Gain (dBd/dBi)	Cable Loss (dB)	ERP/ EIRP (dBm)	Limit (dBm)	Safe Margin (dBm)
165.80	33.57	H	-65.43	-7.81	1.63	-74.87	-13.00	-61.87
233.70	32.49	H	-67.52	-7.87	1.90	-77.29	-13.00	-64.29
293.84	38.13	H	-59.72	-7.92	2.15	-69.79	-13.00	-56.79
553.80	32.09	H	-59.55	-7.76	2.97	-70.28	-13.00	-57.28
689.60	33.65	H	-54.41	-7.85	3.26	-65.53	-13.00	-52.53
946.65	32.81	H	-51.44	-8.00	3.87	-63.31	-13.00	-50.31
1697.60	44.31	H	-60.04	9.44	5.31	-55.91	-13.00	-42.91
2546.40	51.73	H	-48.87	10.20	6.63	-45.31	-13.00	-32.31
3395.20	---	H		12.38	7.87		-13.00	
4244.00	39.75	H	-56.06	12.63	9.00	-52.44	-13.00	-39.44
5092.80	---	H		12.74	9.88		-13.00	
5941.60	---	H		13.81	10.70		-13.00	
6790.40	---	H		11.86	11.48		-13.00	
7639.20	---	H		11.40	12.27		-13.00	
8488.00	---	H		11.70	12.91		-13.00	

Measurement uncertainty	30MHz - 80MHz: 5.04dB
	80MHz -1000MHz: 3.76dB
	1GHz - 13GHz: 4.45dB

Remark:

1 The emission behaviors belong to narrowband spurious emission.

2 Remark"---" means that the emission level is too low to be measured

3 The result basic equation calculation is as follows:

4 ERP/EIRP (dBm) = SG Setting(dBm) + Antenna Gain (dBd/dBi) – Cable loss (dB)

Unless otherwise stated the results shown in this test report refer only to the sample(s) tested and such sample(s) are retained for 90 days only.
除非另有說明，此報告結果僅對測試之樣品負責，同時此樣品僅保留90天。本報告未經本公司書面許可，不可部份複製。
This document is issued by the Company subject to its General Conditions of Service printed overleaf, available on request or accessible at www.sgs.com/terms_and_conditions.htm and, for electronic format documents, subject to Terms and Conditions for Electronic Documents at www.sgs.com/terms_e-document.htm. Attention is drawn to the limitation of liability, indemnification and jurisdiction issues defined therein. Any holder of this document is advised that information contained hereon reflects the Company's findings at the time of its intervention only and within the limits of Client's instructions, if any. The Company's sole responsibility is to its Client and this document does not exonerate parties to a transaction from exercising all their rights and obligations under the transaction documents. This document cannot be reproduced except in full, without prior written approval of the Company. Any unauthorized alteration, forgery or falsification of the content or appearance of this document is unlawful and offenders may be prosecuted to the fullest extent of the law.

Radiated Spurious Emission Measurement Result: EDGE 1900 Mode

Operation Mode	: TX CH Low Mode	Test Date:	Jun. 08, 2011
Fundamental Frequency	: 1850.20MHz	Test By:	Blue
Temperature	: 25℃	Pol:	Blue
Humidity	: 65%		

Freq. (MHz)	SPA. Reading (dBuV)	Ant.Pol. H/V	S.G Out-put (dBm)	Antenna Gain (dBd/dBi)	Cable Loss (dB)	ERP/ EIRP (dBm)	Limit (dBm)	Safe Margin (dBm)
165.80	40.13	V	-58.58	-7.81	1.63	-68.02	-13.00	-55.02
250.19	32.11	V	-67.77	-7.89	1.99	-77.65	-13.00	-64.65
328.76	32.03	V	-65.86	-7.76	2.28	-75.90	-13.00	-62.90
555.74	31.87	V	-60.28	-7.76	2.97	-71.02	-13.00	-58.02
694.45	33.33	V	-56.05	-7.85	3.28	-67.18	-13.00	-54.18
934.04	33.15	V	-51.51	-7.98	3.85	-63.35	-13.00	-50.35
3700.40	---	V		12.61	8.31		-13.00	
5550.60	---	V		13.23	10.33		-13.00	
5810.00	36.99	V	-53.09	13.62	10.58	-50.05	-13.00	-37.05
7400.80	---	V		11.50	12.08		-13.00	
9251.00	---	V		11.92	13.50		-13.00	
11101.20	---	V		11.66	15.11		-13.00	
12951.40	---	V		13.63	16.60		-13.00	
14801.60	---	V		12.76	17.95		-13.00	
16651.80	---	V		15.92	19.14		-13.00	
18502.00	---	V		18.75	10.40		-13.00	

Measurement uncertainty	30MHz - 80MHz: 5.04dB
	80MHz -1000MHz: 3.76dB
	1GHz - 13GHz: 4.45dB

Remark:

1 The emission behaviors belong to narrowband spurious emission.

2 Remark”---“ means that the emission level is too low to be measured

3 The result basic equation calculation is as follows:

4 ERP/EIRP (dBm) = SG Setting(dBm) + Antenna Gain (dBd/dBi) – Cable loss (dB)

Unless otherwise stated the results shown in this test report refer only to the sample(s) tested and such sample(s) are retained for 90 days only.
除非另有說明，此報告結果僅對測試之樣品負責，同時此樣品僅保留90天。本報告未經本公司書面許可，不可部份複製。
This document is issued by the Company subject to its General Conditions of Service printed overleaf, available on request or accessible at www.sgs.com/terms_and_conditions.htm and, for electronic format documents, subject to Terms and Conditions for Electronic Documents at www.sgs.com/terms_e-document.htm. Attention is drawn to the limitation of liability, indemnification and jurisdiction issues defined therein. Any holder of this document is advised that information contained hereon reflects the Company's findings at the time of its intervention only and within the limits of Client's instructions, if any. The Company's sole responsibility is to its Client and this document does not exonerate parties to a transaction from exercising all their rights and obligations under the transaction documents. This document cannot be reproduced except in full, without prior written approval of the Company. Any unauthorized alteration, forgery or falsification of the content or appearance of this document is unlawful and offenders may be prosecuted to the fullest extent of the law.

Radiated Spurious Emission Measurement Result: EDGE 1900 Mode

Operation Mode	: TX CH Low Mode	Test Date:	Jun. 08, 2011
Fundamental Frequency	: 1850.20MHz	Test By:	Blue
Temperature	: 25℃	Pol:	Hor
Humidity	: 65%		

Freq. (MHz)	SPA. Reading (dBuV)	Ant.Pol. H/V	S.G Out-put (dBm)	Antenna Gain (dBd/dBi)	Cable Loss (dB)	ERP/ EIRP (dBm)	Limit (dBm)	Safe Margin (dBm)
163.86	36.93	H	-61.92	-7.81	1.62	-71.35	-13.00	-58.35
248.25	31.49	H	-67.82	-7.89	1.98	-77.68	-13.00	-64.68
338.46	31.92	H	-65.39	-7.70	2.32	-75.41	-13.00	-62.41
555.74	32.45	H	-59.15	-7.76	2.97	-69.88	-13.00	-56.88
694.45	33.20	H	-54.66	-7.85	3.28	-65.79	-13.00	-52.79
961.20	32.91	H	-51.23	-8.00	3.91	-63.14	-13.00	-50.14
3700.40	---	H		12.61	8.31		-13.00	
5550.60	---	H		13.23	10.33		-13.00	
5797.00	40.51	H	-49.71	13.60	10.57	-46.68	-13.00	-33.68
7400.80	---	H		11.50	12.08		-13.00	
9251.00	---	H		11.92	13.50		-13.00	
11101.20	---	H		11.66	15.11		-13.00	
12951.40	---	H		13.63	16.60		-13.00	
14801.60	---	H		12.76	17.95		-13.00	
16651.80	---	H		15.92	19.14		-13.00	
18502.00	---	H		18.75	10.40		-13.00	

Measurement uncertainty	30MHz - 80MHz: 5.04dB
	80MHz -1000MHz: 3.76dB
	1GHz - 13GHz: 4.45dB

Remark:

1 The emission behaviors belong to narrowband spurious emission.

2 Remark”---“ means that the emission level is too low to be measured

3 The result basic equation calculation is as follows:

4 ERP/EIRP (dBm) = SG Setting(dBm) + Antenna Gain (dBd/dBi) – Cable loss (dB)

Unless otherwise stated the results shown in this test report refer only to the sample(s) tested and such sample(s) are retained for 90 days only.
除非另有說明，此報告結果僅對測試之樣品負責，同時此樣品僅保留90天。本報告未經本公司書面許可，不可部份複製。
This document is issued by the Company subject to its General Conditions of Service printed overleaf, available on request or accessible at www.sgs.com/terms_and_conditions.htm and, for electronic format documents, subject to Terms and Conditions for Electronic Documents at www.sgs.com/terms_e-document.htm. Attention is drawn to the limitation of liability, indemnification and jurisdiction issues defined therein. Any holder of this document is advised that information contained hereon reflects the Company's findings at the time of its intervention only and within the limits of Client's instructions, if any. The Company's sole responsibility is to its Client and this document does not exonerate parties to a transaction from exercising all their rights and obligations under the transaction documents. This document cannot be reproduced except in full, without prior written approval of the Company. Any unauthorized alteration, forgery or falsification of the content or appearance of this document is unlawful and offenders may be prosecuted to the fullest extent of the law.

Radiated Spurious Emission Measurement Result: EDGE 1900 Mode

Operation Mode	: TX CH Mid Mode	Test Date:	Jun. 08, 2011
Fundamental Frequency	: 1880MHz	Test By:	Blue
Temperature	: 25℃	Pol:	Ver
Humidity	: 65%		

Freq. (MHz)	SPA. Reading (dBuV)	Ant.Pol. H/V	S.G Out-put (dBm)	Antenna Gain (dBd/dBi)	Cable Loss (dB)	ERP/ EIRP (dBm)	Limit (dBm)	Safe Margin (dBm)
173.56	37.14	V	-62.27	-7.82	1.65	-71.73	-13.00	-58.73
250.19	33.80	V	-66.08	-7.89	1.99	-75.96	-13.00	-62.96
287.05	34.01	V	-64.66	-7.91	2.12	-74.70	-13.00	-61.70
553.80	31.95	V	-60.32	-7.76	2.97	-71.05	-13.00	-58.05
699.30	34.21	V	-55.22	-7.86	3.29	-66.37	-13.00	-53.37
917.55	33.01	V	-51.69	-7.97	3.82	-63.48	-13.00	-50.48
3457.00	36.59	V	-62.25	12.52	7.96	-57.70	-13.00	-44.70
3760.00	---	V		12.60	8.39		-13.00	
5640.00	---	V		13.36	10.41		-13.00	
7520.00	---	V		11.45	12.19		-13.00	
9400.00	---	V		11.93	13.61		-13.00	
11280.00	---	V		11.92	15.27		-13.00	
13160.00	---	V		13.33	16.71		-13.00	
15040.00	---	V		13.76	18.15		-13.00	
16920.00	---	V		15.27	19.32		-13.00	
18800.00	---	V		18.68	16.58		-13.00	

Measurement uncertainty	30MHz - 80MHz: 5.04dB
	80MHz -1000MHz: 3.76dB
	1GHz - 13GHz: 4.45dB

Remark:

1 The emission behaviors belong to narrowband spurious emission.

2 Remark”---“ means that the emission level is too low to be measured

3 The result basic equation calculation is as follows:

4 ERP/EIRP (dBm) = SG Setting(dBm) + Antenna Gain (dBd/dBi) – Cable loss (dB)

Unless otherwise stated the results shown in this test report refer only to the sample(s) tested and such sample(s) are retained for 90 days only.
除非另有說明，此報告結果僅對測試之樣品負責，同時此樣品僅保留90天。本報告未經本公司書面許可，不可部份複製。
This document is issued by the Company subject to its General Conditions of Service printed overleaf, available on request or accessible at www.sgs.com/terms_and_conditions.htm and, for electronic format documents, subject to Terms and Conditions for Electronic Documents at www.sgs.com/terms_e-document.htm. Attention is drawn to the limitation of liability, indemnification and jurisdiction issues defined therein. Any holder of this document is advised that information contained hereon reflects the Company's findings at the time of its intervention only and within the limits of Client's instructions, if any. The Company's sole responsibility is to its Client and this document does not exonerate parties to a transaction from exercising all their rights and obligations under the transaction documents. This document cannot be reproduced except in full, without prior written approval of the Company. Any unauthorized alteration, forgery or falsification of the content or appearance of this document is unlawful and offenders may be prosecuted to the fullest extent of the law.

Radiated Spurious Emission Measurement Result: EDGE 1900 Mode

Operation Mode	: TX CH Mid Mode	Test Date:	Jun. 08, 2011
Fundamental Frequency	: 1880MHz	Test By:	Blue
Temperature	: 25℃	Pol:	Hor
Humidity	: 65%		

Freq. (MHz)	SPA. Reading (dBuV)	Ant.Pol. H/V	S.G Out-put (dBm)	Antenna Gain (dBd/dBi)	Cable Loss (dB)	ERP/ EIRP (dBm)	Limit (dBm)	Safe Margin (dBm)
149.31	31.89	H	-65.95	-7.80	1.59	-75.34	-13.00	-62.34
235.64	32.32	H	-67.60	-7.88	1.91	-77.38	-13.00	-64.38
338.46	32.45	H	-64.86	-7.70	2.32	-74.88	-13.00	-61.88
524.70	33.10	H	-59.50	-7.74	2.88	-70.11	-13.00	-57.11
697.36	33.20	H	-54.54	-7.86	3.28	-65.68	-13.00	-52.68
970.90	32.96	H	-51.12	-8.00	3.94	-63.06	-13.00	-50.06
3760.00	36.57	H	-61.20	12.60	8.39	-56.99	-13.00	-43.99
5640.00	---	H		13.36	10.41		-13.00	
7520.00	---	H		11.45	12.19		-13.00	
9400.00	---	H		11.93	13.61		-13.00	
11280.00	---	H		11.92	15.27		-13.00	
13160.00	---	H		13.33	16.71		-13.00	
15040.00	---	H		13.76	18.15		-13.00	
16920.00	---	H		15.27	19.32		-13.00	
18800.00	---	H		18.68	16.58		-13.00	

Measurement uncertainty	30MHz - 80MHz: 5.04dB
	80MHz -1000MHz: 3.76dB
	1GHz - 13GHz: 4.45dB

Remark:

1 The emission behaviors belong to narrowband spurious emission.

2 Remark"---" means that the emission level is too low to be measured

3 The result basic equation calculation is as follows:

4 ERP/EIRP (dBm) = SG Setting(dBm) + Antenna Gain (dBd/dBi) – Cable loss (dB)

Unless otherwise stated the results shown in this test report refer only to the sample(s) tested and such sample(s) are retained for 90 days only.
除非另有說明，此報告結果僅對測試之樣品負責，同時此樣品僅保留90天。本報告未經本公司書面許可，不可部份複製。
This document is issued by the Company subject to its General Conditions of Service printed overleaf, available on request or accessible at www.sgs.com/terms_and_conditions.htm and, for electronic format documents, subject to Terms and Conditions for Electronic Documents at www.sgs.com/terms_e-document.htm. Attention is drawn to the limitation of liability, indemnification and jurisdiction issues defined therein. Any holder of this document is advised that information contained hereon reflects the Company's findings at the time of its intervention only and within the limits of Client's instructions, if any. The Company's sole responsibility is to its Client and this document does not exonerate parties to a transaction from exercising all their rights and obligations under the transaction documents. This document cannot be reproduced except in full, without prior written approval of the Company. Any unauthorized alteration, forgery or falsification of the content or appearance of this document is unlawful and offenders may be prosecuted to the fullest extent of the law.

Radiated Spurious Emission Measurement Result: EDGE 1900 Mode

Operation Mode	: TX CH High Mode	Test Date:	Jun. 08, 2011
Fundamental Frequency	: 1909.8 MHz	Test By:	Blue
Temperature	: 25℃	Pol:	Ver
Humidity	: 65%		

Freq. (MHz)	SPA. Reading (dBuV)	Ant.Pol. H/V	S.G Out-put (dBm)	Antenna Gain (dBd/dBi)	Cable Loss (dB)	ERP/ EIRP (dBm)	Limit (dBm)	Safe Margin (dBm)
163.86	36.45	V	-62.08	-7.81	1.62	-71.52	-13.00	-58.52
243.40	37.21	V	-62.93	-7.88	1.95	-72.77	-13.00	-59.77
306.45	34.54	V	-63.63	-7.88	2.19	-73.71	-13.00	-60.71
558.65	32.53	V	-59.45	-7.77	2.97	-70.19	-13.00	-57.19
665.35	33.87	V	-55.21	-7.83	3.20	-66.23	-13.00	-53.23
917.55	33.34	V	-51.36	-7.97	3.82	-63.15	-13.00	-50.15
3819.60	37.97	V	-59.42	12.60	8.47	-55.29	-13.00	-42.29
5729.40	40.29	V	-50.03	13.49	10.50	-47.03	-13.00	-34.03
7639.20	---	V		11.40	12.27		-13.00	
9549.00	---	V		11.95	13.74		-13.00	
11458.80	---	V		12.17	15.43		-13.00	
13368.60	---	V		12.97	16.82		-13.00	
15278.40	---	V		15.00	18.29		-13.00	
17188.20	---	V		14.47	19.52		-13.00	
19098.00	---	V		18.66	20.78		-13.00	

Measurement uncertainty	30MHz - 80MHz: 5.04dB
	80MHz -1000MHz: 3.76dB
	1GHz - 13GHz: 4.45dB

Remark:

1 The emission behaviors belong to narrowband spurious emission.

2 Remark"---" means that the emission level is too low to be measured

3 The result basic equation calculation is as follows:

4 ERP/EIRP (dBm) = SG Setting(dBm) + Antenna Gain (dBd/dBi) – Cable loss (dB)

Unless otherwise stated the results shown in this test report refer only to the sample(s) tested and such sample(s) are retained for 90 days only.
除非另有說明，此報告結果僅對測試之樣品負責，同時此樣品僅保留90天。本報告未經本公司書面許可，不可部份複製。
This document is issued by the Company subject to its General Conditions of Service printed overleaf, available on request or accessible at www.sgs.com/terms_and_conditions.htm and, for electronic format documents, subject to Terms and Conditions for Electronic Documents at www.sgs.com/terms_e-document.htm. Attention is drawn to the limitation of liability, indemnification and jurisdiction issues defined therein. Any holder of this document is advised that information contained hereon reflects the Company's findings at the time of its intervention only and within the limits of Client's instructions, if any. The Company's sole responsibility is to its Client and this document does not exonerate parties to a transaction from exercising all their rights and obligations under the transaction documents. This document cannot be reproduced except in full, without prior written approval of the Company. Any unauthorized alteration, forgery or falsification of the content or appearance of this document is unlawful and offenders may be prosecuted to the fullest extent of the law.

Radiated Spurious Emission Measurement Result: EDGE 1900 Mode

Operation Mode	: TX CH High Mode	Test Date:	Jun. 08, 2011
Fundamental Frequency	: 1909.8 MHz	Test By:	Blue
Temperature	: 25℃	Pol:	Hor
Humidity	: 65%		

Freq. (MHz)	SPA. Reading (dBuV)	Ant.Pol. H/V	S.G Out-put (dBm)	Antenna Gain (dBd/dBi)	Cable Loss (dB)	ERP/ EIRP (dBm)	Limit (dBm)	Safe Margin (dBm)
154.16	32.69	H	-65.40	-7.80	1.60	-74.81	-13.00	-61.81
260.86	38.44	H	-60.44	-7.90	2.03	-70.37	-13.00	-57.37
316.15	32.50	H	-65.01	-7.83	2.23	-75.07	-13.00	-62.07
555.74	32.88	H	-58.72	-7.76	2.97	-69.45	-13.00	-56.45
697.36	33.01	H	-54.73	-7.86	3.28	-65.87	-13.00	-52.87
932.10	33.69	H	-50.75	-7.98	3.85	-62.58	-13.00	-49.58
3819.60	---	H		12.60	8.47		-13.00	
5729.40	39.20	H	-51.25	13.49	10.50	-48.26	-13.00	-35.26
7639.20	---	H		11.40	12.27		-13.00	
9549.00	---	H		11.95	13.74		-13.00	
11458.80	---	H		12.17	15.43		-13.00	
13368.60	---	H		12.97	16.82		-13.00	
15278.40	---	H		15.00	18.29		-13.00	
17188.20	---	H		14.47	19.52		-13.00	
19098.00	---	H		18.66	20.78		-13.00	

Measurement uncertainty	30MHz - 80MHz: 5.04dB
	80MHz -1000MHz: 3.76dB
	1GHz - 13GHz: 4.45dB

Remark:

1 The emission behaviors belong to narrowband spurious emission.

2 Remark"---" means that the emission level is too low to be measured

3 The result basic equation calculation is as follows:

4 ERP/EIRP (dBm) = SG Setting(dBm) + Antenna Gain (dBd/dBi) – Cable loss (dB)

Unless otherwise stated the results shown in this test report refer only to the sample(s) tested and such sample(s) are retained for 90 days only.
除非另有說明，此報告結果僅對測試之樣品負責，同時此樣品僅保留90天。本報告未經本公司書面許可，不可部份複製。
This document is issued by the Company subject to its General Conditions of Service printed overleaf, available on request or accessible at www.sgs.com/terms_and_conditions.htm and, for electronic format documents, subject to Terms and Conditions for Electronic Documents at www.sgs.com/terms_e-document.htm. Attention is drawn to the limitation of liability, indemnification and jurisdiction issues defined therein. Any holder of this document is advised that information contained hereon reflects the Company's findings at the time of its intervention only and within the limits of Client's instructions, if any. The Company's sole responsibility is to its Client and this document does not exonerate parties to a transaction from exercising all their rights and obligations under the transaction documents. This document cannot be reproduced except in full, without prior written approval of the Company. Any unauthorized alteration, forgery or falsification of the content or appearance of this document is unlawful and offenders may be prosecuted to the fullest extent of the law.

Radiated Spurious Emission Measurement Result: HSDPA II Mode

Operation Mode	: TX CH Low Mode	Test Date:	Jun. 08, 2011
Fundamental Frequency	: 1852.4MHz	Test By:	Blue
Temperature	: 25℃	Pol:	Ver
Humidity	: 65%		

Freq. (MHz)	SPA. Reading (dBuV)	Ant.Pol. H/V	S.G Out-put (dBm)	Antenna Gain (dBd/dBi)	Cable Loss (dB)	ERP/ EIRP (dBm)	Limit (dBm)	Safe Margin (dBm)
175.50	40.10	V	-59.48	-7.82	1.65	-68.95	-13.00	-55.95
222.06	43.73	V	-57.22	-7.86	1.83	-66.91	-13.00	-53.91
280.26	35.25	V	-63.65	-7.91	2.10	-73.65	-13.00	-60.65
558.65	32.36	V	-59.62	-7.77	2.97	-70.36	-13.00	-57.36
648.86	32.74	V	-56.19	-7.81	3.16	-67.16	-13.00	-54.16
936.95	32.41	V	-52.24	-7.99	3.86	-64.09	-13.00	-51.09
3704.80	---	V		12.61	8.31		-13.00	
4432.00	35.50	V	-59.45	12.65	9.22	-56.02	-13.00	-43.02
5557.20	---	V		13.24	10.33		-13.00	
7409.60	---	V		11.49	12.09		-13.00	
9262.00	---	V		11.92	13.51		-13.00	
11114.40	---	V		11.68	15.12		-13.00	
12966.80	---	V		13.62	16.61		-13.00	
14819.20	---	V		12.83	17.96		-13.00	
16671.60	---	V		15.87	19.15		-13.00	
18524.00	---	V		18.74	10.86		-13.00	

Measurement uncertainty	30MHz - 80MHz: 5.04dB
	80MHz -1000MHz: 3.76dB
	1GHz - 13GHz: 4.45dB

Remark:

1 The emission behaviors belong to narrowband spurious emission.

2 Remark"---" means that the emission level is too low to be measured

3 The result basic equation calculation is as follows:

4 ERP/EIRP (dBm) = SG Setting(dBm) + Antenna Gain (dBd/dBi) – Cable loss (dB)

Unless otherwise stated the results shown in this test report refer only to the sample(s) tested and such sample(s) are retained for 90 days only.
除非另有說明，此報告結果僅對測試之樣品負責，同時此樣品僅保留90天。本報告未經本公司書面許可，不可部份複製。
This document is issued by the Company subject to its General Conditions of Service printed overleaf, available on request or accessible at www.sgs.com/terms_and_conditions.htm and, for electronic format documents, subject to Terms and Conditions for Electronic Documents at www.sgs.com/terms_e-document.htm. Attention is drawn to the limitation of liability, indemnification and jurisdiction issues defined therein. Any holder of this document is advised that information contained hereon reflects the Company's findings at the time of its intervention only and within the limits of Client's instructions, if any. The Company's sole responsibility is to its Client and this document does not exonerate parties to a transaction from exercising all their rights and obligations under the transaction documents. This document cannot be reproduced except in full, without prior written approval of the Company. Any unauthorized alteration, forgery or falsification of the content or appearance of this document is unlawful and offenders may be prosecuted to the fullest extent of the law.

Radiated Spurious Emission Measurement Result: HSDPA II Mode

Operation Mode	: TX CH Low Mode	Test Date:	Jun. 08, 2011
Fundamental Frequency	: 1852.4MHz	Test By:	Blue
Temperature	: 25℃	Pol:	Hor
Humidity	: 65%		

Freq. (MHz)	SPA. Reading (dBuV)	Ant.Pol. H/V	S.G Out-put (dBm)	Antenna Gain (dBd/dBi)	Cable Loss (dB)	ERP/ EIRP (dBm)	Limit (dBm)	Safe Margin (dBm)
165.80	40.05	H	-58.95	-7.81	1.63	-68.39	-13.00	-55.39
235.64	38.17	H	-61.75	-7.88	1.91	-71.53	-13.00	-58.53
330.70	33.40	H	-63.98	-7.75	2.29	-74.01	-13.00	-61.01
555.74	32.23	H	-59.37	-7.76	2.97	-70.10	-13.00	-57.10
613.94	33.74	H	-56.69	-7.80	3.07	-67.55	-13.00	-54.55
990.30	32.24	H	-51.73	-7.99	4.00	-63.72	-13.00	-50.72
2462.50	40.33	H	-60.65	10.08	6.51	-57.08	-13.00	-44.08
3704.80	---	H		12.61	8.31		-13.00	
5557.20	---	H		13.24	10.33		-13.00	
7409.60	---	H		11.49	12.09		-13.00	
9262.00	---	H		11.92	13.51		-13.00	
11114.40	---	H		11.68	15.12		-13.00	
12966.80	---	H		13.62	16.61		-13.00	
14819.20	---	H		12.83	17.96		-13.00	
16671.60	---	H		15.87	19.15		-13.00	
18524.00	---	H		18.74	10.86		-13.00	

Measurement uncertainty	30MHz - 80MHz: 5.04dB
	80MHz -1000MHz: 3.76dB
	1GHz - 13GHz: 4.45dB

Remark:

1 The emission behaviors belong to narrowband spurious emission.

2 Remark"---" means that the emission level is too low to be measured

3 The result basic equation calculation is as follows:

4 ERP/EIRP (dBm) = SG Setting(dBm) + Antenna Gain (dBd/dBi) – Cable loss (dB)

Unless otherwise stated the results shown in this test report refer only to the sample(s) tested and such sample(s) are retained for 90 days only.
除非另有說明，此報告結果僅對測試之樣品負責，同時此樣品僅保留90天。本報告未經本公司書面許可，不可部份複製。
This document is issued by the Company subject to its General Conditions of Service printed overleaf, available on request or accessible at www.sgs.com/terms_and_conditions.htm and, for electronic format documents, subject to Terms and Conditions for Electronic Documents at www.sgs.com/terms_e-document.htm. Attention is drawn to the limitation of liability, indemnification and jurisdiction issues defined therein. Any holder of this document is advised that information contained hereon reflects the Company's findings at the time of its intervention only and within the limits of Client's instructions, if any. The Company's sole responsibility is to its Client and this document does not exonerate parties to a transaction from exercising all their rights and obligations under the transaction documents. This document cannot be reproduced except in full, without prior written approval of the Company. Any unauthorized alteration, forgery or falsification of the content or appearance of this document is unlawful and offenders may be prosecuted to the fullest extent of the law.

Radiated Spurious Emission Measurement Result: HSDPA II Mode

Operation Mode	: TX CH Mid Mode	Test Date:	Jun. 08, 2011
Fundamental Frequency	: 1880MHz	Test By:	Blue
Temperature	: 25℃	Pol:	Ver
Humidity	: 65%		

Freq. (MHz)	SPA. Reading (dBuV)	Ant.Pol. H/V	S.G Out-put (dBm)	Antenna Gain (dBd/dBi)	Cable Loss (dB)	ERP/ EIRP (dBm)	Limit (dBm)	Safe Margin (dBm)
199.75	43.77	V	-57.99	-7.84	1.71	-67.54	-13.00	-54.54
325.64	36.51	V	-61.42	-7.78	2.27	-71.47	-13.00	-58.47
330.70	32.06	V	-65.81	-7.75	2.29	-75.84	-13.00	-62.84
555.74	32.14	V	-60.01	-7.76	2.97	-70.75	-13.00	-57.75
660.50	32.93	V	-56.10	-7.82	3.19	-67.11	-13.00	-54.11
970.90	32.28	V	-51.86	-8.00	3.94	-63.80	-13.00	-50.80
2462.50	40.28	V	-60.80	10.08	6.51	-57.23	-13.00	-44.23
3760.00	---	V		12.60	8.39		-13.00	
5640.00	---	V		13.36	10.41		-13.00	
7520.00	---	V		11.45	12.19		-13.00	
9400.00	---	V		11.93	13.61		-13.00	
11280.00	---	V		11.92	15.27		-13.00	
13160.00	---	V		13.33	16.71		-13.00	
15040.00	---	V		13.76	18.15		-13.00	
16920.00	---	V		15.27	19.32		-13.00	
18800.00	---	V		18.68	16.58		-13.00	

Measurement uncertainty	30MHz - 80MHz: 5.04dB
	80MHz -1000MHz: 3.76dB
	1GHz - 13GHz: 4.45dB

Remark:

1 The emission behaviors belong to narrowband spurious emission.

2 Remark"---" means that the emission level is too low to be measured

3 The result basic equation calculation is as follows:

4 ERP/EIRP (dBm) = SG Setting(dBm) + Antenna Gain (dBd/dBi) – Cable loss (dB)

Unless otherwise stated the results shown in this test report refer only to the sample(s) tested and such sample(s) are retained for 90 days only.
除非另有說明，此報告結果僅對測試之樣品負責，同時此樣品僅保留90天。本報告未經本公司書面許可，不可部份複製。
This document is issued by the Company subject to its General Conditions of Service printed overleaf, available on request or accessible at www.sgs.com/terms_and_conditions.htm and, for electronic format documents, subject to Terms and Conditions for Electronic Documents at www.sgs.com/terms_e-document.htm. Attention is drawn to the limitation of liability, indemnification and jurisdiction issues defined therein. Any holder of this document is advised that information contained hereon reflects the Company's findings at the time of its intervention only and within the limits of Client's instructions, if any. The Company's sole responsibility is to its Client and this document does not exonerate parties to a transaction from exercising all their rights and obligations under the transaction documents. This document cannot be reproduced except in full, without prior written approval of the Company. Any unauthorized alteration, forgery or falsification of the content or appearance of this document is unlawful and offenders may be prosecuted to the fullest extent of the law.

Radiated Spurious Emission Measurement Result: HSDPA II Mode

Operation Mode	: TX CH Mid Mode	Test Date:	Jun. 08, 2011
Fundamental Frequency	: 1880MHz	Test By:	Blue
Temperature	: 25℃	Pol:	Hor
Humidity	: 65%		

Freq. (MHz)	SPA. Reading (dBuV)	Ant.Pol. H/V	S.G Out-put (dBm)	Antenna Gain (dBd/dBi)	Cable Loss (dB)	ERP/ EIRP (dBm)	Limit (dBm)	Safe Margin (dBm)
165.80	40.52	H	-58.48	-7.81	1.63	-67.92	-13.00	-54.92
231.76	36.19	H	-63.92	-7.87	1.89	-73.68	-13.00	-60.68
289.96	39.24	H	-58.73	-7.91	2.13	-68.78	-13.00	-55.78
546.04	32.39	H	-59.47	-7.76	2.95	-70.17	-13.00	-57.17
660.50	32.45	H	-56.83	-7.82	3.19	-67.84	-13.00	-54.84
990.30	32.24	H	-51.73	-7.99	4.00	-63.72	-13.00	-50.72
2462.50	40.25	H	-60.83	10.08	6.51	-57.26	-13.00	-44.26
3760.00	---	H		12.60	8.39		-13.00	
5640.00	---	H		13.36	10.41		-13.00	
7520.00	---	H		11.45	12.19		-13.00	
9400.00	---	H		11.93	13.61		-13.00	
11280.00	---	H		11.92	15.27		-13.00	
13160.00	---	H		13.33	16.71		-13.00	
15040.00	---	H		13.76	18.15		-13.00	
16920.00	---	H		15.27	19.32		-13.00	
18800.00	---	H		18.68	16.58		-13.00	

Measurement uncertainty	30MHz - 80MHz: 5.04dB
	80MHz -1000MHz: 3.76dB
	1GHz - 13GHz: 4.45dB

Remark:

1 The emission behaviors belong to narrowband spurious emission.

2 Remark"---" means that the emission level is too low to be measured

3 The result basic equation calculation is as follows:

4 ERP/EIRP (dBm) = SG Setting(dBm) + Antenna Gain (dBd/dBi) – Cable loss (dB)

Unless otherwise stated the results shown in this test report refer only to the sample(s) tested and such sample(s) are retained for 90 days only.
除非另有說明，此報告結果僅對測試之樣品負責，同時此樣品僅保留90天。本報告未經本公司書面許可，不可部份複製。
This document is issued by the Company subject to its General Conditions of Service printed overleaf, available on request or accessible at www.sgs.com/terms_and_conditions.htm and, for electronic format documents, subject to Terms and Conditions for Electronic Documents at www.sgs.com/terms_e-document.htm. Attention is drawn to the limitation of liability, indemnification and jurisdiction issues defined therein. Any holder of this document is advised that information contained hereon reflects the Company's findings at the time of its intervention only and within the limits of Client's instructions, if any. The Company's sole responsibility is to its Client and this document does not exonerate parties to a transaction from exercising all their rights and obligations under the transaction documents. This document cannot be reproduced except in full, without prior written approval of the Company. Any unauthorized alteration, forgery or falsification of the content or appearance of this document is unlawful and offenders may be prosecuted to the fullest extent of the law.

Radiated Spurious Emission Measurement Result: HSDPA II Mode

Operation Mode	: TX CH High Mode	Test Date:	Jun. 08, 2011
Fundamental Frequency	: 1907.6 MHz	Test By:	Blue
Temperature	: 25℃	Pol:	Ver
Humidity	: 65%		

Freq. (MHz)	SPA. Reading (dBuV)	Ant.Pol. H/V	S.G Out-put (dBm)	Antenna Gain (dBd/dBi)	Cable Loss (dB)	ERP/ EIRP (dBm)	Limit (dBm)	Safe Margin (dBm)
175.50	40.04	V	-59.54	-7.82	1.65	-69.01	-13.00	-56.01
219.15	38.36	V	-62.70	-7.86	1.82	-72.37	-13.00	-59.37
316.15	34.44	V	-63.61	-7.83	2.23	-73.67	-13.00	-60.67
558.65	33.10	V	-58.88	-7.77	2.97	-69.62	-13.00	-56.62
684.75	32.22	V	-57.06	-7.84	3.25	-68.16	-13.00	-55.16
975.75	32.45	V	-51.58	-7.99	3.96	-63.53	-13.00	-50.53
3815.20	36.45	V	-60.96	12.60	8.46	-56.82	-13.00	-43.82
5722.80	---	V		13.48	10.49		-13.00	
7630.40	---	V		11.41	12.27		-13.00	
9538.00	---	V		11.95	13.73		-13.00	
11445.60	---	V		12.15	15.42		-13.00	
13353.20	---	V		13.00	16.81		-13.00	
15260.80	---	V		14.91	18.28		-13.00	
17168.40	---	V		14.53	19.50		-13.00	
19076.00	---	V		18.65	20.76		-13.00	

Measurement uncertainty	30MHz - 80MHz: 5.04dB
	80MHz -1000MHz: 3.76dB
	1GHz - 13GHz: 4.45dB

Remark:

1 The emission behaviors belong to narrowband spurious emission.

2 Remark”---“ means that the emission level is too low to be measured

3 The result basic equation calculation is as follows:

4 ERP/EIRP (dBm) = SG Setting(dBm) + Antenna Gain (dBd/dBi) – Cable loss (dB)

Unless otherwise stated the results shown in this test report refer only to the sample(s) tested and such sample(s) are retained for 90 days only.
除非另有說明，此報告結果僅對測試之樣品負責，同時此樣品僅保留90天。本報告未經本公司書面許可，不可部份複製。
This document is issued by the Company subject to its General Conditions of Service printed overleaf, available on request or accessible at www.sgs.com/terms_and_conditions.htm and, for electronic format documents, subject to Terms and Conditions for Electronic Documents at www.sgs.com/terms_e-document.htm. Attention is drawn to the limitation of liability, indemnification and jurisdiction issues defined therein. Any holder of this document is advised that information contained hereon reflects the Company's findings at the time of its intervention only and within the limits of Client's instructions, if any. The Company's sole responsibility is to its Client and this document does not exonerate parties to a transaction from exercising all their rights and obligations under the transaction documents. This document cannot be reproduced except in full, without prior written approval of the Company. Any unauthorized alteration, forgery or falsification of the content or appearance of this document is unlawful and offenders may be prosecuted to the fullest extent of the law.

Radiated Spurious Emission Measurement Result: HSDPA II Mode

Operation Mode	: TX CH High Mode	Test Date:	Jun. 08, 2011
Fundamental Frequency	: 1907.6MHz	Test By:	Blue
Temperature	: 25℃	Pol:	Hor
Humidity	: 65%		

Freq. (MHz)	SPA. Reading (dBuV)	Ant.Pol. H/V	S.G Out-put (dBm)	Antenna Gain (dBd/dBi)	Cable Loss (dB)	ERP/ EIRP (dBm)	Limit (dBm)	Safe Margin (dBm)
165.80	41.70	H	-57.30	-7.81	1.63	-66.74	-13.00	-53.74
219.15	35.36	H	-65.36	-7.86	1.82	-75.04	-13.00	-62.04
303.54	42.11	H	-55.52	-7.90	2.18	-65.60	-13.00	-52.60
558.65	33.09	H	-58.45	-7.77	2.97	-69.19	-13.00	-56.19
660.50	32.45	H	-56.83	-7.82	3.19	-67.84	-13.00	-54.84
963.14	32.69	H	-51.44	-8.00	3.92	-63.36	-13.00	-50.36
3815.20	48.98	H	-48.55	12.60	8.46	-44.41	-13.00	-31.41
5722.80	---	H		13.48	10.49		-13.00	
7630.40	---	H		11.41	12.27		-13.00	
9538.00	---	H		11.95	13.73		-13.00	
11445.60	---	H		12.15	15.42		-13.00	
13353.20	---	H		13.00	16.81		-13.00	
15260.80	---	H		14.91	18.28		-13.00	
17168.40	---	H		14.53	19.50		-13.00	
19076.00	---	H		18.65	20.76		-13.00	

Measurement uncertainty	30MHz - 80MHz: 5.04dB
	80MHz -1000MHz: 3.76dB
	1GHz - 13GHz: 4.45dB

Remark:

1 The emission behaviors belong to narrowband spurious emission.

2 Remark”---“ means that the emission level is too low to be measured

3 The result basic equation calculation is as follows:

4 ERP/EIRP (dBm) = SG Setting(dBm) + Antenna Gain (dBd/dBi) – Cable loss (dB)

Unless otherwise stated the results shown in this test report refer only to the sample(s) tested and such sample(s) are retained for 90 days only.
除非另有說明，此報告結果僅對測試之樣品負責，同時此樣品僅保留90天。本報告未經本公司書面許可，不可部份複製。
This document is issued by the Company subject to its General Conditions of Service printed overleaf, available on request or accessible at www.sgs.com/terms_and_conditions.htm and, for electronic format documents, subject to Terms and Conditions for Electronic Documents at www.sgs.com/terms_e-document.htm. Attention is drawn to the limitation of liability, indemnification and jurisdiction issues defined therein. Any holder of this document is advised that information contained hereon reflects the Company's findings at the time of its intervention only and within the limits of Client's instructions, if any. The Company's sole responsibility is to its Client and this document does not exonerate parties to a transaction from exercising all their rights and obligations under the transaction documents. This document cannot be reproduced except in full, without prior written approval of the Company. Any unauthorized alteration, forgery or falsification of the content or appearance of this document is unlawful and offenders may be prosecuted to the fullest extent of the law.

Radiated Spurious Emission Measurement Result: HSDPA V Mode

Operation Mode	: TX CH Low Mode	Test Date:	Jun. 08, 2011
Fundamental Frequency	: 826.40 MHz	Test By:	Blue
Temperature	: 25℃	Pol:	Ver
Humidity	: 65%		

Freq. (MHz)	SPA. Reading (dBuV)	Ant.Pol. H/V	S.G Out-put (dBm)	Antenna Gain (dBd/dBi)	Cable Loss (dB)	ERP/ EIRP (dBm)	Limit (dBm)	Safe Margin (dBm)
163.86	39.39	V	-59.14	-9.95	1.62	-70.72	-13.00	-57.72
231.76	35.30	V	-65.28	-10.01	1.89	-77.18	-13.00	-64.18
321.00	34.50	V	-63.49	-9.94	2.25	-75.68	-13.00	-62.68
555.74	33.38	V	-58.77	-9.90	2.97	-71.65	-13.00	-58.65
694.45	34.08	V	-55.30	-9.99	3.28	-68.57	-13.00	-55.57
968.96	33.49	V	-50.69	-10.14	3.94	-64.77	-13.00	-51.77
1877.50	37.23	V	-67.13	9.98	5.61	-62.76	-13.00	-49.76
1652.80	---	V		9.30	5.23		-13.00	
2479.20	---	V		10.07	6.54		-13.00	
3305.60	---	V		12.19	7.73		-13.00	
4132.00	---	V		12.62	8.87		-13.00	
4958.40	---	V		12.65	9.75		-13.00	
5784.80	---	V		13.58	10.55		-13.00	
6611.20	---	V		12.03	11.31		-13.00	
7437.60	---	V		11.48	12.12		-13.00	
8264.00	---	V		11.50	12.73		-13.00	

Measurement uncertainty	30MHz - 80MHz: 5.04dB
	80MHz -1000MHz: 3.76dB
	1GHz - 13GHz: 4.45dB

Remark:

1 The emission behaviors belong to narrowband spurious emission.

2 Remark"---" means that the emission level is too low to be measured

3 The result basic equation calculation is as follows:

4 ERP/EIRP (dBm) = SG Setting(dBm) + Antenna Gain (dBd/dBi) – Cable loss (dB)

Unless otherwise stated the results shown in this test report refer only to the sample(s) tested and such sample(s) are retained for 90 days only.
除非另有說明，此報告結果僅對測試之樣品負責，同時此樣品僅保留90天。本報告未經本公司書面許可，不可部份複製。
This document is issued by the Company subject to its General Conditions of Service printed overleaf, available on request or accessible at www.sgs.com/terms_and_conditions.htm and, for electronic format documents, subject to Terms and Conditions for Electronic Documents at www.sgs.com/terms_e-document.htm. Attention is drawn to the limitation of liability, indemnification and jurisdiction issues defined therein. Any holder of this document is advised that information contained hereon reflects the Company's findings at the time of its intervention only and within the limits of Client's instructions, if any. The Company's sole responsibility is to its Client and this document does not exonerate parties to a transaction from exercising all their rights and obligations under the transaction documents. This document cannot be reproduced except in full, without prior written approval of the Company. Any unauthorized alteration, forgery or falsification of the content or appearance of this document is unlawful and offenders may be prosecuted to the fullest extent of the law.

Radiated Spurious Emission Measurement Result:HSDPA V Mode

Operation Mode	: TX CH Low Mode	Test Date:	Jun. 08, 2011
Fundamental Frequency	: 826.40MHz	Test By:	Blue
Temperature	: 25℃	Pol:	Hor
Humidity	: 65%		

Freq. (MHz)	SPA. Reading (dBuV)	Ant.Pol. H/V	S.G Out-put (dBm)	Antenna Gain (dBd/dBi)	Cable Loss (dB)	ERP/ EIRP (dBm)	Limit (dBm)	Safe Margin (dBm)
160.95	38.91	H	-59.71	-9.95	1.62	-71.27	-13.00	-58.27
219.15	34.58	H	-66.14	-10.00	1.82	-77.96	-13.00	-64.96
291.90	34.89	H	-63.02	-10.06	2.14	-75.22	-13.00	-62.22
555.74	35.63	H	-55.97	-9.90	2.97	-68.84	-13.00	-55.84
662.44	34.04	H	-55.16	-9.96	3.19	-68.31	-13.00	-55.31
959.26	33.92	H	-50.23	-10.14	3.91	-64.28	-13.00	-51.28
1652.80	39.55	H	-64.85	9.30	5.23	-60.78	-13.00	-47.78
2479.20	---	H		10.07	6.54		-13.00	
3305.60	---	H		12.19	7.73		-13.00	
4132.00	---	H		12.62	8.87		-13.00	
4958.40	---	H		12.65	9.75		-13.00	
5784.80	---	H		13.58	10.55		-13.00	
6611.20	---	H		12.03	11.31		-13.00	
7437.60	---	H		11.48	12.12		-13.00	
8264.00	---	H		11.50	12.73		-13.00	

Measurement uncertainty	30MHz - 80MHz: 5.04dB
	80MHz -1000MHz: 3.76dB
	1GHz - 13GHz: 4.45dB

Remark:

1 The emission behaviors belong to narrowband spurious emission.

2 Remark”---“ means that the emission level is too low to be measured

3 The result basic equation calculation is as follows:

4 ERP/EIRP (dBm) = SG Setting(dBm) + Antenna Gain (dBd/dBi) – Cable loss (dB)

Unless otherwise stated the results shown in this test report refer only to the sample(s) tested and such sample(s) are retained for 90 days only.
除非另有說明，此報告結果僅對測試之樣品負責，同時此樣品僅保留90天。本報告未經本公司書面許可，不可部份複製。
This document is issued by the Company subject to its General Conditions of Service printed overleaf, available on request or accessible at www.sgs.com/terms_and_conditions.htm and, for electronic format documents, subject to Terms and Conditions for Electronic Documents at www.sgs.com/terms_e-document.htm. Attention is drawn to the limitation of liability, indemnification and jurisdiction issues defined therein. Any holder of this document is advised that information contained hereon reflects the Company's findings at the time of its intervention only and within the limits of Client's instructions, if any. The Company's sole responsibility is to its Client and this document does not exonerate parties to a transaction from exercising all their rights and obligations under the transaction documents. This document cannot be reproduced except in full, without prior written approval of the Company. Any unauthorized alteration, forgery or falsification of the content or appearance of this document is unlawful and offenders may be prosecuted to the fullest extent of the law.

Radiated Spurious Emission Measurement Result: HSDPA V Mode

Operation Mode	: TX CH Mid Mode	Test Date:	Jun. 08, 2011
Fundamental Frequency	: 836.60MHz	Test By:	Blue
Temperature	: 25℃	Pol:	Ver
Humidity	: 65%		

Freq. (MHz)	SPA. Reading (dBuV)	Ant.Pol. H/V	S.G Out-put (dBm)	Antenna Gain (dBd/dBi)	Cable Loss (dB)	ERP/ EIRP (dBm)	Limit (dBm)	Safe Margin (dBm)
170.65	40.84	V	-58.30	-9.96	1.64	-69.90	-13.00	-56.90
219.15	37.33	V	-63.73	-10.00	1.82	-75.54	-13.00	-62.54
328.76	37.24	V	-60.65	-9.90	2.28	-72.83	-13.00	-59.83
474.26	33.84	V	-60.19	-9.85	2.73	-72.77	-13.00	-59.77
681.84	34.07	V	-55.18	-9.98	3.24	-68.41	-13.00	-55.41
939.86	33.25	V	-51.40	-10.13	3.86	-65.39	-13.00	-52.39
1754.00	40.85	V	-63.63	9.61	5.40	-59.43	-13.00	-46.43
1672.00	---	V		9.36	5.27		-13.00	
2508.00	---	V		10.08	6.58		-13.00	
3344.00	---	V		12.27	7.79		-13.00	
4180.00	---	V		12.62	8.93		-13.00	
5016.00	---	V		12.67	9.81		-13.00	
5852.00	---	V		13.68	10.62		-13.00	
6688.00	---	V		11.96	11.39		-13.00	
7524.00	---	V		11.45	12.20		-13.00	
8360.00	---	V		11.58	12.81		-13.00	

Measurement uncertainty	30MHz - 80MHz: 5.04dB
	80MHz -1000MHz: 3.76dB
	1GHz - 13GHz: 4.45dB

Remark:

1 The emission behaviors belong to narrowband spurious emission.

2 Remark"---" means that the emission level is too low to be measured

3 The result basic equation calculation is as follows:

4 ERP/EIRP (dBm) = SG Setting(dBm) + Antenna Gain (dBd/dBi) – Cable loss (dB)

Unless otherwise stated the results shown in this test report refer only to the sample(s) tested and such sample(s) are retained for 90 days only.
除非另有說明，此報告結果僅對測試之樣品負責，同時此樣品僅保留90天。本報告未經本公司書面許可，不可部份複製。
This document is issued by the Company subject to its General Conditions of Service printed overleaf, available on request or accessible at www.sgs.com/terms_and_conditions.htm and, for electronic format documents, subject to Terms and Conditions for Electronic Documents at www.sgs.com/terms_e-document.htm. Attention is drawn to the limitation of liability, indemnification and jurisdiction issues defined therein. Any holder of this document is advised that information contained hereon reflects the Company's findings at the time of its intervention only and within the limits of Client's instructions, if any. The Company's sole responsibility is to its Client and this document does not exonerate parties to a transaction from exercising all their rights and obligations under the transaction documents. This document cannot be reproduced except in full, without prior written approval of the Company. Any unauthorized alteration, forgery or falsification of the content or appearance of this document is unlawful and offenders may be prosecuted to the fullest extent of the law.

Radiated Spurious Emission Measurement Result: HSDPA V Mode

Operation Mode	: TX CH Mid Mode	Test Date:	Jun. 08, 2011
Fundamental Frequency	: 836.60MHz	Test By:	Blue
Temperature	: 25℃	Pol:	Hor
Humidity	: 65%		

Freq. (MHz)	SPA. Reading (dBuV)	Ant.Pol. H/V	S.G Out-put (dBm)	Antenna Gain (dBd/dBi)	Cable Loss (dB)	ERP/ EIRP (dBm)	Limit (dBm)	Safe Margin (dBm)
165.80	41.88	H	-57.12	-9.95	1.63	-68.70	-13.00	-55.70
245.34	35.44	H	-64.01	-10.03	1.96	-76.00	-13.00	-63.00
322.94	36.28	H	-61.17	-9.93	2.26	-73.36	-13.00	-60.36
468.44	34.87	H	-58.86	-9.85	2.71	-71.42	-13.00	-58.42
697.36	34.27	H	-53.47	-10.00	3.28	-66.75	-13.00	-53.75
975.75	33.52	H	-50.54	-10.13	3.96	-64.63	-13.00	-51.63
1672.00	---	H		9.36	5.27		-13.00	
2462.50	40.79	H	-60.19	10.08	6.51	-56.62	-13.00	-43.62
2508.00	---	H		10.08	6.58		-13.00	
3344.00	---	H		12.27	7.79		-13.00	
4180.00	---	H		12.62	8.93		-13.00	
5016.00	---	H		12.67	9.81		-13.00	
5852.00	---	H		13.68	10.62		-13.00	
6688.00	---	H		11.96	11.39		-13.00	
7524.00	---	H		11.45	12.20		-13.00	
8360.00	---	H		11.58	12.81		-13.00	

Measurement uncertainty	30MHz - 80MHz: 5.04dB
	80MHz -1000MHz: 3.76dB
	1GHz - 13GHz: 4.45dB

Remark:

1 The emission behaviors belong to narrowband spurious emission.

2 Remark"---" means that the emission level is too low to be measured

3 The result basic equation calculation is as follows:

4 ERP/EIRP (dBm) = SG Setting(dBm) + Antenna Gain (dBd/dBi) – Cable loss (dB)

Unless otherwise stated the results shown in this test report refer only to the sample(s) tested and such sample(s) are retained for 90 days only.
除非另有說明，此報告結果僅對測試之樣品負責，同時此樣品僅保留90天。本報告未經本公司書面許可，不可部份複製。
This document is issued by the Company subject to its General Conditions of Service printed overleaf, available on request or accessible at www.sgs.com/terms_and_conditions.htm and, for electronic format documents, subject to Terms and Conditions for Electronic Documents at www.sgs.com/terms_e-document.htm. Attention is drawn to the limitation of liability, indemnification and jurisdiction issues defined therein. Any holder of this document is advised that information contained hereon reflects the Company's findings at the time of its intervention only and within the limits of Client's instructions, if any. The Company's sole responsibility is to its Client and this document does not exonerate parties to a transaction from exercising all their rights and obligations under the transaction documents. This document cannot be reproduced except in full, without prior written approval of the Company. Any unauthorized alteration, forgery or falsification of the content or appearance of this document is unlawful and offenders may be prosecuted to the fullest extent of the law.

Radiated Spurious Emission Measurement Result: HSDPA V Mode

Operation Mode	: TX CH High Mode	Test Date:	Jun. 08, 2011
Fundamental Frequency	: 846.60 MHz	Test By:	Blue
Temperature	: 25℃	Pol:	Ver
Humidity	: 65%		

Freq. (MHz)	SPA. Reading (dBuV)	Ant.Pol. H/V	S.G Out-put (dBm)	Antenna Gain (dBd/dBi)	Cable Loss (dB)	ERP/ EIRP (dBm)	Limit (dBm)	Safe Margin (dBm)
173.56	38.96	V	-60.45	-9.96	1.65	-72.05	-13.00	-59.05
219.15	35.31	V	-65.75	-10.00	1.82	-77.56	-13.00	-64.56
325.85	36.59	V	-61.34	-9.92	2.27	-73.52	-13.00	-60.52
559.62	32.70	V	-59.23	-9.91	2.97	-72.11	-13.00	-59.11
662.44	34.25	V	-54.80	-9.96	3.19	-67.95	-13.00	-54.95
943.74	33.40	V	-51.24	-10.13	3.87	-65.24	-13.00	-52.24
1693.20	---	V		9.42	5.30		-13.00	
2539.80	---	V		10.18	6.62		-13.00	
2787.50	38.92	V	-60.81	10.90	6.96	-56.87	-13.00	-43.87
3386.40	---	V		12.36	7.85		-13.00	
4233.00	---	V		12.63	8.99		-13.00	
5079.60	---	V		12.73	9.87		-13.00	
5926.20	---	V		13.79	10.69		-13.00	
6772.80	---	V		11.87	11.47		-13.00	
7619.40	---	V		11.41	12.26		-13.00	
8466.00	---	V		11.68	12.89		-13.00	

Measurement uncertainty	30MHz - 80MHz: 5.04dB
	80MHz -1000MHz: 3.76dB
	1GHz - 13GHz: 4.45dB

Remark:

1 The emission behaviors belong to narrowband spurious emission.

2 Remark"---" means that the emission level is too low to be measured

3 The result basic equation calculation is as follows:

4 ERP/EIRP (dBm) = SG Setting(dBm) + Antenna Gain (dBd/dBi) – Cable loss (dB)

Unless otherwise stated the results shown in this test report refer only to the sample(s) tested and such sample(s) are retained for 90 days only.
除非另有說明，此報告結果僅對測試之樣品負責，同時此樣品僅保留90天。本報告未經本公司書面許可，不可部份複製。
This document is issued by the Company subject to its General Conditions of Service printed overleaf, available on request or accessible at www.sgs.com/terms_and_conditions.htm and, for electronic format documents, subject to Terms and Conditions for Electronic Documents at www.sgs.com/terms_e-document.htm. Attention is drawn to the limitation of liability, indemnification and jurisdiction issues defined therein. Any holder of this document is advised that information contained hereon reflects the Company's findings at the time of its intervention only and within the limits of Client's instructions, if any. The Company's sole responsibility is to its Client and this document does not exonerate parties to a transaction from exercising all their rights and obligations under the transaction documents. This document cannot be reproduced except in full, without prior written approval of the Company. Any unauthorized alteration, forgery or falsification of the content or appearance of this document is unlawful and offenders may be prosecuted to the fullest extent of the law.

Radiated Spurious Emission Measurement Result: HSDPA V Mode

Operation Mode	: TX CH High Mode	Test Date:	Jun. 08, 2011
Fundamental Frequency	: 846.60 MHz	Test By:	Blue
Temperature	: 25℃	Pol:	Hor
Humidity	: 65%		

Freq. (MHz)	SPA. Reading (dBuV)	Ant.Pol. H/V	S.G Out-put (dBm)	Antenna Gain (dBd/dBi)	Cable Loss (dB)	ERP/ EIRP (dBm)	Limit (dBm)	Safe Margin (dBm)
163.86	38.99	H	-59.86	-9.95	1.62	-71.43	-13.00	-58.43
222.06	50.91	H	-49.67	-10.00	1.83	-61.50	-13.00	-48.50
296.75	34.95	H	-62.81	-10.06	2.16	-75.03	-13.00	-62.03
555.74	32.28	H	-59.32	-9.90	2.97	-72.19	-13.00	-59.19
665.35	33.75	H	-55.33	-9.97	3.20	-68.49	-13.00	-55.49
968.96	34.47	H	-49.63	-10.14	3.94	-63.70	-13.00	-50.70
1693.20	41.50	H	-62.85	9.42	5.30	-58.73	-13.00	-45.73
2539.80	---	H		10.18	6.62		-13.00	
3386.40	---	H		12.36	7.85		-13.00	
4233.00	---	H		12.63	8.99		-13.00	
5079.60	---	H		12.73	9.87		-13.00	
5926.20	---	H		13.79	10.69		-13.00	
6772.80	---	H		11.87	11.47		-13.00	
7619.40	---	H		11.41	12.26		-13.00	
8466.00	---	H		11.68	12.89		-13.00	

Measurement uncertainty	30MHz - 80MHz: 5.04dB
	80MHz -1000MHz: 3.76dB
	1GHz - 13GHz: 4.45dB

Remark:

1 The emission behaviors belong to narrowband spurious emission.

2 Remark”---“ means that the emission level is too low to be measured

3 The result basic equation calculation is as follows:

4 ERP/EIRP (dBm) = SG Setting(dBm) + Antenna Gain (dBd/dBi) – Cable loss (dB)

Unless otherwise stated the results shown in this test report refer only to the sample(s) tested and such sample(s) are retained for 90 days only.
除非另有說明，此報告結果僅對測試之樣品負責，同時此樣品僅保留90天。本報告未經本公司書面許可，不可部份複製。
This document is issued by the Company subject to its General Conditions of Service printed overleaf, available on request or accessible at www.sgs.com/terms_and_conditions.htm and, for electronic format documents, subject to Terms and Conditions for Electronic Documents at www.sgs.com/terms_e-document.htm. Attention is drawn to the limitation of liability, indemnification and jurisdiction issues defined therein. Any holder of this document is advised that information contained hereon reflects the Company's findings at the time of its intervention only and within the limits of Client's instructions, if any. The Company's sole responsibility is to its Client and this document does not exonerate parties to a transaction from exercising all their rights and obligations under the transaction documents. This document cannot be reproduced except in full, without prior written approval of the Company. Any unauthorized alteration, forgery or falsification of the content or appearance of this document is unlawful and offenders may be prosecuted to the fullest extent of the law.

10. FREQUENCY STABILITY V.S. TEMPERATURE MEASUREMENT

10.1. Standard Applicable:

According to FCC §2.1055(a) (1)

Frequency Tolerance: +/-2.5ppm for 850MHz band

+/-2.5ppm for 1900MHz band

10.2. Test Set-up:

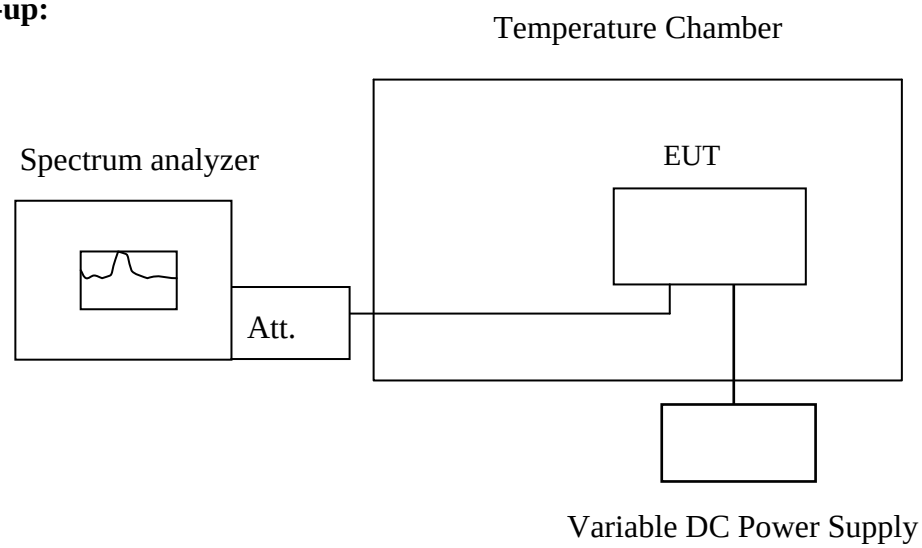

Note : Measurement setup for testing on Antenna connector

10.3. Measurement Procedure:

The equipment under test was connected to an external AC or DC power supply and input rated voltage. RF output was connected to a frequency counter or spectrum analyzer via feed through attenuators. The EUT was placed inside the temperature chamber. Set the spectrum analyzer RBW low enough to obtain the desired frequency resolution and measure EUT 25°C operating frequency as reference frequency. Turn EUT off and set the chamber temperature to –30°C. After the temperature stabilized for approximately 30 minutes recorded the frequency. Repeat step measure with 10°C increased per stage until the highest temperature of +50°C reached.

10.4. Measurement Equipment Used:

Refer to section 2.4 in this report

Unless otherwise stated the results shown in this test report refer only to the sample(s) tested and such sample(s) are retained for 90 days only.
除非另有說明，此報告結果僅對測試之樣品負責，同時此樣品僅保留90天。本報告未經本公司書面許可，不可部份複製。
This document is issued by the Company subject to its General Conditions of Service printed overleaf, available on request or accessible at www.sgs.com/terms_and_conditions.htm and, for electronic format documents, subject to Terms and Conditions for Electronic Documents at www.sgs.com/terms_e-document.htm. Attention is drawn to the limitation of liability, indemnification and jurisdiction issues defined therein. Any holder of this document is advised that information contained hereon reflects the Company's findings at the time of its intervention only and within the limits of Client's instructions, if any. The Company's sole responsibility is to its Client and this document does not exonerate parties to a transaction from exercising all their rights and obligations under the transaction documents. This document cannot be reproduced except in full, without prior written approval of the Company. Any unauthorized alteration, forgery or falsification of the content or appearance of this document is unlawful and offenders may be prosecuted to the fullest extent of the law.

10.5. Measurement Result:

Reference Frequency: GPRS 850 Mid Channel 836.6 MHz @ 25℃				
Limit: +/- 2.5 ppm = 2091 Hz				
Power Supply Vdc	Environment Temperature (℃)	Frequency (MHz)	Delta (Hz)	Limit (Hz)
3.8	-30	836.600009	-12.00	2091
3.8	-20	836.600002	-5.00	2091
3.8	-10	836.600007	-10.00	2091
3.8	0	836.600003	-6.00	2091
3.8	10	836.600005	-8.00	2091
3.8	20	836.599995	2.00	2091
3.8	30	836.599997	0.00	2091
3.8	40	836.599998	-1.00	2091
3.8	50	836.599991	6.00	2091

Reference Frequency: GPRS 1900 Mid Channel 1880 MHz @ 25℃				
Limit: +/- 2.5 ppm = 4700 Hz				
Power Supply Vdc	Environment Temperature (℃)	Frequency (MHz)	Delta (Hz)	Limit (Hz)
3.8	-30	1880.000012	-9.00	4700
3.8	-20	1880.000009	-6.00	4700
3.8	-10	1880.000008	-5.00	4700
3.8	0	1880.000005	-2.00	4700
3.8	10	1880.000005	-2.00	4700
3.8	20	1880.000002	1.00	4700
3.8	30	1880.000003	0.00	4700
3.8	40	1880.000002	1.00	4700
3.8	50	1880.000006	-3.00	4700

Note: The battery is rated 3.8V dc.

Unless otherwise stated the results shown in this test report refer only to the sample(s) tested and such sample(s) are retained for 90 days only.
除非另有說明，此報告結果僅對測試之樣品負責，同時此樣品僅保留90天。本報告未經本公司書面許可，不可部份複製。
This document is issued by the Company subject to its General Conditions of Service printed overleaf, available on request or accessible at www.sgs.com/terms_and_conditions.htm and, for electronic format documents, subject to Terms and Conditions for Electronic Documents at www.sgs.com/terms_e-document.htm. Attention is drawn to the limitation of liability, indemnification and jurisdiction issues defined therein. Any holder of this document is advised that information contained hereon reflects the Company's findings at the time of its intervention only and within the limits of Client's instructions, if any. The Company's sole responsibility is to its Client and this document does not exonerate parties to a transaction from exercising all their rights and obligations under the transaction documents. This document cannot be reproduced except in full, without prior written approval of the Company. Any unauthorized alteration, forgery or falsification of the content or appearance of this document is unlawful and offenders may be prosecuted to the fullest extent of the law.

Reference Frequency: EDGE 850 Mid Channel 836.6 MHz @ 25℃				
Limit: +/- 2.5 ppm = 2091 Hz				
Power Supply	Environment	Frequency	Delta (Hz)	Limit (Hz)
Vdc	Temperature (℃)	(MHz)		
3.8	-30	836.599996	-7.00	2091
3.8	-20	836.600009	-20.00	2091
3.8	-10	836.599991	-2.00	2091
3.8	0	836.599998	-9.00	2091
3.8	10	836.599995	-6.00	2091
3.8	20	836.599993	-4.00	2091
3.8	30	836.599989	0.00	2091
3.8	40	836.599987	2.00	2091
3.8	50	836.599991	-2.00	2091

Reference Frequency: EDGE 1900 Mid Channel 1880 MHz @ 25℃				
Limit: +/- 2.5 ppm = 4700 Hz				
Power Supply	Environment	Frequency	Delta (Hz)	Limit (Hz)
Vdc	Temperature (℃)	(MHz)		
3.8	-30	1880.000003	1.00	4700
3.8	-20	1880.000013	-9.00	4700
3.8	-10	1880.000001	3.00	4700
3.8	0	1879.999997	7.00	4700
3.8	10	1879.999995	9.00	4700
3.8	20	1879.999998	6.00	4700
3.8	30	1880.000004	0.00	4700
3.8	40	1880.000011	-7.00	4700
3.8	50	1880.000006	-2.00	4700

Note: The battery is rated 3.8V dc.

Unless otherwise stated the results shown in this test report refer only to the sample(s) tested and such sample(s) are retained for 90 days only.
除非另有說明，此報告結果僅對測試之樣品負責，同時此樣品僅保留90天。本報告未經本公司書面許可，不可部份複製。
This document is issued by the Company subject to its General Conditions of Service printed overleaf, available on request or accessible at www.sgs.com/terms_and_conditions.htm and, for electronic format documents, subject to Terms and Conditions for Electronic Documents at www.sgs.com/terms_e-document.htm. Attention is drawn to the limitation of liability, indemnification and jurisdiction issues defined therein. Any holder of this document is advised that information contained hereon reflects the Company's findings at the time of its intervention only and within the limits of Client's instructions, if any. The Company's sole responsibility is to its Client and this document does not exonerate parties to a transaction from exercising all their rights and obligations under the transaction documents. This document cannot be reproduced except in full, without prior written approval of the Company. Any unauthorized alteration, forgery or falsification of the content or appearance of this document is unlawful and offenders may be prosecuted to the fullest extent of the law.

Reference Frequency: WCDMA II Mid Channel 1880 MHz				
Limit: +/- 2.5 ppm = 4700 Hz				
Power Supply Vdc	Environment Temperature (℃)	Frequency (MHz)	Delta (Hz)	Limit (Hz)
3.8	-30	1879.999998	-2.00	4700
3.8	-20	1879.999994	2.00	4700
3.8	-10	1879.999995	1.00	4700
3.8	0	1879.999999	-3.00	4700
3.8	10	1879.999999	-3.00	4700
3.8	20	1879.999997	-1.00	4700
3.8	30	1879.999996	0.00	4700
3.8	40	1879.999995	0.70	4700
3.8	50	1879.999991	5.00	4700

Reference Frequency: WCDMA V Mid Channel 836.6 MHz				
Limit: +/- 2.5 ppm = 2091 Hz				
Power Supply Vdc	Environment Temperature (℃)	Frequency (MHz)	Delta (Hz)	Limit (Hz)
3.8	-30	836.600004	-7.00	2091
3.8	-20	836.600003	-6.00	2091
3.8	-10	836.600001	-4.00	2091
3.8	0	836.599998	-1.00	2091
3.8	10	836.599999	-2.00	2091
3.8	20	836.600001	-4.00	2091
3.8	30	836.599997	0.00	2091
3.8	40	836.599996	1.00	2091
3.8	50	836.599997	0.00	2091

Note: The battery is rated 3.8V dc.

Unless otherwise stated the results shown in this test report refer only to the sample(s) tested and such sample(s) are retained for 90 days only.
除非另有說明，此報告結果僅對測試之樣品負責，同時此樣品僅保留90天。本報告未經本公司書面許可，不可部份複製。
This document is issued by the Company subject to its General Conditions of Service printed overleaf, available on request or accessible at www.sgs.com/terms_and_conditions.htm and, for electronic format documents, subject to Terms and Conditions for Electronic Documents at www.sgs.com/terms_e-document.htm. Attention is drawn to the limitation of liability, indemnification and jurisdiction issues defined therein. Any holder of this document is advised that information contained hereon reflects the Company's findings at the time of its intervention only and within the limits of Client's instructions, if any. The Company's sole responsibility is to its Client and this document does not exonerate parties to a transaction from exercising all their rights and obligations under the transaction documents. This document cannot be reproduced except in full, without prior written approval of the Company. Any unauthorized alteration, forgery or falsification of the content or appearance of this document is unlawful and offenders may be prosecuted to the fullest extent of the law.
SGS Taiwan Ltd. 台灣檢驗科技股份有限公司 | No.134, Wu Kung Road, Wuku Industrial Zone, Taipei County, Taiwan / 台北縣五股工業區五工路 134 號
t (886-2) 2299-3279 f (886-2) 2298-0488 www.tw.sgs.com
Member of SGS Group

11. FREQUENCY STABILITY V.S. VOLTAGE MEASUREMENT

11.1. Standard Applicable:

According to FCC §2.1055(a) (1)

Frequency Tolerance: +/-2.5ppm for 850MHz band

+/-2.5ppm for 1900MHz band

11.2. Test Set-up:

Refer to section 10.2 in this report

11.3. Measurement Procedure:

Set chamber temperature to 25℃. Use a variable AC power supply / DC power source to power the EUT and set the voltage to rated voltage. Set the spectrum analyzer RBW low enough to obtain the desired frequency resolution and recorded the frequency.

Reduce the input voltage to specified extreme voltage variation (+/- 15%) and endpoint, record the maximum frequency change.

11.4. Measurement Equipment Used:

Refer to section 2.4 in this report

Unless otherwise stated the results shown in this test report refer only to the sample(s) tested and such sample(s) are retained for 90 days only.
除非另有說明，此報告結果僅對測試之樣品負責，同時此樣品僅保留90天。本報告未經本公司書面許可，不可部份複製。
This document is issued by the Company subject to its General Conditions of Service printed overleaf, available on request or accessible at www.sgs.com/terms_and_conditions.htm and, for electronic format documents, subject to Terms and Conditions for Electronic Documents at www.sgs.com/terms_e-document.htm. Attention is drawn to the limitation of liability, indemnification and jurisdiction issues defined therein. Any holder of this document is advised that information contained hereon reflects the Company's findings at the time of its intervention only and within the limits of Client's instructions, if any. The Company's sole responsibility is to its Client and this document does not exonerate parties to a transaction from exercising all their rights and obligations under the transaction documents. This document cannot be reproduced except in full, without prior written approval of the Company. Any unauthorized alteration, forgery or falsification of the content or appearance of this document is unlawful and offenders may be prosecuted to the fullest extent of the law.

11.5. Measurement Result:

Reference Frequency: GPRS 850 Mid Channel 836.6 MHz @ 25℃				
Limit: +/- 2.5 ppm = 2091 Hz				
Power Supply Vdc	Environment Temperature (℃)	Frequency (MHz)	Delta (Hz)	Limit (Hz)
4.2	25.00	836.599995	3.00	2091.00
3.8	25.00	836.599998	0.00	2091.00
3.6	25.00	836.599990	8.00	2091.00
2.8 (End Point)	25.00	836.599981	17.00	2091.00

Reference Frequency: PCS Mid Channel 1880 MHz @ 25℃				
Limit: +/- 2.5 ppm = 4700 Hz				
Power Supply Vdc	Environment Temperature (℃)	Frequency (MHz)	Delta (Hz)	Limit (Hz)
4.2	25	1880.000006	-1.00	4700
3.8	25	1880.000005	0.00	4700
3.6	25	1879.999998	7.00	4700
2.8 (End Point)	25	1879.999996	9.00	4700

Reference Frequency: EDGE 850 Mid Channel 836.6 MHz @ 25℃				
Limit: +/- 2.5 ppm = 2091 Hz				
Power Supply Vdc	Environment Temperature (℃)	Frequency (MHz)	Delta (Hz)	Limit (Hz)
4.2	25.00	836.599997	-4.00	2091.00
3.8	25.00	836.599993	0.00	2091.00
3.6	25.00	836.599984	9.00	2091.00
2.8 (End Point)	25.00	836.599975	18.00	2091.00

Note: The battery is rated 3.8V dc.

Unless otherwise stated the results shown in this test report refer only to the sample(s) tested and such sample(s) are retained for 90 days only.
除非另有說明，此報告結果僅對測試之樣品負責，同時此樣品僅保留90天。本報告未經本公司書面許可，不可部份複製。
This document is issued by the Company subject to its General Conditions of Service printed overleaf, available on request or accessible at www.sgs.com/terms_and_conditions.htm and, for electronic format documents, subject to Terms and Conditions for Electronic Documents at www.sgs.com/terms_e-document.htm. Attention is drawn to the limitation of liability, indemnification and jurisdiction issues defined therein. Any holder of this document is advised that information contained hereon reflects the Company's findings at the time of its intervention only and within the limits of Client's instructions, if any. The Company's sole responsibility is to its Client and this document does not exonerate parties to a transaction from exercising all their rights and obligations under the transaction documents. This document cannot be reproduced except in full, without prior written approval of the Company. Any unauthorized alteration, forgery or falsification of the content or appearance of this document is unlawful and offenders may be prosecuted to the fullest extent of the law.

Reference Frequency: EDGE 1900 Mid Channel 1880 MHz @ 25℃				
Limit: +/- 2.5 ppm = 4700 Hz				
Power Supply	Environment	Frequency	Delta (Hz)	Limit (Hz)
Vdc	Temperature (℃)	(MHz)		
4.2	25	1879.999989	9.00	4700
3.8	25	1879.999998	0.00	4700
3.6	25	1879.999993	5.00	4700
2.8 (End Point)	25	1879.999975	23.00	4700

Reference Frequency: WCDMA II Mid Channel 1880 (ARFCN9400) MHz				
Limit: +/- 2.5 ppm = 4700 Hz				
Power Supply	Environment	Frequency	Delta (Hz)	Limit (Hz)
Vdc	Temperature (℃)	(MHz)		
4.2	25	1880.000003	-2.00	4700
3.8	25	1880.000001	0.00	4700
3.6	25	1880.000002	-1.00	4700
2.8 (End Point)	25	1879.999995	6.00	4700

Reference Frequency: WCDMA V Mid Channel 836.6 (ARFCN9400) MHz				
Limit: +/- 2.5 ppm = 2901 Hz				
Power Supply	Environment	Frequency	Delta (Hz)	Limit (Hz)
Vdc	Temperature (℃)	(MHz)		
4.2	25.00	836.599999	3.00	2091.00
3.8	25.00	836.600002	0.00	2091.00
3.6	25.00	836.599998	4.00	2091.00
2.8 (End Point)	25.00	836.599995	7.00	2091.00

Note: The battery is rated 3.8V dc.

Unless otherwise stated the results shown in this test report refer only to the sample(s) tested and such sample(s) are retained for 90 days only.
除非另有說明，此報告結果僅對測試之樣品負責，同時此樣品僅保留90天。本報告未經本公司書面許可，不可部份複製。
This document is issued by the Company subject to its General Conditions of Service printed overleaf, available on request or accessible at www.sgs.com/terms_and_conditions.htm and, for electronic format documents, subject to Terms and Conditions for Electronic Documents at www.sgs.com/terms_e-document.htm. Attention is drawn to the limitation of liability, indemnification and jurisdiction issues defined therein. Any holder of this document is advised that information contained hereon reflects the Company's findings at the time of its intervention only and within the limits of Client's instructions, if any. The Company's sole responsibility is to its Client and this document does not exonerate parties to a transaction from exercising all their rights and obligations under the transaction documents. This document cannot be reproduced except in full, without prior written approval of the Company. Any unauthorized alteration, forgery or falsification of the content or appearance of this document is unlawful and offenders may be prosecuted to the fullest extent of the law.
SGS Taiwan Ltd. 台灣檢驗科技股份有限公司 | No.134, Wu Kung Road, Wuku Industrial Zone, Taipei County, Taiwan / 台北縣五股工業區五工路 134 號
t (886-2) 2299-3279 f (886-2) 2298-0488 www.tw.sgs.com
Member of SGS Group