WEB

surf the web with your phone

Open **Browser** or just touch Search to find a page, then bookmark it, send it, or just explore.

QUICK START: WEB

From the home screen, touch > **Browser**.

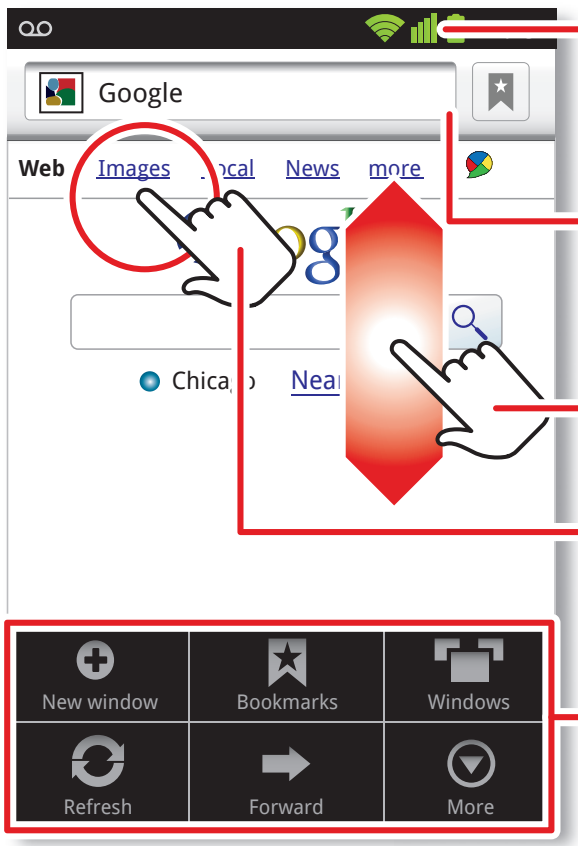

Connection
Mobile Network:
Wi-Fi:

Enter a web page URL.

Drag or **flick** to scroll.

Touch to open. **Touch & hold** to open options.

Touch to open bookmarks, windows, & more.

Note: Your phone automatically uses your mobile phone network to connect to the web. Your service provider may charge to surf the web or download data. If you can't connect, contact your service provider.

Tip: You can connect to the web with a fast Wi-Fi network connection (“**BLUETOOTH™, WI-FI, & CABLE CONNECTIONS**” on page 34).

DOWNLOADS

To download files in your browser, touch a file link or touch and hold a picture to choose **Save image**.

To show the files you downloaded, touch **Browser** > Menu > **More** > **Downloads**. Touch and hold an item to open it, see details, or remove it from the list.

You can download “**APPS**” on page 10.

LOCATION

where you are, and where you're going

Open **Maps** or just touch Search to find an address and get directions, check in, or save the location.

QUICK START: LOCATION

From the home screen, touch > **Maps**.

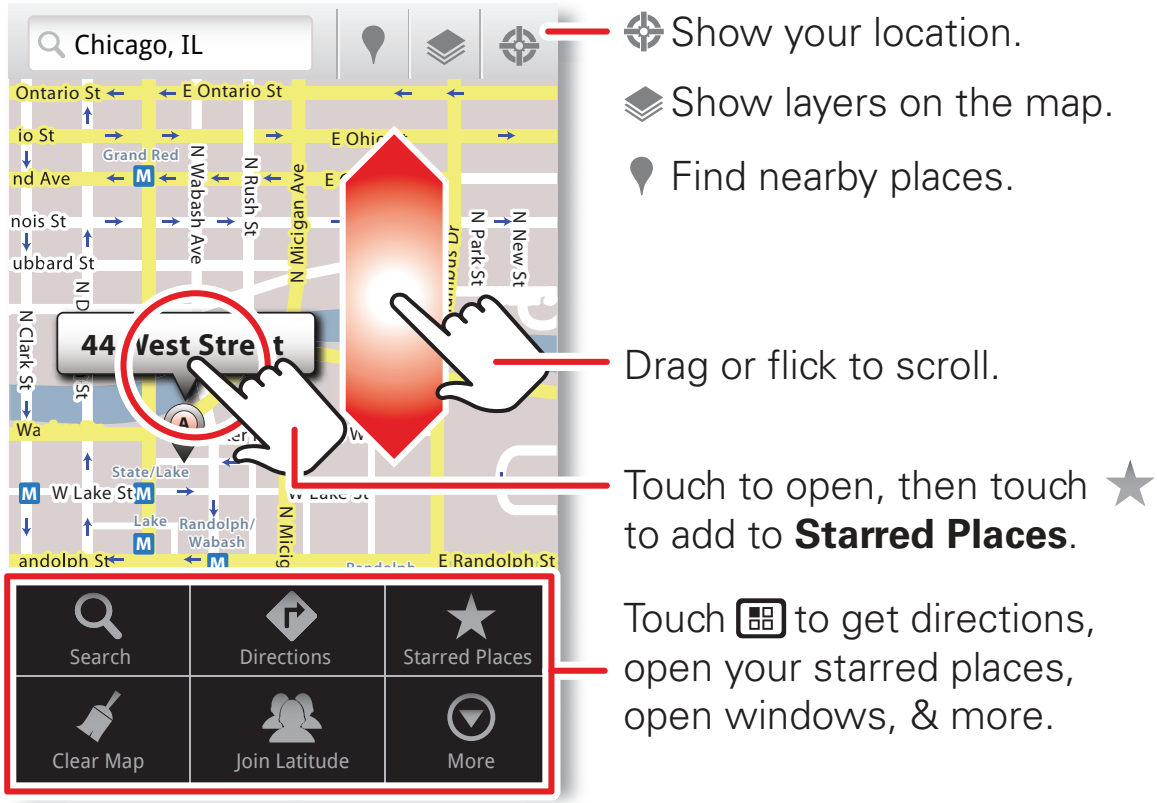

Google Maps™ offers powerful, user-friendly mapping technology and local business information—including business locations, contact information, and driving directions.

PHOTOS & VIDEOS

see it, capture it, share it!

Capture photos and videos to send them to friends or save them for later.

QUICK START: PHOTOS & VIDEOS

From any screen, press the Camera Key on the right side of the phone to open the camera.



Tip: For the clearest photos and videos, clean the lens with a soft, dry cloth.

VIEW & SHARE PHOTOS & VIDEOS

From the home screen, touch ◉ > **My Gallery**.

Flick left and right to show folders. Touch a folder to show its photos or videos, then touch a thumbnail image to open, share, or delete it.

Tip: From the viewfinder, you can touch the thumbnail in the top right to open your last photo or video.

- To **zoom** in, touch the screen with two fingers and then drag them apart. To zoom out, drag your fingers together.

- To **send** or **post** the photo or video, touch **Share**.

  To use a Bluetooth™ or cable connection, see "**BLUETOOTH™, WI-FI, & CABLE CONNECTIONS**" on page 34.

- To **delete** the photo or video, touch **Delete**.
- To **set** a photo as your wallpaper or a contact photo, touch **More** > **Set as**.
- To **crop** or **rotate** a photo, touch **More**.
- To **play** a video, touch ▶.

Tip: Turn the phone sideways for a widescreen view.

MUSIC

when music is what you need...

Keep your music with you! Put music on your phone so you can listen and create playlists anytime.

QUICK START: MUSIC

From the home screen, touch > **Music**, then choose a song to play it:

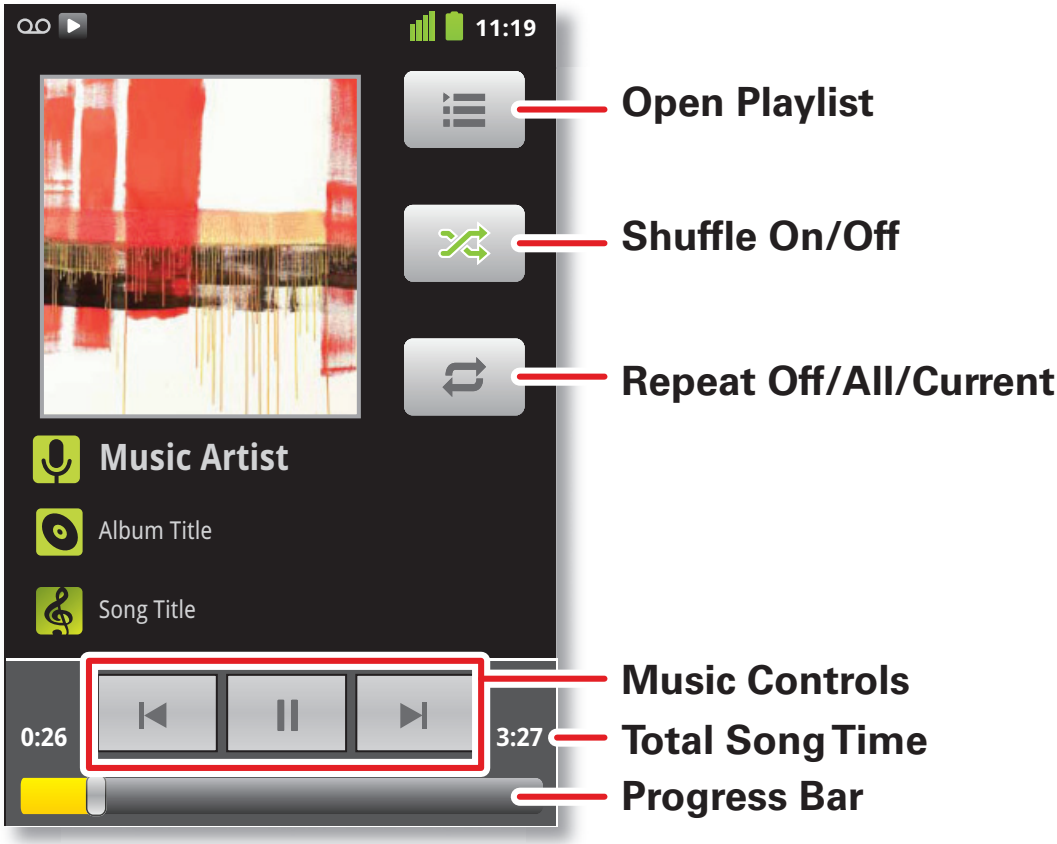

You can use your phone's 3.5mm headset jack to connect wired headphones, or go wireless with Bluetooth™ stereo headphones or speakers.

To listen to FM **radio** stations, Plug in a 3.5mm headset and touch ◘ > **FM Radio**. Your phone uses the headset wire as the radio antenna.

MUSIC FILES

To get songs for your music player, you can download them from online services or copy them from your computer. Your music player can play these file formats: MP3, M4A, AAC, ACC+, MIDI, WAV, or OGG Vorbis.

Note: Your phone does not support any DRM protected files.

Note: Copyright—do you have the right? Always follow the rules. See "Content Copyright" in your legal and safety information.

To **save a CD** on your computer ("rip" the CD), you can use a program like Microsoft™ Windows™ Media Player. First, make sure you change the format to MP3 (under Rip > Format in Windows Media Player).

BLUETOOTH™, WI-FI, & CABLE CONNECTIONS

home, office, or hotspot

Connect your phone to Bluetooth headsets, fast Wi-Fi networks, or right to your computer.

QUICK START: CONNECTIONS

From the home screen, touch Menu > **Settings** > **Wireless & networks**, then **Bluetooth settings** or **Wi-Fi settings**.

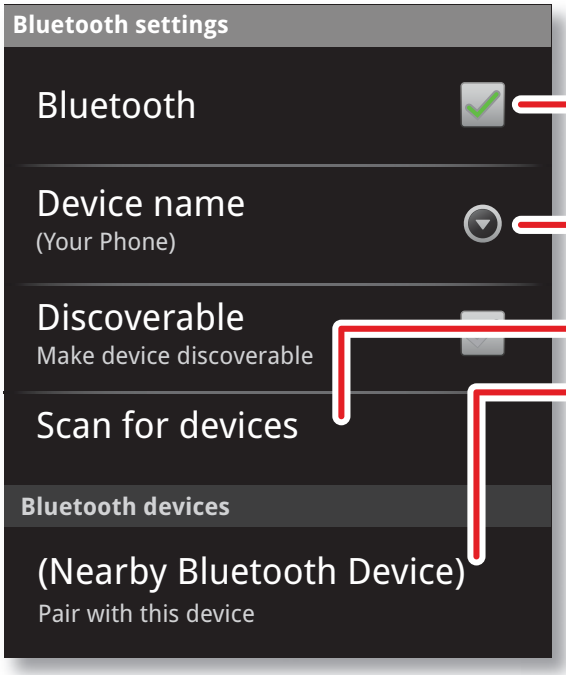

Turn Bluetooth power on & scan, or turn off.

Change your phone's Bluetooth device name.

Re-scan.

Connect a device found by the scan.

Turn Wi-Fi power on & scan, or turn off.

Connect a network found by the scan.

- To connect **Bluetooth devices**, touch Menu > **Settings** > **Wireless & networks** > **Bluetooth settings** > **Scan for devices** (or **Bluetooth**, if it is off). Touch a device that your phone found, to connect it.
- To connect **Wi-Fi networks**, touch Menu > **Settings** > **Wireless & networks** > **Wi-Fi settings** (then touch **Wi-Fi**, if it is off). Touch a network that your phone found, to connect it.
- To use a **cable connection**, connect your phone's micro USB port to a standard USB port on your computer, then use a computer program to transfer files to and from your phone's memory card. Your phone supports microSD cards up to 32GB.

  On your phone, flick down the status bar and touch to enable your phone's memory card.

  You can download your phone's driver files from www.motorola.com/support.
- To make your phone a **hotspot** that other devices can use to connect to the Internet, touch Menu > **Settings** > **Wireless & networks** > **Tethering & portable hotspot**. Then, choose to enable **USB tethering** or **Portable Wi-Fi hotspot**.

SECURITY

help keep your phone safe

Protect your information, in case your phone is lost or stolen.

QUICK START: SECURITY

From the home screen, touch Menu > **Settings** > **Location & security**.

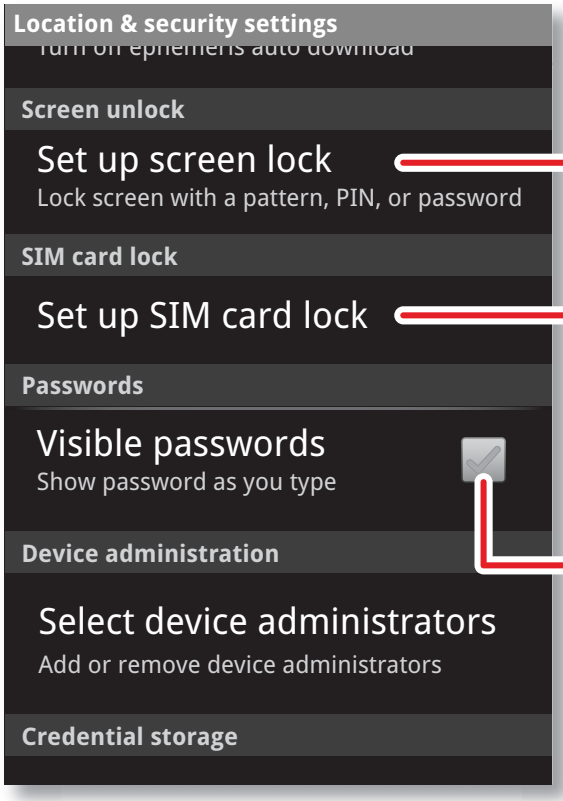

Set a lock pattern, PIN, or password required to wake up the screen.

Choose a number code required to turn on your phone.

Show password letters and numbers when you enter them (rather than ***).

RESET

To reset your phone to factory settings and erase all the data on your phone, touch Menu > **Settings** > **Privacy** > **Factory data reset** > **Reset phone**.

Warning: All downloaded apps and user data on your phone will be deleted. Data on your memory card will not be deleted.

TROUBLESHOOTING

we're here to help

CRASH RECOVERY

In the unlikely event that your phone stops responding to touchs and key presses, try a quick reset. Remove the back cover and battery ("**ASSEMBLE & CHARGE**" on page 5), then replace and turn on your phone as usual.

SERVICE & REPAIRS

If you have questions or need assistance, we're here to help.

Go to www.motorola.com/support, where you can select from a number of customer care options. You can also contact the Motorola Customer Support Center at 0800 666 8676 (Argentina), 800-201-442 (Chile), 01-800-700-1504 (Colombia), 01 800 021 0000 (México), 0800-100-4289 (Venezuela), or 0-800-52-470 (Perú).

Battery Use & Safety

Important: Handle and store batteries properly to avoid injury or damage. Most battery issues arise from improper handling of batteries, and particularly from the continued use of damaged batteries.

DON'Ts

- **Don't disassemble, crush, puncture, shred, or otherwise attempt to change the form of your battery.**
- **Don't let the mobile device or battery come in contact with liquids.*** Liquids can get into the mobile device's circuits, leading to corrosion.
- **Don't allow the battery to touch metal objects.** If metal objects, such as jewelry, stay in prolonged contact with the battery contact points, the battery could become very hot.
- **Don't place your mobile device or battery near a heat source.*** High temperatures can cause the battery to swell, leak, or malfunction.
- **Don't dry a wet or damp battery with an appliance or heat source**, such as a hair dryer or microwave oven.

DOs

- **Do avoid leaving your mobile device in your car in high temperatures.***
- **Do avoid dropping the mobile device or battery.*** Dropping these items, especially on a hard surface, can potentially cause damage.*
- **Do contact your service provider or Motorola if your mobile device or battery has been damaged by dropping, liquids or high temperatures.**

*** Note:** Always make sure that the battery compartment and any connector covers are closed and secure to avoid direct exposure of the battery to any of these conditions, even if your product information states that your **mobile device** can resist damage from these conditions.

Important: Motorola recommends you always use Motorola-branded batteries and chargers for quality assurance and safeguards. Motorola's warranty does not cover damage to the mobile device caused by non-Motorola batteries and/or chargers. To help you identify authentic Motorola batteries from non-original or counterfeit batteries (that may not have adequate safety protection), Motorola provides holograms on its

batteries. You should confirm that any battery you purchase has a “Motorola Original” hologram.

If you see a message on your display such as **Invalid Battery** or **Unable to Charge**, take the following steps:

- Remove the battery and inspect it to confirm that it has a “Motorola Original” hologram;
- If there is no hologram, the battery is not a Motorola battery;
- If there is a hologram, replace the battery and try charging it again;
- If the message remains, contact a Motorola authorized service center.

Warning: Use of a non-Motorola battery or charger may present a risk of fire, explosion, leakage, or other hazard.

Proper and safe battery disposal and recycling: Proper battery disposal is not only important for safety, it benefits the environment. You can recycle your used batteries in many retail or service provider locations. Additional information on proper disposal and recycling can be found at www.motorola.com/recycling

Disposal: Promptly dispose of used batteries in accordance with local regulations. Contact your local recycling center or national recycling organizations for more information on how to dispose of batteries.

Warning: Never dispose of batteries in a fire because they may explode.

Battery Charging

Notes for charging your product’s battery:

- During charging, keep your battery and charger near room temperature for efficient battery charging.
- New batteries are not fully charged.
- New batteries or batteries stored for a long time may take more time to charge.
- Motorola batteries and charging systems have circuitry that protects the battery from damage from overcharging.

Third Party Accessories

Use of third party accessories, including but not limited to batteries, chargers, headsets, covers, cases, screen protectors and memory cards, may impact your mobile device’s performance. In some circumstances, third party accessories can be dangerous and may void your mobile device’s warranty. For a list of Motorola accessories, visit www.motorola.com/products

Driving Precautions

Responsible and safe driving is your primary responsibility when behind the wheel of a vehicle. Using a mobile device or accessory for a call or other application while driving may cause distraction. Using a mobile device or accessory may be prohibited or restricted in certain areas, always obey the laws and regulations on the use of these products.

While driving, NEVER:

- Type or read texts.
- Enter or review written data.
- Surf the web.
- Input navigation information.
- Perform any other functions that divert your attention from driving.

While driving, ALWAYS:

- Keep your eyes on the road.
- Use a handsfree device if available or required by law in your area.
- Enter destination information into a navigation device **before** driving.
- Use voice activated features (such as voice dial) and speaking features (such as audible directions), if available.
- Obey all local laws and regulations for the use of mobile devices and accessories in the vehicle.
- End your call or other task if you cannot concentrate on driving.

Remember to follow the "Smart Practices While Driving" in this guide and at www.motorola.com/callsmart (in English only).

Seizures/Blackouts

Some people may be susceptible to epileptic seizures or blackouts when exposed to flashing lights, such as when playing videos or games. These may occur even if a person has never had a previous seizure or blackout.

If you have experienced seizures or blackouts, or if you have a family history of such occurrences, please consult with your physician before playing videos or games or enabling a flashing-lights feature (if available) on your mobile device.

Discontinue use and consult a physician if any of the following symptoms occur: convulsion, eye or muscle twitching, loss of awareness, involuntary movements, or disorientation. It is always a good idea to hold the screen away from your eyes, leave the lights on in the room, take a 15-minute break every hour, and stop use if you are tired.

Caution About High Volume Usage

Warning: Exposure to loud noise from any source for extended periods of time may affect your hearing. The louder the volume sound level, the less time is required before your hearing could be affected. To protect your hearing:

- Limit the amount of time you use headsets or headphones at high volume.
- Avoid turning up the volume to block out noisy surroundings.
- Turn the volume down if you can't hear people speaking near you.

If you experience hearing discomfort, including the sensation of pressure or fullness in your ears, ringing in your ears, or muffled speech, you should stop listening to the device through your headset or headphones and have your hearing checked.

For more information about hearing, see our website at direct.motorola.com/hellomoto/nss/AcousticSafety.asp (in English only).

Repetitive Motion

When you repetitively perform actions such as pressing keys or entering finger-written characters, you may experience occasional discomfort in your hands, arms, shoulders, neck, or other parts of your body. If you continue to have discomfort during or after such use, stop use and see a physician.

Children

Keep your mobile device and its accessories away from small children. These products are not toys and may be hazardous to small children. For example:

- A choking hazard may exist for small, detachable parts.
- Improper use could result in loud sounds, possibly causing hearing injury.
- Improperly handled batteries could overheat and cause a burn.

Similar to a computer, if a child does use your mobile device, you may want to monitor their access to help prevent exposure to inappropriate apps or content.

Glass Parts

Some parts of your mobile device may be made of glass. This glass could break if the product receives a substantial impact. If glass breaks, do not touch or attempt to remove. Stop using your mobile device until the glass is replaced by a qualified service center.

Operational Warnings

Obey all posted signs when using mobile devices in public areas.

Potentially Explosive Atmospheres

Areas with potentially explosive atmospheres are often, but not always, posted and can include fueling areas, such as below decks on boats, fuel or chemical transfer or storage facilities, or areas where the air contains chemicals or particles, such as grain dust, or metal powders.

When you are in such an area, turn off your mobile device, and do not remove, install, or charge batteries unless it is a radio product type especially qualified for use in such areas as “Intrinsically Safe” (for example, Factory Mutual, CSA, or UL approved). In such areas, sparks can occur and cause an explosion or fire.

Symbol Key

Your battery, charger, or mobile device may contain symbols, defined as follows:

Symbol	Definition
	Important safety information follows.
	Do not dispose of your battery or mobile device in a fire.
	Your battery or mobile device may require recycling in accordance with local laws. Contact your local regulatory authorities for more information.
	Do not dispose of your battery or mobile device with your household waste. See “Recycling” for more information.

Symbol	Definition
	Do not use tools.
	For indoor use only.

Radio Frequency (RF) Energy

Exposure to RF Energy

Your mobile device contains a transmitter and receiver. When it is ON, it receives and transmits RF energy. When you communicate with your mobile device, the system handling your call controls the power level at which your mobile device transmits.
Your mobile device is designed to comply with local regulatory requirements in your country concerning exposure of human beings to RF energy.

RF Energy Operational Precautions

For optimal mobile device performance, and to be sure that human exposure to RF energy does not exceed the guidelines set forth in the relevant standards, always follow these instructions and precautions:

- When placing or receiving a phone call, hold your mobile device just like you would a landline phone.
- If you wear the mobile device on your body, always place the mobile device in a Motorola-supplied or approved clip, holder, holster, case, or body harness. If you do not use a body-worn accessory supplied or approved by Motorola, keep the mobile device and its antenna at least 2.5 cm (1 inch) from your body when transmitting.
- Using accessories not supplied or approved by Motorola may cause your mobile device to exceed RF energy exposure guidelines. For a list of Motorola-supplied or approved accessories, visit our website at: www.motorola.com.

RF Energy Interference/Compatibility

Nearly every electronic device is subject to RF energy interference from external sources if inadequately shielded, designed, or otherwise configured for RF energy compatibility. In some circumstances, your mobile device may cause interference with other devices.

Follow Instructions to Avoid Interference Problems

Turn off your mobile device in any location where posted notices instruct you to do so. In an aircraft, turn off your mobile device whenever instructed to do so by airline staff. If your mobile device offers an airplane mode or similar feature, consult airline staff about using it in flight.

Implantable Medical Devices

If you have an implantable medical device, such as a pacemaker or defibrillator, consult your physician before using this mobile device.

Persons with implantable medical devices should observe the following precautions:

- ALWAYS keep the mobile device more than 20 centimeters (8 inches) from the implantable medical device when the mobile device is turned ON.
- DO NOT carry the mobile device in the breast pocket.
- Use the ear opposite the implantable medical device to minimize the potential for interference.
- Turn OFF the mobile device immediately if you have any reason to suspect that interference is taking place.

Read and follow the directions from the manufacturer of your implantable medical device. If you have any questions about using your mobile device with your implantable medical device, consult your healthcare provider.

Specific Absorption Rate (IEEE)

YOUR MOBILE DEVICE MEETS FCC LIMITS FOR EXPOSURE TO RADIO WAVES.

Your mobile device is a radio transmitter and receiver. It is designed not to exceed the limits for exposure to radio waves (radio frequency electromagnetic fields) adopted by the Federal Communications Commission (FCC). These limits include a substantial safety margin designed to assure the safety of all persons, regardless of age and health.

The radio wave exposure guidelines use a unit of measurement known as the Specific Absorption Rate, or SAR. The SAR limit for mobile devices is 1.6 W/kg.

Tests for SAR are conducted using standard operating positions with the device transmitting at its highest certified power level in all tested frequency bands. The highest SAR values under the FCC guidelines for your device model are listed below:

Head SAR	GSM 850/900/1800/1900, UMTS 850/1900, Wi-Fi, Bluetooth	1.15 W/kg
	GSM 850/900/1800/1900, UMTS 850/2100, Wi-Fi, Bluetooth	0.744 W/kg
Body-worn SAR	GSM 850/900/1800/1900, UMTS 850/1900, Wi-Fi, Bluetooth	1.13 W/kg
	GSM 850/900/1800/1900, UMTS 850/2100, Wi-Fi, Bluetooth	1.30 W/kg

During use, the actual SAR values for your device are usually well below the values stated. This is because, for purposes of system efficiency and to minimize interference on the network, the operating power of your mobile device is automatically decreased when full power is not needed for the call. The lower the power output of the device, the lower its SAR value.

Body-worn SAR testing has been carried out using an approved accessory or at a separation distance of 1.0cm (0.39 inch). To meet RF exposure guidelines during body-worn operation, the device should be in an approved accessory or positioned at least 1.0 cm (0.39 inch) away from the body. If you are not using an approved accessory, ensure that whatever product is used is free of any metal and that it positions the phone at least 1.0 cm (0.39 inch) away from the body.

The World Health Organization has stated that present scientific information does not indicate the need for any special precautions for the use of mobile devices. They recommend that if you are interested in further reducing your exposure then you can easily do so by limiting your usage or simply using a hands-free kit to keep the device away from the head and body.

Additional information can be found at www.who.int/emf (World Health Organization) or www.motorola.com/rfhealth (Motorola Mobility, Inc.).

Specific Absorption Rate (ICNIRP)

YOUR MOBILE DEVICE MEETS INTERNATIONAL GUIDELINES FOR EXPOSURE TO RADIO WAVES.

Your mobile device is a radio transmitter and receiver. It is designed not to exceed the limits for exposure to radio waves (radio frequency electromagnetic fields) recommended by international guidelines. The guidelines were developed by an independent scientific organization (ICNIRP) and include a substantial safety margin designed to assure the safety of all persons, regardless of age and health.

The radio wave exposure guidelines use a unit of measurement known as the Specific Absorption Rate, or SAR. The SAR limit for mobile devices is 2 W/kg.

Tests for SAR are conducted using standard operating positions with the device transmitting at its highest certified power level in all tested frequency bands. The highest SAR values under the ICNIRP guidelines for your device model are listed below:

Head SAR	GSM 850/900/1800/1900, UMTS 850/1900, Wi-Fi, Bluetooth	0.786 W/kg
	GSM 850/900/1800/1900, UMTS 850/2100, Wi-Fi, Bluetooth	1.08 W/kg
Body-worn SAR	GSM 850/900/1800/1900, UMTS 850/1900, Wi-Fi, Bluetooth	0.811 W/kg
	GSM 850/900/1800/1900, UMTS 850/2100, Wi-Fi, Bluetooth	0.903 W/kg

During use, the actual SAR values for your device are usually well below the values stated. This is because, for purposes of system efficiency and to minimize interference on the network, the operating power of your mobile device is automatically decreased when full power is not needed for the call. The lower the power output of the device, the lower its SAR value.

Body-worn SAR testing has been carried out using an approved accessory or at a separation distance of 2.5 cm (1 inch). To meet RF exposure guidelines during body-worn operation, the device should be in an approved accessory or positioned at least 2.5 cm (1 inch) away from the body. If you are not using an approved accessory, ensure that whatever product is used is free of any metal and that it positions the phone at least 2.5 cm (1 inch) away from the body.

The World Health Organization has stated that present scientific information does not indicate the need for any special precautions for the use of mobile devices. They recommend that if you are interested in further reducing your exposure then you can easily do so by limiting your usage or simply using a hands-free kit to keep the device away from the head and body.
Additional information can be found at www.who.int/emf (World Health Organization) or www.motorola.com/rfhealth (Motorola Mobility, Inc.).

Information from the World Health Organization

"A large number of studies have been performed over the last two decades to assess whether mobile phones pose a potential health risk. To date, no adverse health effects have been established for mobile phone use."
Source: WHO Fact Sheet 193
Further information: http://www.who.int/emf

European Union Directives Conformance Statement

The following CE compliance information is applicable to Motorola mobile devices that carry one of the following CE marks:

CE0168

CE0168 [Only Indoor Use Allowed In France for Bluetooth and/or Wi-Fi]

Hereby, Motorola declares that this product is in compliance with:
- The essential requirements and other relevant provisions of Directive 1999/5/EC
- All other relevant EU Directives

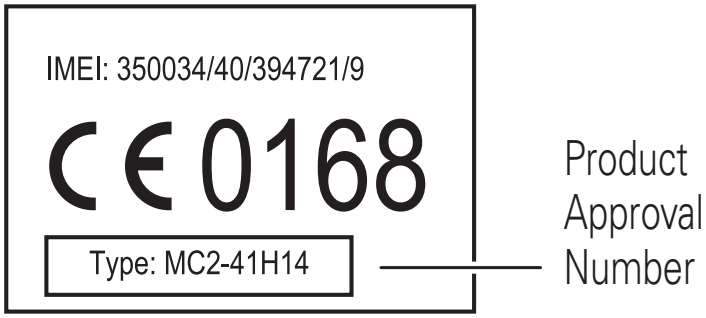

The above gives an example of a typical Product Approval Number.
You can view your product's Declaration of Conformity (DoC) to Directive 1999/5/EC (to R&TTE Directive) at www.motorola.com/rtte. To find your DoC, enter the Product Approval Number from your product's label in the "Search" bar on the website.

FCC Notice to Users

The following statement applies to all products that bear the FCC logo on the product label.

This equipment has been tested and found to comply with the limits for a Class B digital device, pursuant to part 15 of the FCC Rules. See 47 CFR Sec. 15.105(b). These limits are designed to provide reasonable protection against harmful interference in a residential installation. This equipment generates, uses and can radiate radio frequency energy and, if not installed and used in accordance with the instructions, may cause harmful interference to radio communications. However, there is no guarantee that interference will not occur in a particular installation. If this equipment does cause harmful interference to radio or television reception, which can be determined by turning the equipment off and on, the user is encouraged to try to correct the interference by one or more of the following measures:

- Reorient or relocate the receiving antenna.
- Increase the separation between the equipment and the receiver.
- Connect the equipment to an outlet on a circuit different from that to which the receiver is connected.
- Consult the dealer or an experienced radio/TV technician for help.

This device complies with part 15 of the FCC Rules. Operation is subject to the following two conditions: (1) This device may not cause harmful interference, and (2) this device must accept any interference received, including interference that may cause undesired operation. See 47 CFR Sec. 15.19(a)(3).

Motorola has not approved any changes or modifications to this device by the user. Any changes or modifications could void the user's authority to operate the equipment. See 47 CFR Sec. 15.21.

For products that support W-Fi 802.11a (as defined in the product specifications available at www.motorola.com), the following information applies. This equipment has the capability to operate Wi-Fi in the 5 GHz Unlicensed National Information Infrastructure (U-NII) band. Because this band is shared with MSS (Mobile Satellite Service), the FCC has restricted such devices to indoor use only (see 47 CFR 15.407(e)). Since wireless hot spots operating in this band have the same restriction, outdoor services are not offered. Nevertheless, please do not operate this device in Wi-Fi mode when outdoors.

Location Services (GPS & AGPS)

The following information is applicable to Motorola mobile devices that provide location based (GPS and/or AGPS) functionality.

Your mobile device can use *Global Positioning System* (GPS) signals for location-based applications. GPS uses satellites controlled by the U.S. government that are subject to changes implemented in accordance with the Department of Defense policy and the Federal Radio Navigation Plan. These changes may affect the performance of location technology on your mobile device.

Your mobile device can also use *Assisted Global Positioning System* (AGPS), which obtains information from the cellular network to improve GPS performance. AGPS uses your wireless service provider's network and therefore airtime, data charges, and/or additional charges may apply in accordance with your service plan. Contact your wireless service provider for details.

Your Location

Location-based information includes information that can be used to determine the approximate location of a mobile device. Mobile devices which are connected to a wireless network transmit location-based information. Devices enabled with GPS or AGPS technology also transmit location-based information. Additionally, if you use applications that require location-based information (e.g. driving directions), such applications transmit location-based information. This location-based information may be shared with third parties, including your wireless service provider, applications providers, Motorola, and other third parties providing services.

Emergency Calls

When you make an emergency call, the cellular network may activate the AGPS technology in your mobile device to tell the emergency responders your approximate location.

AGPS has limitations and **might not work in your area**. Therefore:

- Always tell the emergency responder your location to the best of your ability; and
- Remain on the phone for as long as the emergency responder instructs you.

Navigation

The following information is applicable to Motorola mobile devices that provide navigation features.

When using navigation features, note that mapping information, directions and other navigational data may contain inaccurate or incomplete data. In some countries, complete information may not be available. Therefore, you should visually confirm that the navigational instructions are consistent with what you see. All drivers should pay attention to road conditions, closures, traffic, and all other factors that may impact driving. Always obey posted road signs.

Smart Practices While Driving

Check the laws and regulations on the use of mobile devices and their accessories in the areas where you drive. Always obey them. The use of these devices may be prohibited or restricted in certain areas—for example, handsfree use only may be required. Go to www.motorola.com/callsmart **(in English only) for more information.**

Your mobile device lets you communicate by voice and data—almost anywhere, anytime, wherever wireless service is available and safe conditions allow. When driving a car, driving is your first responsibility. If you choose to use your mobile device while driving, remember the following tips:

- **Get to know your Motorola mobile device and its features such as speed dial, redial and voice dial.** If available, these features help you to place your call without taking your attention off the road.
- **When available, use a handsfree device.** If possible, add an additional layer of convenience to your mobile device with one of the many Motorola Original handsfree accessories available today.

- **Position your mobile device within easy reach.** Be able to access your mobile device without removing your eyes from the road. If you receive an incoming call at an inconvenient time, if possible, let your voicemail answer it for you.
- **Let the person you are speaking with know you are driving; if necessary, suspend the call in heavy traffic or hazardous weather conditions.** Rain, sleet, snow, ice, and even heavy traffic can be hazardous.
- **Do not take notes or look up phone numbers while driving.** Jotting down a "to do" list or going through your address book takes attention away from your primary responsibility—driving safely.
- **Dial sensibly and assess the traffic; if possible, place calls when your car is not moving or before pulling into traffic.** If you must make a call while moving, dial only a few numbers, check the road and your mirrors, then continue.
- **Do not engage in stressful or emotional conversations that may be distracting.** Make people you are talking with aware you are driving and suspend conversations that can divert your attention away from the road.
- **Use your mobile device to call for help.** Dial 911 or other local emergency number in the case of fire, traffic accident, or medical emergencies (wherever wireless phone service is available).
- **Use your mobile device to help others in emergencies.** If you see an auto accident, crime in progress, or other serious emergency where lives are in danger, call 911 or other local emergency number (wherever wireless phone service is available), as you would want others to do for you.
- **Call roadside assistance or a special non-emergency wireless assistance number when necessary.** If you see a broken-down vehicle posing no serious hazard, a broken traffic signal, a minor traffic accident where no one appears injured, or a vehicle you know to be stolen, call roadside assistance or other special non-emergency wireless number (wherever wireless phone service is available).

Privacy & Data Security

Motorola understands that privacy and data security are important to everyone. Because some features of your mobile device may affect your privacy or data security, please follow these recommendations to enhance protection of your information:

- **Monitor access**—Keep your mobile device with you and do not leave it where others may have unmonitored access. Use your device's security and lock features, where available.

- **Keep software up to date**—If Motorola or a software/application vendor releases a patch or software fix for your mobile device that updates the device's security, install it as soon as possible.
- **Secure Personal Information**—Your mobile device can store personal information in various locations including your SIM card, memory card, and phone memory. Be sure to remove or clear all personal information before you recycle, return, or give away your device. You can also backup your personal data to transfer to a new device.
  Note: For information on how to backup or wipe data from your mobile device, go to www.motorola.com/support
- **Online accounts**—Some mobile devices provide a Motorola online account (such as MOTOBLUR). Go to your account for information on how to manage the account, and how to use security features such as remote wipe and device location (where available).
- **Applications and updates**—Choose your apps and updates carefully, and install from trusted sources only. Some apps can impact your phone's performance and/or have access to private information including account details, call data, location details and network resources.
- **Wireless**—For mobile devices with Wi-Fi features, only connect to trusted Wi-Fi networks. Also, when using your device as a hotspot (where available) use network security. These precautions will help prevent unauthorized access to your device.
- **Location-based information**—Location-based information includes information that can be used to determine the approximate location of a mobile device. Mobile phones which are connected to a wireless network transmit location-based information. Devices enabled with GPS or AGPS technology also transmit location-based information. Additionally, if you use applications that require location-based information (e.g. driving directions), such applications transmit location-based information. This location-based information may be shared with third parties, including your wireless service provider, applications providers, Motorola, and other third parties providing services.
- **Other information your device may transmit**—Your device may also transmit testing and other diagnostic (including location-based) information, and other non-personal information to Motorola or other third-party servers. This information is used to help improve products and services offered by Motorola.

If you have further questions regarding how the use of your mobile device may impact your privacy or data security, please contact Motorola at privacy@motorola.com, or contact your service provider.

Use & Care

To care for your Motorola mobile device, please observe the following:

liquids
Don't expose your mobile device to water, rain, extreme humidity, sweat, or other liquids. If it does get wet, don't try to accelerate drying with the use of an oven or dryer, as this may damage the mobile device.

extreme heat or cold
Don't store or use your mobile device in temperatures below -10°C (14°F) or above 60°C (140°F). Don't recharge your mobile device in temperatures below 0°C (32°F) or above 45°C (113°F).

microwaves
Don't try to dry your mobile device in a microwave oven.

dust and dirt
Don't expose your mobile device to dust, dirt, sand, food, or other inappropriate materials.

cleaning solutions
To clean your mobile device, use only a dry soft cloth. Don't use alcohol or other cleaning solutions.

shock and vibration
Don't drop your mobile device.

protection
To help protect your mobile device, always make sure that the battery compartment and any connector covers are closed and secure.

Recycling

Mobile Devices & Accessories

Please do not dispose of mobile devices or electrical accessories (such as chargers, headsets, or batteries) with your household waste, or in a fire. These items should be disposed of in accordance with the national collection and recycling schemes operated by your local or regional authority.
Alternatively, you may return unwanted mobile devices and electrical accessories to any Motorola Approved Service Center in your region. Details of Motorola approved national recycling schemes, and further information on Motorola recycling activities can be found at: www.motorola.com/recycling

Packaging & Product Guides

Product packaging and product guides should only be disposed of in accordance with national collection and recycling requirements. Please contact your regional authorities for more details.

Software Copyright Notice

Motorola products may include copyrighted Motorola and third-party software stored in semiconductor memories or other media. Laws in the United States and other countries preserve for Motorola and third-party software providers certain exclusive rights for copyrighted software, such as the exclusive rights to distribute or reproduce the copyrighted software. Accordingly, any copyrighted software contained in Motorola products may not be modified, reverse-engineered, distributed, or reproduced in any manner to the extent allowed by law. Furthermore, the purchase of Motorola products shall not be deemed to grant either directly or by implication, estoppel, or otherwise, any license under the copyrights, patents, or patent applications of Motorola or any third-party software provider, except for the normal, non-exclusive, royalty-free license to use that arises by operation of law in the sale of a product.

Content Copyright

The unauthorized copying of copyrighted materials is contrary to the provisions of the Copyright Laws of the United States and other countries. This device is intended solely for copying non-copyrighted materials, materials in which you own the copyright, or materials which you are authorized or legally permitted to copy. If you are uncertain about your right to copy any material, please contact your legal advisor.

Open Source Software Information

For instructions on how to obtain a copy of any source code being made publicly available by Motorola related to software used in this Motorola mobile device, you may send your request in writing to the address below. Please make sure that the request includes the model number and the software version number.

MOTOROLA MOBILITY, INC.
OSS Management
600 North US Hwy 45
Libertyville, IL 60048
USA

The Motorola website opensource.motorola.com also contains information regarding Motorola's use of open source.

Motorola has created the opensource.motorola.com website to serve as a portal for interaction with the software community-at-large.

To view additional information regarding licenses, acknowledgments and required copyright notices for open source packages used in this Motorola mobile device, please press Menu Key > **Settings** > **About phone** > **Legal information** > **Open source licenses**. In addition, this Motorola device may include self-contained applications that present supplemental notices for open source packages used in those applications.

Service & Repairs

If you have questions or need assistance, we're here to help.

Go to www.motorola.com/support, where you can select from a number of customer care options. You can also contact the Motorola Customer Support Center at 0800 666 8676 (Argentina), 800-201-442 (Chile), 01-800-700-1504 (Colombia), 01 800 021 0000 (México), 0800-100-4289 (Venezuela), or 0-800-52-470 (Perú).

Latin America Warranty, Except Mexico

Latin America Warranty Motorola Mobility Inc. Subscribers/Cellular Division

Through its own service centers and/or its authorized service centers, Motorola provides a 1-year warranty that covers the cellular phone, all its parts and labor against any defect and operation as long as the "Product" has been operated and handled under normal conditions. The term of 1 year begins when the "Product" is purchased.

Conditions

1. For warranty service, return the "Product" and this warranty to the place of purchase or to any Motorola authorized service center.
   If additional information is needed, please contact any of our service centers:

   Motorola Comercial, S.A. de C.V.
   Bosque Alisos No. 125
   Bosques de las Lomas
   CP 05120 México, D.F.
   Telephone: 257-6700

   Motorola Industrial Ltda.
   Av. Chedid Jafet
   222-Bloco D-1º Andar
   Vila Olimpia 04551-065
   Sao Paulo, Brazil
   Telephone: 0800-773 1244

   Motorola Mobility Colombia S.A.S.
   Carrera 7 7152
   Torre B Piso 13 Oficina 1301
   Torre del Banco Ganadero
   Santa Fe de Bogotá, Colombia
   Telephone: 01800 700 1504

   If the cellular phone has been installed in a vehicle, take the vehicle to the service center to analyze the equipment, or the installation on the vehicle. This warranty does not cover the installation of the cellular phone.

2. Motorola Mobility Inc., through its own service centers and/or their authorized service centers, will repair or replace the cellular phone at no charge. This warranty covers shipping expenses, only if it is needed to make the repair.
   Motorola Mobility Inc. through its own service centers and/or their authorized service centers, at its own discretion, will repair, replace, or reimburse the purchase price of the defective cellular phone only during the warranty period, as long as the "Product," in accordance with the conditions established in this warranty, is returned to a Motorola service center or to a Motorola authorized service center. All the accessories, batteries, parts, small boards or equipment of the cellular telephone that by virtue of being defective are replaced in fulfillment of this warranty, will automatically become property of Motorola Mobility, Inc.
3. To receive warranty service, present your cellular phone or accessory to any Motorola service center or Motorola authorized service center, along with your receipt of purchase or comparable substitute that indicates the date of purchase, serial number of the transceiver, and/or electronic serial number.
4. The repair time will not be greater than 30 days, starting from the day the equipment was received at the service center.
5. To purchase parts, spare parts, accessories and service not covered by this warranty, contact one of the service centers listed in section 1, or any authorized service center in your locality.
6. This warranty is not valid in the following cases:

- Defects or damages derived from abnormal use.
- Defects or damages derived from accident or negligence.
- Defects or damages derived from tests, unsuitable operation, maintenance, installation and adjustments, or derived from any alteration or modification of any type.
- Damage caused to antennas, unless they are consequences of defects in material or workmanship.
- When the cellular phone has been disassembled and/or repaired so that its operation has been affected or that it can not be tested to verify any claim that grants this warranty.
- Any cellular phone with a serial number that has been removed, altered, or obliterated.
- Defects or damages caused by food spills or liquids.
- When the cables of the control unit have been stretched or the module tongue-piece has broken.

- When the surface of the “Product” and its pieces have been scratched or damaged due to normal use.
- Leather cases.
- Rented cellular phones.
- When the “Product” has been altered or repaired by non-Motorola authorized service centers.
- When the “Product” has not been operated in agreement with the instructions that accompany the “Product.”

7. The batteries (Nickel-Cadmium) are warranted only if their capacity is reduced by 80% below its predicted capacity. This warranty is null for all types of batteries if:

- The batteries are charged by a charger that has not been approved by Motorola.
- Any of the battery seals are broken or tampered with.
- The batteries were used or installed in non-Motorola equipment.

“Product”:
Brand: Motorola Model:
Number of Mechanical Series:
Number of Electronic Series:
Name of Distributor:
Street and Number:
Town:
Municipality:
Postal Code, City, State, or Country:
Telephone:
Date of Delivery or Installation:

Limited Warranty (Mexico)

For Motorola personal communication products and accessories purchased in Mexico

I. Concepts Covered by this Warranty

This warranty covers all the parts, components, accessories and labor of the Motorola "Product" from defects in materials and workmanship under normal consumer usage.
The Motorola "Products" that are protected under this warranty can be: (a) cellular telephones, (b) radar sets, (c) two-way radios, and (d) wireless telephones.
Motorola Comercial, S.A. de C.V., at its option, will at no charge repair, replace, or refund the purchase price of any "Product" that does not conform to this warranty. Motorola may use functionally equivalent reconditioned/refurbished/pre-owned or new products, accessories, or parts. Updates in software are not covered.

II. Length of Warranty Coverage

The length of coverage is one (1) year from the date the new "Product" was purchased from an authorized distributor.

III. Place where consumers can make the warranty effective, obtain parts, components, and accessories

Motorola Comercial, S.A. de C.V.
Bosque de Alisos 125
Col. Bosques de las Lomas
Del. Cuajimalpa
Te:(55) 5257-6700

IV. Procedure to Make the Warranty Effective

For warranty service, return the "Product" (with its components and accessories, such as batteries, antennas, and charger) to the place of purchase, to the address above, or to an authorized service center, or call 01 800 021 0000. To request a refund, you must present this warranty, sealed by the place of purchase, along with the "Product."

V. Warranty Limitations or Exceptions

The warranty is not valid when:

- The “Product” has been used in conditions different from the normal ones.
- The “Product” has not been operated as described in the operating instructions.)
- The “Product” has been altered or repaired by someone other than Motorola, or its authorized service centers.

If repairs are not covered by this warranty, Motorola, at the request of the purchaser, will provide information regarding availability, prices, and other conditions for the repair of the “Product.”

To obtain information on products that need repairs not covered by this warranty, please call 01 800 021 0000.

Product Model:	Date of Purchase:
Seal of the authorized or established distributor where the “Product” was purchased:	

Note: In other countries, consult the laws and local regulations under the warranty and its local Motorola office.

Copyright & Trademarks

Motorola Mobility Argentina S.A.
Suipacha 1111 - Piso 18
C1008AAW Buenos Aires
ARGENTINA
www.motorola.com

Certain features, services and applications are network dependent and may not be available in all areas; additional terms, conditions and/or charges may apply. Contact your service provider for details.

All features, functionality, and other product specifications, as well as the information contained in this guide, are based upon the latest available information and believed to be accurate at the time of printing. Motorola reserves the right to change or modify any information or specifications without notice or obligation.

Note: The images in this guide are examples only.

MOTOROLA and the Stylized M Logo are trademarks or registered trademarks of Motorola Trademark Holdings, LLC. Google, the Google logo, Google Maps, Google Talk, Google Latitude, Gmail, YouTube, Picasa, Android and Android Market are trademarks of Google, Inc. All other product or service names are the property of their respective owners.

© 2011 Motorola Mobility, Inc. All rights reserved.

Caution: Motorola does not take responsibility for changes/modification to the transceiver.

Product ID: MOTOROLA SPICE™ XT (Model XT531)
Manual Number: 68016222001-A