08 GSM850_Right Cheek_Ch189

DUT: 211214

Communication System: GSM850; Frequency: 836.4 MHz;Duty Cycle: 1:8.3
Medium: HSL_850_120321 Medium parameters used : f = 836.4 MHz; σ = 0.887 mho/m; ε_r = 41.3; ρ = 1000 kg/m^3
Ambient Temperature：22.5 ℃; Liquid Temperature：21.5 ℃

DASY4 Configuration:
- Probe: EX3DV4 - SN3820; ConvF(9.05, 9.05, 9.05); Calibrated: 2011-12-16
- Sensor-Surface: 4mm (Mechanical Surface Detection)
- Electronics: DAE3 Sn495; Calibrated: 2011-04-28
- Phantom: SAM_Left; Type: SAM; Serial: TP-1150
- Measurement SW: DASY4, V4.7 Build 80; Postprocessing SW: SEMCAD, V1.8 Build 186

Ch189/Area Scan (61x91x1): Measurement grid: dx=15mm, dy=15mm
Maximum value of SAR (interpolated) = 0.965 mW/g

Ch189/Zoom Scan (5x5x7)/Cube 0: Measurement grid: dx=8mm, dy=8mm, dz=5mm
Reference Value = 9.65 V/m; Power Drift = -0.107 dB
Peak SAR (extrapolated) = 1.30 W/kg
SAR(1 g) = 0.892 mW/g; SAR(10 g) = 0.620 mW/g
Maximum value of SAR (measured) = 0.954 mW/g



0 dB = 0.954mW/g

08 GSM850_Right Cheek_Ch189_2D

DUT: 211214

Communication System: GSM850; Frequency: 836.4 MHz;Duty Cycle: 1:8.3
Medium: HSL_850_120321 Medium parameters used : f = 836.4 MHz; σ = 0.887 mho/m; ε_r = 41.3; ρ = 1000 kg/m^3
Ambient Temperature：22.5 ℃; Liquid Temperature：21.5 ℃

DASY4 Configuration:
- Probe: EX3DV4 - SN3820; ConvF(9.05, 9.05, 9.05); Calibrated: 2011-12-16
- Sensor-Surface: 4mm (Mechanical Surface Detection)
- Electronics: DAE3 Sn495; Calibrated: 2011-04-28
- Phantom: SAM_Left; Type: SAM; Serial: TP-1150
- Measurement SW: DASY4, V4.7 Build 80; Postprocessing SW: SEMCAD, V1.8 Build 186

Ch189/Area Scan (61x91x1): Measurement grid: dx=15mm, dy=15mm
Maximum value of SAR (interpolated) = 0.965 mW/g

Ch189/Zoom Scan (5x5x7)/Cube 0: Measurement grid: dx=8mm, dy=8mm, dz=5mm
Reference Value = 9.65 V/m; Power Drift = -0.107 dB
Peak SAR (extrapolated) = 1.30 W/kg
SAR(1 g) = 0.892 mW/g; SAR(10 g) = 0.620 mW/g
Maximum value of SAR (measured) = 0.954 mW/g

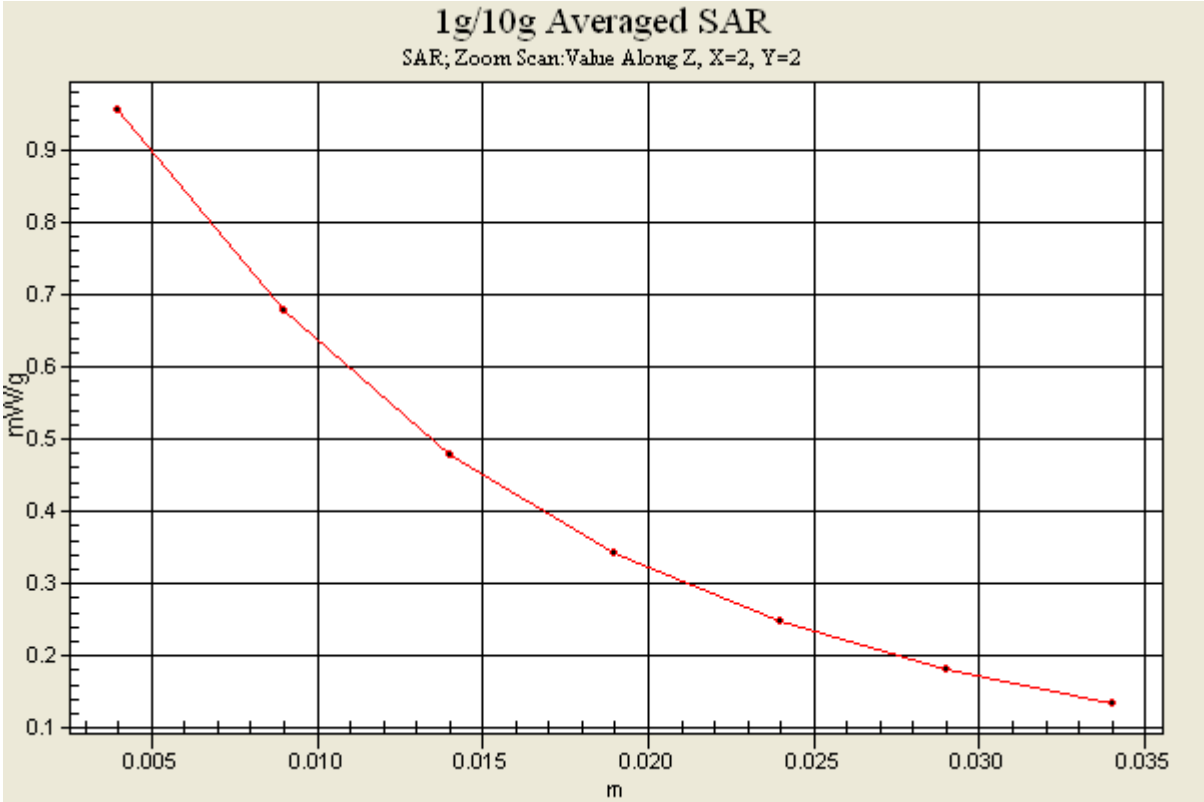

09 GSM850_Right Tilted_Ch189

DUT: 211214

Communication System: GSM850; Frequency: 836.4 MHz;Duty Cycle: 1:8.3
Medium: HSL_850_120321 Medium parameters used : f = 836.4 MHz; σ = 0.887 mho/m; ε_r = 41.3; ρ = 1000 kg/m^3
Ambient Temperature：22.5 ℃; Liquid Temperature：21.5 ℃

DASY4 Configuration:
- Probe: EX3DV4 - SN3820; ConvF(9.05, 9.05, 9.05); Calibrated: 2011-12-16
- Sensor-Surface: 4mm (Mechanical Surface Detection)
- Electronics: DAE3 Sn495; Calibrated: 2011-04-28
- Phantom: SAM_Left; Type: SAM; Serial: TP-1150
- Measurement SW: DASY4, V4.7 Build 80; Postprocessing SW: SEMCAD, V1.8 Build 186

Ch189/Area Scan (61x91x1): Measurement grid: dx=15mm, dy=15mm
Maximum value of SAR (interpolated) = 0.463 mW/g

Ch189/Zoom Scan (5x5x7)/Cube 0: Measurement grid: dx=8mm, dy=8mm, dz=5mm
Reference Value = 13.7 V/m; Power Drift = -0.087 dB
Peak SAR (extrapolated) = 0.525 W/kg
SAR(1 g) = 0.433 mW/g; SAR(10 g) = 0.332 mW/g
Maximum value of SAR (measured) = 0.452 mW/g



0 dB = 0.452mW/g

10 GSM850_Left Cheek_Ch189

DUT: 211214

Communication System: GSM850; Frequency: 836.4 MHz;Duty Cycle: 1:8.3
Medium: HSL_850_120321 Medium parameters used : f = 836.4 MHz; σ = 0.887 mho/m; ε_r = 41.3; ρ = 1000 kg/m^3
Ambient Temperature：22.5 ℃; Liquid Temperature：21.5 ℃

DASY4 Configuration:
- Probe: EX3DV4 - SN3820; ConvF(9.05, 9.05, 9.05); Calibrated: 2011-12-16
- Sensor-Surface: 4mm (Mechanical Surface Detection)
- Electronics: DAE3 Sn495; Calibrated: 2011-04-28
- Phantom: SAM_Left; Type: SAM; Serial: TP-1150
- Measurement SW: DASY4, V4.7 Build 80; Postprocessing SW: SEMCAD, V1.8 Build 186

Ch189/Area Scan (61x91x1): Measurement grid: dx=15mm, dy=15mm
Maximum value of SAR (interpolated) = 0.876 mW/g

Ch189/Zoom Scan (5x5x7)/Cube 0: Measurement grid: dx=8mm, dy=8mm, dz=5mm
Reference Value = 11.0 V/m; Power Drift = -0.116 dB
Peak SAR (extrapolated) = 1.08 W/kg
SAR(1 g) = 0.817 mW/g; SAR(10 g) = 0.600 mW/g
Maximum value of SAR (measured) = 0.864 mW/g



0 dB = 0.864mW/g

11 GSM850_Left Tilted_Ch189

DUT: 211214

Communication System: GSM850; Frequency: 836.4 MHz;Duty Cycle: 1:8.3
Medium: HSL_850_120321 Medium parameters used : f = 836.4 MHz; σ = 0.887 mho/m; ε_r = 41.3; ρ = 1000 kg/m^3
Ambient Temperature：22.5 ℃; Liquid Temperature：21.5 ℃

DASY4 Configuration:
- Probe: EX3DV4 - SN3820; ConvF(9.05, 9.05, 9.05); Calibrated: 2011-12-16
- Sensor-Surface: 4mm (Mechanical Surface Detection)
- Electronics: DAE3 Sn495; Calibrated: 2011-04-28
- Phantom: SAM_Left; Type: SAM; Serial: TP-1150
- Measurement SW: DASY4, V4.7 Build 80; Postprocessing SW: SEMCAD, V1.8 Build 186

Ch189/Area Scan (61x91x1): Measurement grid: dx=15mm, dy=15mm
Maximum value of SAR (interpolated) = 0.464 mW/g

Ch189/Zoom Scan (5x5x7)/Cube 0: Measurement grid: dx=8mm, dy=8mm, dz=5mm
Reference Value = 14.9 V/m; Power Drift = 0.016 dB
Peak SAR (extrapolated) = 0.536 W/kg
SAR(1 g) = 0.440 mW/g; SAR(10 g) = 0.341 mW/g
Maximum value of SAR (measured) = 0.458 mW/g

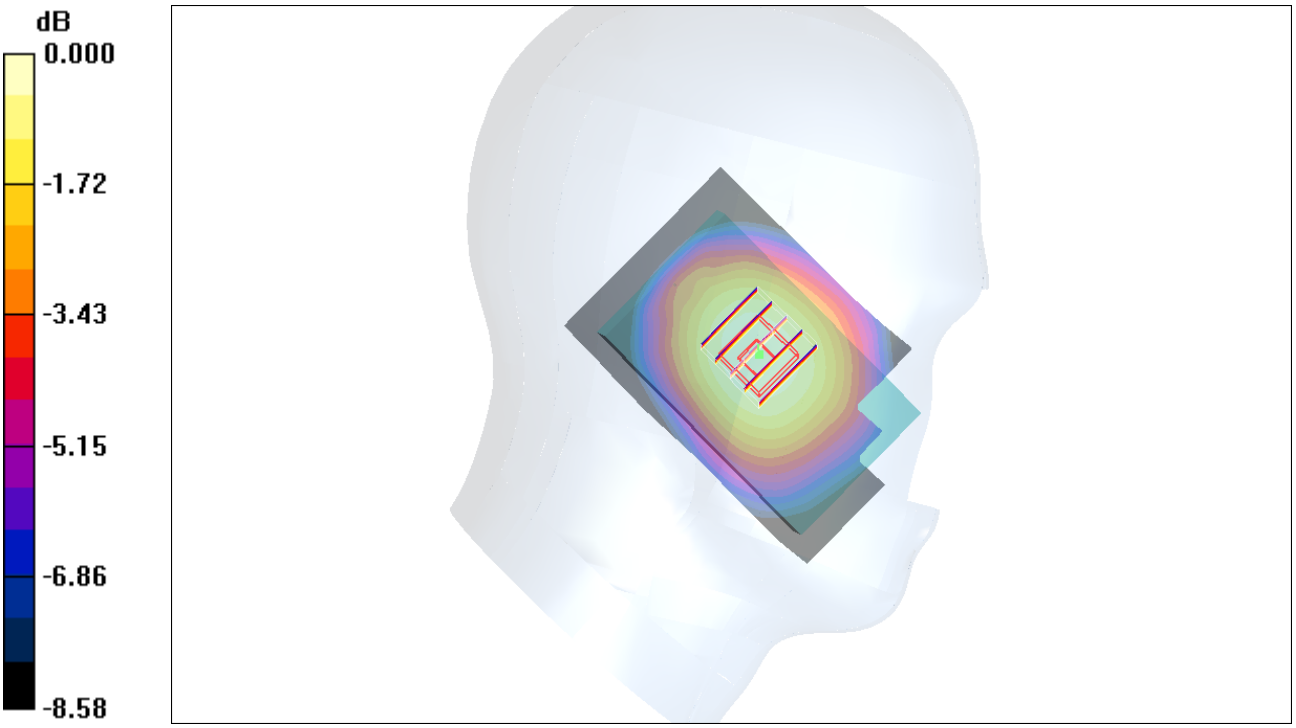

0 dB = 0.458mW/g

12 GSM850_Right Cheek_Ch128

DUT: 211214

Communication System: GSM850; Frequency: 824.2 MHz;Duty Cycle: 1:8.3
Medium: HSL_850_120321 Medium parameters used : f = 824.2 MHz; σ = 0.875 mho/m; ε_r = 41.5; ρ = 1000 kg/m^3
Ambient Temperature：22.5 ℃； Liquid Temperature：21.5 ℃

DASY4 Configuration:
- Probe: EX3DV4 - SN3820; ConvF(9.05, 9.05, 9.05); Calibrated: 2011-12-16
- Sensor-Surface: 4mm (Mechanical Surface Detection)
- Electronics: DAE3 Sn495; Calibrated: 2011-04-28
- Phantom: SAM_Left; Type: SAM; Serial: TP-1150
- Measurement SW: DASY4, V4.7 Build 80; Postprocessing SW: SEMCAD, V1.8 Build 186

Ch128/Area Scan (61x91x1): Measurement grid: dx=15mm, dy=15mm
Maximum value of SAR (interpolated) = 0.741 mW/g

Ch128/Zoom Scan (5x5x7)/Cube 0: Measurement grid: dx=8mm, dy=8mm, dz=5mm
Reference Value = 8.47 V/m; Power Drift = 0.037 dB
Peak SAR (extrapolated) = 0.973 W/kg
SAR(1 g) = 0.686 mW/g; SAR(10 g) = 0.481 mW/g
Maximum value of SAR (measured) = 0.736 mW/g



0 dB = 0.736mW/g

13 GSM850_Right Cheek_Ch251

DUT: 211214

Communication System: GSM850; Frequency: 848.8 MHz;Duty Cycle: 1:8.3
Medium: HSL_850_120321 Medium parameters used: f = 849 MHz; σ = 0.9 mho/m; ε_r = 41.2; ρ = 1000 kg/m^3

Ambient Temperature：22.5 ℃; Liquid Temperature：21.5 ℃

DASY4 Configuration:
- Probe: EX3DV4 - SN3820; ConvF(9.05, 9.05, 9.05); Calibrated: 2011-12-16
- Sensor-Surface: 4mm (Mechanical Surface Detection)
- Electronics: DAE3 Sn495; Calibrated: 2011-04-28
- Phantom: SAM_Left; Type: SAM; Serial: TP-1150
- Measurement SW: DASY4, V4.7 Build 80; Postprocessing SW: SEMCAD, V1.8 Build 186

Ch251/Area Scan (61x91x1): Measurement grid: dx=15mm, dy=15mm
Maximum value of SAR (interpolated) = 0.858 mW/g

Ch251/Zoom Scan (5x5x7)/Cube 0: Measurement grid: dx=8mm, dy=8mm, dz=5mm
Reference Value = 9.14 V/m; Power Drift = -0.082 dB
Peak SAR (extrapolated) = 1.15 W/kg
SAR(1 g) = 0.790 mW/g; SAR(10 g) = 0.550 mW/g
Maximum value of SAR (measured) = 0.844 mW/g



0 dB = 0.844mW/g

14 GSM850_Left Cheek_Ch128

DUT: 211214

Communication System: GSM850; Frequency: 824.2 MHz;Duty Cycle: 1:8.3
Medium: HSL_850_120321 Medium parameters used : f = 824.2 MHz; σ = 0.875 mho/m; ε_r = 41.5; ρ = 1000 kg/m^3
Ambient Temperature：22.5 ℃; Liquid Temperature：21.5 ℃

DASY4 Configuration:
- Probe: EX3DV4 - SN3820; ConvF(9.05, 9.05, 9.05); Calibrated: 2011-12-16
- Sensor-Surface: 4mm (Mechanical Surface Detection)
- Electronics: DAE3 Sn495; Calibrated: 2011-04-28
- Phantom: SAM_Left; Type: SAM; Serial: TP-1150
- Measurement SW: DASY4, V4.7 Build 80; Postprocessing SW: SEMCAD, V1.8 Build 186

Ch128/Area Scan (61x91x1): Measurement grid: dx=15mm, dy=15mm
Maximum value of SAR (interpolated) = 0.637 mW/g

Ch128/Zoom Scan (5x5x7)/Cube 0: Measurement grid: dx=8mm, dy=8mm, dz=5mm
Reference Value = 9.30 V/m; Power Drift = -0.005 dB
Peak SAR (extrapolated) = 0.807 W/kg
SAR(1 g) = 0.599 mW/g; SAR(10 g) = 0.441 mW/g
Maximum value of SAR (measured) = 0.631 mW/g



0 dB = 0.631mW/g

15 GSM850_Left Cheek_Ch251

DUT: 211214

Communication System: GSM850; Frequency: 848.8 MHz;Duty Cycle: 1:8.3
Medium: HSL_850_120321 Medium parameters used: f = 849 MHz; σ = 0.9 mho/m; ε_r = 41.2; ρ = 1000 kg/m^3

Ambient Temperature：22.5 ℃； Liquid Temperature：21.5 ℃

DASY4 Configuration:
- Probe: EX3DV4 - SN3820; ConvF(9.05, 9.05, 9.05); Calibrated: 2011-12-16
- Sensor-Surface: 4mm (Mechanical Surface Detection)
- Electronics: DAE3 Sn495; Calibrated: 2011-04-28
- Phantom: SAM_Left; Type: SAM; Serial: TP-1150
- Measurement SW: DASY4, V4.7 Build 80; Postprocessing SW: SEMCAD, V1.8 Build 186

Ch251/Area Scan (61x91x1): Measurement grid: dx=15mm, dy=15mm
Maximum value of SAR (interpolated) = 0.770 mW/g

Ch251/Zoom Scan (5x5x7)/Cube 0: Measurement grid: dx=8mm, dy=8mm, dz=5mm
Reference Value = 10.3 V/m; Power Drift = -0.001 dB
Peak SAR (extrapolated) = 0.966 W/kg
SAR(1 g) = 0.725 mW/g; SAR(10 g) = 0.533 mW/g
Maximum value of SAR (measured) = 0.762 mW/g



0 dB = 0.762mW/g

55 GSM1900_DTM11_Right Cheek_Ch512

DUT: 211214

Communication System: PCS; Frequency: 1850.2 MHz;Duty Cycle: 1:2.67
Medium: HSL_1900_120322 Medium parameters used : f = 1850.2 MHz; σ = 1.38 mho/m; ε_r = 39.5; ρ = 1000 kg/m^3
Ambient Temperature：22.4 ℃； Liquid Temperature：21.4 ℃

DASY4 Configuration:
- Probe: EX3DV4 - SN3820; ConvF(8.02, 8.02, 8.02); Calibrated: 2011-12-16
- Sensor-Surface: 4mm (Mechanical Surface Detection)
- Electronics: DAE3 Sn495; Calibrated: 2011-04-28
- Phantom: SAM_Left; Type: SAM; Serial: TP-1150
- Measurement SW: DASY4, V4.7 Build 80; Postprocessing SW: SEMCAD, V1.8 Build 186

Ch512/Area Scan (61x91x1): Measurement grid: dx=15mm, dy=15mm
Maximum value of SAR (interpolated) = 1.03 mW/g

Ch512/Zoom Scan (5x5x7)/Cube 0: Measurement grid: dx=8mm, dy=8mm, dz=5mm
Reference Value = 8.42 V/m; Power Drift = -0.023 dB
Peak SAR (extrapolated) = 1.48 W/kg
SAR(1 g) = 0.924 mW/g; SAR(10 g) = 0.525 mW/g
Maximum value of SAR (measured) = 1.03 mW/g

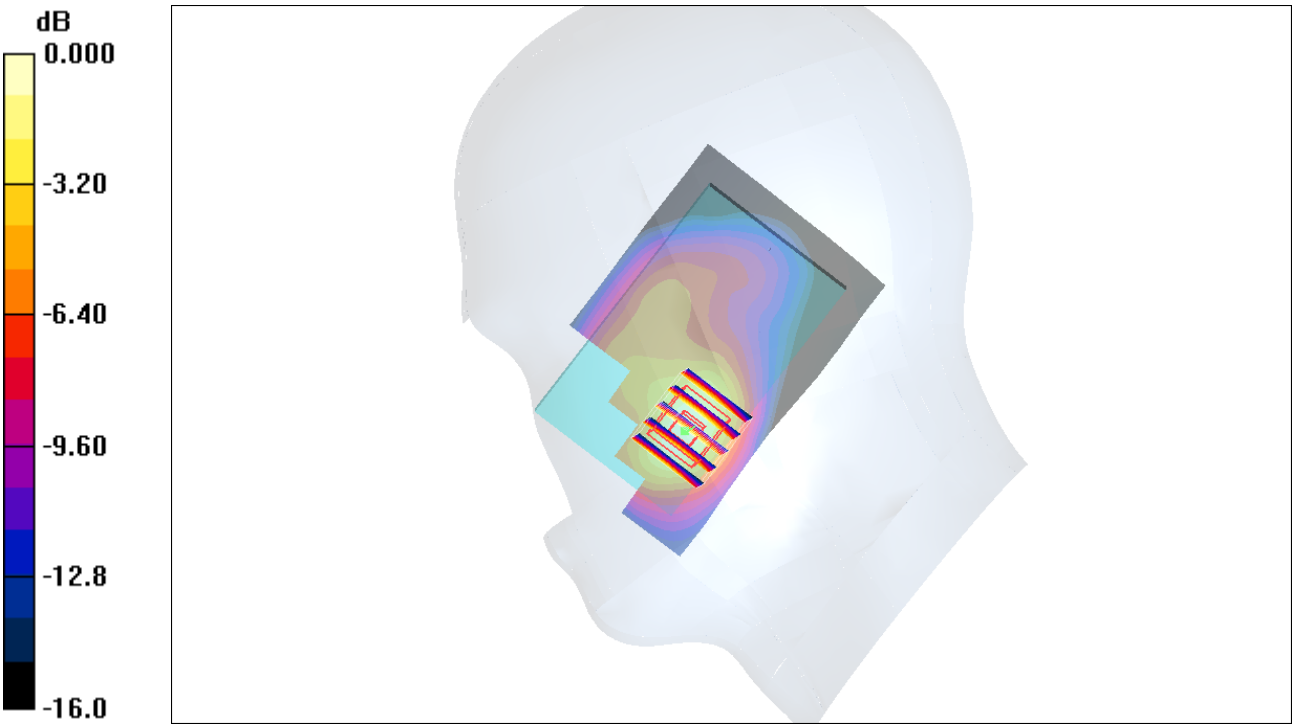

0 dB = 1.03mW/g

56 GSM1900_DTM11_Right Tilted_Ch512

DUT: 211214

Communication System: PCS; Frequency: 1850.2 MHz;Duty Cycle: 1:2.67
Medium: HSL_1900_120322 Medium parameters used : f = 1850.2 MHz; σ = 1.38 mho/m; ε_r = 39.5; ρ = 1000 kg/m^3
Ambient Temperature：22.4 ℃; Liquid Temperature：21.4 ℃

DASY4 Configuration:
- Probe: EX3DV4 - SN3820; ConvF(8.02, 8.02, 8.02); Calibrated: 2011-12-16
- Sensor-Surface: 4mm (Mechanical Surface Detection)
- Electronics: DAE3 Sn495; Calibrated: 2011-04-28
- Phantom: SAM_Left; Type: SAM; Serial: TP-1150
- Measurement SW: DASY4, V4.7 Build 80; Postprocessing SW: SEMCAD, V1.8 Build 186

Ch512/Area Scan (61x91x1): Measurement grid: dx=15mm, dy=15mm
Maximum value of SAR (interpolated) = 0.240 mW/g

Ch512/Zoom Scan (5x5x7)/Cube 0: Measurement grid: dx=8mm, dy=8mm, dz=5mm
Reference Value = 12.3 V/m; Power Drift = -0.051 dB
Peak SAR (extrapolated) = 0.355 W/kg
SAR(1 g) = 0.222 mW/g; SAR(10 g) = 0.133 mW/g
Maximum value of SAR (measured) = 0.246 mW/g

Ch512/Zoom Scan (5x5x7)/Cube 1: Measurement grid: dx=8mm, dy=8mm, dz=5mm
Reference Value = 12.3 V/m; Power Drift = -0.051 dB
Peak SAR (extrapolated) = 0.215 W/kg
SAR(1 g) = 0.145 mW/g; SAR(10 g) = 0.092 mW/g
Maximum value of SAR (measured) = 0.156 mW/g

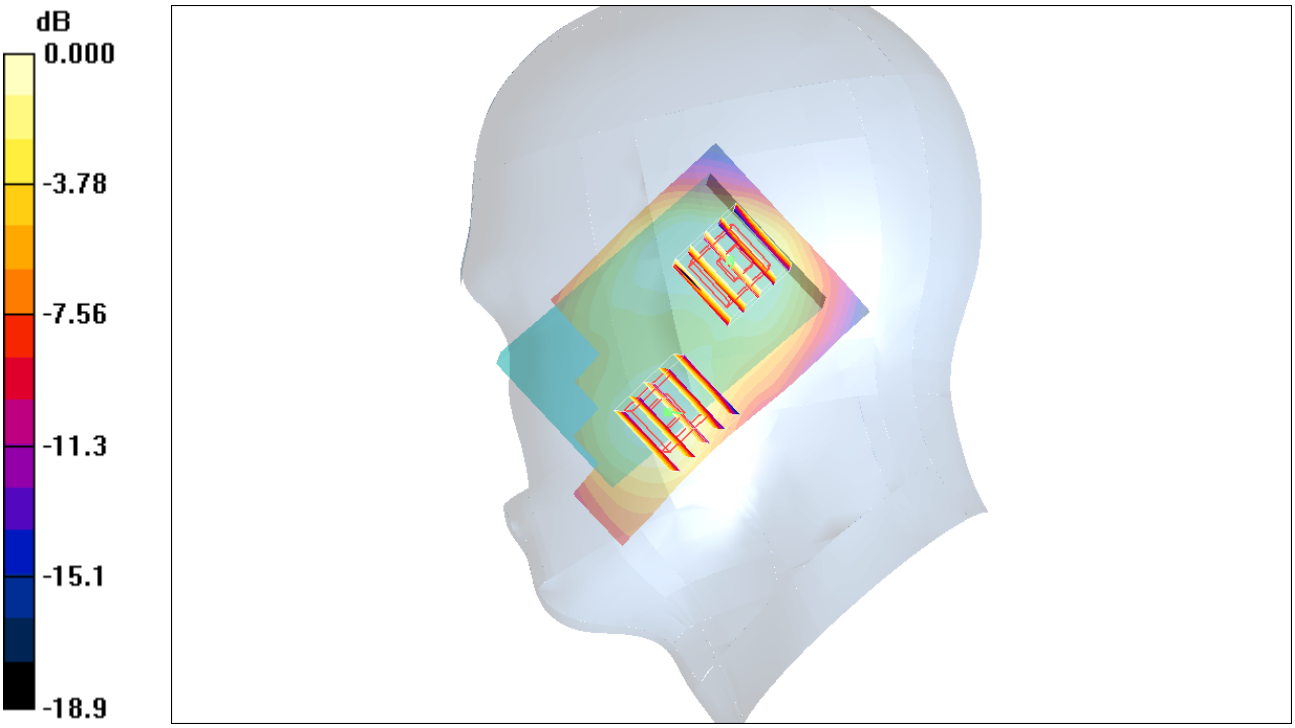

0 dB = 0.156mW/g

57 GSM1900_DTM11_Left Cheek_Ch512

DUT: 211214

Communication System: PCS; Frequency: 1850.2 MHz;Duty Cycle: 1:2.67
Medium: HSL_1900_120322 Medium parameters used : f = 1850.2 MHz; σ = 1.38 mho/m; ε_r = 39.5; ρ = 1000 kg/m^3
Ambient Temperature：22.4 ℃; Liquid Temperature：21.4 ℃

DASY4 Configuration:
- Probe: EX3DV4 - SN3820; ConvF(8.02, 8.02, 8.02); Calibrated: 2011-12-16
- Sensor-Surface: 4mm (Mechanical Surface Detection)
- Electronics: DAE3 Sn495; Calibrated: 2011-04-28
- Phantom: SAM_Left; Type: SAM; Serial: TP-1150
- Measurement SW: DASY4, V4.7 Build 80; Postprocessing SW: SEMCAD, V1.8 Build 186

Ch512/Area Scan (61x91x1): Measurement grid: dx=15mm, dy=15mm
Maximum value of SAR (interpolated) = 0.730 mW/g

Ch512/Zoom Scan (5x5x7)/Cube 0: Measurement grid: dx=8mm, dy=8mm, dz=5mm
Reference Value = 10.5 V/m; Power Drift = -0.094 dB
Peak SAR (extrapolated) = 1.03 W/kg
SAR(1 g) = 0.660 mW/g; SAR(10 g) = 0.389 mW/g
Maximum value of SAR (measured) = 0.731 mW/g



0 dB = 0.731mW/g

58 GSM1900_DTM11_Left Tilted_Ch512

DUT: 211214

Communication System: PCS; Frequency: 1850.2 MHz;Duty Cycle: 1:2.67
Medium: HSL_1900_120322 Medium parameters used : f = 1850.2 MHz; σ = 1.38 mho/m; ε_r = 39.5; ρ = 1000 kg/m^3
Ambient Temperature：22.4 ℃; Liquid Temperature：21.4 ℃

DASY4 Configuration:
- Probe: EX3DV4 - SN3820; ConvF(8.02, 8.02, 8.02); Calibrated: 2011-12-16
- Sensor-Surface: 4mm (Mechanical Surface Detection)
- Electronics: DAE3 Sn495; Calibrated: 2011-04-28
- Phantom: SAM_Left; Type: SAM; Serial: TP-1150
- Measurement SW: DASY4, V4.7 Build 80; Postprocessing SW: SEMCAD, V1.8 Build 186

Ch512/Area Scan (61x91x1): Measurement grid: dx=15mm, dy=15mm
Maximum value of SAR (interpolated) = 0.285 mW/g

Ch512/Zoom Scan (5x5x7)/Cube 0: Measurement grid: dx=8mm, dy=8mm, dz=5mm
Reference Value = 14.4 V/m; Power Drift = -0.034 dB
Peak SAR (extrapolated) = 0.401 W/kg
SAR(1 g) = 0.255 mW/g; SAR(10 g) = 0.148 mW/g
Maximum value of SAR (measured) = 0.283 mW/g

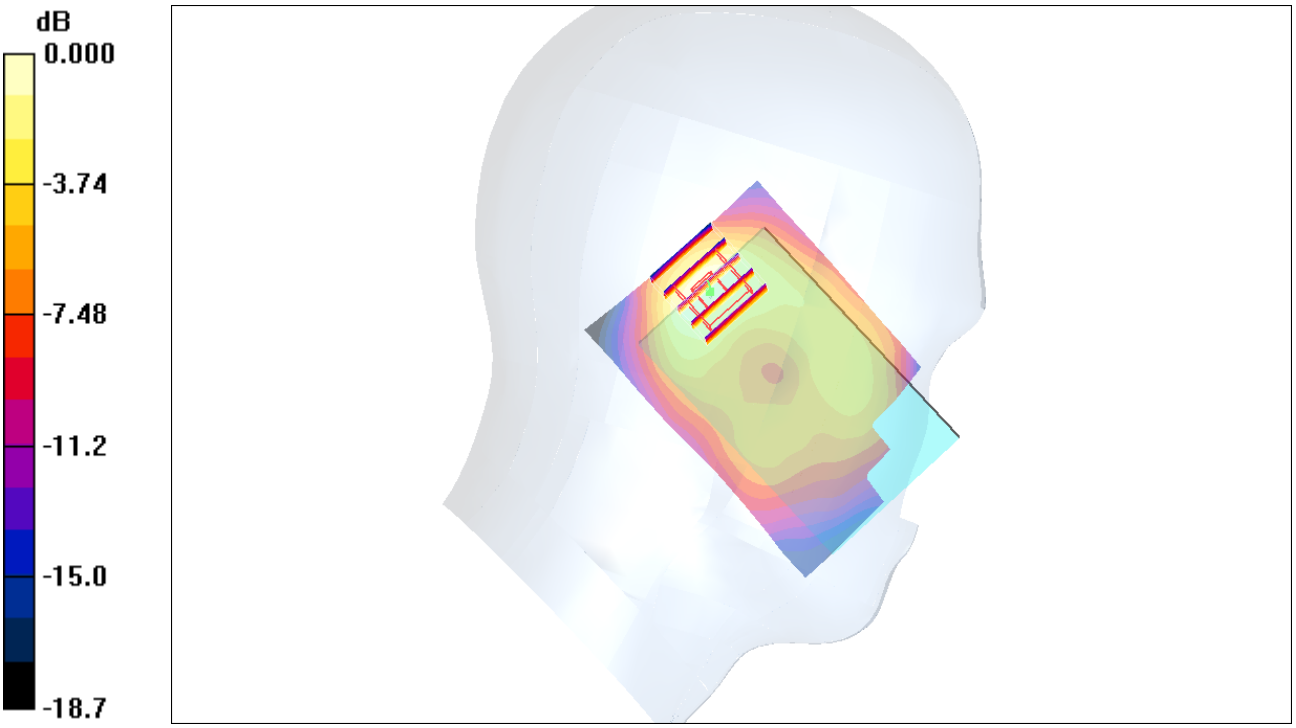

0 dB = 0.283mW/g

59 GSM1900_DTM11_Right Cheek_Ch661

DUT: 211214

Communication System: PCS; Frequency: 1880 MHz;Duty Cycle: 1:2.67
Medium: HSL_1900_120322 Medium parameters used: f = 1880 MHz; σ = 1.41 mho/m; ε_r = 39.4; ρ = 1000 kg/m^3
Ambient Temperature：22.4 ℃; Liquid Temperature：21.4 ℃

DASY4 Configuration:
- Probe: EX3DV4 - SN3820; ConvF(8.02, 8.02, 8.02); Calibrated: 2011-12-16
- Sensor-Surface: 4mm (Mechanical Surface Detection)
- Electronics: DAE3 Sn495; Calibrated: 2011-04-28
- Phantom: SAM_Left; Type: SAM; Serial: TP-1150
- Measurement SW: DASY4, V4.7 Build 80; Postprocessing SW: SEMCAD, V1.8 Build 186

Ch661/Area Scan (61x91x1): Measurement grid: dx=15mm, dy=15mm
Maximum value of SAR (interpolated) = 1.17 mW/g

Ch661/Zoom Scan (5x5x7)/Cube 0: Measurement grid: dx=8mm, dy=8mm, dz=5mm
Reference Value = 9.11 V/m; Power Drift = -0.058 dB
Peak SAR (extrapolated) = 1.80 W/kg
SAR(1 g) = 1.09 mW/g; SAR(10 g) = 0.594 mW/g
Maximum value of SAR (measured) = 1.16 mW/g



0 dB = 1.16mW/g

60 GSM1900_DTM11_Right Cheek_Ch810

DUT: 211214

Communication System: PCS; Frequency: 1909.8 MHz;Duty Cycle: 1:2.67
Medium: HSL_1900_120322 Medium parameters used: f = 1910 MHz; σ = 1.44 mho/m; ε_r = 39.2; ρ = 1000 kg/m^3
Ambient Temperature：22.4 ℃; Liquid Temperature：21.4 ℃

DASY4 Configuration:
- Probe: EX3DV4 - SN3820; ConvF(8.02, 8.02, 8.02); Calibrated: 2011-12-16
- Sensor-Surface: 4mm (Mechanical Surface Detection)
- Electronics: DAE3 Sn495; Calibrated: 2011-04-28
- Phantom: SAM_Left; Type: SAM; Serial: TP-1150
- Measurement SW: DASY4, V4.7 Build 80; Postprocessing SW: SEMCAD, V1.8 Build 186

Ch810/Area Scan (61x91x1): Measurement grid: dx=15mm, dy=15mm
Maximum value of SAR (interpolated) = 1.28 mW/g

Ch810/Zoom Scan (5x5x7)/Cube 0: Measurement grid: dx=8mm, dy=8mm, dz=5mm
Reference Value = 9.46 V/m; Power Drift = -0.064 dB
Peak SAR (extrapolated) = 1.81 W/kg
SAR(1 g) = 1.13 mW/g; SAR(10 g) = 0.642 mW/g
Maximum value of SAR (measured) = 1.25 mW/g

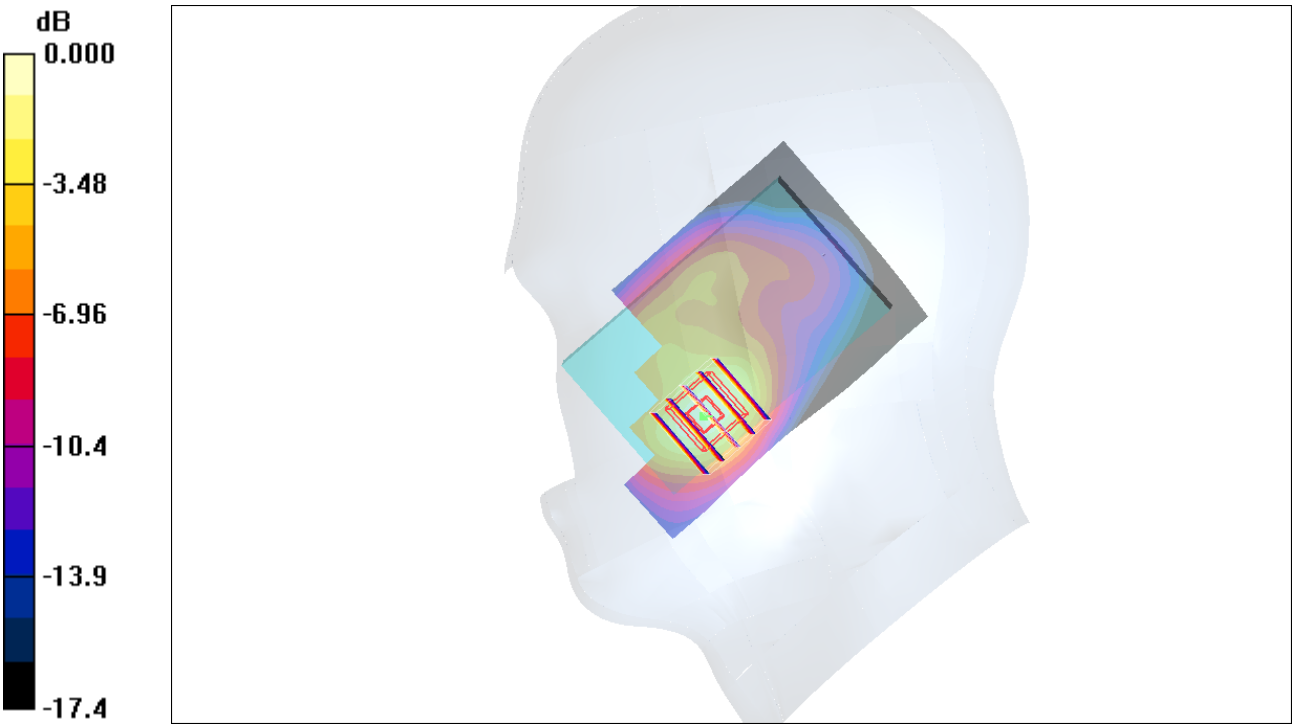

0 dB = 1.25mW/g

60 GSM1900_DTM11_Right Cheek_Ch810_2D

DUT: 211214

Communication System: PCS; Frequency: 1909.8 MHz;Duty Cycle: 1:2.67
Medium: HSL_1900_120322 Medium parameters used: f = 1910 MHz; σ = 1.44 mho/m; ε_r = 39.2; ρ = 1000 kg/m^3
Ambient Temperature：22.4 ℃； Liquid Temperature：21.4 ℃

DASY4 Configuration:
- Probe: EX3DV4 - SN3820; ConvF(8.02, 8.02, 8.02); Calibrated: 2011-12-16
- Sensor-Surface: 4mm (Mechanical Surface Detection)
- Electronics: DAE3 Sn495; Calibrated: 2011-04-28
- Phantom: SAM_Left; Type: SAM; Serial: TP-1150
- Measurement SW: DASY4, V4.7 Build 80; Postprocessing SW: SEMCAD, V1.8 Build 186

Ch810/Area Scan (61x91x1): Measurement grid: dx=15mm, dy=15mm
Maximum value of SAR (interpolated) = 1.28 mW/g

Ch810/Zoom Scan (5x5x7)/Cube 0: Measurement grid: dx=8mm, dy=8mm, dz=5mm
Reference Value = 9.46 V/m; Power Drift = -0.064 dB
Peak SAR (extrapolated) = 1.81 W/kg
SAR(1 g) = 1.13 mW/g; SAR(10 g) = 0.642 mW/g
Maximum value of SAR (measured) = 1.25 mW/g

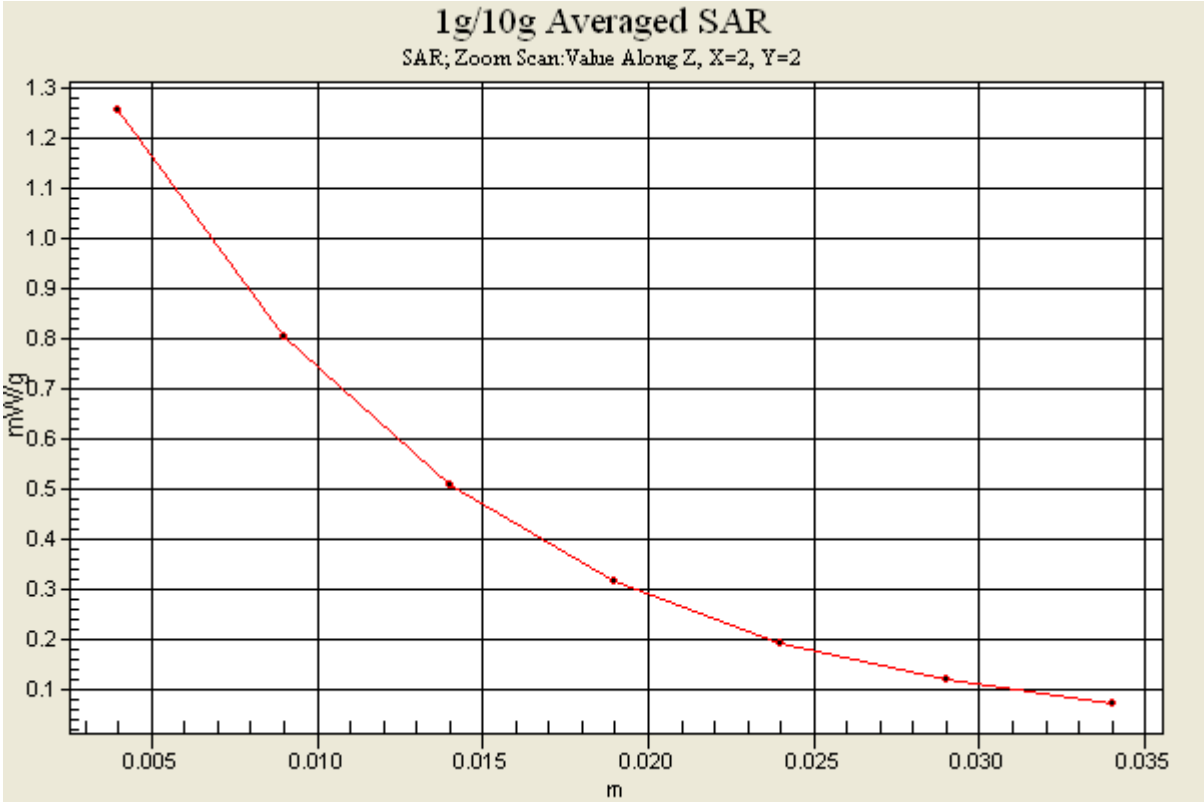

16 WCDMA V_RMC12.2K_Right Cheek_Ch4182

DUT: 211214

Communication System: WCDMA; Frequency: 836.4 MHz;Duty Cycle: 1:1
Medium: HSL_850_120322 Medium parameters used : f = 836.4 MHz; σ = 0.906 mho/m; ε_r = 41.1; ρ = 1000 kg/m^3
Ambient Temperature：22.3 ℃; Liquid Temperature：21.3 ℃

DASY4 Configuration:
- Probe: EX3DV4 - SN3820; ConvF(9.05, 9.05, 9.05); Calibrated: 2011-12-16
- Sensor-Surface: 4mm (Mechanical Surface Detection)
- Electronics: DAE3 Sn495; Calibrated: 2011-04-28
- Phantom: SAM_Left; Type: SAM; Serial: TP-1150
- Measurement SW: DASY4, V4.7 Build 80; Postprocessing SW: SEMCAD, V1.8 Build 186

Ch4182/Area Scan (61x91x1): Measurement grid: dx=15mm, dy=15mm
Maximum value of SAR (interpolated) = 0.828 mW/g

Ch4182/Zoom Scan (5x5x7)/Cube 0: Measurement grid: dx=8mm, dy=8mm, dz=5mm
Reference Value = 8.56 V/m; Power Drift = 0.185 dB
Peak SAR (extrapolated) = 1.12 W/kg
SAR(1 g) = 0.763 mW/g; SAR(10 g) = 0.534 mW/g
Maximum value of SAR (measured) = 0.814 mW/g



0 dB = 0.814mW/g

16 WCDMA V_RMC12.2K_Right Cheek_Ch4182_2D

DUT: 211214

Communication System: WCDMA; Frequency: 836.4 MHz;Duty Cycle: 1:1
Medium: HSL_850_120322 Medium parameters used : f = 836.4 MHz; σ = 0.906 mho/m; ε_r = 41.1; ρ = 1000 kg/m^3
Ambient Temperature：22.3 ℃; Liquid Temperature：21.3 ℃

DASY4 Configuration:
- Probe: EX3DV4 - SN3820; ConvF(9.05, 9.05, 9.05); Calibrated: 2011-12-16
- Sensor-Surface: 4mm (Mechanical Surface Detection)
- Electronics: DAE3 Sn495; Calibrated: 2011-04-28
- Phantom: SAM_Left; Type: SAM; Serial: TP-1150
- Measurement SW: DASY4, V4.7 Build 80; Postprocessing SW: SEMCAD, V1.8 Build 186

Ch4182/Area Scan (61x91x1): Measurement grid: dx=15mm, dy=15mm
Maximum value of SAR (interpolated) = 0.828 mW/g

Ch4182/Zoom Scan (5x5x7)/Cube 0: Measurement grid: dx=8mm, dy=8mm, dz=5mm
Reference Value = 8.56 V/m; Power Drift = 0.185 dB
Peak SAR (extrapolated) = 1.12 W/kg
SAR(1 g) = 0.763 mW/g; SAR(10 g) = 0.534 mW/g
Maximum value of SAR (measured) = 0.814 mW/g

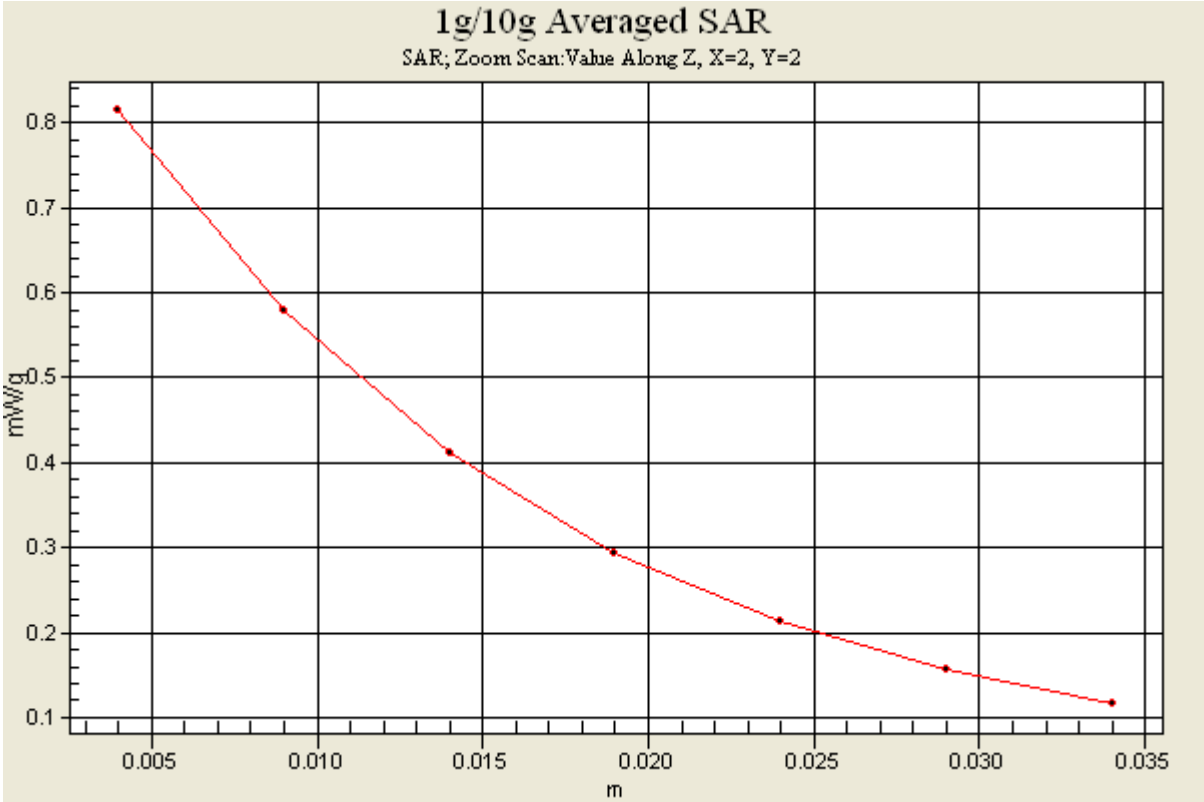

17 WCDMA V_RMC12.2K_Right Tilted_Ch4182

DUT: 211214

Communication System: WCDMA; Frequency: 836.4 MHz;Duty Cycle: 1:1
Medium: HSL_850_120322 Medium parameters used : f = 836.4 MHz; σ = 0.906 mho/m; ε_r = 41.1; ρ = 1000 kg/m^3
Ambient Temperature：22.3 ℃; Liquid Temperature：21.3 ℃

DASY4 Configuration:
- Probe: EX3DV4 - SN3820; ConvF(9.05, 9.05, 9.05); Calibrated: 2011-12-16
- Sensor-Surface: 4mm (Mechanical Surface Detection)
- Electronics: DAE3 Sn495; Calibrated: 2011-04-28
- Phantom: SAM_Left; Type: SAM; Serial: TP-1150
- Measurement SW: DASY4, V4.7 Build 80; Postprocessing SW: SEMCAD, V1.8 Build 186

Ch4182/Area Scan (61x91x1): Measurement grid: dx=15mm, dy=15mm
Maximum value of SAR (interpolated) = 0.410 mW/g

Ch4182/Zoom Scan (5x5x7)/Cube 0: Measurement grid: dx=8mm, dy=8mm, dz=5mm
Reference Value = 12.7 V/m; Power Drift = 0.010 dB
Peak SAR (extrapolated) = 0.471 W/kg
SAR(1 g) = 0.384 mW/g; SAR(10 g) = 0.294 mW/g
Maximum value of SAR (measured) = 0.400 mW/g



0 dB = 0.400mW/g

18 WCDMA V_RMC12.2K_Left Cheek_Ch4182

DUT: 211214

Communication System: WCDMA; Frequency: 836.4 MHz;Duty Cycle: 1:1
Medium: HSL_850_120322 Medium parameters used : f = 836.4 MHz; σ = 0.906 mho/m; ε_r = 41.1; ρ = 1000 kg/m^3
Ambient Temperature：22.3 ℃; Liquid Temperature：21.3 ℃

DASY4 Configuration:
- Probe: EX3DV4 - SN3820; ConvF(9.05, 9.05, 9.05); Calibrated: 2011-12-16
- Sensor-Surface: 4mm (Mechanical Surface Detection)
- Electronics: DAE3 Sn495; Calibrated: 2011-04-28
- Phantom: SAM_Left; Type: SAM; Serial: TP-1150
- Measurement SW: DASY4, V4.7 Build 80; Postprocessing SW: SEMCAD, V1.8 Build 186

Ch4182/Area Scan (61x91x1): Measurement grid: dx=15mm, dy=15mm
Maximum value of SAR (interpolated) = 0.747 mW/g

Ch4182/Zoom Scan (5x5x7)/Cube 0: Measurement grid: dx=8mm, dy=8mm, dz=5mm
Reference Value = 10.2 V/m; Power Drift = -0.118 dB
Peak SAR (extrapolated) = 0.941 W/kg
SAR(1 g) = 0.697 mW/g; SAR(10 g) = 0.509 mW/g
Maximum value of SAR (measured) = 0.739 mW/g



0 dB = 0.739mW/g

19 WCDMA V_RMC12.2K_Left Tilted_Ch4182

DUT: 211214

Communication System: WCDMA; Frequency: 836.4 MHz;Duty Cycle: 1:1
Medium: HSL_850_120322 Medium parameters used : f = 836.4 MHz; σ = 0.906 mho/m; ε_r = 41.1; ρ = 1000 kg/m^3
Ambient Temperature：22.3 ℃; Liquid Temperature：21.3 ℃

DASY4 Configuration:
- Probe: EX3DV4 - SN3820; ConvF(9.05, 9.05, 9.05); Calibrated: 2011-12-16
- Sensor-Surface: 4mm (Mechanical Surface Detection)
- Electronics: DAE3 Sn495; Calibrated: 2011-04-28
- Phantom: SAM_Left; Type: SAM; Serial: TP-1150
- Measurement SW: DASY4, V4.7 Build 80; Postprocessing SW: SEMCAD, V1.8 Build 186

Ch4182/Area Scan (61x91x1): Measurement grid: dx=15mm, dy=15mm
Maximum value of SAR (interpolated) = 0.378 mW/g

Ch4182/Zoom Scan (5x5x7)/Cube 0: Measurement grid: dx=8mm, dy=8mm, dz=5mm
Reference Value = 13.3 V/m; Power Drift = 0.005 dB
Peak SAR (extrapolated) = 0.432 W/kg
SAR(1 g) = 0.358 mW/g; SAR(10 g) = 0.277 mW/g
Maximum value of SAR (measured) = 0.373 mW/g



0 dB = 0.373mW/g

49 WCDMA II_RMC12.2K_Right Cheek_Ch9400

DUT: 211214

Communication System: WCDMA; Frequency: 1880 MHz;Duty Cycle: 1:1
Medium: HSL_1900_120329 Medium parameters used: f = 1880 MHz; σ = 1.43 mho/m; ε_r = 38.2; ρ = 1000 kg/m^3
Ambient Temperature：22.2 ℃; Liquid Temperature：21.2 ℃

DASY4 Configuration:
- Probe: ET3DV6R - SN1788; ConvF(4.68, 4.68, 4.68); Calibrated: 2012-01-26
- Sensor-Surface: 4mm (Mechanical Surface Detection)
- Electronics: DAE4 Sn778; Calibrated: 2011-11-22
- Phantom: SAM_Left; Type: SAM; Serial: TP-1150
- Measurement SW: DASY4, V4.7 Build 80; Postprocessing SW: SEMCAD, V1.8 Build 186

Ch9400/Area Scan (61x91x1): Measurement grid: dx=15mm, dy=15mm
Maximum value of SAR (interpolated) = 1.56 mW/g

Ch9400/Zoom Scan (5x5x7)/Cube 0: Measurement grid: dx=8mm, dy=8mm, dz=5mm
Reference Value = 12.3 V/m; Power Drift = 0.004 dB
Peak SAR (extrapolated) = 2.03 W/kg
SAR(1 g) = 1.38 mW/g; SAR(10 g) = 0.796 mW/g
Maximum value of SAR (measured) = 1.56 mW/g

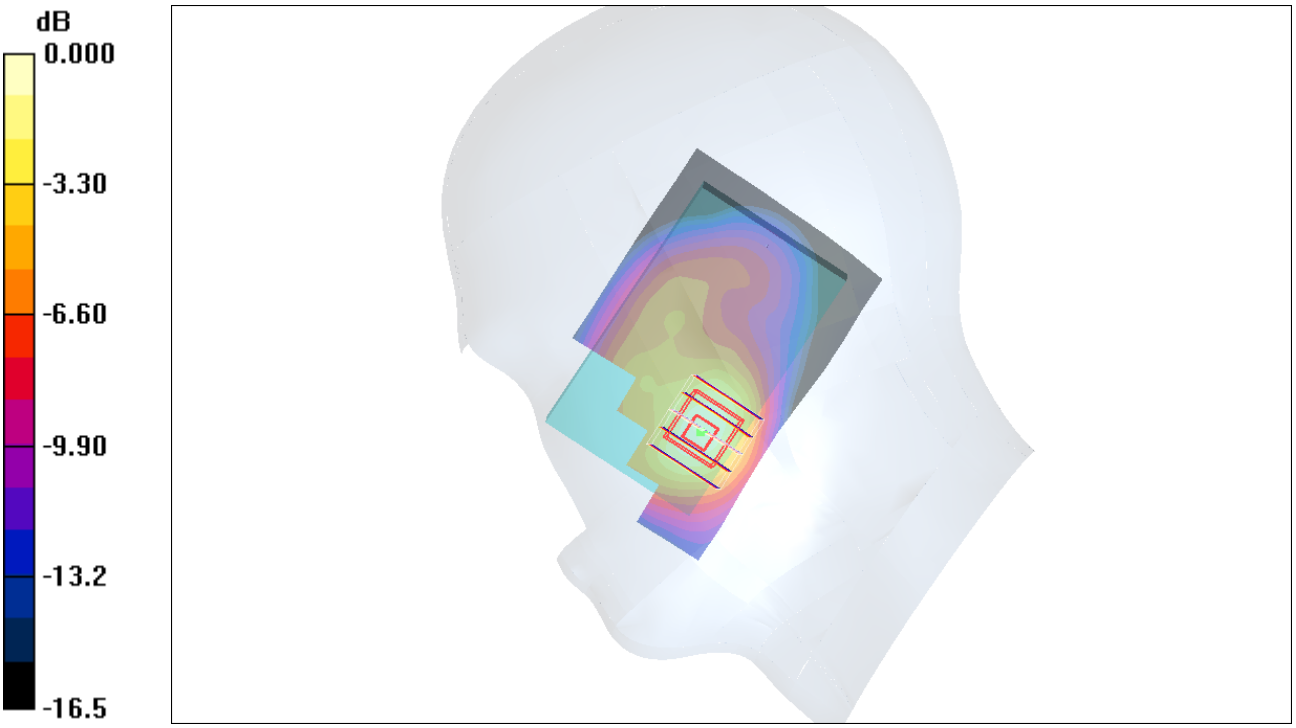

0 dB = 1.56mW/g

50 WCDMA II_RMC12.2K_Right Tilted_Ch9400

DUT: 211214

Communication System: WCDMA; Frequency: 1880 MHz;Duty Cycle: 1:1
Medium: HSL_1900_120329 Medium parameters used: f = 1880 MHz; σ = 1.43 mho/m; ε_r = 38.2; ρ = 1000 kg/m^3
Ambient Temperature：22.2 ℃； Liquid Temperature：21.2 ℃

DASY4 Configuration:
- Probe: ET3DV6R - SN1788; ConvF(4.68, 4.68, 4.68); Calibrated: 2012-01-26
- Sensor-Surface: 4mm (Mechanical Surface Detection)
- Electronics: DAE4 Sn778; Calibrated: 2011-11-22
- Phantom: SAM_Left; Type: SAM; Serial: TP-1150
- Measurement SW: DASY4, V4.7 Build 80; Postprocessing SW: SEMCAD, V1.8 Build 186

Ch9400/Area Scan (61x91x1): Measurement grid: dx=15mm, dy=15mm
Maximum value of SAR (interpolated) = 0.436 mW/g

Ch9400/Zoom Scan (5x5x7)/Cube 0: Measurement grid: dx=8mm, dy=8mm, dz=5mm
Reference Value = 17.7 V/m; Power Drift = 0.042 dB
Peak SAR (extrapolated) = 0.590 W/kg
SAR(1 g) = 0.397 mW/g; SAR(10 g) = 0.238 mW/g
Maximum value of SAR (measured) = 0.434 mW/g

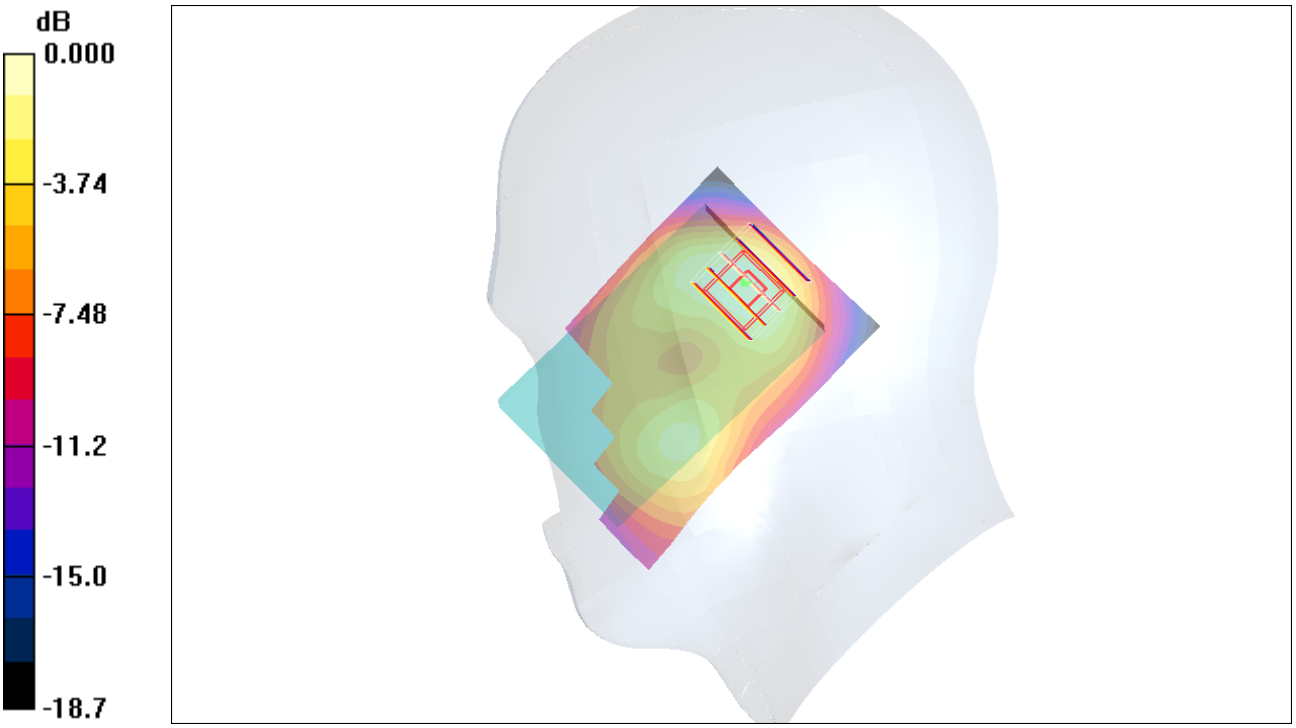

0 dB = 0.434mW/g

51 WCDMA II_RMC12.2K_Left Cheek_Ch9400

DUT: 211214

Communication System: WCDMA; Frequency: 1880 MHz;Duty Cycle: 1:1
Medium: HSL_1900_120329 Medium parameters used: f = 1880 MHz; σ = 1.43 mho/m; ε_r = 38.2; ρ = 1000 kg/m^3
Ambient Temperature：22.2 ℃; Liquid Temperature：21.2 ℃

DASY4 Configuration:
- Probe: ET3DV6R - SN1788; ConvF(4.68, 4.68, 4.68); Calibrated: 2012-01-26
- Sensor-Surface: 4mm (Mechanical Surface Detection)
- Electronics: DAE4 Sn778; Calibrated: 2011-11-22
- Phantom: SAM_Left; Type: SAM; Serial: TP-1150
- Measurement SW: DASY4, V4.7 Build 80; Postprocessing SW: SEMCAD, V1.8 Build 186

Ch9400/Area Scan (61x91x1): Measurement grid: dx=15mm, dy=15mm
Maximum value of SAR (interpolated) = 1.20 mW/g

Ch9400/Zoom Scan (5x5x7)/Cube 0: Measurement grid: dx=8mm, dy=8mm, dz=5mm
Reference Value = 14.1 V/m; Power Drift = -0.079 dB
Peak SAR (extrapolated) = 1.59 W/kg
SAR(1 g) = 1.1 mW/g; SAR(10 g) = 0.657 mW/g
Maximum value of SAR (measured) = 1.21 mW/g

Ch9400/Zoom Scan (5x5x7)/Cube 1: Measurement grid: dx=8mm, dy=8mm, dz=5mm
Reference Value = 14.1 V/m; Power Drift = -0.079 dB
Peak SAR (extrapolated) = 1.24 W/kg
SAR(1 g) = 0.747 mW/g; SAR(10 g) = 0.454 mW/g
Maximum value of SAR (measured) = 0.909 mW/g

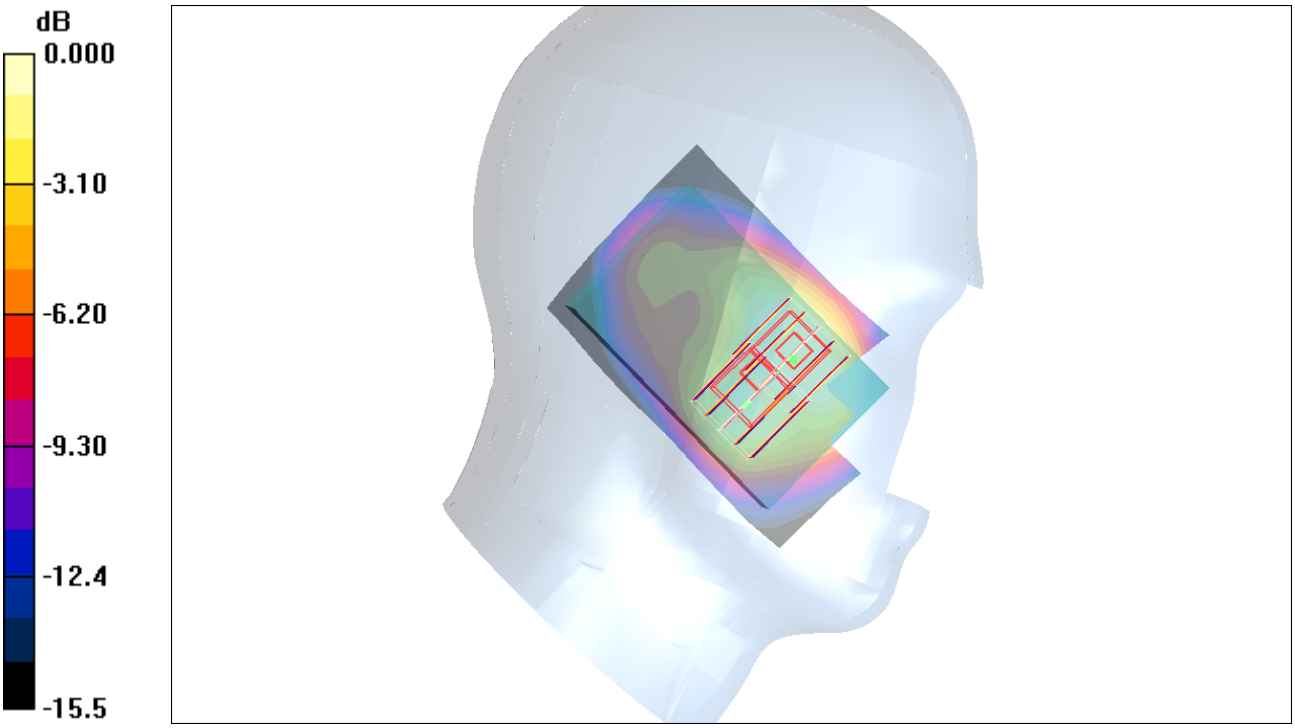

0 dB = 0.909mW/g

52 WCDMA II_RMC12.2K_Left Tilted_Ch9400

DUT: 211214

Communication System: WCDMA; Frequency: 1880 MHz;Duty Cycle: 1:1
Medium: HSL_1900_120329 Medium parameters used: f = 1880 MHz; σ = 1.43 mho/m; ε_r = 38.2; ρ = 1000 kg/m^3
Ambient Temperature：22.2 ℃; Liquid Temperature：21.2 ℃

DASY4 Configuration:
- Probe: ET3DV6R - SN1788; ConvF(4.68, 4.68, 4.68); Calibrated: 2012-01-26
- Sensor-Surface: 4mm (Mechanical Surface Detection)
- Electronics: DAE4 Sn778; Calibrated: 2011-11-22
- Phantom: SAM_Left; Type: SAM; Serial: TP-1150
- Measurement SW: DASY4, V4.7 Build 80; Postprocessing SW: SEMCAD, V1.8 Build 186

Ch9400/Area Scan (61x91x1): Measurement grid: dx=15mm, dy=15mm
Maximum value of SAR (interpolated) = 0.446 mW/g

Ch9400/Zoom Scan (5x5x7)/Cube 0: Measurement grid: dx=8mm, dy=8mm, dz=5mm
Reference Value = 18.3 V/m; Power Drift = 0.034 dB
Peak SAR (extrapolated) = 0.598 W/kg
SAR(1 g) = 0.397 mW/g; SAR(10 g) = 0.234 mW/g
Maximum value of SAR (measured) = 0.436 mW/g



0 dB = 0.436mW/g

53 WCDMA II_RMC12.2K_Right Cheek_Ch9262

DUT: 211214

Communication System: WCDMA; Frequency: 1852.4 MHz;Duty Cycle: 1:1
Medium: HSL_1900_120329 Medium parameters used : f = 1852.4 MHz; σ = 1.4 mho/m; ε_r = 38.3; ρ = 1000 kg/m^3
Ambient Temperature：22.2 ℃; Liquid Temperature：21.2 ℃

DASY4 Configuration:
- Probe: ET3DV6R - SN1788; ConvF(4.68, 4.68, 4.68); Calibrated: 2012-01-26
- Sensor-Surface: 4mm (Mechanical Surface Detection)
- Electronics: DAE4 Sn778; Calibrated: 2011-11-22
- Phantom: SAM_Left; Type: SAM; Serial: TP-1150
- Measurement SW: DASY4, V4.7 Build 80; Postprocessing SW: SEMCAD, V1.8 Build 186

Ch9262/Area Scan (61x91x1): Measurement grid: dx=15mm, dy=15mm
Maximum value of SAR (interpolated) = 1.61 mW/g

Ch9262/Zoom Scan (5x5x7)/Cube 0: Measurement grid: dx=8mm, dy=8mm, dz=5mm
Reference Value = 12.1 V/m; Power Drift = 0.110 dB
Peak SAR (extrapolated) = 2.18 W/kg
SAR(1 g) = 1.47 mW/g; SAR(10 g) = 0.843 mW/g
Maximum value of SAR (measured) = 1.65 mW/g

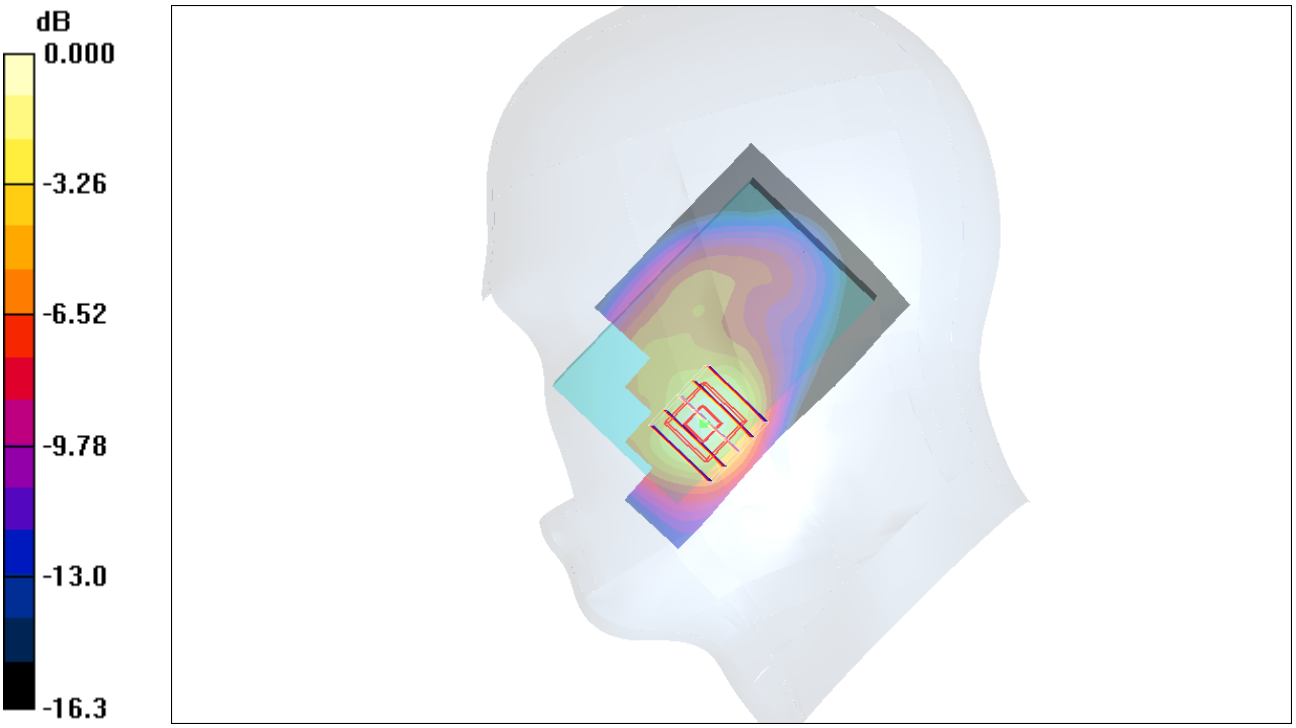

0 dB = 1.65mW/g

53 WCDMA II_RMC12.2K_Right Cheek_Ch9262_2D

DUT: 211214

Communication System: WCDMA; Frequency: 1852.4 MHz;Duty Cycle: 1:1
Medium: HSL_1900_120329 Medium parameters used : f = 1852.4 MHz; σ = 1.4 mho/m; ε_r = 38.3; ρ = 1000 kg/m^3
Ambient Temperature：22.2 ℃； Liquid Temperature：21.2 ℃

DASY4 Configuration:
- Probe: ET3DV6R - SN1788; ConvF(4.68, 4.68, 4.68); Calibrated: 2012-01-26
- Sensor-Surface: 4mm (Mechanical Surface Detection)
- Electronics: DAE4 Sn778; Calibrated: 2011-11-22
- Phantom: SAM_Left; Type: SAM; Serial: TP-1150
- Measurement SW: DASY4, V4.7 Build 80; Postprocessing SW: SEMCAD, V1.8 Build 186

Ch9262/Area Scan (61x91x1): Measurement grid: dx=15mm, dy=15mm
Maximum value of SAR (interpolated) = 1.61 mW/g

Ch9262/Zoom Scan (5x5x7)/Cube 0: Measurement grid: dx=8mm, dy=8mm, dz=5mm
Reference Value = 12.1 V/m; Power Drift = 0.110 dB
Peak SAR (extrapolated) = 2.18 W/kg
SAR(1 g) = 1.47 mW/g; SAR(10 g) = 0.843 mW/g
Maximum value of SAR (measured) = 1.65 mW/g

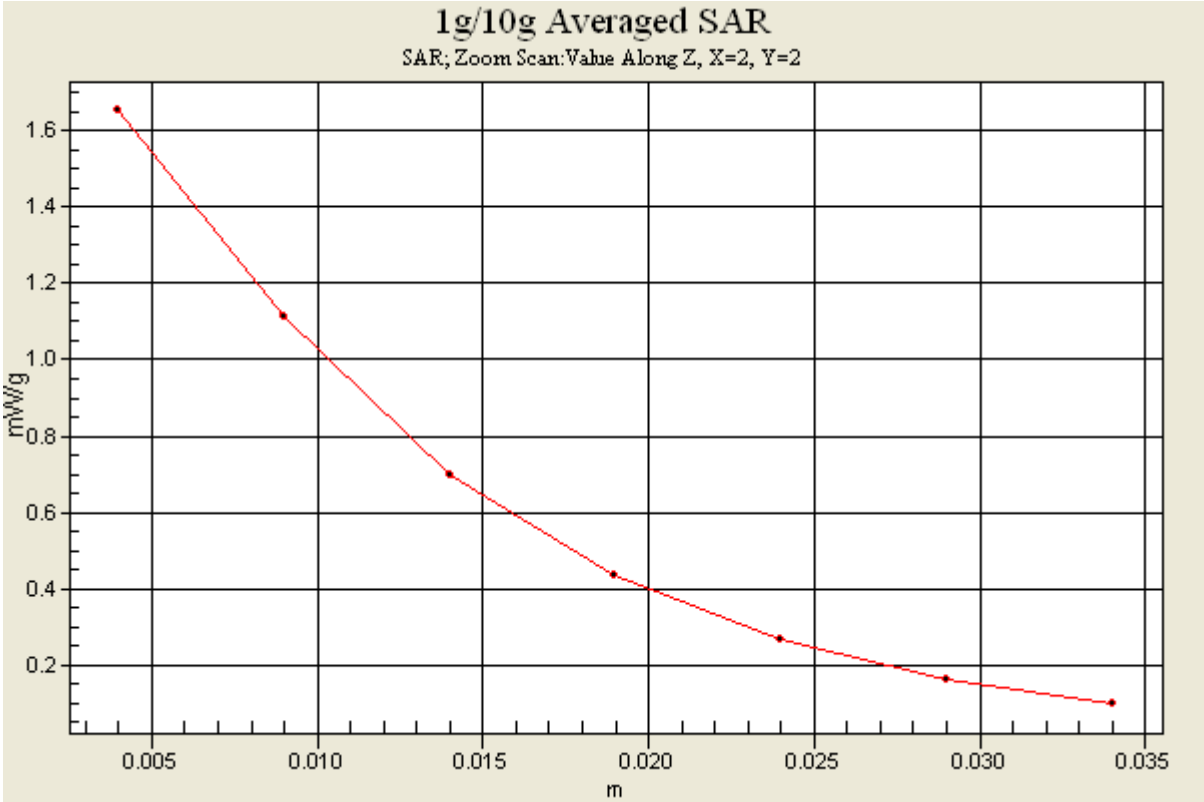

54 WCDMA II_RMC12.2K_Right Cheek_Ch9538

DUT: 211214

Communication System: WCDMA; Frequency: 1907.6 MHz;Duty Cycle: 1:1
Medium: HSL_1900_120329 Medium parameters used: f = 1908 MHz; σ = 1.45 mho/m; ε_r = 38.2; ρ = 1000 kg/m^3
Ambient Temperature：22.2 ℃; Liquid Temperature：21.2 ℃

DASY4 Configuration:
- Probe: ET3DV6R - SN1788; ConvF(4.68, 4.68, 4.68); Calibrated: 2012-01-26
- Sensor-Surface: 4mm (Mechanical Surface Detection)
- Electronics: DAE4 Sn778; Calibrated: 2011-11-22
- Phantom: SAM_Left; Type: SAM; Serial: TP-1150
- Measurement SW: DASY4, V4.7 Build 80; Postprocessing SW: SEMCAD, V1.8 Build 186

Ch9538/Area Scan (61x91x1): Measurement grid: dx=15mm, dy=15mm
Maximum value of SAR (interpolated) = 1.61 mW/g

Ch9538/Zoom Scan (5x5x7)/Cube 0: Measurement grid: dx=8mm, dy=8mm, dz=5mm
Reference Value = 12.7 V/m; Power Drift = 0.012 dB
Peak SAR (extrapolated) = 2.16 W/kg
SAR(1 g) = 1.44 mW/g; SAR(10 g) = 0.829 mW/g
Maximum value of SAR (measured) = 1.63 mW/g

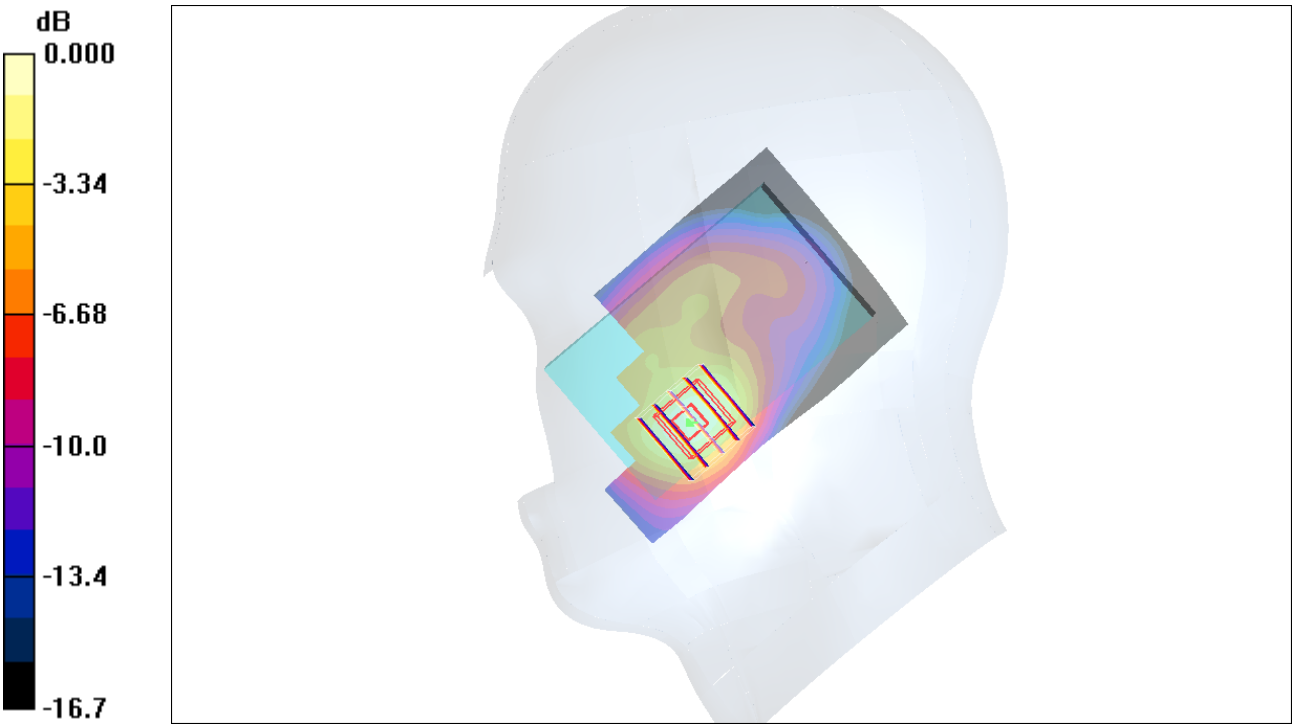

0 dB = 1.63mW/g

72 WCDMA II_RMC12.2K_Left Cheek_Ch9262

DUT: 211214

Communication System: WCDMA; Frequency: 1852.4 MHz;Duty Cycle: 1:1
Medium: HSL_1900_120329 Medium parameters used : f = 1852.4 MHz; σ = 1.4 mho/m; ε_r = 38.3; ρ = 1000 kg/m^3
Ambient Temperature：22.2 ℃; Liquid Temperature：21.2 ℃

DASY4 Configuration:
- Probe: ET3DV6R - SN1788; ConvF(4.68, 4.68, 4.68); Calibrated: 2012-01-26
- Sensor-Surface: 4mm (Mechanical Surface Detection)
- Electronics: DAE4 Sn778; Calibrated: 2011-11-22
- Phantom: SAM_Left; Type: SAM; Serial: TP-1150
- Measurement SW: DASY4, V4.7 Build 80; Postprocessing SW: SEMCAD, V1.8 Build 186

Ch9262/Area Scan (61x91x1): Measurement grid: dx=15mm, dy=15mm
Maximum value of SAR (interpolated) = 1.26 mW/g

Ch9262/Zoom Scan (5x5x7)/Cube 0: Measurement grid: dx=8mm, dy=8mm, dz=5mm
Reference Value = 14.4 V/m; Power Drift = -0.036 dB
Peak SAR (extrapolated) = 1.65 W/kg
SAR(1 g) = 1.15 mW/g; SAR(10 g) = 0.690 mW/g
Maximum value of SAR (measured) = 1.27 mW/g

Ch9262/Zoom Scan (5x5x7)/Cube 1: Measurement grid: dx=8mm, dy=8mm, dz=5mm
Reference Value = 14.4 V/m; Power Drift = -0.036 dB
Peak SAR (extrapolated) = 1.35 W/kg
SAR(1 g) = 0.799 mW/g; SAR(10 g) = 0.472 mW/g
Maximum value of SAR (measured) = 1.00 mW/g

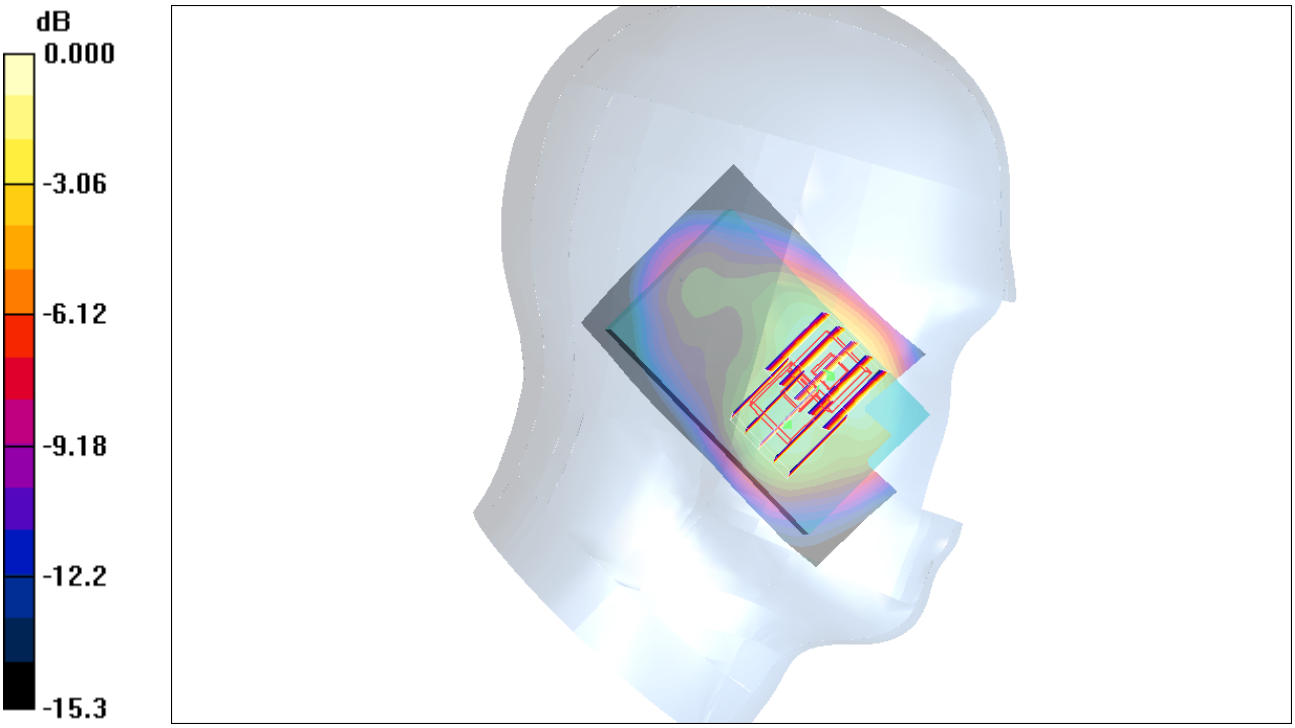

0 dB = 1.00mW/g

73 WCDMA II_RMC12.2K_Left Cheek_Ch9538

DUT: 211214

Communication System: WCDMA; Frequency: 1907.6 MHz;Duty Cycle: 1:1
Medium: HSL_1900_120329 Medium parameters used: f = 1908 MHz; σ = 1.45 mho/m; ε_r = 38.2; ρ = 1000 kg/m^3
Ambient Temperature：22.2 ℃; Liquid Temperature：21.2 ℃

DASY4 Configuration:
- Probe: ET3DV6R - SN1788; ConvF(4.68, 4.68, 4.68); Calibrated: 2012-01-26
- Sensor-Surface: 4mm (Mechanical Surface Detection)
- Electronics: DAE4 Sn778; Calibrated: 2011-11-22
- Phantom: SAM_Left; Type: SAM; Serial: TP-1150
- Measurement SW: DASY4, V4.7 Build 80; Postprocessing SW: SEMCAD, V1.8 Build 186

Ch9538/Area Scan (61x91x1): Measurement grid: dx=15mm, dy=15mm
Maximum value of SAR (interpolated) = 1.25 mW/g

Ch9538/Zoom Scan (5x5x7)/Cube 0: Measurement grid: dx=8mm, dy=8mm, dz=5mm
Reference Value = 14.1 V/m; Power Drift = 0.071 dB
Peak SAR (extrapolated) = 1.68 W/kg
SAR(1 g) = 1.16 mW/g; SAR(10 g) = 0.693 mW/g
Maximum value of SAR (measured) = 1.28 mW/g

Ch9538/Zoom Scan (5x5x7)/Cube 1: Measurement grid: dx=8mm, dy=8mm, dz=5mm
Reference Value = 14.1 V/m; Power Drift = 0.071 dB
Peak SAR (extrapolated) = 1.40 W/kg
SAR(1 g) = 0.809 mW/g; SAR(10 g) = 0.480 mW/g
Maximum value of SAR (measured) = 1.04 mW/g

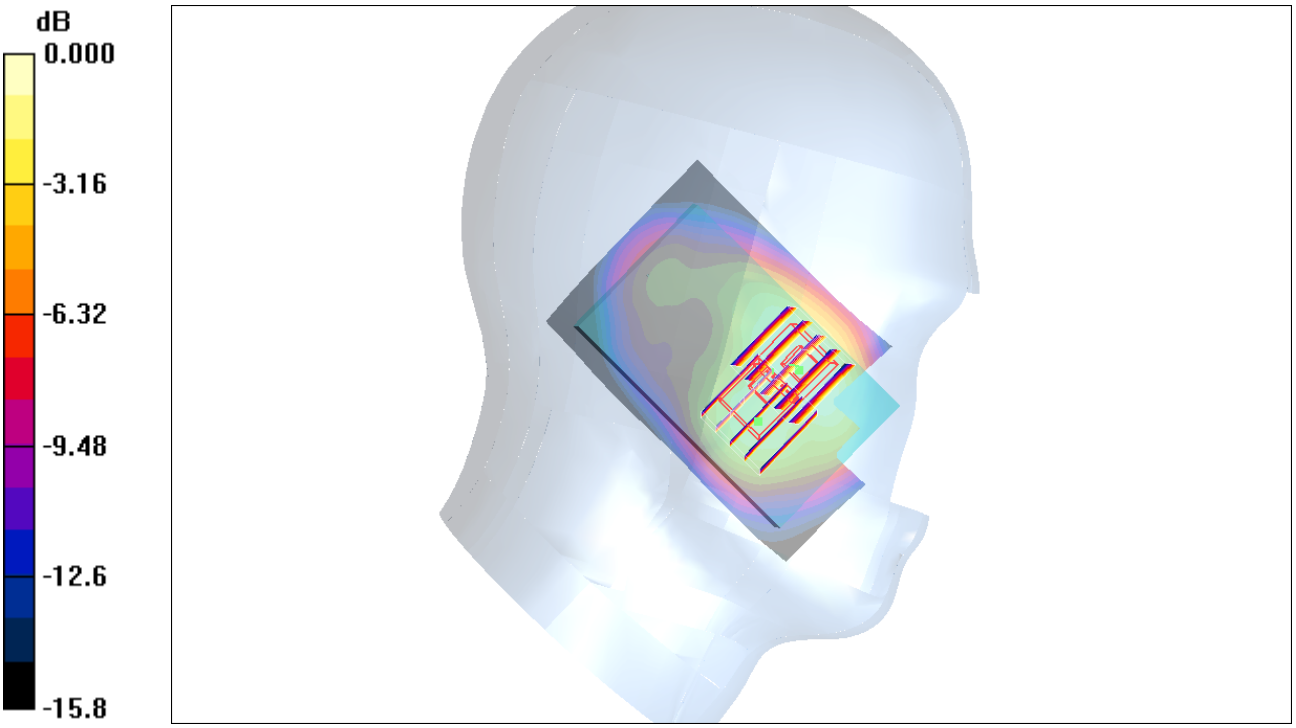

0 dB = 1.04mW/g

61 802.11b_Right Cheek_Ch11

DUT: 211214

Communication System: 802.11b ; Frequency: 2462 MHz;Duty Cycle: 1:1
Medium: HSL_2450_120328 Medium parameters used: f = 2462 MHz; σ = 1.86 mho/m; ε_r = 39.2; ρ = 1000 kg/m^3
Ambient Temperature：22.6 ℃; Liquid Temperature：21.6 ℃

DASY4 Configuration:
- Probe: ET3DV6R - SN1788; ConvF(3.99, 3.99, 3.99); Calibrated: 2012-01-26
- Sensor-Surface: 4mm (Mechanical Surface Detection)
- Electronics: DAE4 Sn778; Calibrated: 2011-11-22
- Phantom: SAM_Right; Type: SAM; Serial: TP-1303
- Measurement SW: DASY4, V4.7 Build 80; Postprocessing SW: SEMCAD, V1.8 Build 186

Ch11/Area Scan (61x91x1): Measurement grid: dx=15mm, dy=15mm
Maximum value of SAR (interpolated) = 0.056 mW/g

Ch11/Zoom Scan (5x5x7)/Cube 0: Measurement grid: dx=8mm, dy=8mm, dz=5mm
Reference Value = 5.22 V/m; Power Drift = -0.118 dB
Peak SAR (extrapolated) = 0.097 W/kg
SAR(1 g) = 0.050 mW/g; SAR(10 g) = 0.026 mW/g
Maximum value of SAR (measured) = 0.054 mW/g



0 dB = 0.054mW/g

62 802.11b_Right Tilted_Ch11

DUT: 211214

Communication System: 802.11b ; Frequency: 2462 MHz;Duty Cycle: 1:1
Medium: HSL_2450_120328 Medium parameters used: f = 2462 MHz; σ = 1.86 mho/m; ε_r = 39.2; ρ = 1000 kg/m^3
Ambient Temperature：22.6 ℃; Liquid Temperature：21.6 ℃

DASY4 Configuration:
- Probe: ET3DV6R - SN1788; ConvF(3.99, 3.99, 3.99); Calibrated: 2012-01-26
- Sensor-Surface: 4mm (Mechanical Surface Detection)
- Electronics: DAE4 Sn778; Calibrated: 2011-11-22
- Phantom: SAM_Right; Type: SAM; Serial: TP-1303
- Measurement SW: DASY4, V4.7 Build 80; Postprocessing SW: SEMCAD, V1.8 Build 186

Ch11/Area Scan (61x91x1): Measurement grid: dx=15mm, dy=15mm
Maximum value of SAR (interpolated) = 0.057 mW/g

Ch11/Zoom Scan (5x5x7)/Cube 0: Measurement grid: dx=8mm, dy=8mm, dz=5mm
Reference Value = 5.04 V/m; Power Drift = -0.130 dB
Peak SAR (extrapolated) = 0.099 W/kg
SAR(1 g) = 0.047 mW/g; SAR(10 g) = 0.024 mW/g
Maximum value of SAR (measured) = 0.053 mW/g



0 dB = 0.053mW/g

63 802.11b_Left Cheek_Ch11

DUT: 211214

Communication System: 802.11b ; Frequency: 2462 MHz;Duty Cycle: 1:1
Medium: HSL_2450_120328 Medium parameters used: f = 2462 MHz; σ = 1.86 mho/m; ε_r = 39.2; ρ = 1000 kg/m^3
Ambient Temperature：22.6 ℃; Liquid Temperature：21.6 ℃

DASY4 Configuration:
- Probe: ET3DV6R - SN1788; ConvF(3.99, 3.99, 3.99); Calibrated: 2012-01-26
- Sensor-Surface: 4mm (Mechanical Surface Detection)
- Electronics: DAE4 Sn778; Calibrated: 2011-11-22
- Phantom: SAM_Right; Type: SAM; Serial: TP-1303
- Measurement SW: DASY4, V4.7 Build 80; Postprocessing SW: SEMCAD, V1.8 Build 186

Ch11/Area Scan (61x91x1): Measurement grid: dx=15mm, dy=15mm
Maximum value of SAR (interpolated) = 0.101 mW/g

Ch11/Zoom Scan (5x5x7)/Cube 0: Measurement grid: dx=8mm, dy=8mm, dz=5mm
Reference Value = 3.86 V/m; Power Drift = -0.100 dB
Peak SAR (extrapolated) = 0.265 W/kg
SAR(1 g) = 0.113 mW/g; SAR(10 g) = 0.053 mW/g
Maximum value of SAR (measured) = 0.125 mW/g



0 dB = 0.125mW/g

63 802.11b_Left Cheek_Ch11_2D

DUT: 211214

Communication System: 802.11b ; Frequency: 2462 MHz;Duty Cycle: 1:1
Medium: HSL_2450_120328 Medium parameters used: f = 2462 MHz; σ = 1.86 mho/m; ε_r = 39.2; ρ = 1000 kg/m^3
Ambient Temperature：22.6 ℃; Liquid Temperature：21.6 ℃

DASY4 Configuration:
- Probe: ET3DV6R - SN1788; ConvF(3.99, 3.99, 3.99); Calibrated: 2012-01-26
- Sensor-Surface: 4mm (Mechanical Surface Detection)
- Electronics: DAE4 Sn778; Calibrated: 2011-11-22
- Phantom: SAM_Right; Type: SAM; Serial: TP-1303
- Measurement SW: DASY4, V4.7 Build 80; Postprocessing SW: SEMCAD, V1.8 Build 186

Ch11/Area Scan (61x91x1): Measurement grid: dx=15mm, dy=15mm
Maximum value of SAR (interpolated) = 0.101 mW/g

Ch11/Zoom Scan (5x5x7)/Cube 0: Measurement grid: dx=8mm, dy=8mm, dz=5mm
Reference Value = 3.86 V/m; Power Drift = -0.100 dB
Peak SAR (extrapolated) = 0.265 W/kg
SAR(1 g) = 0.113 mW/g; SAR(10 g) = 0.053 mW/g
Maximum value of SAR (measured) = 0.125 mW/g

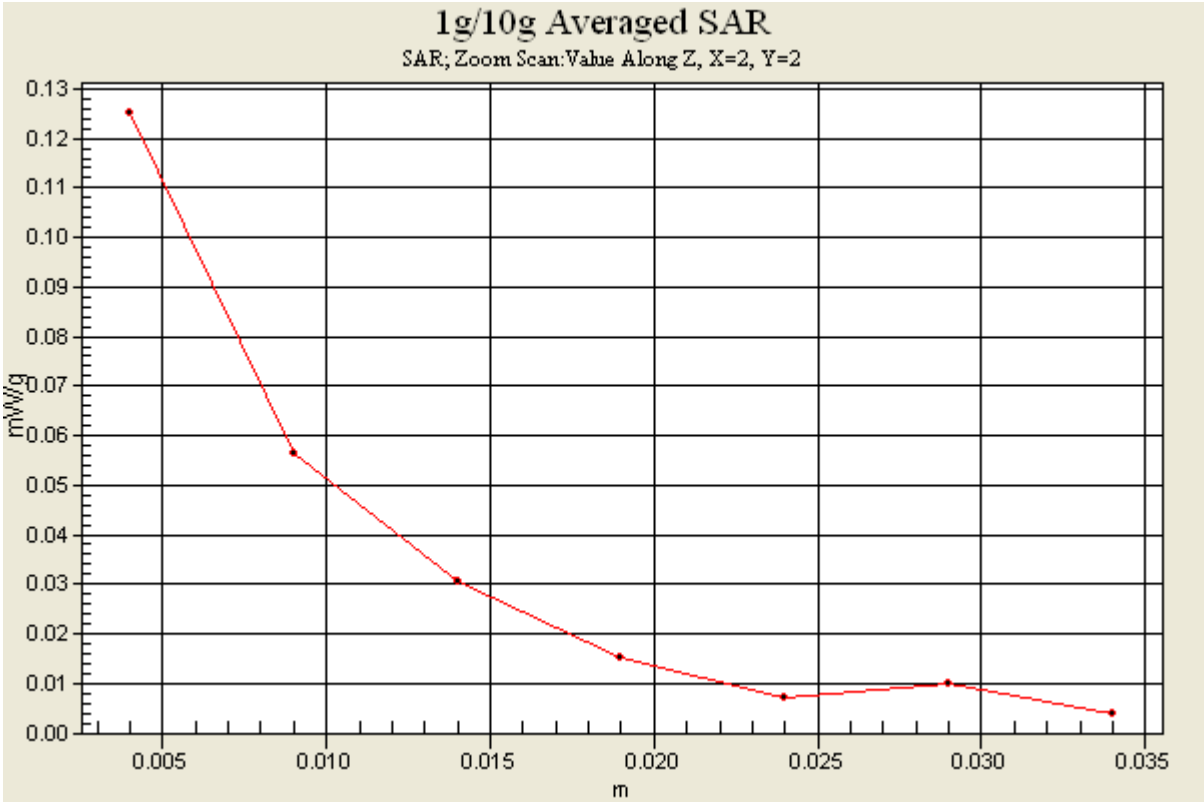

64 802.11b_Left Tilted_Ch11

DUT: 211214

Communication System: 802.11b ; Frequency: 2462 MHz;Duty Cycle: 1:1
Medium: HSL_2450_120328 Medium parameters used: f = 2462 MHz; σ = 1.86 mho/m; ε_r = 39.2; ρ = 1000 kg/m^3
Ambient Temperature：22.6 ℃; Liquid Temperature：21.6 ℃

DASY4 Configuration:
- Probe: ET3DV6R - SN1788; ConvF(3.99, 3.99, 3.99); Calibrated: 2012-01-26
- Sensor-Surface: 4mm (Mechanical Surface Detection)
- Electronics: DAE4 Sn778; Calibrated: 2011-11-22
- Phantom: SAM_Right; Type: SAM; Serial: TP-1303
- Measurement SW: DASY4, V4.7 Build 80; Postprocessing SW: SEMCAD, V1.8 Build 186

Ch11/Area Scan (61x91x1): Measurement grid: dx=15mm, dy=15mm
Maximum value of SAR (interpolated) = 0.065 mW/g

Ch11/Zoom Scan (5x5x7)/Cube 0: Measurement grid: dx=8mm, dy=8mm, dz=5mm
Reference Value = 4.25 V/m; Power Drift = -0.037 dB
Peak SAR (extrapolated) = 0.146 W/kg
SAR(1 g) = 0.066 mW/g; SAR(10 g) = 0.032 mW/g
Maximum value of SAR (measured) = 0.070 mW/g



0 dB = 0.070mW/g

01 GSM850_GPRS12_Front_1cm_Ch189

DUT: 211214

Communication System: GSM850; Frequency: 836.4 MHz;Duty Cycle: 1:2
Medium: MSL_850_120322 Medium parameters used : f = 836.4 MHz; σ = 0.965 mho/m; ε_r = 54.5; ρ = 1000 kg/m^3
Ambient Temperature：22.6 ℃; Liquid Temperature：21.6 ℃

DASY4 Configuration:
- Probe: EX3DV4 - SN3820; ConvF(9.24, 9.24, 9.24); Calibrated: 2011-12-16
- Sensor-Surface: 4mm (Mechanical Surface Detection)
- Electronics: DAE3 Sn495; Calibrated: 2011-04-28
- Phantom: SAM_Right; Type: SAM; Serial: TP-1303
- Measurement SW: DASY4, V4.7 Build 80; Postprocessing SW: SEMCAD, V1.8 Build 186

Ch189/Area Scan (61x91x1): Measurement grid: dx=15mm, dy=15mm
Maximum value of SAR (interpolated) = 0.833 mW/g

Ch189/Zoom Scan (5x5x7)/Cube 0: Measurement grid: dx=8mm, dy=8mm, dz=5mm
Reference Value = 25.6 V/m; Power Drift = -0.069 dB
Peak SAR (extrapolated) = 1.10 W/kg
SAR(1 g) = 0.772 mW/g; SAR(10 g) = 0.540 mW/g
Maximum value of SAR (measured) = 0.823 mW/g

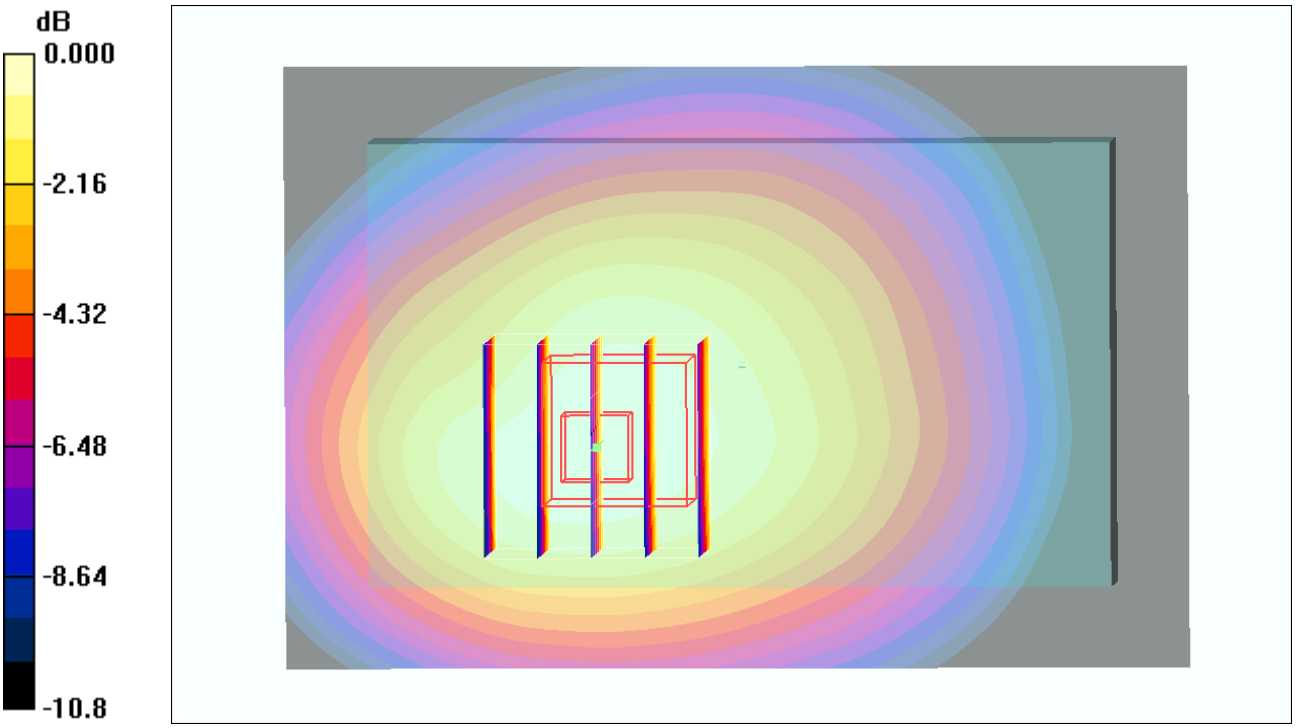

0 dB = 0.823mW/g

02 GSM850_GPRS12_Back_1cm_Ch189

DUT: 211214

Communication System: GSM850; Frequency: 836.4 MHz;Duty Cycle: 1:2
Medium: MSL_850_120322 Medium parameters used: f = 836.4 MHz; σ = 0.965 mho/m; ε_r = 54.5; ρ = 1000 kg/m^3
Ambient Temperature：22.6 ℃; Liquid Temperature：21.6 ℃

DASY4 Configuration:
- Probe: EX3DV4 - SN3820; ConvF(9.24, 9.24, 9.24); Calibrated: 2011-12-16
- Sensor-Surface: 4mm (Mechanical Surface Detection)
- Electronics: DAE3 Sn495; Calibrated: 2011-04-28
- Phantom: SAM_Right; Type: SAM; Serial: TP-1303
- Measurement SW: DASY4, V4.7 Build 80; Postprocessing SW: SEMCAD, V1.8 Build 186

Ch189/Area Scan (61x91x1): Measurement grid: dx=15mm, dy=15mm
Maximum value of SAR (interpolated) = 1.11 mW/g

Ch189/Zoom Scan (5x5x7)/Cube 0: Measurement grid: dx=8mm, dy=8mm, dz=5mm
Reference Value = 31.1 V/m; Power Drift = -0.120 dB
Peak SAR (extrapolated) = 1.54 W/kg
SAR(1 g) = 1.06 mW/g; SAR(10 g) = 0.733 mW/g
Maximum value of SAR (measured) = 1.12 mW/g

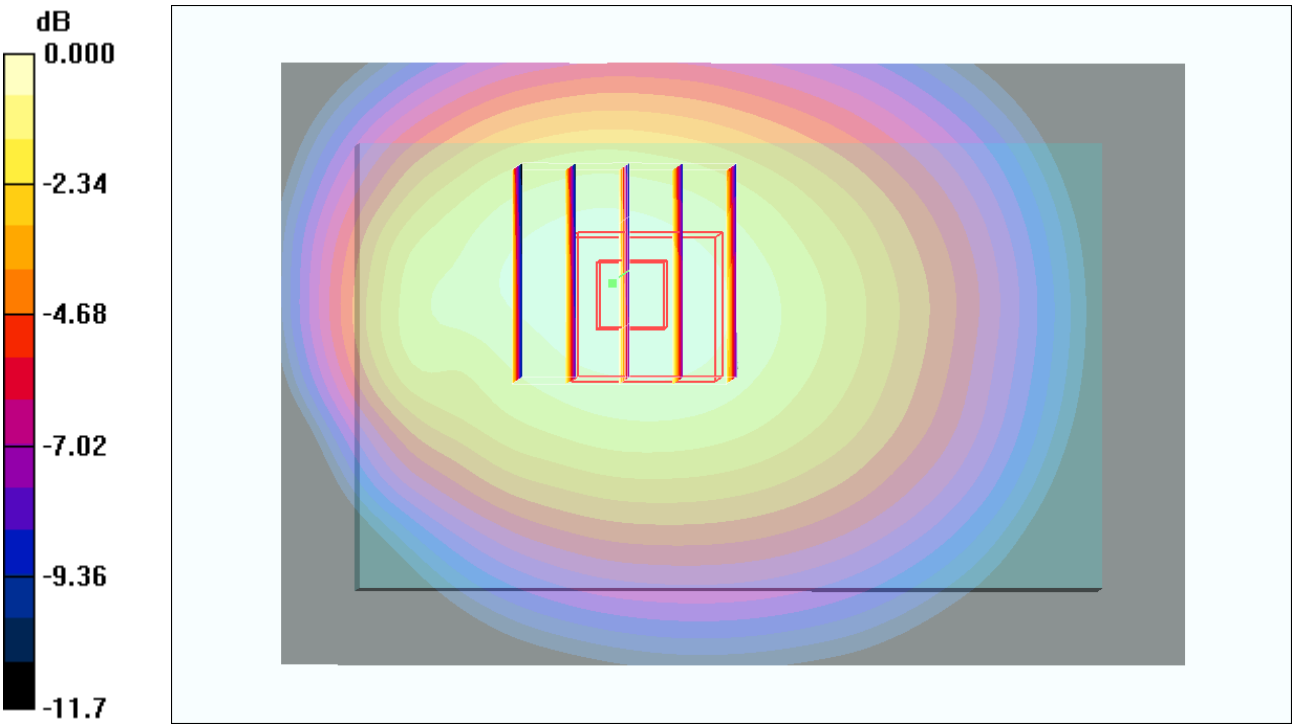

0 dB = 1.12mW/g

03 GSM850_GPRS12_Left Side_1cm_Ch189

DUT: 211214

Communication System: GSM850; Frequency: 836.4 MHz;Duty Cycle: 1:2
Medium: MSL_850_120322 Medium parameters used : f = 836.4 MHz; σ = 0.965 mho/m; ε_r = 54.5; ρ = 1000 kg/m^3
Ambient Temperature：22.6 ℃； Liquid Temperature：21.6 ℃

DASY4 Configuration:
- Probe: EX3DV4 - SN3820; ConvF(9.24, 9.24, 9.24); Calibrated: 2011-12-16
- Sensor-Surface: 4mm (Mechanical Surface Detection)
- Electronics: DAE3 Sn495; Calibrated: 2011-04-28
- Phantom: SAM_Right; Type: SAM; Serial: TP-1303
- Measurement SW: DASY4, V4.7 Build 80; Postprocessing SW: SEMCAD, V1.8 Build 186

Ch189/Area Scan (41x91x1): Measurement grid: dx=15mm, dy=15mm
Maximum value of SAR (interpolated) = 0.408 mW/g

Ch189/Zoom Scan (5x5x7)/Cube 0: Measurement grid: dx=8mm, dy=8mm, dz=5mm
Reference Value = 20.6 V/m; Power Drift = -0.075 dB
Peak SAR (extrapolated) = 0.533 W/kg
SAR(1 g) = 0.380 mW/g; SAR(10 g) = 0.267 mW/g
Maximum value of SAR (measured) = 0.402 mW/g

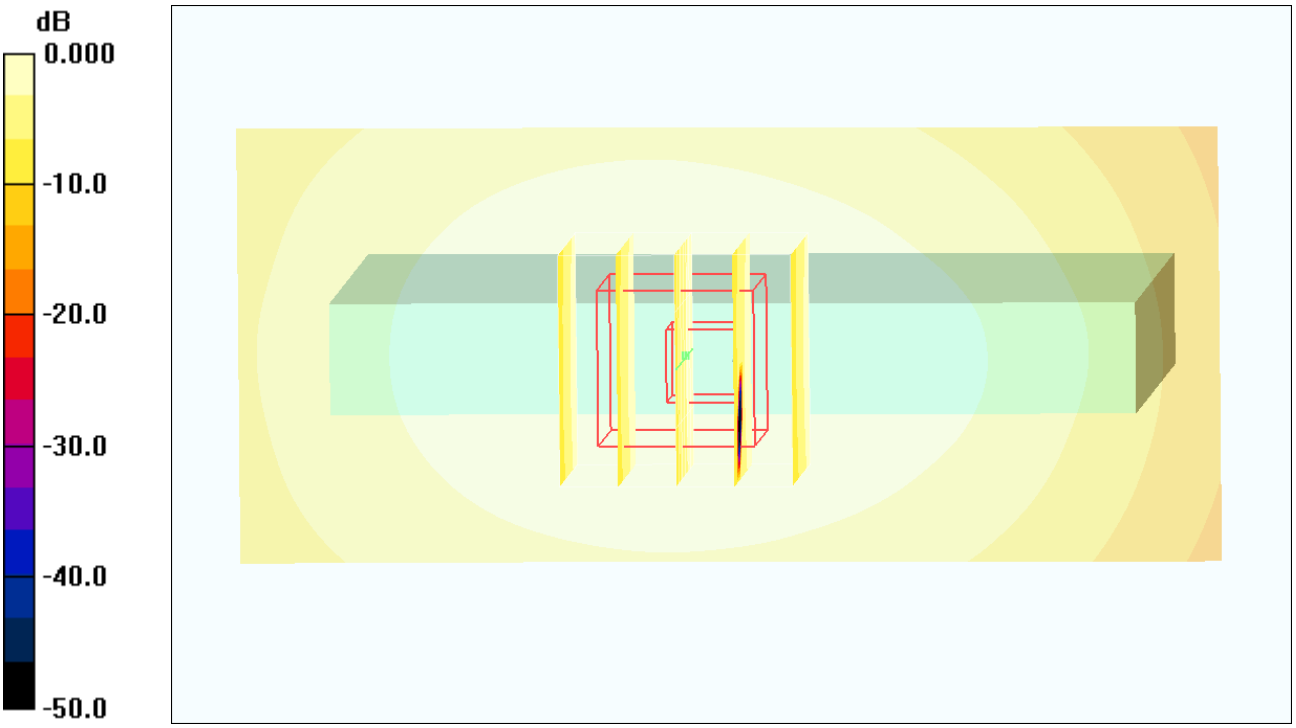

0 dB = 0.402mW/g

04 GSM850_GPRS12_Right Side_1cm_Ch189

DUT: 211214

Communication System: GSM850; Frequency: 836.4 MHz;Duty Cycle: 1:2
Medium: MSL_850_120322 Medium parameters used : f = 836.4 MHz; σ = 0.965 mho/m; ε_r = 54.5; ρ = 1000 kg/m^3
Ambient Temperature：22.6 ℃； Liquid Temperature：21.6 ℃

DASY4 Configuration:
- Probe: EX3DV4 - SN3820; ConvF(9.24, 9.24, 9.24); Calibrated: 2011-12-16
- Sensor-Surface: 4mm (Mechanical Surface Detection)
- Electronics: DAE3 Sn495; Calibrated: 2011-04-28
- Phantom: SAM_Right; Type: SAM; Serial: TP-1303
- Measurement SW: DASY4, V4.7 Build 80; Postprocessing SW: SEMCAD, V1.8 Build 186

Ch189/Area Scan (41x91x1): Measurement grid: dx=15mm, dy=15mm
Maximum value of SAR (interpolated) = 0.563 mW/g

Ch189/Zoom Scan (5x5x7)/Cube 0: Measurement grid: dx=8mm, dy=8mm, dz=5mm
Reference Value = 24.2 V/m; Power Drift = -0.054 dB
Peak SAR (extrapolated) = 0.748 W/kg
SAR(1 g) = 0.526 mW/g; SAR(10 g) = 0.362 mW/g
Maximum value of SAR (measured) = 0.560 mW/g

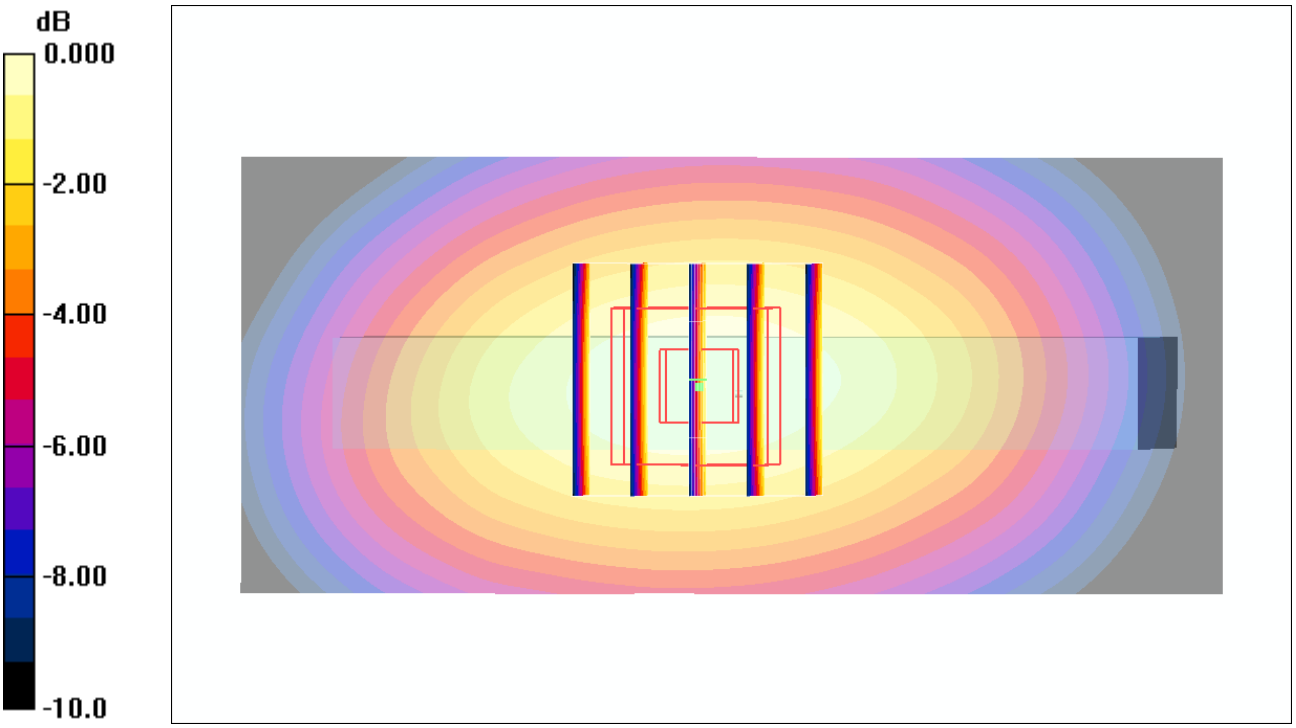

0 dB = 0.560mW/g

06 GSM850_GPRS12_Bottom Side_1cm_Ch189

DUT: 211214

Communication System: GSM850; Frequency: 836.4 MHz;Duty Cycle: 1:2
Medium: MSL_850_120322 Medium parameters used : f = 836.4 MHz; σ = 0.965 mho/m; ε_r = 54.5; ρ = 1000 kg/m^3
Ambient Temperature：22.6 ℃； Liquid Temperature：21.6 ℃

DASY4 Configuration:
- Probe: EX3DV4 - SN3820; ConvF(9.24, 9.24, 9.24); Calibrated: 2011-12-16
- Sensor-Surface: 4mm (Mechanical Surface Detection)
- Electronics: DAE3 Sn495; Calibrated: 2011-04-28
- Phantom: SAM_Right; Type: SAM; Serial: TP-1303
- Measurement SW: DASY4, V4.7 Build 80; Postprocessing SW: SEMCAD, V1.8 Build 186

Ch189/Area Scan (41x71x1): Measurement grid: dx=15mm, dy=15mm
Maximum value of SAR (interpolated) = 0.117 mW/g

Ch189/Zoom Scan (5x5x7)/Cube 0: Measurement grid: dx=8mm, dy=8mm, dz=5mm
Reference Value = 10.7 V/m; Power Drift = 0.054 dB
Peak SAR (extrapolated) = 0.220 W/kg
SAR(1 g) = 0.117 mW/g; SAR(10 g) = 0.066 mW/g
Maximum value of SAR (measured) = 0.130 mW/g

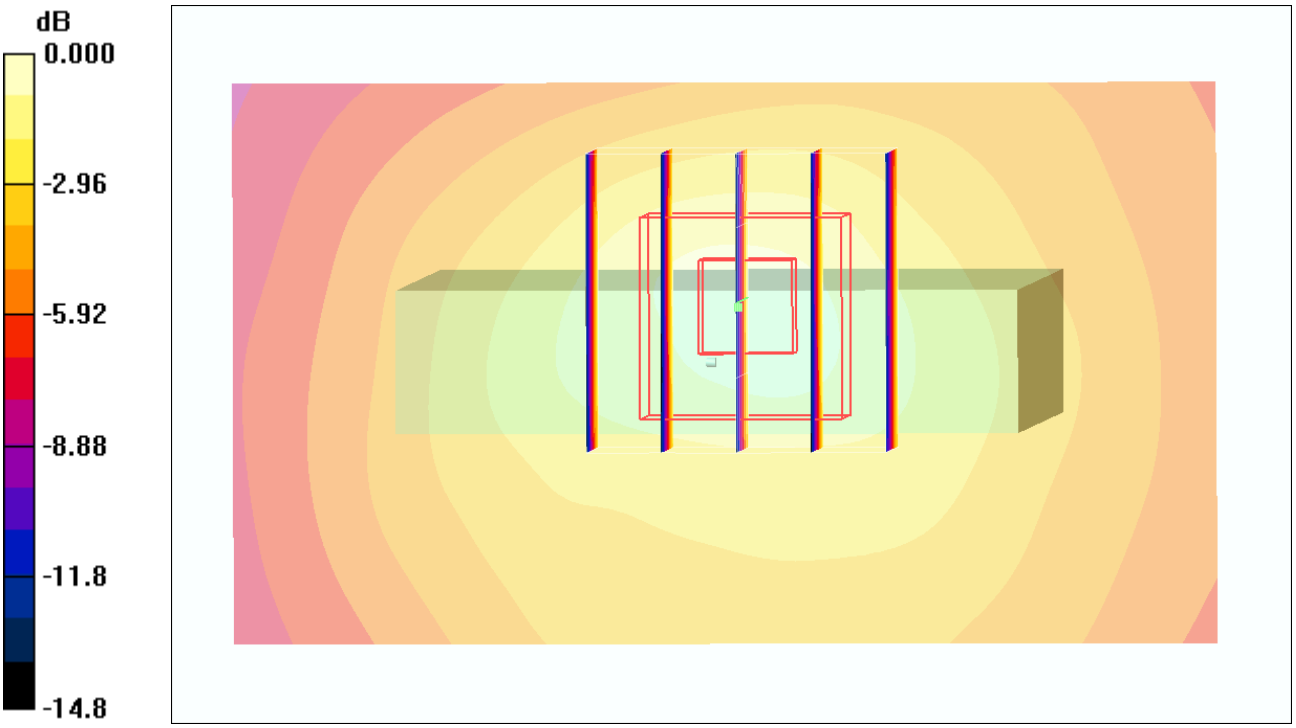

0 dB = 0.130mW/g

07 GSM850_GPRS12_Back_1cm_Ch128

DUT: 211214

Communication System: GSM850; Frequency: 824.2 MHz;Duty Cycle: 1:2
Medium: MSL_850_120322 Medium parameters used: f = 824.2 MHz; σ = 0.953 mho/m; ε_r = 54.6; ρ = 1000 kg/m^3
Ambient Temperature：22.6 ℃; Liquid Temperature：21.6 ℃

DASY4 Configuration:
- Probe: EX3DV4 - SN3820; ConvF(9.24, 9.24, 9.24); Calibrated: 2011-12-16
- Sensor-Surface: 4mm (Mechanical Surface Detection)
- Electronics: DAE3 Sn495; Calibrated: 2011-04-28
- Phantom: SAM_Right; Type: SAM; Serial: TP-1303
- Measurement SW: DASY4, V4.7 Build 80; Postprocessing SW: SEMCAD, V1.8 Build 186

Ch128/Area Scan (61x91x1): Measurement grid: dx=15mm, dy=15mm
Maximum value of SAR (interpolated) = 1.22 mW/g

Ch128/Zoom Scan (5x5x7)/Cube 0: Measurement grid: dx=8mm, dy=8mm, dz=5mm
Reference Value = 31.9 V/m; Power Drift = -0.015 dB
Peak SAR (extrapolated) = 1.65 W/kg
SAR(1 g) = 1.15 mW/g; SAR(10 g) = 0.798 mW/g
Maximum value of SAR (measured) = 1.21 mW/g

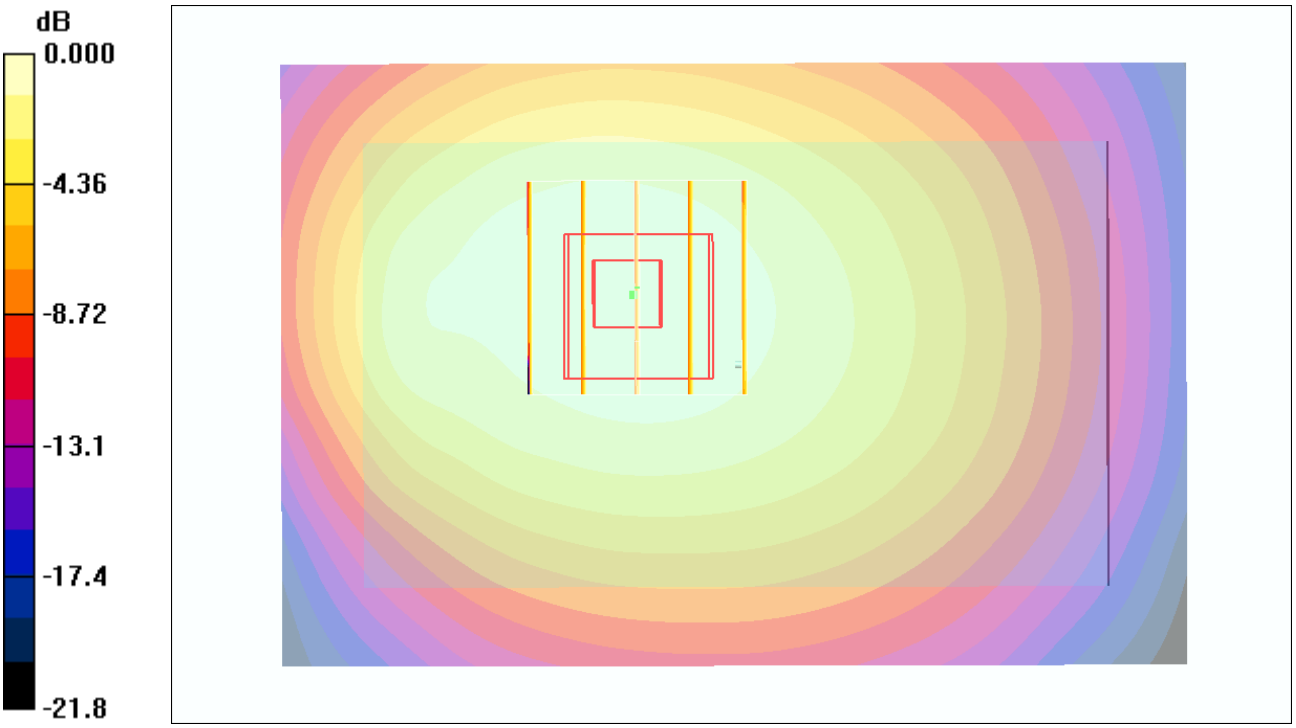

0 dB = 1.22mW/g

07 GSM850_GPRS12_Back_1cm_Ch128_2D

DUT: 211214

Communication System: GSM850; Frequency: 824.2 MHz;Duty Cycle: 1:2
Medium: MSL_850_120322 Medium parameters used : f = 824.2 MHz; σ = 0.953 mho/m; ε_r = 54.6; ρ = 1000 kg/m^3
Ambient Temperature：22.6 ℃; Liquid Temperature：21.6 ℃

DASY4 Configuration:
- Probe: EX3DV4 - SN3820; ConvF(9.24, 9.24, 9.24); Calibrated: 2011-12-16
- Sensor-Surface: 4mm (Mechanical Surface Detection)
- Electronics: DAE3 Sn495; Calibrated: 2011-04-28
- Phantom: SAM_Right; Type: SAM; Serial: TP-1303
- Measurement SW: DASY4, V4.7 Build 80; Postprocessing SW: SEMCAD, V1.8 Build 186

Ch128/Area Scan (61x91x1): Measurement grid: dx=15mm, dy=15mm
Maximum value of SAR (interpolated) = 1.22 mW/g

Ch128/Zoom Scan (5x5x7)/Cube 0: Measurement grid: dx=8mm, dy=8mm, dz=5mm
Reference Value = 31.9 V/m; Power Drift = -0.015 dB
Peak SAR (extrapolated) = 1.65 W/kg
SAR(1 g) = 1.15 mW/g; SAR(10 g) = 0.798 mW/g
Maximum value of SAR (measured) = 1.21 mW/g

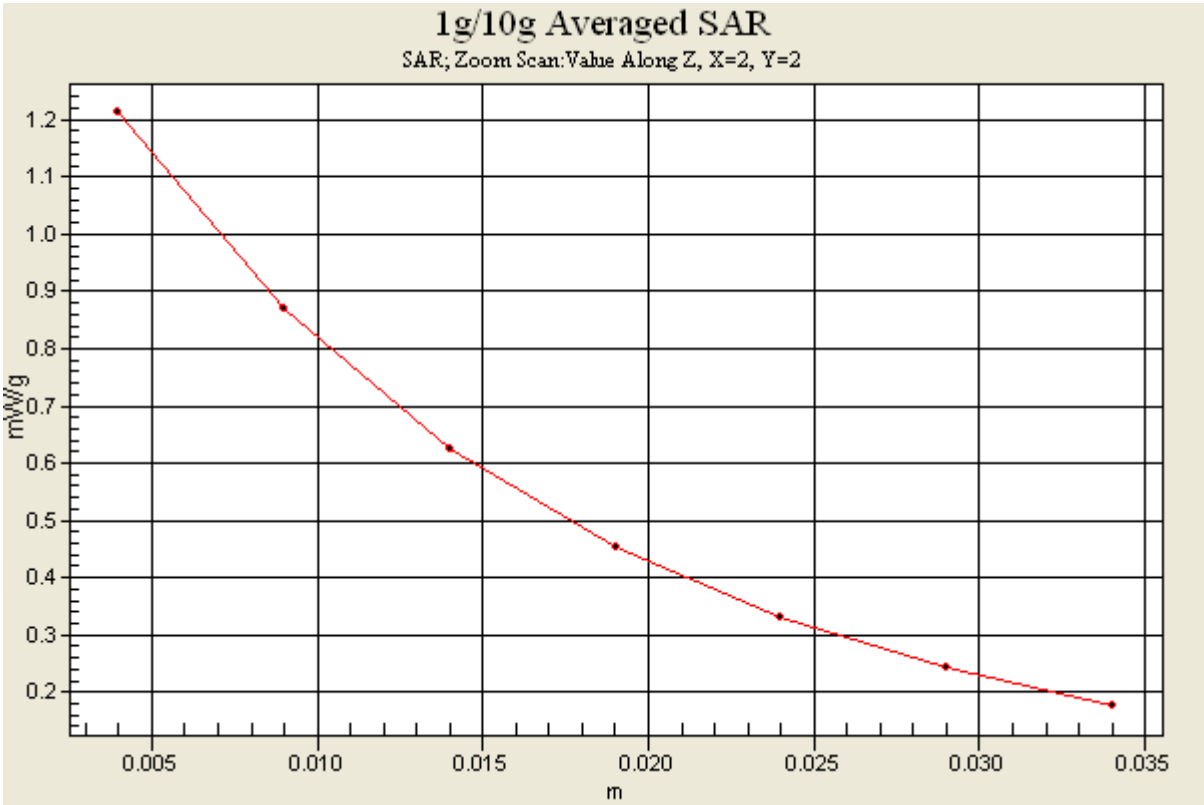

34 GSM850_GPRS12_Back_1cm_Ch251

DUT: 211214

Communication System: GSM850; Frequency: 848.8 MHz;Duty Cycle: 1:2
Medium: MSL_850_120322 Medium parameters used: f = 849 MHz; σ = 0.977 mho/m; ε_r = 54.4; ρ = 1000 kg/m^3
Ambient Temperature：22.6 ℃; Liquid Temperature：21.6 ℃

DASY4 Configuration:
- Probe: EX3DV4 - SN3820; ConvF(9.24, 9.24, 9.24); Calibrated: 2011-12-16
- Sensor-Surface: 4mm (Mechanical Surface Detection)
- Electronics: DAE3 Sn495; Calibrated: 2011-04-28
- Phantom: SAM_Right; Type: SAM; Serial: TP-1303
- Measurement SW: DASY4, V4.7 Build 80; Postprocessing SW: SEMCAD, V1.8 Build 186

Ch251/Area Scan (61x91x1): Measurement grid: dx=15mm, dy=15mm
Maximum value of SAR (interpolated) = 0.969 mW/g

Ch251/Zoom Scan (5x5x7)/Cube 0: Measurement grid: dx=8mm, dy=8mm, dz=5mm
Reference Value = 28.3 V/m; Power Drift = 0.034 dB
Peak SAR (extrapolated) = 1.34 W/kg
SAR(1 g) = 0.927 mW/g; SAR(10 g) = 0.640 mW/g
Maximum value of SAR (measured) = 0.992 mW/g

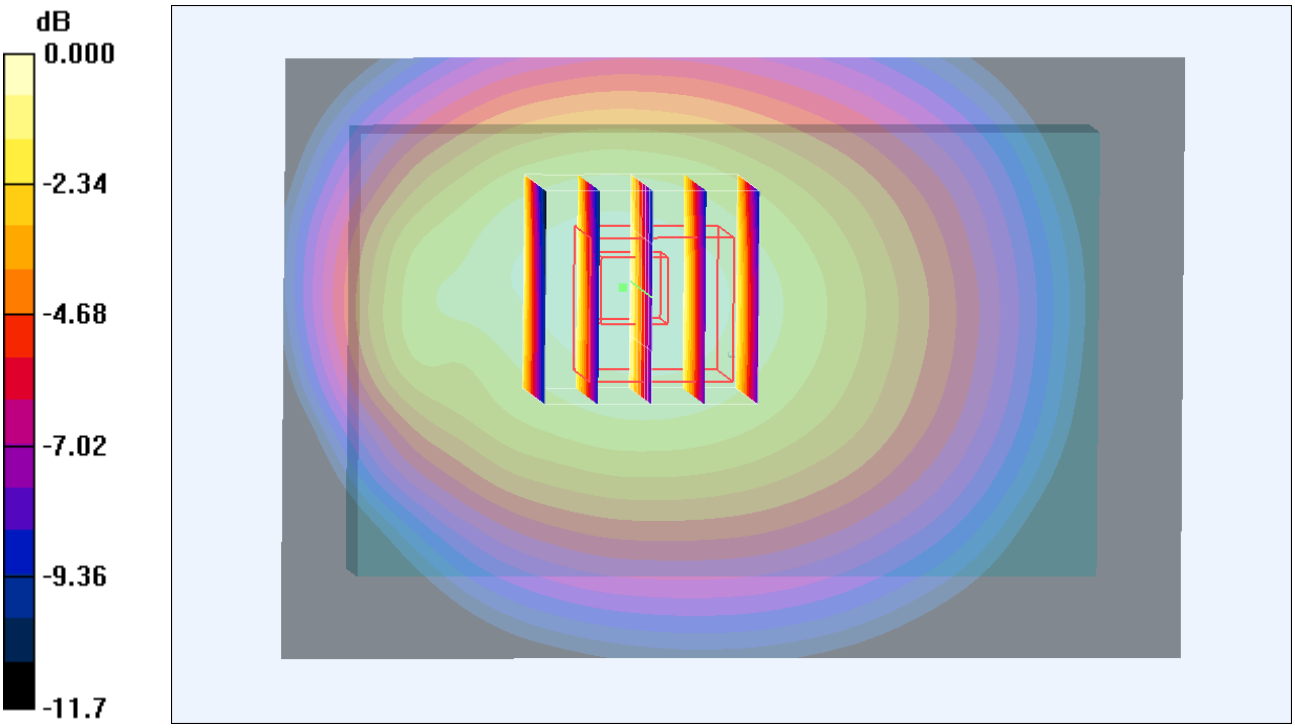

0 dB = 0.992mW/g

01 GSM850_GPRS12_Front_1cm_Ch189

DUT: 211214

Communication System: GSM850; Frequency: 836.4 MHz;Duty Cycle: 1:2
Medium: MSL_850_120322 Medium parameters used : f = 836.4 MHz; σ = 0.965 mho/m; ε_r = 54.5; ρ = 1000 kg/m^3
Ambient Temperature：22.6 ℃; Liquid Temperature：21.6 ℃

DASY4 Configuration:
- Probe: EX3DV4 - SN3820; ConvF(9.24, 9.24, 9.24); Calibrated: 2011-12-16
- Sensor-Surface: 4mm (Mechanical Surface Detection)
- Electronics: DAE3 Sn495; Calibrated: 2011-04-28
- Phantom: SAM_Right; Type: SAM; Serial: TP-1303
- Measurement SW: DASY4, V4.7 Build 80; Postprocessing SW: SEMCAD, V1.8 Build 186

Ch189/Area Scan (61x91x1): Measurement grid: dx=15mm, dy=15mm
Maximum value of SAR (interpolated) = 0.833 mW/g

Ch189/Zoom Scan (5x5x7)/Cube 0: Measurement grid: dx=8mm, dy=8mm, dz=5mm
Reference Value = 25.6 V/m; Power Drift = -0.069 dB
Peak SAR (extrapolated) = 1.10 W/kg
SAR(1 g) = 0.772 mW/g; SAR(10 g) = 0.540 mW/g
Maximum value of SAR (measured) = 0.823 mW/g

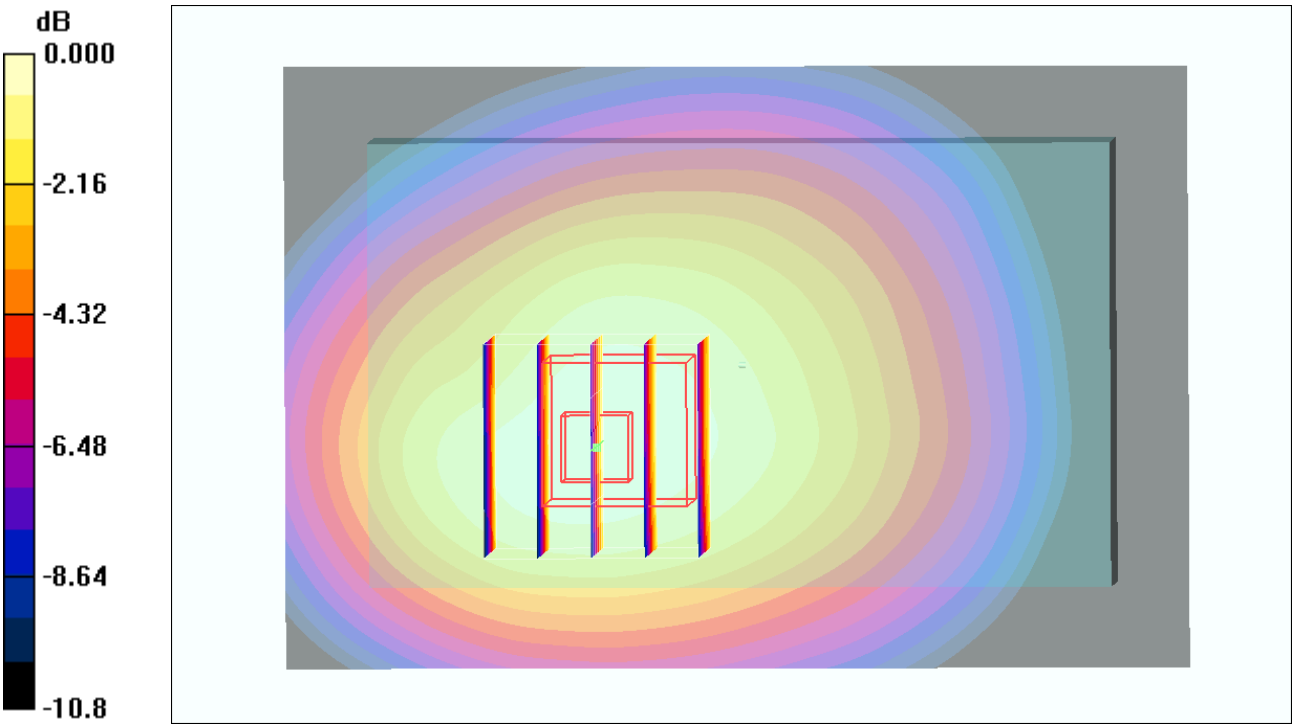

0 dB = 0.823mW/g

02 GSM850_GPRS12_Back_1cm_Ch189

DUT: 211214

Communication System: GSM850; Frequency: 836.4 MHz;Duty Cycle: 1:2
Medium: MSL_850_120322 Medium parameters used: f = 836.4 MHz; σ = 0.965 mho/m; ε_r = 54.5; ρ = 1000 kg/m^3
Ambient Temperature：22.6 ℃; Liquid Temperature：21.6 ℃

DASY4 Configuration:
- Probe: EX3DV4 - SN3820; ConvF(9.24, 9.24, 9.24); Calibrated: 2011-12-16
- Sensor-Surface: 4mm (Mechanical Surface Detection)
- Electronics: DAE3 Sn495; Calibrated: 2011-04-28
- Phantom: SAM_Right; Type: SAM; Serial: TP-1303
- Measurement SW: DASY4, V4.7 Build 80; Postprocessing SW: SEMCAD, V1.8 Build 186

Ch189/Area Scan (61x91x1): Measurement grid: dx=15mm, dy=15mm
Maximum value of SAR (interpolated) = 1.11 mW/g

Ch189/Zoom Scan (5x5x7)/Cube 0: Measurement grid: dx=8mm, dy=8mm, dz=5mm
Reference Value = 31.1 V/m; Power Drift = -0.120 dB
Peak SAR (extrapolated) = 1.54 W/kg
SAR(1 g) = 1.06 mW/g; SAR(10 g) = 0.733 mW/g
Maximum value of SAR (measured) = 1.12 mW/g

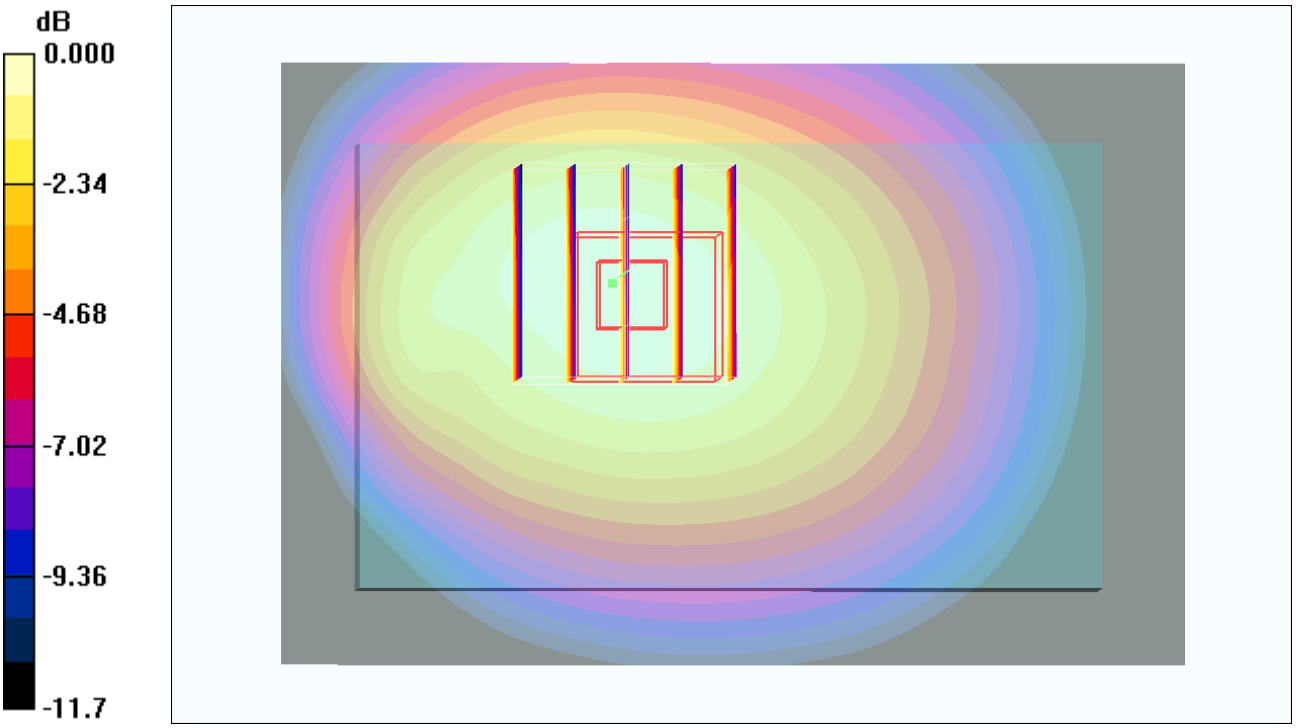

0 dB = 1.12mW/g

07 GSM850_GPRS12_Back_1cm_Ch128

DUT: 211214

Communication System: GSM850; Frequency: 824.2 MHz;Duty Cycle: 1:2
Medium: MSL_850_120322 Medium parameters used: f = 824.2 MHz; σ = 0.953 mho/m; ε_r = 54.6; ρ = 1000 kg/m^3
Ambient Temperature：22.6 ℃; Liquid Temperature：21.6 ℃

DASY4 Configuration:
- Probe: EX3DV4 - SN3820; ConvF(9.24, 9.24, 9.24); Calibrated: 2011-12-16
- Sensor-Surface: 4mm (Mechanical Surface Detection)
- Electronics: DAE3 Sn495; Calibrated: 2011-04-28
- Phantom: SAM_Right; Type: SAM; Serial: TP-1303
- Measurement SW: DASY4, V4.7 Build 80; Postprocessing SW: SEMCAD, V1.8 Build 186

Ch128/Area Scan (61x91x1): Measurement grid: dx=15mm, dy=15mm
Maximum value of SAR (interpolated) = 1.22 mW/g

Ch128/Zoom Scan (5x5x7)/Cube 0: Measurement grid: dx=8mm, dy=8mm, dz=5mm
Reference Value = 31.9 V/m; Power Drift = -0.015 dB
Peak SAR (extrapolated) = 1.65 W/kg
SAR(1 g) = 1.15 mW/g; SAR(10 g) = 0.798 mW/g
Maximum value of SAR (measured) = 1.21 mW/g

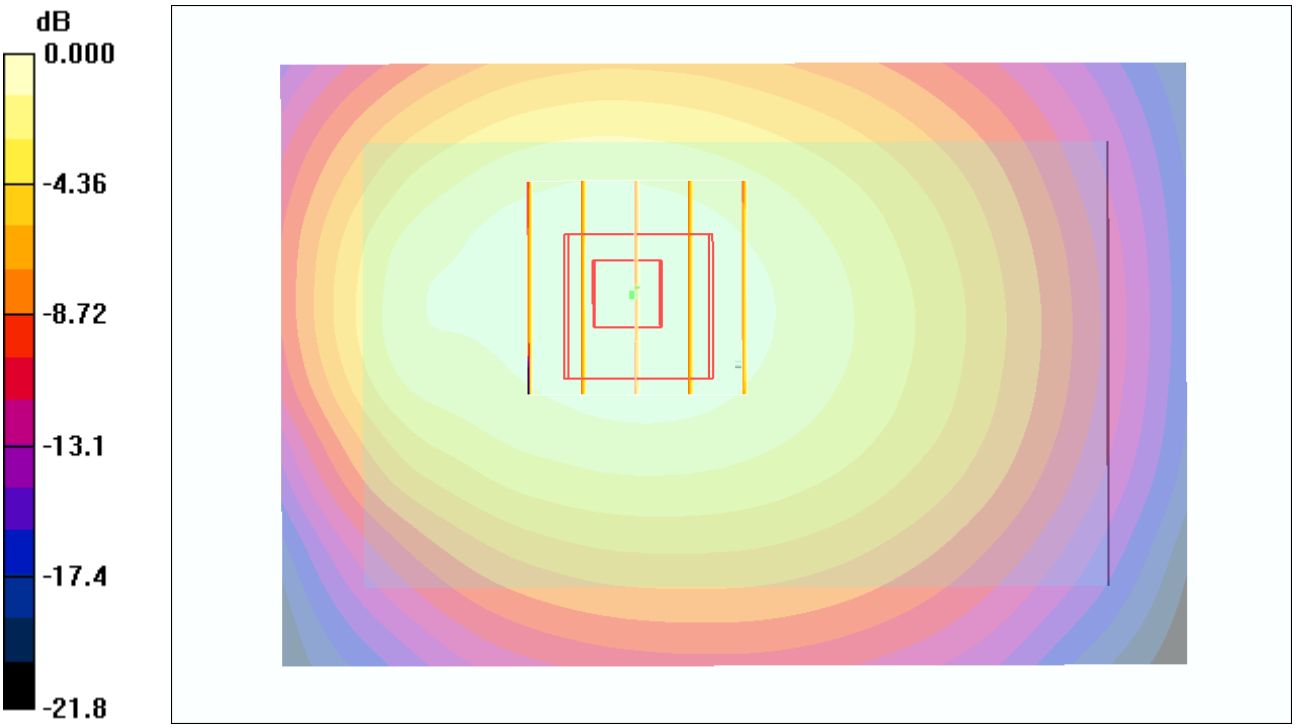

0 dB = 1.22mW/g

34 GSM850_GPRS12_Back_1cm_Ch251

DUT: 211214

Communication System: GSM850; Frequency: 848.8 MHz;Duty Cycle: 1:2
Medium: MSL_850_120322 Medium parameters used: f = 849 MHz; σ = 0.977 mho/m; ε_r = 54.4; ρ = 1000 kg/m^3
Ambient Temperature：22.6 ℃; Liquid Temperature：21.6 ℃

DASY4 Configuration:
- Probe: EX3DV4 - SN3820; ConvF(9.24, 9.24, 9.24); Calibrated: 2011-12-16
- Sensor-Surface: 4mm (Mechanical Surface Detection)
- Electronics: DAE3 Sn495; Calibrated: 2011-04-28
- Phantom: SAM_Right; Type: SAM; Serial: TP-1303
- Measurement SW: DASY4, V4.7 Build 80; Postprocessing SW: SEMCAD, V1.8 Build 186

Ch251/Area Scan (61x91x1): Measurement grid: dx=15mm, dy=15mm
Maximum value of SAR (interpolated) = 0.969 mW/g

Ch251/Zoom Scan (5x5x7)/Cube 0: Measurement grid: dx=8mm, dy=8mm, dz=5mm
Reference Value = 28.3 V/m; Power Drift = 0.034 dB
Peak SAR (extrapolated) = 1.34 W/kg
SAR(1 g) = 0.927 mW/g; SAR(10 g) = 0.640 mW/g
Maximum value of SAR (measured) = 0.992 mW/g

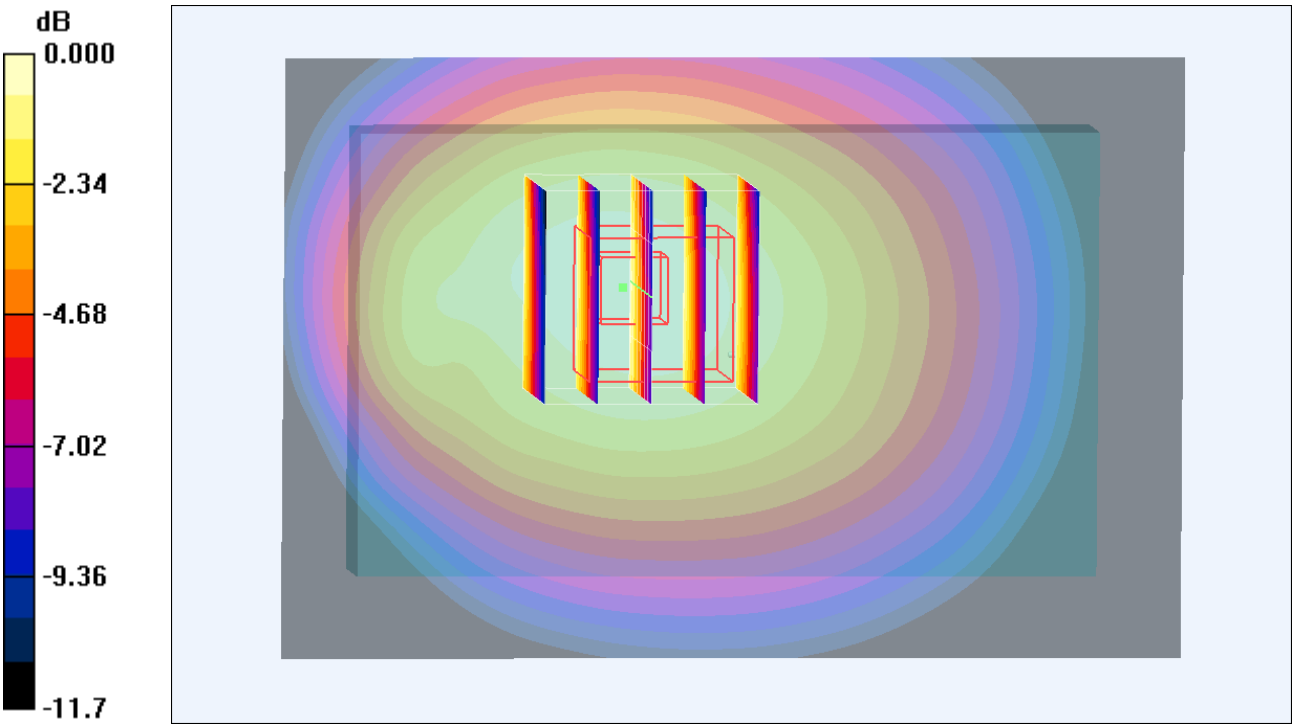

0 dB = 0.992mW/g

35 GSM850_GPRS12_Back_1cm_Ch128_Earphone

DUT: 211214

Communication System: GSM850; Frequency: 824.2 MHz;Duty Cycle: 1:2
Medium: MSL_850_120322 Medium parameters used : f = 824.2 MHz; σ = 0.953 mho/m; ε_r = 54.6; ρ = 1000 kg/m^3
Ambient Temperature：22.6 ℃； Liquid Temperature：21.6 ℃

DASY4 Configuration:
- Probe: EX3DV4 - SN3820; ConvF(9.24, 9.24, 9.24); Calibrated: 2011-12-16
- Sensor-Surface: 4mm (Mechanical Surface Detection)
- Electronics: DAE3 Sn495; Calibrated: 2011-04-28
- Phantom: SAM_Right; Type: SAM; Serial: TP-1303
- Measurement SW: DASY4, V4.7 Build 80; Postprocessing SW: SEMCAD, V1.8 Build 186

Ch128/Area Scan (61x91x1): Measurement grid: dx=15mm, dy=15mm
Maximum value of SAR (interpolated) = 0.932 mW/g

Ch128/Zoom Scan (5x5x7)/Cube 0: Measurement grid: dx=8mm, dy=8mm, dz=5mm
Reference Value = 26.5 V/m; Power Drift = -0.076 dB
Peak SAR (extrapolated) = 1.28 W/kg
SAR(1 g) = 0.850 mW/g; SAR(10 g) = 0.583 mW/g
Maximum value of SAR (measured) = 0.916 mW/g

Ch128/Zoom Scan (5x5x7)/Cube 1: Measurement grid: dx=8mm, dy=8mm, dz=5mm
Reference Value = 26.5 V/m; Power Drift = -0.076 dB
Peak SAR (extrapolated) = 1.26 W/kg
SAR(1 g) = 0.772 mW/g; SAR(10 g) = 0.490 mW/g
Maximum value of SAR (measured) = 0.867 mW/g

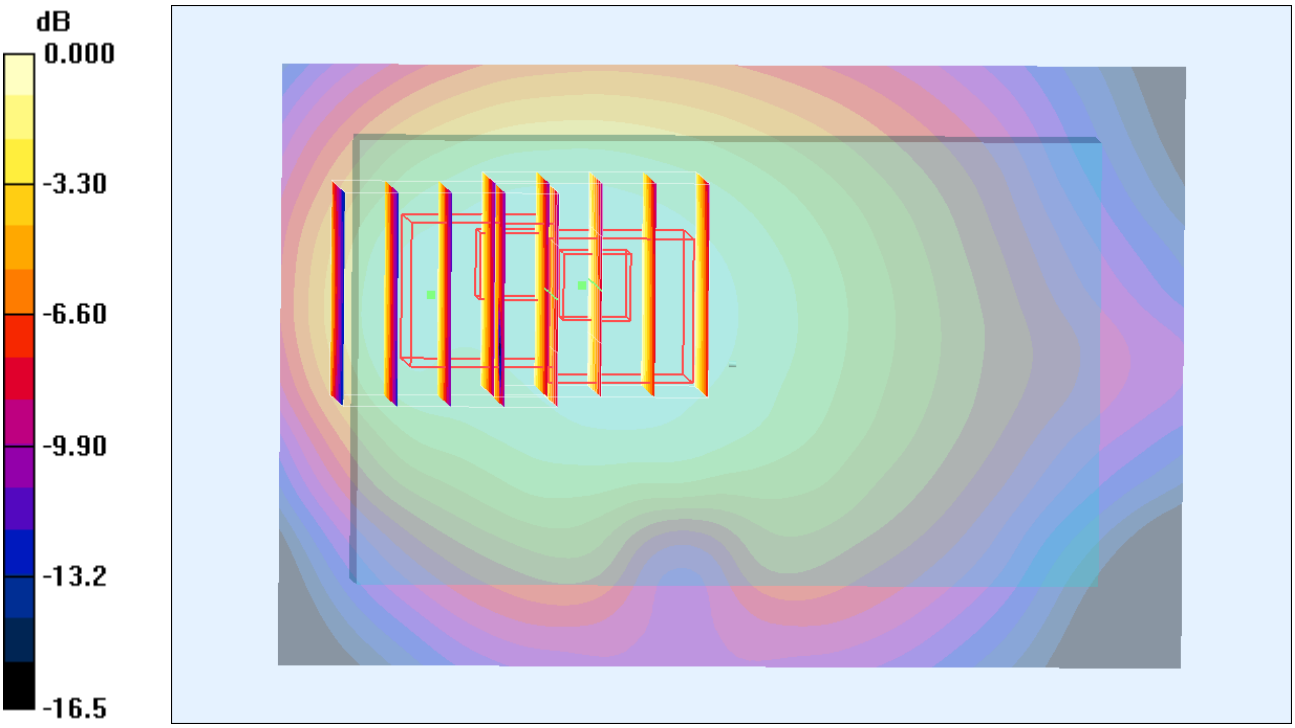

0 dB = 0.867mW/g

36 GSM850_GPRS12_Back_1cm_Ch189_Earphone

DUT: 211214

Communication System: GSM850; Frequency: 836.4 MHz;Duty Cycle: 1:2
Medium: MSL_850_120322 Medium parameters used : f = 836.4 MHz; σ = 0.965 mho/m; ε_r = 54.5; ρ = 1000 kg/m^3
Ambient Temperature：22.6 ℃; Liquid Temperature：21.6 ℃

DASY4 Configuration:
- Probe: EX3DV4 - SN3820; ConvF(9.24, 9.24, 9.24); Calibrated: 2011-12-16
- Sensor-Surface: 4mm (Mechanical Surface Detection)
- Electronics: DAE3 Sn495; Calibrated: 2011-04-28
- Phantom: SAM_Right; Type: SAM; Serial: TP-1303
- Measurement SW: DASY4, V4.7 Build 80; Postprocessing SW: SEMCAD, V1.8 Build 186

Ch189/Area Scan (61x91x1): Measurement grid: dx=15mm, dy=15mm
Maximum value of SAR (interpolated) = 0.884 mW/g

Ch189/Zoom Scan (5x5x7)/Cube 0: Measurement grid: dx=8mm, dy=8mm, dz=5mm
Reference Value = 25.7 V/m; Power Drift = 0.017 dB
Peak SAR (extrapolated) = 1.33 W/kg
SAR(1 g) = 0.808 mW/g; SAR(10 g) = 0.555 mW/g
Maximum value of SAR (measured) = 0.854 mW/g

Ch189/Zoom Scan (5x5x7)/Cube 1: Measurement grid: dx=8mm, dy=8mm, dz=5mm
Reference Value = 25.7 V/m; Power Drift = 0.017 dB
Peak SAR (extrapolated) = 1.19 W/kg
SAR(1 g) = 0.733 mW/g; SAR(10 g) = 0.465 mW/g
Maximum value of SAR (measured) = 0.812 mW/g

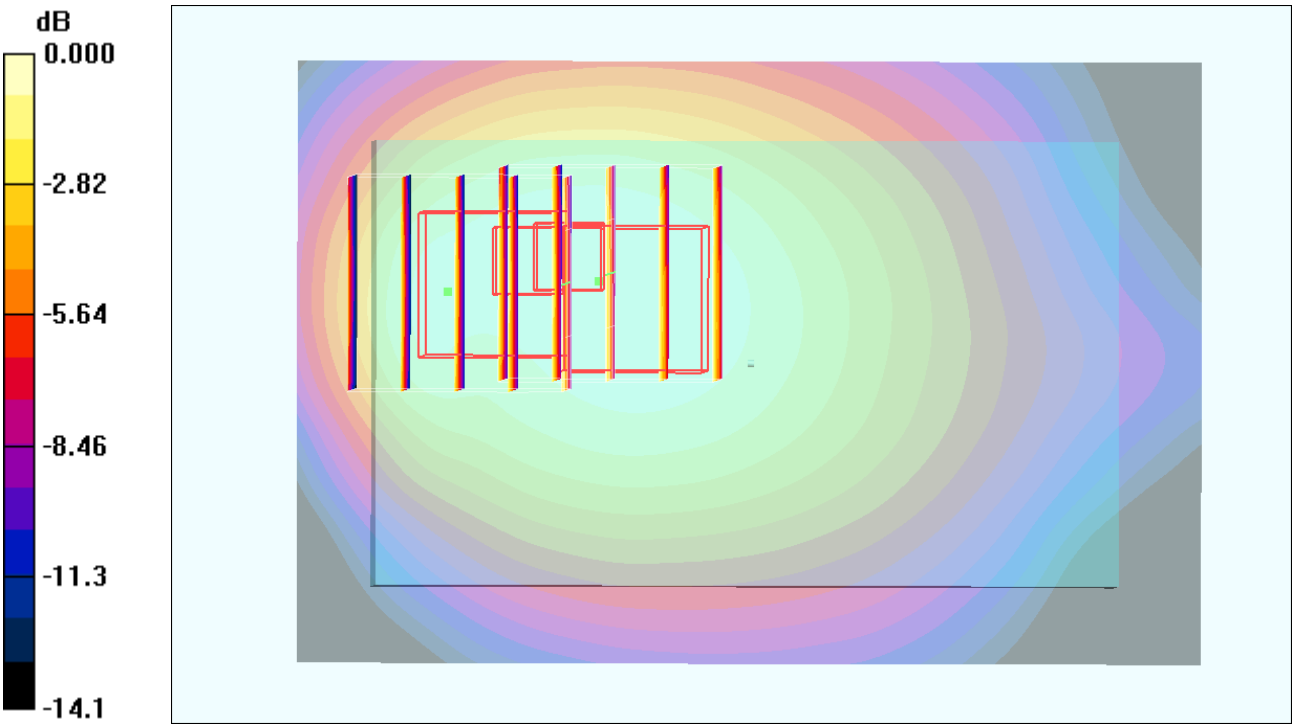

0 dB = 0.812mW/g

37 GSM850_GPRS12_Back_1cm_Ch251_Earphone

DUT: 211214

Communication System: GSM850; Frequency: 848.8 MHz;Duty Cycle: 1:2
Medium: MSL_850_120322 Medium parameters used: f = 849 MHz; σ = 0.977 mho/m; ε_r = 54.4; ρ = 1000 kg/m^3
Ambient Temperature：22.6 ℃； Liquid Temperature：21.6 ℃

DASY4 Configuration:
- Probe: EX3DV4 - SN3820; ConvF(9.24, 9.24, 9.24); Calibrated: 2011-12-16
- Sensor-Surface: 4mm (Mechanical Surface Detection)
- Electronics: DAE3 Sn495; Calibrated: 2011-04-28
- Phantom: SAM_Right; Type: SAM; Serial: TP-1303
- Measurement SW: DASY4, V4.7 Build 80; Postprocessing SW: SEMCAD, V1.8 Build 186

Ch251/Area Scan (61x91x1): Measurement grid: dx=15mm, dy=15mm
Maximum value of SAR (interpolated) = 0.787 mW/g

Ch251/Zoom Scan (5x5x7)/Cube 0: Measurement grid: dx=8mm, dy=8mm, dz=5mm
Reference Value = 23.5 V/m; Power Drift = 0.184 dB
Peak SAR (extrapolated) = 1.07 W/kg
SAR(1 g) = 0.742 mW/g; SAR(10 g) = 0.506 mW/g
Maximum value of SAR (measured) = 0.786 mW/g

Ch251/Zoom Scan (5x5x7)/Cube 1: Measurement grid: dx=8mm, dy=8mm, dz=5mm
Reference Value = 23.5 V/m; Power Drift = 0.184 dB
Peak SAR (extrapolated) = 1.08 W/kg
SAR(1 g) = 0.672 mW/g; SAR(10 g) = 0.413 mW/g
Maximum value of SAR (measured) = 0.724 mW/g

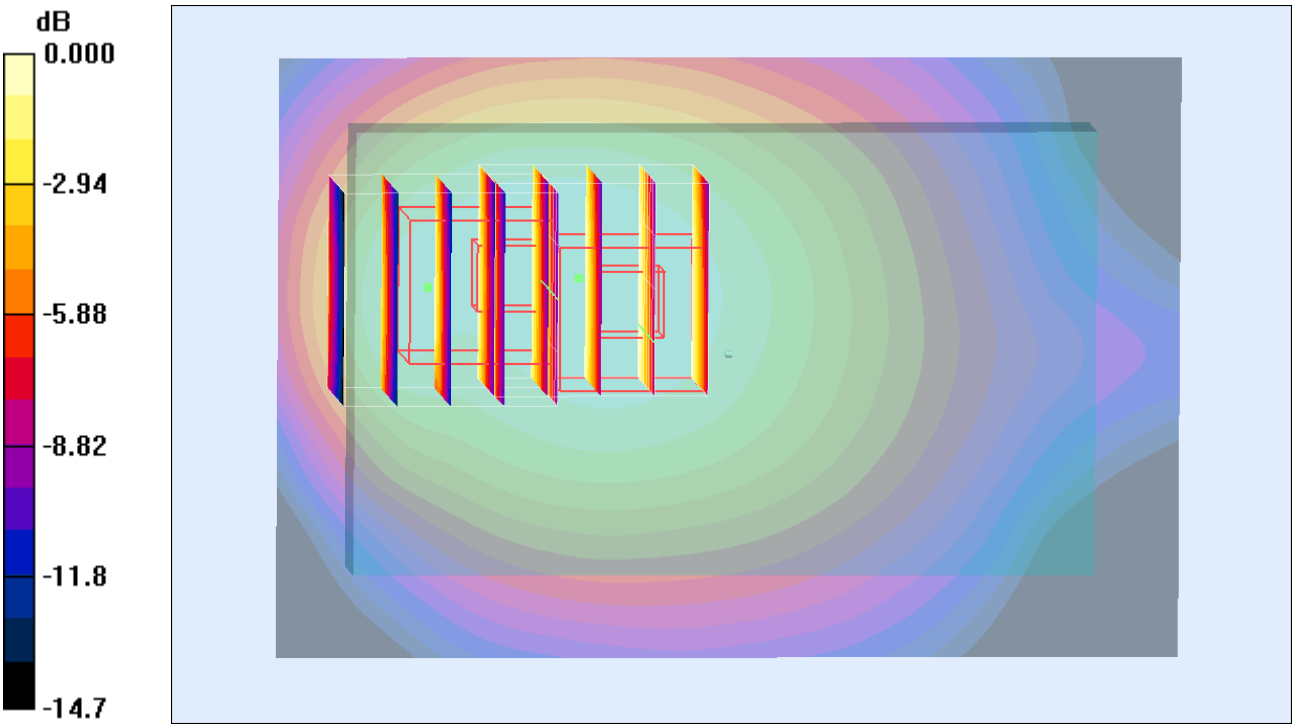

0 dB = 0.724mW/g

27 GSM1900_GPRS12_Front_1cm_Ch810

DUT: 211214

Communication System: PCS; Frequency: 1909.8 MHz;Duty Cycle: 1:2
Medium: MSL_1900_120321 Medium parameters used: f = 1910 MHz; σ = 1.54 mho/m; ε_r = 52.8; ρ = 1000 kg/m^3
Ambient Temperature：22.5 ℃； Liquid Temperature：21.5 ℃

DASY4 Configuration:
- Probe: EX3DV4 - SN3820; ConvF(8.04, 8.04, 8.04); Calibrated: 2011-12-16
- Sensor-Surface: 4mm (Mechanical Surface Detection)
- Electronics: DAE3 Sn495; Calibrated: 2011-04-28
- Phantom: SAM_Right; Type: SAM; Serial: TP-1303
- Measurement SW: DASY4, V4.7 Build 80; Postprocessing SW: SEMCAD, V1.8 Build 186

Ch810/Area Scan (61x91x1): Measurement grid: dx=15mm, dy=15mm
Maximum value of SAR (interpolated) = 0.532 mW/g

Ch810/Zoom Scan (5x5x7)/Cube 0: Measurement grid: dx=8mm, dy=8mm, dz=5mm
Reference Value = 7.35 V/m; Power Drift = -0.113 dB
Peak SAR (extrapolated) = 0.753 W/kg
SAR(1 g) = 0.468 mW/g; SAR(10 g) = 0.272 mW/g
Maximum value of SAR (measured) = 0.512 mW/g

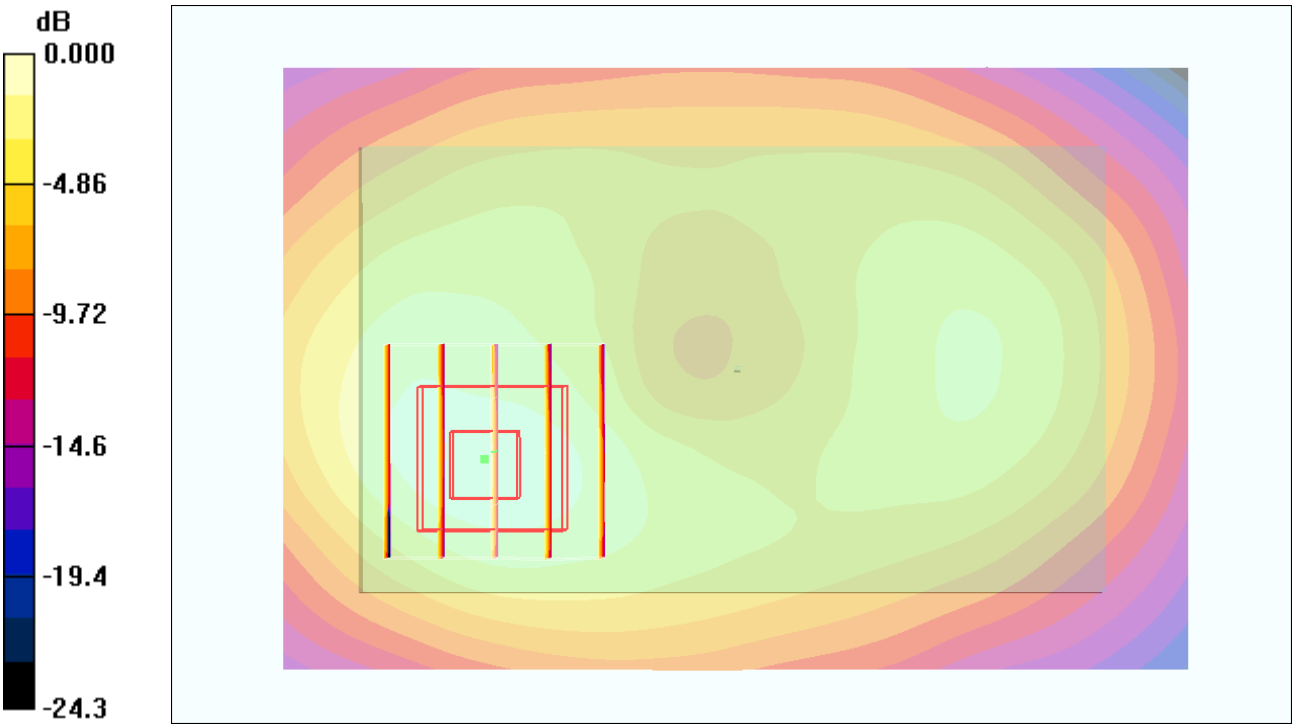

0 dB = 0.532mW/g

28 GSM1900_GPRS12_Back_1cm_Ch810

DUT: 211214

Communication System: PCS; Frequency: 1909.8 MHz;Duty Cycle: 1:2
Medium: MSL_1900_120321 Medium parameters used: f = 1910 MHz; σ = 1.54 mho/m; ε_r = 52.8; ρ = 1000 kg/m^3
Ambient Temperature：22.5 ℃; Liquid Temperature：21.5 ℃

DASY4 Configuration:
- Probe: EX3DV4 - SN3820; ConvF(8.04, 8.04, 8.04); Calibrated: 2011-12-16
- Sensor-Surface: 4mm (Mechanical Surface Detection)
- Electronics: DAE3 Sn495; Calibrated: 2011-04-28
- Phantom: SAM_Right; Type: SAM; Serial: TP-1303
- Measurement SW: DASY4, V4.7 Build 80; Postprocessing SW: SEMCAD, V1.8 Build 186

Ch810/Area Scan (61x91x1): Measurement grid: dx=15mm, dy=15mm
Maximum value of SAR (interpolated) = 0.512 mW/g

Ch810/Zoom Scan (5x5x7)/Cube 0: Measurement grid: dx=8mm, dy=8mm, dz=5mm
Reference Value = 7.21 V/m; Power Drift = -0.122 dB
Peak SAR (extrapolated) = 0.738 W/kg
SAR(1 g) = 0.461 mW/g; SAR(10 g) = 0.272 mW/g
Maximum value of SAR (measured) = 0.503 mW/g

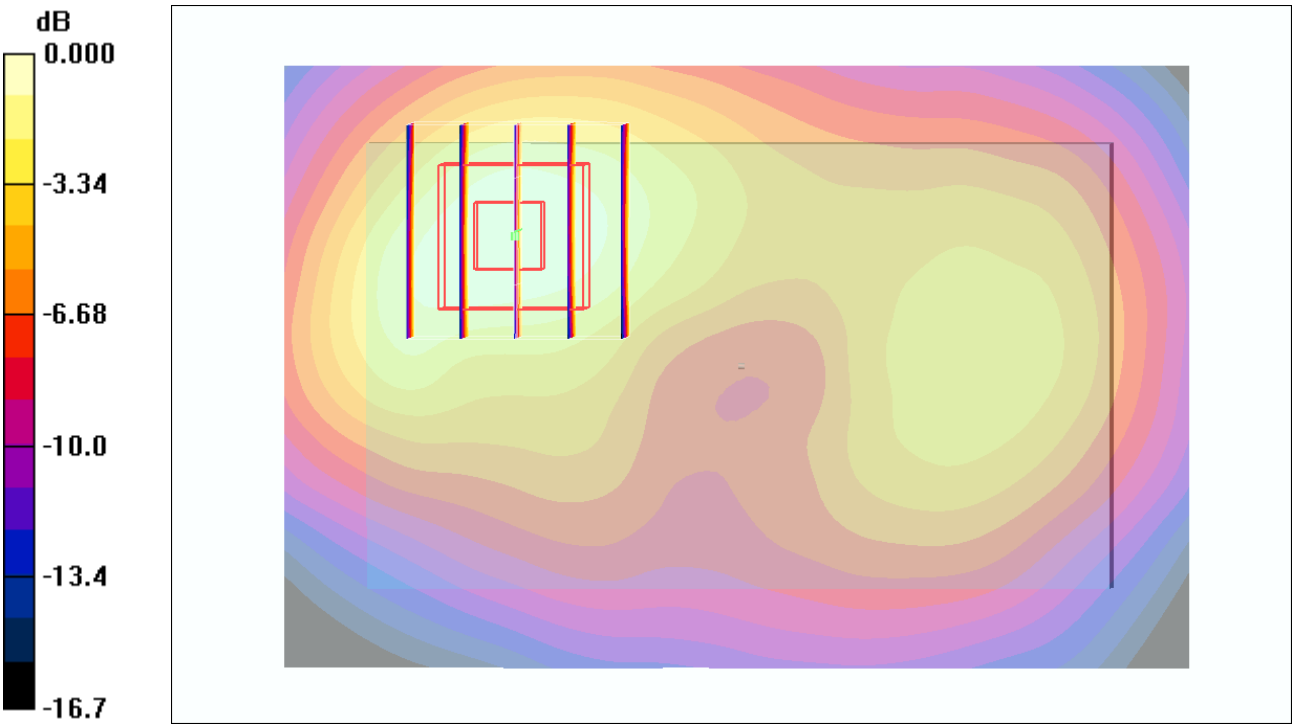

0 dB = 0.503mW/g

29 GSM1900_GPRS12_Left Side_1cm_Ch810

DUT: 211214

Communication System: PCS; Frequency: 1909.8 MHz;Duty Cycle: 1:2
Medium: MSL_1900_120321 Medium parameters used: f = 1910 MHz; σ = 1.54 mho/m; ε_r = 52.8; ρ = 1000 kg/m^3
Ambient Temperature：22.5 ℃; Liquid Temperature：21.5 ℃

DASY4 Configuration:
- Probe: EX3DV4 - SN3820; ConvF(8.04, 8.04, 8.04); Calibrated: 2011-12-16
- Sensor-Surface: 4mm (Mechanical Surface Detection)
- Electronics: DAE3 Sn495; Calibrated: 2011-04-28
- Phantom: SAM_Right; Type: SAM; Serial: TP-1303
- Measurement SW: DASY4, V4.7 Build 80; Postprocessing SW: SEMCAD, V1.8 Build 186

Ch810/Area Scan (31x91x1): Measurement grid: dx=15mm, dy=15mm
Maximum value of SAR (interpolated) = 0.132 mW/g

Ch810/Zoom Scan (5x5x7)/Cube 0: Measurement grid: dx=8mm, dy=8mm, dz=5mm
Reference Value = 8.82 V/m; Power Drift = 0.060 dB
Peak SAR (extrapolated) = 0.192 W/kg
SAR(1 g) = 0.119 mW/g; SAR(10 g) = 0.070 mW/g
Maximum value of SAR (measured) = 0.128 mW/g

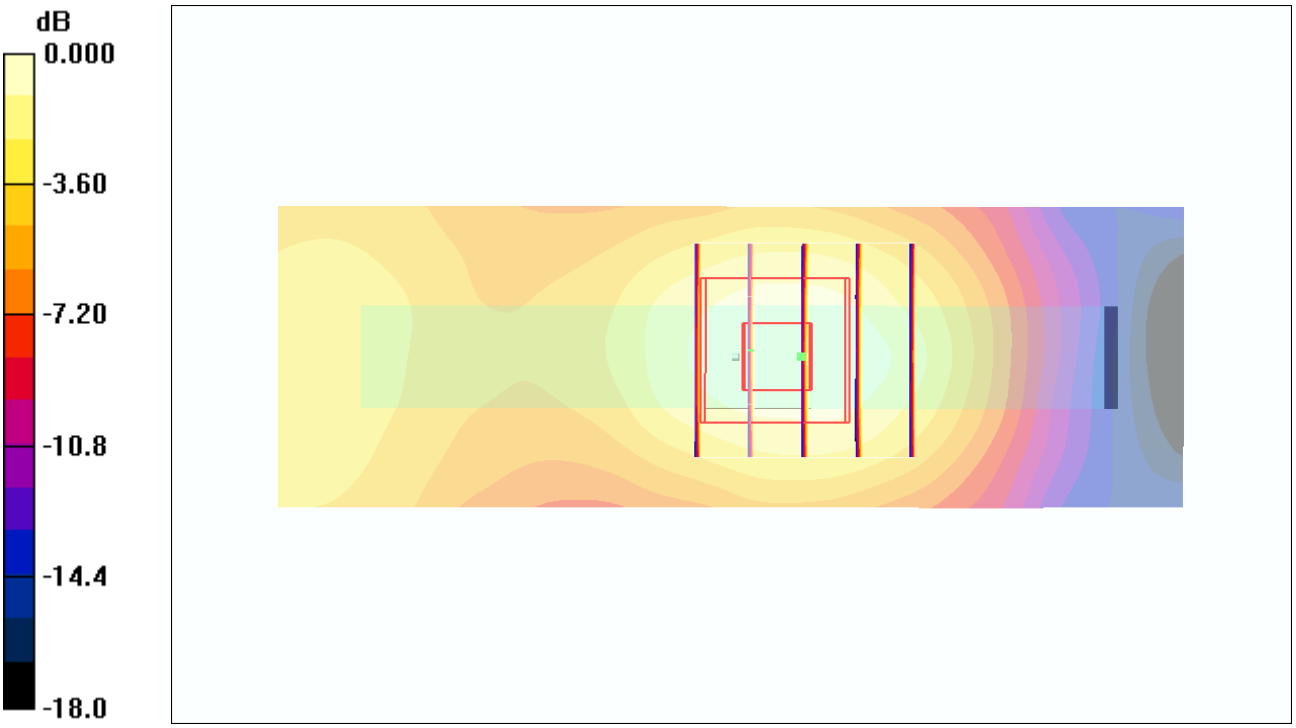

0 dB = 0.128mW/g

30 GSM1900_GPRS12_Right Side_1cm_Ch810

DUT: 211214

Communication System: PCS; Frequency: 1909.8 MHz;Duty Cycle: 1:2
Medium: MSL_1900_120321 Medium parameters used: f = 1910 MHz; σ = 1.54 mho/m; ε_r = 52.8; ρ = 1000 kg/m^3
Ambient Temperature：22.5 ℃; Liquid Temperature：21.5 ℃

DASY4 Configuration:
- Probe: EX3DV4 - SN3820; ConvF(8.04, 8.04, 8.04); Calibrated: 2011-12-16
- Sensor-Surface: 4mm (Mechanical Surface Detection)
- Electronics: DAE3 Sn495; Calibrated: 2011-04-28
- Phantom: SAM_Right; Type: SAM; Serial: TP-1303
- Measurement SW: DASY4, V4.7 Build 80; Postprocessing SW: SEMCAD, V1.8 Build 186

Ch810/Area Scan (31x91x1): Measurement grid: dx=15mm, dy=15mm
Maximum value of SAR (interpolated) = 0.249 mW/g

Ch810/Zoom Scan (5x5x7)/Cube 0: Measurement grid: dx=8mm, dy=8mm, dz=5mm
Reference Value = 12.1 V/m; Power Drift = -0.064 dB
Peak SAR (extrapolated) = 0.351 W/kg
SAR(1 g) = 0.222 mW/g; SAR(10 g) = 0.135 mW/g
Maximum value of SAR (measured) = 0.239 mW/g

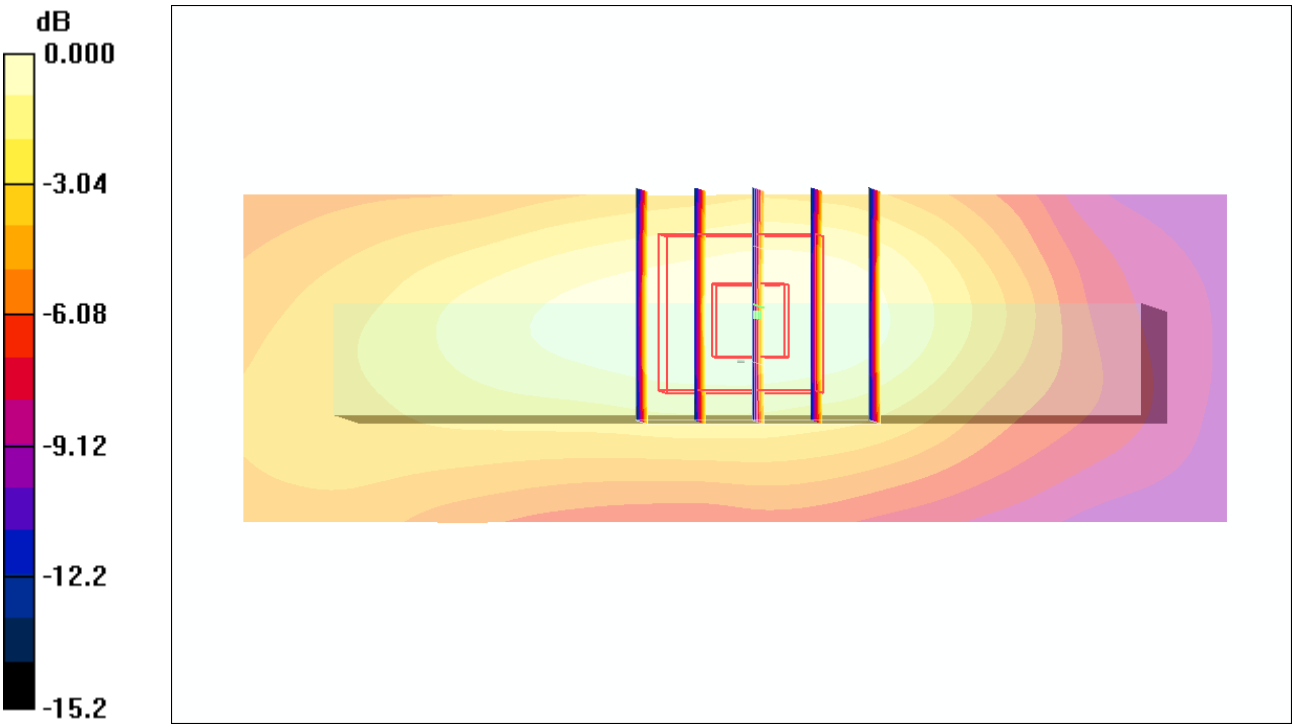

0 dB = 0.239mW/g

32 GSM1900_GPRS12_Bottom Side_1cm_Ch810

DUT: 211214

Communication System: PCS; Frequency: 1909.8 MHz;Duty Cycle: 1:2
Medium: MSL_1900_120321 Medium parameters used: f = 1910 MHz; σ = 1.54 mho/m; ε_r = 52.8; ρ = 1000 kg/m^3
Ambient Temperature：22.5 ℃; Liquid Temperature：21.5 ℃

DASY4 Configuration:
- Probe: EX3DV4 - SN3820; ConvF(8.04, 8.04, 8.04); Calibrated: 2011-12-16
- Sensor-Surface: 4mm (Mechanical Surface Detection)
- Electronics: DAE3 Sn495; Calibrated: 2011-04-28
- Phantom: SAM_Right; Type: SAM; Serial: TP-1303
- Measurement SW: DASY4, V4.7 Build 80; Postprocessing SW: SEMCAD, V1.8 Build 186

Ch810/Area Scan (31x61x1): Measurement grid: dx=15mm, dy=15mm
Maximum value of SAR (interpolated) = 0.532 mW/g

Ch810/Zoom Scan (5x5x7)/Cube 0: Measurement grid: dx=8mm, dy=8mm, dz=5mm
Reference Value = 17.7 V/m; Power Drift = 0.023 dB
Peak SAR (extrapolated) = 0.783 W/kg
SAR(1 g) = 0.471 mW/g; SAR(10 g) = 0.265 mW/g
Maximum value of SAR (measured) = 0.523 mW/g

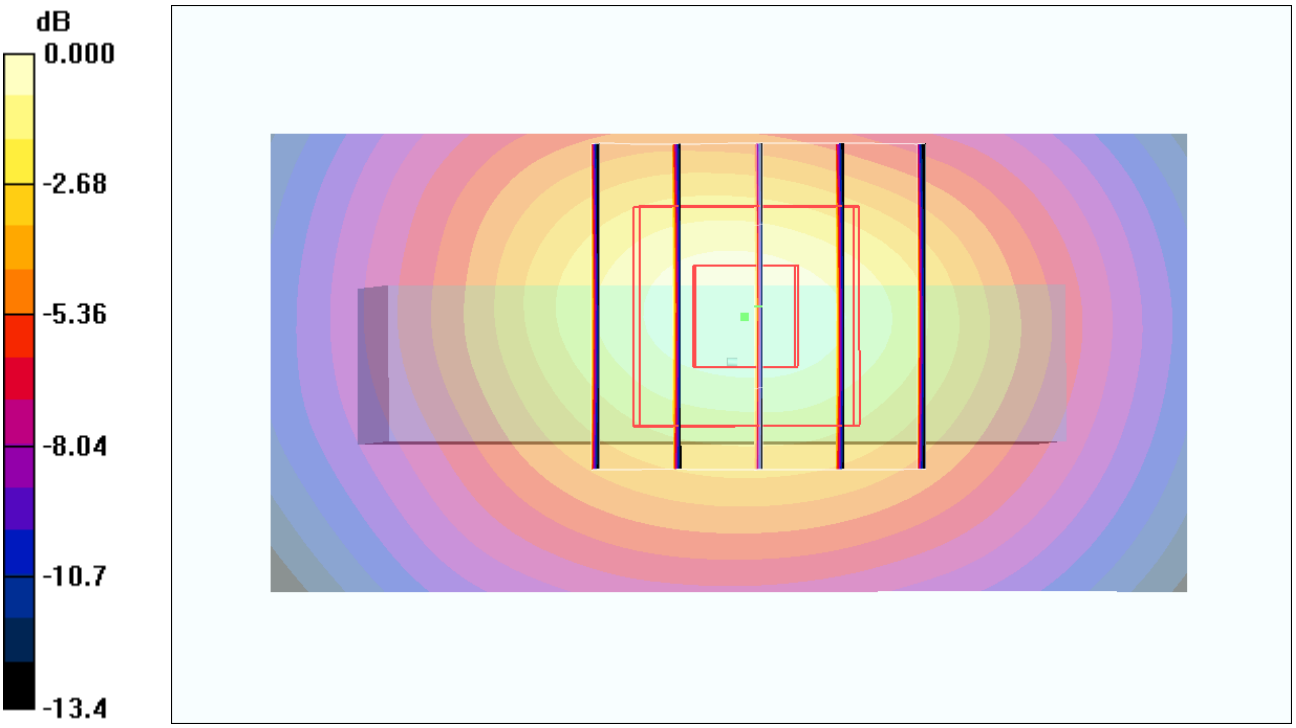

0 dB = 0.532mW/g

32 GSM1900_GPRS12_Bottom Side_1cm_Ch810_2D

DUT: 211214

Communication System: PCS; Frequency: 1909.8 MHz;Duty Cycle: 1:2
Medium: MSL_1900_120321 Medium parameters used: f = 1910 MHz; σ = 1.54 mho/m; ε_r = 52.8; ρ = 1000 kg/m^3
Ambient Temperature：22.5 ℃; Liquid Temperature：21.5 ℃

DASY4 Configuration:
- Probe: EX3DV4 - SN3820; ConvF(8.04, 8.04, 8.04); Calibrated: 2011-12-16
- Sensor-Surface: 4mm (Mechanical Surface Detection)
- Electronics: DAE3 Sn495; Calibrated: 2011-04-28
- Phantom: SAM_Right; Type: SAM; Serial: TP-1303
- Measurement SW: DASY4, V4.7 Build 80; Postprocessing SW: SEMCAD, V1.8 Build 186

Ch810/Area Scan (31x61x1): Measurement grid: dx=15mm, dy=15mm
Maximum value of SAR (interpolated) = 0.532 mW/g

Ch810/Zoom Scan (5x5x7)/Cube 0: Measurement grid: dx=8mm, dy=8mm, dz=5mm
Reference Value = 17.7 V/m; Power Drift = 0.023 dB
Peak SAR (extrapolated) = 0.783 W/kg
SAR(1 g) = 0.471 mW/g; SAR(10 g) = 0.265 mW/g
Maximum value of SAR (measured) = 0.523 mW/g

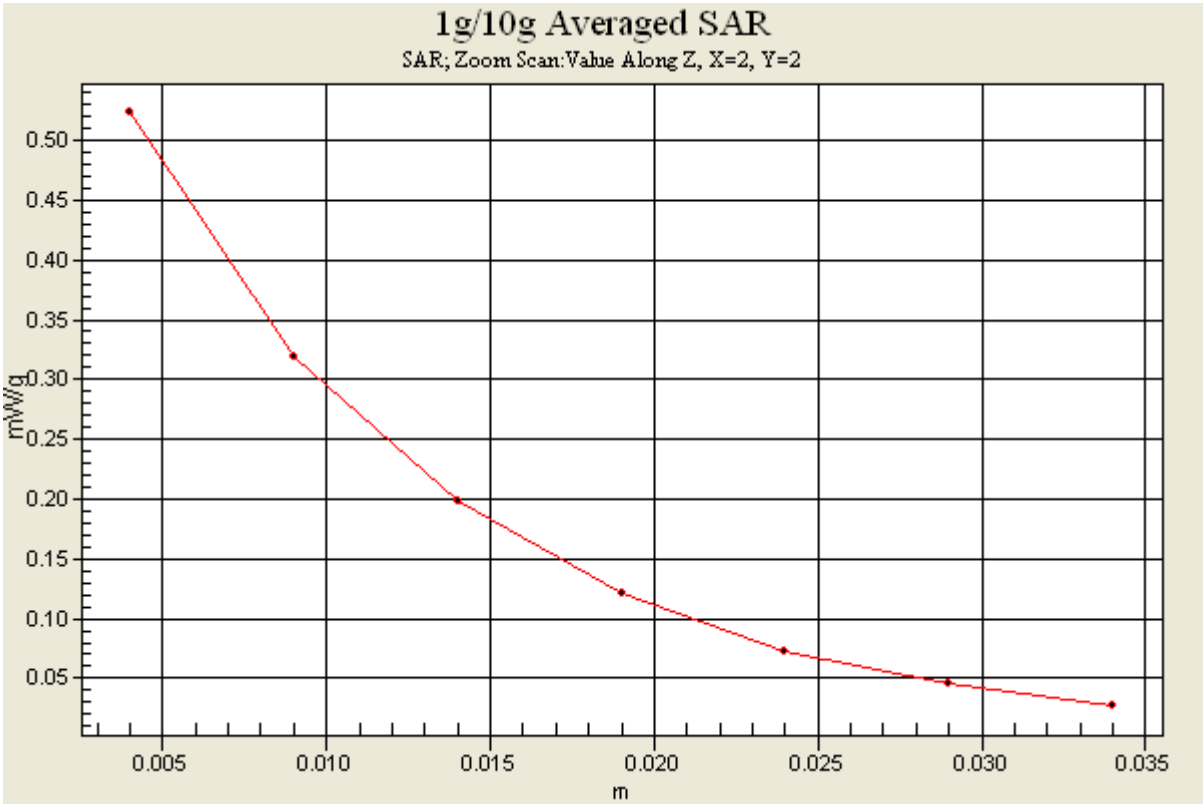

27 GSM1900_GPRS12_Front_1cm_Ch810

DUT: 211214

Communication System: PCS; Frequency: 1909.8 MHz;Duty Cycle: 1:2
Medium: MSL_1900_120321 Medium parameters used: f = 1910 MHz; σ = 1.54 mho/m; ε_r = 52.8; ρ = 1000 kg/m^3
Ambient Temperature：22.5 ℃； Liquid Temperature：21.5 ℃

DASY4 Configuration:
- Probe: EX3DV4 - SN3820; ConvF(8.04, 8.04, 8.04); Calibrated: 2011-12-16
- Sensor-Surface: 4mm (Mechanical Surface Detection)
- Electronics: DAE3 Sn495; Calibrated: 2011-04-28
- Phantom: SAM_Right; Type: SAM; Serial: TP-1303
- Measurement SW: DASY4, V4.7 Build 80; Postprocessing SW: SEMCAD, V1.8 Build 186

Ch810/Area Scan (61x91x1): Measurement grid: dx=15mm, dy=15mm
Maximum value of SAR (interpolated) = 0.532 mW/g

Ch810/Zoom Scan (5x5x7)/Cube 0: Measurement grid: dx=8mm, dy=8mm, dz=5mm
Reference Value = 7.35 V/m; Power Drift = -0.113 dB
Peak SAR (extrapolated) = 0.753 W/kg
SAR(1 g) = 0.468 mW/g; SAR(10 g) = 0.272 mW/g
Maximum value of SAR (measured) = 0.512 mW/g

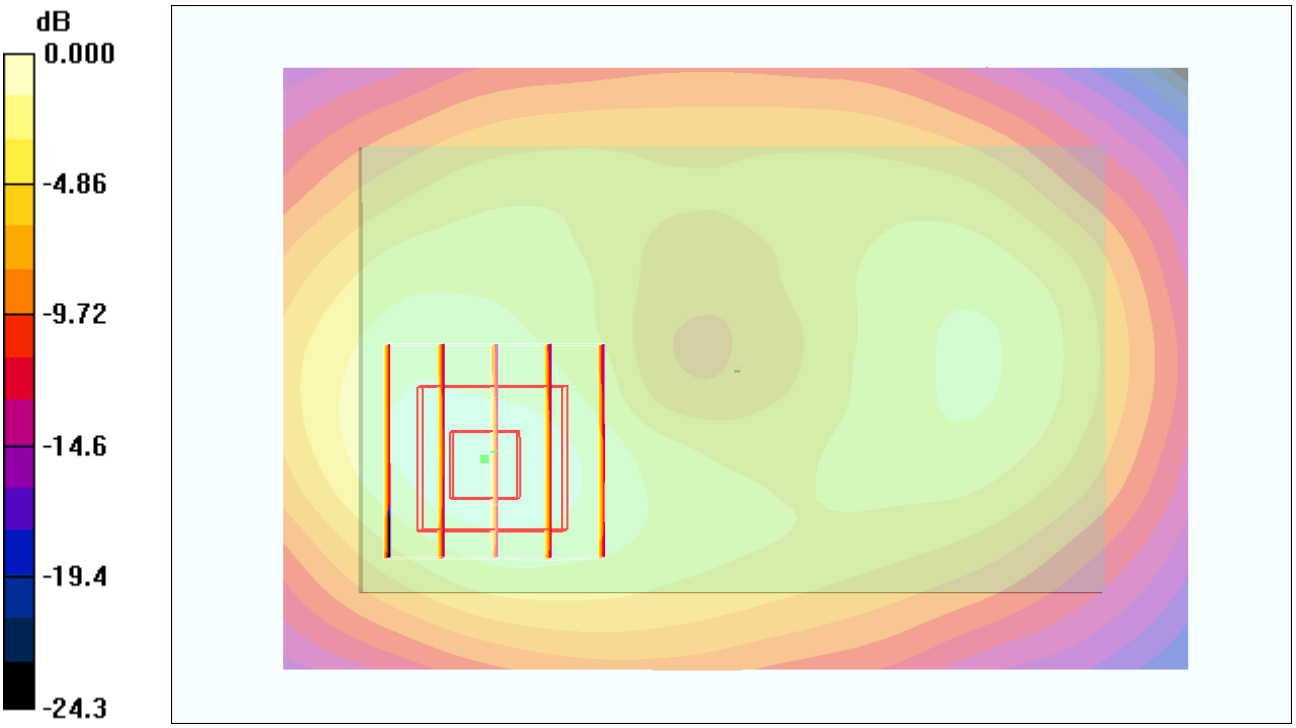

0 dB = 0.532mW/g

28 GSM1900_GPRS12_Back_1cm_Ch810

DUT: 211214

Communication System: PCS; Frequency: 1909.8 MHz;Duty Cycle: 1:2
Medium: MSL_1900_120321 Medium parameters used: f = 1910 MHz; σ = 1.54 mho/m; ε_r = 52.8; ρ = 1000 kg/m^3
Ambient Temperature：22.5 ℃; Liquid Temperature：21.5 ℃

DASY4 Configuration:
- Probe: EX3DV4 - SN3820; ConvF(8.04, 8.04, 8.04); Calibrated: 2011-12-16
- Sensor-Surface: 4mm (Mechanical Surface Detection)
- Electronics: DAE3 Sn495; Calibrated: 2011-04-28
- Phantom: SAM_Right; Type: SAM; Serial: TP-1303
- Measurement SW: DASY4, V4.7 Build 80; Postprocessing SW: SEMCAD, V1.8 Build 186

Ch810/Area Scan (61x91x1): Measurement grid: dx=15mm, dy=15mm
Maximum value of SAR (interpolated) = 0.512 mW/g

Ch810/Zoom Scan (5x5x7)/Cube 0: Measurement grid: dx=8mm, dy=8mm, dz=5mm
Reference Value = 7.21 V/m; Power Drift = -0.122 dB
Peak SAR (extrapolated) = 0.738 W/kg
SAR(1 g) = 0.461 mW/g; SAR(10 g) = 0.272 mW/g
Maximum value of SAR (measured) = 0.503 mW/g

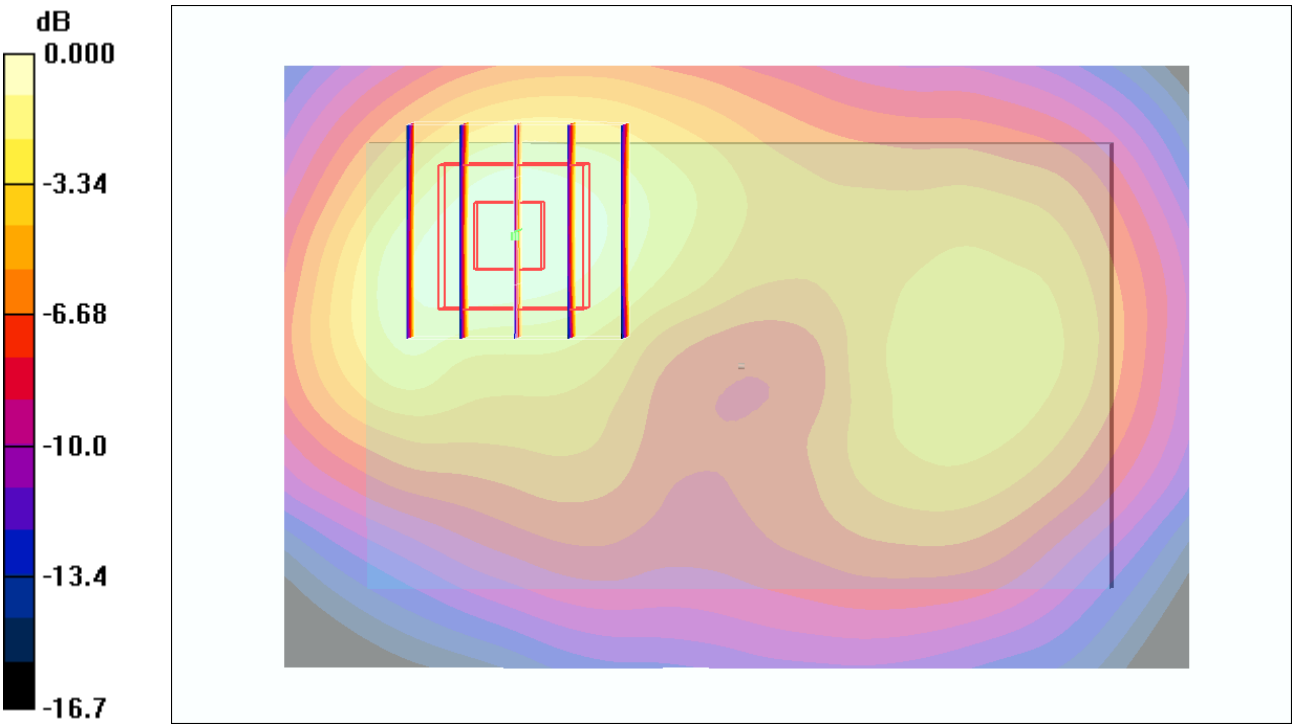

0 dB = 0.503mW/g

33 GSM1900_GPRS12_Front_1cm_Ch810_Earphone

DUT: 211214

Communication System: PCS; Frequency: 1909.8 MHz;Duty Cycle: 1:2
Medium: MSL_1900_120321 Medium parameters used: f = 1910 MHz; σ = 1.54 mho/m; ε_r = 52.8; ρ = 1000 kg/m^3
Ambient Temperature：22.5 ℃; Liquid Temperature：21.5 ℃

DASY4 Configuration:
- Probe: EX3DV4 - SN3820; ConvF(8.04, 8.04, 8.04); Calibrated: 2011-12-16
- Sensor-Surface: 4mm (Mechanical Surface Detection)
- Electronics: DAE3 Sn495; Calibrated: 2011-04-28
- Phantom: SAM_Right; Type: SAM; Serial: TP-1303
- Measurement SW: DASY4, V4.7 Build 80; Postprocessing SW: SEMCAD, V1.8 Build 186

Ch810/Area Scan (61x91x1): Measurement grid: dx=15mm, dy=15mm
Maximum value of SAR (interpolated) = 0.493 mW/g

Ch810/Zoom Scan (5x5x7)/Cube 0: Measurement grid: dx=8mm, dy=8mm, dz=5mm
Reference Value = 7.24 V/m; Power Drift = -0.091 dB
Peak SAR (extrapolated) = 0.701 W/kg
SAR(1 g) = 0.438 mW/g; SAR(10 g) = 0.256 mW/g
Maximum value of SAR (measured) = 0.482 mW/g

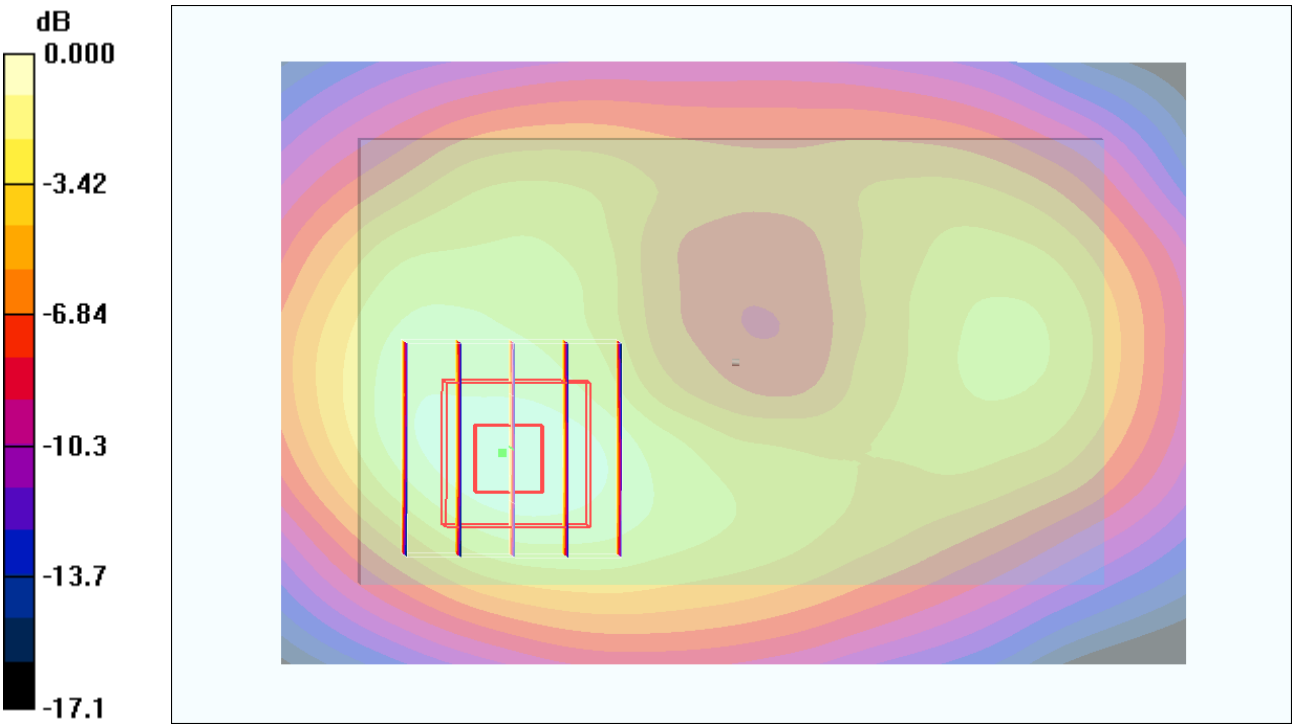

0 dB = 0.482mW/g

38 WCDMA V_RMC12.2K_Front_1cm_Ch4182

DUT: 211214

Communication System: WCDMA; Frequency: 836.4 MHz;Duty Cycle: 1:1
Medium: MSL_850_120322 Medium parameters used : f = 836.4 MHz; σ = 0.965 mho/m; ε_r = 54.5; ρ = 1000 kg/m^3
Ambient Temperature：22.6 ℃; Liquid Temperature：21.6 ℃

DASY4 Configuration:
- Probe: EX3DV4 - SN3820; ConvF(9.24, 9.24, 9.24); Calibrated: 2011-12-16
- Sensor-Surface: 4mm (Mechanical Surface Detection)
- Electronics: DAE3 Sn495; Calibrated: 2011-04-28
- Phantom: SAM_Right; Type: SAM; Serial: TP-1303
- Measurement SW: DASY4, V4.7 Build 80; Postprocessing SW: SEMCAD, V1.8 Build 186

Ch4182/Area Scan (61x91x1): Measurement grid: dx=15mm, dy=15mm
Maximum value of SAR (interpolated) = 0.811 mW/g

Ch4182/Zoom Scan (5x5x7)/Cube 0: Measurement grid: dx=8mm, dy=8mm, dz=5mm
Reference Value = 24.1 V/m; Power Drift = 0.010 dB
Peak SAR (extrapolated) = 1.08 W/kg
SAR(1 g) = 0.756 mW/g; SAR(10 g) = 0.526 mW/g
Maximum value of SAR (measured) = 0.805 mW/g



0 dB = 0.805mW/g

39 WCDMA V_RMC12.2K_Back_1cm_Ch4182

DUT: 211214

Communication System: WCDMA; Frequency: 836.4 MHz;Duty Cycle: 1:1
Medium: MSL_850_120322 Medium parameters used: f = 836.4 MHz; σ = 0.965 mho/m; ε_r = 54.5; ρ = 1000 kg/m^3
Ambient Temperature：22.6 ℃; Liquid Temperature：21.6 ℃

DASY4 Configuration:
- Probe: EX3DV4 - SN3820; ConvF(9.24, 9.24, 9.24); Calibrated: 2011-12-16
- Sensor-Surface: 4mm (Mechanical Surface Detection)
- Electronics: DAE3 Sn495; Calibrated: 2011-04-28
- Phantom: SAM_Right; Type: SAM; Serial: TP-1303
- Measurement SW: DASY4, V4.7 Build 80; Postprocessing SW: SEMCAD, V1.8 Build 186

Ch4182/Area Scan (61x91x1): Measurement grid: dx=15mm, dy=15mm
Maximum value of SAR (interpolated) = 1.27 mW/g

Ch4182/Zoom Scan (5x5x7)/Cube 0: Measurement grid: dx=8mm, dy=8mm, dz=5mm
Reference Value = 31.5 V/m; Power Drift = -0.001 dB
Peak SAR (extrapolated) = 1.74 W/kg
SAR(1 g) = 1.19 mW/g; SAR(10 g) = 0.811 mW/g
Maximum value of SAR (measured) = 1.25 mW/g

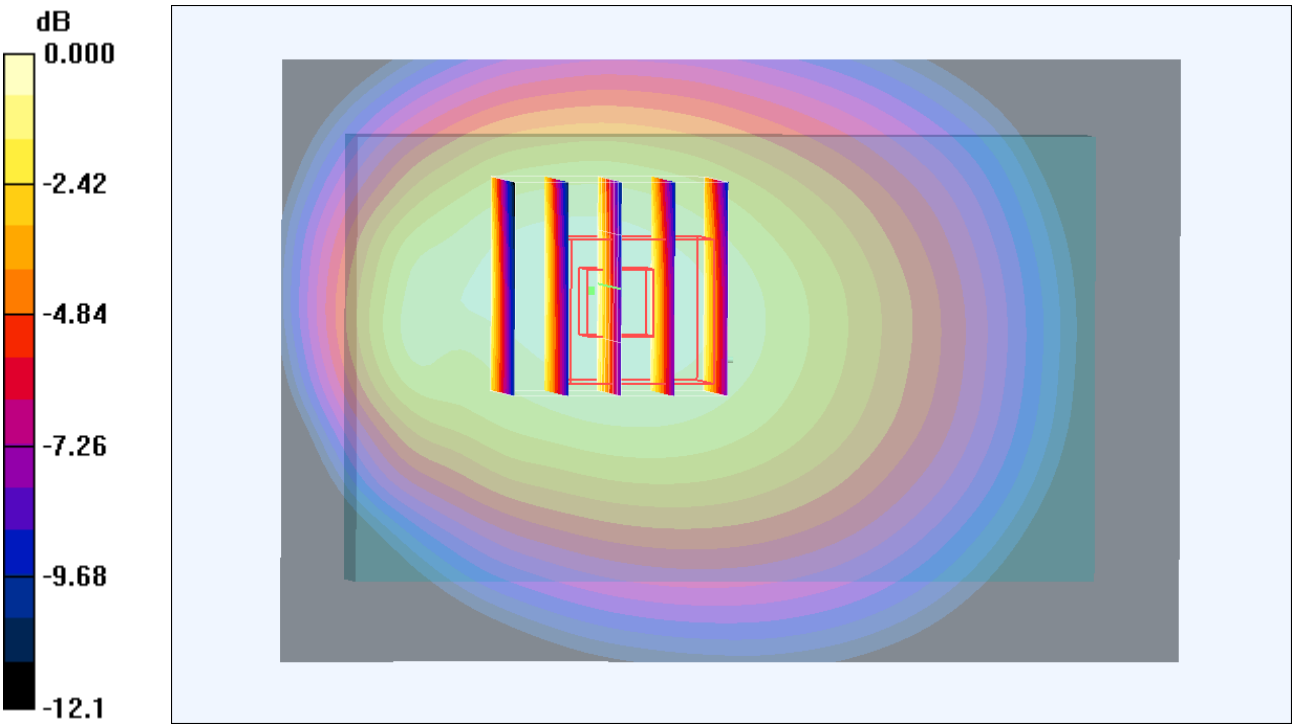

0 dB = 1.25mW/g

39 WCDMA V_RMC12.2K_Back_1cm_Ch4182_2D

DUT: 211214

Communication System: WCDMA; Frequency: 836.4 MHz;Duty Cycle: 1:1
Medium: MSL_850_120322 Medium parameters used : f = 836.4 MHz; σ = 0.965 mho/m; ε_r = 54.5; ρ = 1000 kg/m^3
Ambient Temperature：22.6 ℃; Liquid Temperature：21.6 ℃

DASY4 Configuration:
- Probe: EX3DV4 - SN3820; ConvF(9.24, 9.24, 9.24); Calibrated: 2011-12-16
- Sensor-Surface: 4mm (Mechanical Surface Detection)
- Electronics: DAE3 Sn495; Calibrated: 2011-04-28
- Phantom: SAM_Right; Type: SAM; Serial: TP-1303
- Measurement SW: DASY4, V4.7 Build 80; Postprocessing SW: SEMCAD, V1.8 Build 186

Ch4182/Area Scan (61x91x1): Measurement grid: dx=15mm, dy=15mm
Maximum value of SAR (interpolated) = 1.27 mW/g

Ch4182/Zoom Scan (5x5x7)/Cube 0: Measurement grid: dx=8mm, dy=8mm, dz=5mm
Reference Value = 31.5 V/m; Power Drift = -0.001 dB
Peak SAR (extrapolated) = 1.74 W/kg
SAR(1 g) = 1.19 mW/g; SAR(10 g) = 0.811 mW/g
Maximum value of SAR (measured) = 1.25 mW/g

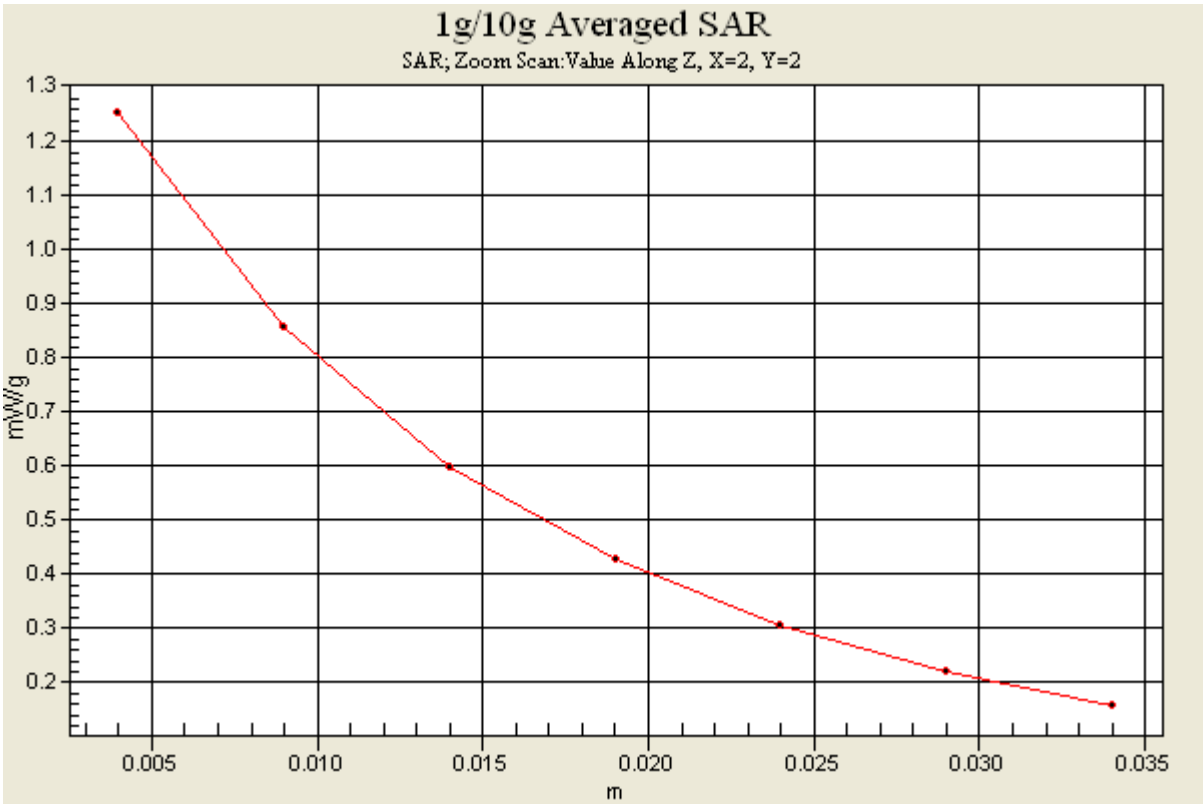

40 WCDMA V_RMC12.2K_Left Side_1cm_Ch4182

DUT: 211214

Communication System: WCDMA; Frequency: 836.4 MHz;Duty Cycle: 1:1
Medium: MSL_850_120322 Medium parameters used : f = 836.4 MHz; σ = 0.965 mho/m; ε_r = 54.5; ρ = 1000 kg/m^3
Ambient Temperature：22.6 ℃; Liquid Temperature：21.6 ℃

DASY4 Configuration:
- Probe: EX3DV4 - SN3820; ConvF(9.24, 9.24, 9.24); Calibrated: 2011-12-16
- Sensor-Surface: 4mm (Mechanical Surface Detection)
- Electronics: DAE3 Sn495; Calibrated: 2011-04-28
- Phantom: SAM_Right; Type: SAM; Serial: TP-1303
- Measurement SW: DASY4, V4.7 Build 80; Postprocessing SW: SEMCAD, V1.8 Build 186

Ch4182/Area Scan (41x91x1): Measurement grid: dx=15mm, dy=15mm
Maximum value of SAR (interpolated) = 0.281 mW/g

Ch4182/Zoom Scan (5x5x7)/Cube 0: Measurement grid: dx=8mm, dy=8mm, dz=5mm
Reference Value = 16.8 V/m; Power Drift = -0.020 dB
Peak SAR (extrapolated) = 0.364 W/kg
SAR(1 g) = 0.261 mW/g; SAR(10 g) = 0.183 mW/g
Maximum value of SAR (measured) = 0.277 mW/g

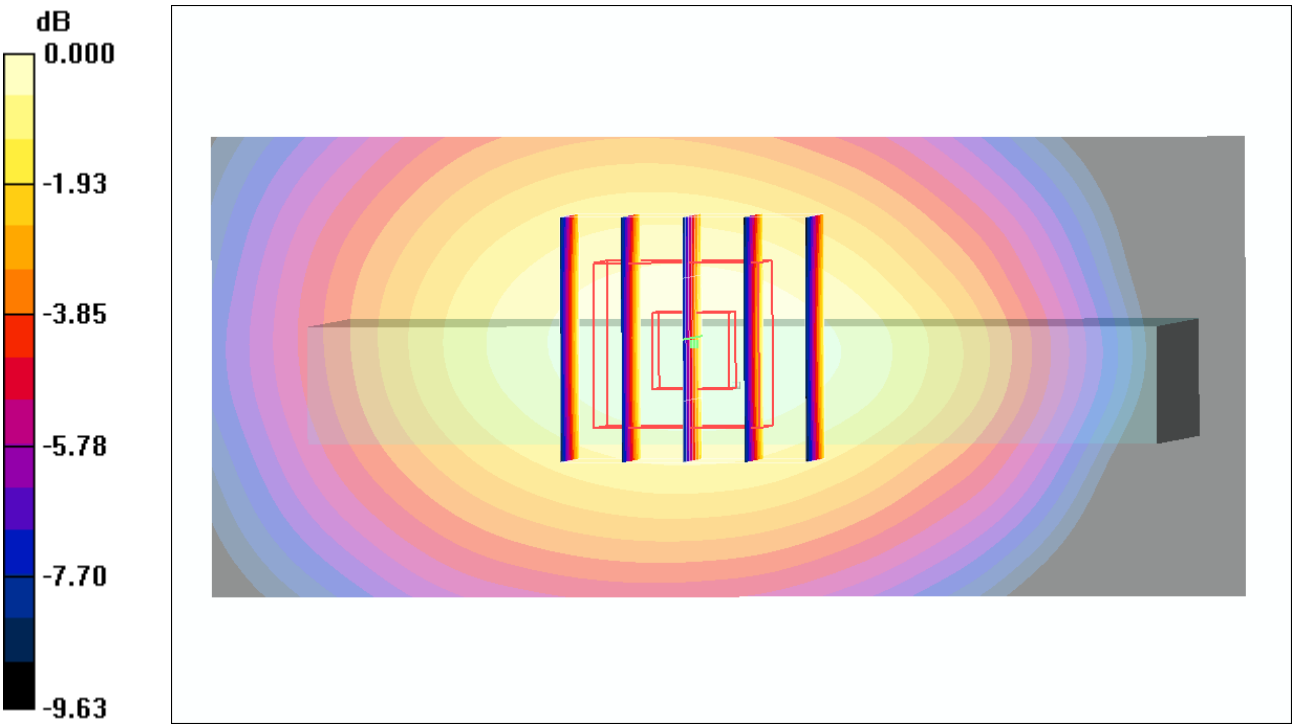

0 dB = 0.277mW/g

41 WCDMA V_RMC12.2K_Right Side_1cm_Ch4182

DUT: 211214

Communication System: WCDMA; Frequency: 836.4 MHz;Duty Cycle: 1:1
Medium: MSL_850_120322 Medium parameters used : f = 836.4 MHz; σ = 0.965 mho/m; ε_r = 54.5; ρ = 1000 kg/m^3
Ambient Temperature：22.6 ℃; Liquid Temperature：21.6 ℃

DASY4 Configuration:
- Probe: EX3DV4 - SN3820; ConvF(9.24, 9.24, 9.24); Calibrated: 2011-12-16
- Sensor-Surface: 4mm (Mechanical Surface Detection)
- Electronics: DAE3 Sn495; Calibrated: 2011-04-28
- Phantom: SAM_Right; Type: SAM; Serial: TP-1303
- Measurement SW: DASY4, V4.7 Build 80; Postprocessing SW: SEMCAD, V1.8 Build 186

Ch4182/Area Scan (41x91x1): Measurement grid: dx=15mm, dy=15mm
Maximum value of SAR (interpolated) = 0.446 mW/g

Ch4182/Zoom Scan (5x5x7)/Cube 0: Measurement grid: dx=8mm, dy=8mm, dz=5mm
Reference Value = 20.6 V/m; Power Drift = 0.081 dB
Peak SAR (extrapolated) = 0.593 W/kg
SAR(1 g) = 0.417 mW/g; SAR(10 g) = 0.284 mW/g
Maximum value of SAR (measured) = 0.447 mW/g

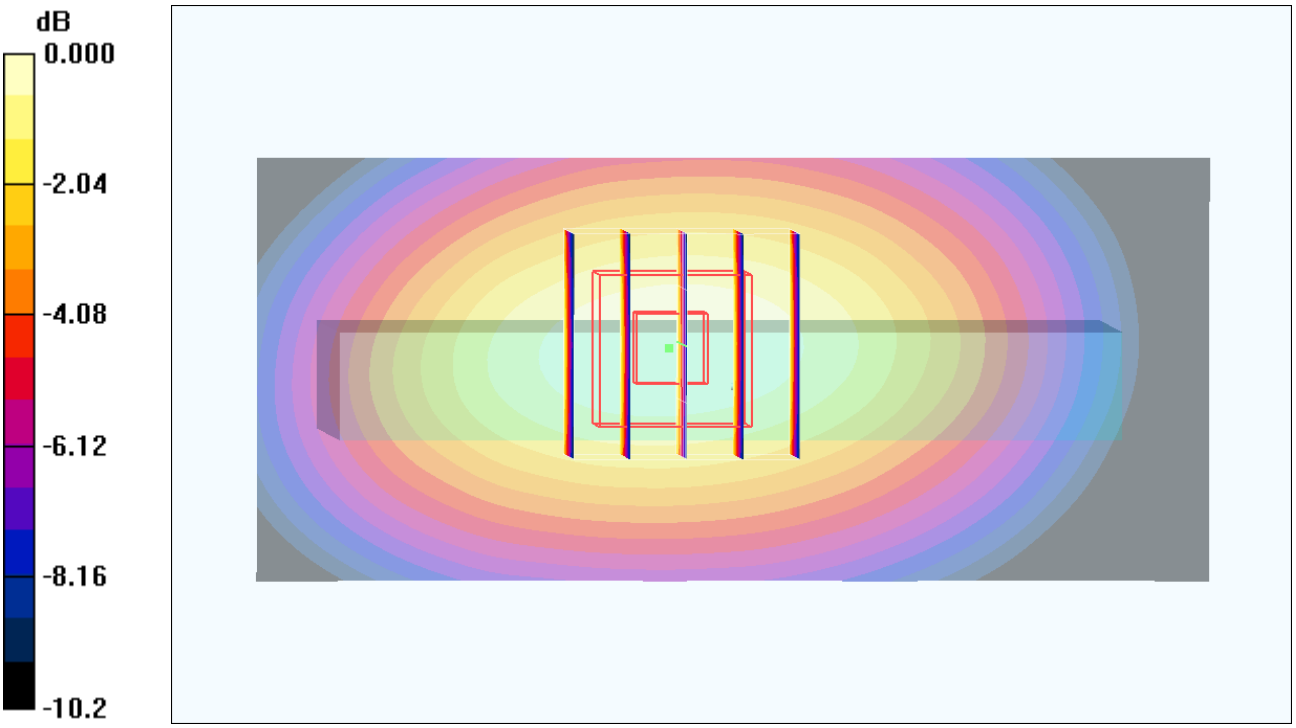

0 dB = 0.447mW/g

43 WCDMA V_RMC12.2K_Bottom Side_1cm_Ch4182

DUT: 211214

Communication System: WCDMA; Frequency: 836.4 MHz;Duty Cycle: 1:1
Medium: MSL_850_120322 Medium parameters used : f = 836.4 MHz; σ = 0.965 mho/m; ε_r = 54.5; ρ = 1000 kg/m^3
Ambient Temperature：22.6 ℃; Liquid Temperature：21.6 ℃

DASY4 Configuration:
- Probe: EX3DV4 - SN3820; ConvF(9.24, 9.24, 9.24); Calibrated: 2011-12-16
- Sensor-Surface: 4mm (Mechanical Surface Detection)
- Electronics: DAE3 Sn495; Calibrated: 2011-04-28
- Phantom: SAM_Right; Type: SAM; Serial: TP-1303
- Measurement SW: DASY4, V4.7 Build 80; Postprocessing SW: SEMCAD, V1.8 Build 186

Ch4182/Area Scan (31x61x1): Measurement grid: dx=15mm, dy=15mm
Maximum value of SAR (interpolated) = 0.112 mW/g

Ch4182/Zoom Scan (5x5x7)/Cube 0: Measurement grid: dx=8mm, dy=8mm, dz=5mm
Reference Value = 10.2 V/m; Power Drift = -0.005 dB
Peak SAR (extrapolated) = 0.196 W/kg
SAR(1 g) = 0.102 mW/g; SAR(10 g) = 0.058 mW/g
Maximum value of SAR (measured) = 0.112 mW/g

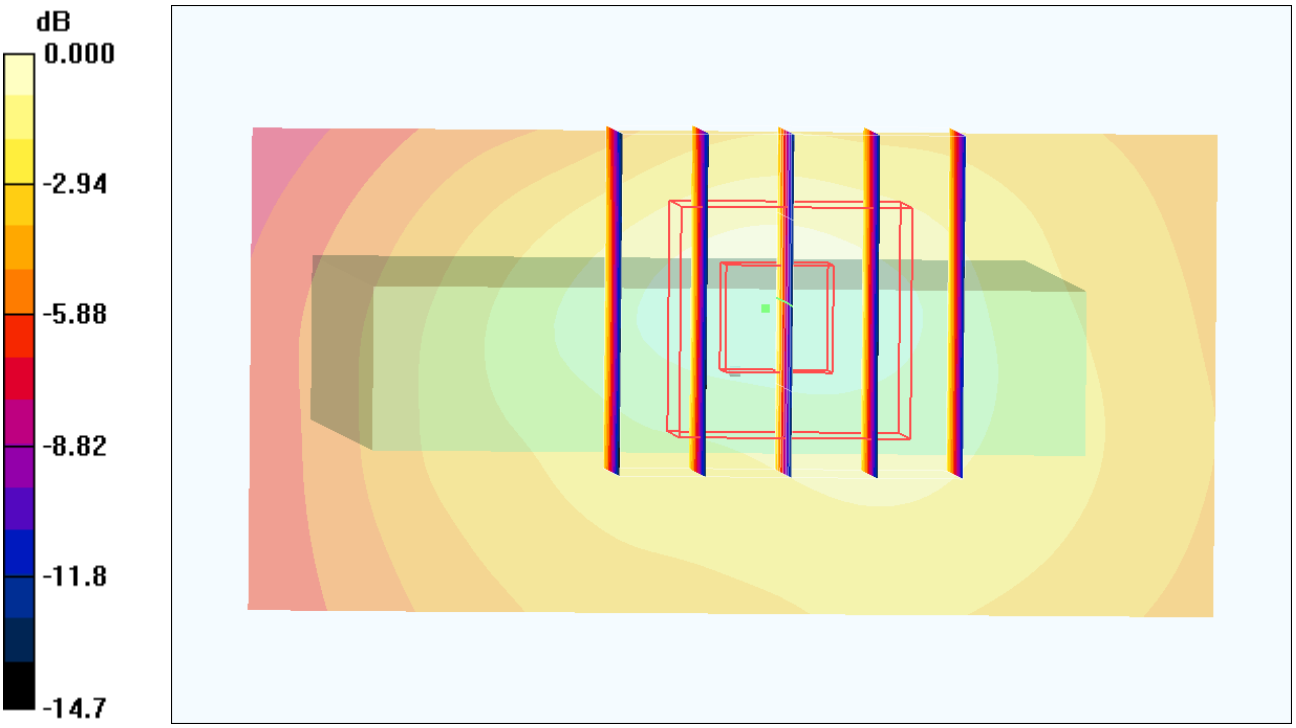

0 dB = 0.112mW/g

44 WCDMA V_RMC12.2K_Back_1cm_Ch4132

DUT: 211214

Communication System: WCDMA; Frequency: 826.4 MHz;Duty Cycle: 1:1
Medium: MSL_850_120322 Medium parameters used : f = 826.4 MHz; σ = 0.955 mho/m; ε_r = 54.6; ρ = 1000 kg/m^3
Ambient Temperature：22.6 ℃; Liquid Temperature：21.6 ℃

DASY4 Configuration:
- Probe: EX3DV4 - SN3820; ConvF(9.24, 9.24, 9.24); Calibrated: 2011-12-16
- Sensor-Surface: 4mm (Mechanical Surface Detection)
- Electronics: DAE3 Sn495; Calibrated: 2011-04-28
- Phantom: SAM_Right; Type: SAM; Serial: TP-1303
- Measurement SW: DASY4, V4.7 Build 80; Postprocessing SW: SEMCAD, V1.8 Build 186

Ch4132/Area Scan (61x91x1): Measurement grid: dx=15mm, dy=15mm
Maximum value of SAR (interpolated) = 1.24 mW/g

Ch4132/Zoom Scan (5x5x7)/Cube 0: Measurement grid: dx=8mm, dy=8mm, dz=5mm
Reference Value = 31.2 V/m; Power Drift = -0.006 dB
Peak SAR (extrapolated) = 1.72 W/kg
SAR(1 g) = 1.16 mW/g; SAR(10 g) = 0.794 mW/g
Maximum value of SAR (measured) = 1.23 mW/g

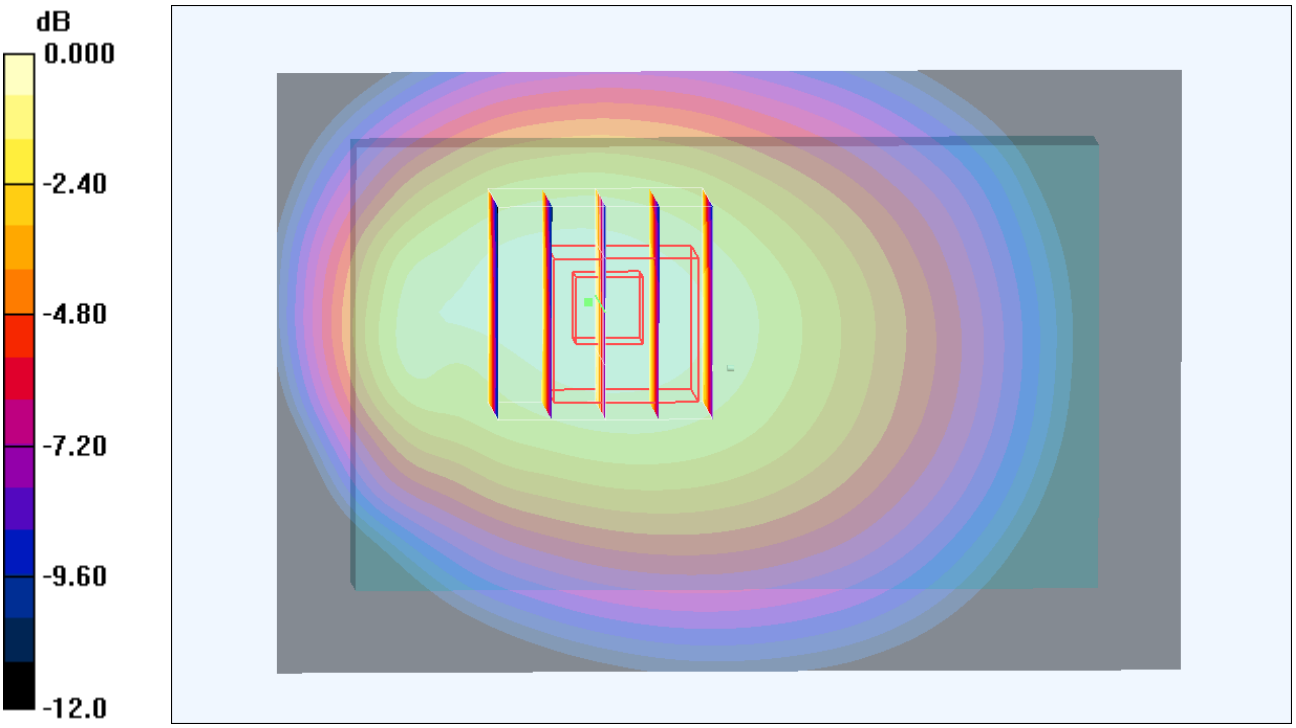

0 dB = 1.23mW/g

45 WCDMA V_RMC12.2K_Back_1cm_Ch4233

DUT: 211214

Communication System: WCDMA; Frequency: 846.6 MHz;Duty Cycle: 1:1
Medium: MSL_850_120322 Medium parameters used: f = 847 MHz; σ = 0.975 mho/m; ε_r = 54.4; ρ = 1000 kg/m^3
Ambient Temperature：22.6 ℃; Liquid Temperature：21.6 ℃

DASY4 Configuration:
- Probe: EX3DV4 - SN3820; ConvF(9.24, 9.24, 9.24); Calibrated: 2011-12-16
- Sensor-Surface: 4mm (Mechanical Surface Detection)
- Electronics: DAE3 Sn495; Calibrated: 2011-04-28
- Phantom: SAM_Right; Type: SAM; Serial: TP-1303
- Measurement SW: DASY4, V4.7 Build 80; Postprocessing SW: SEMCAD, V1.8 Build 186

Ch4233/Area Scan (61x91x1): Measurement grid: dx=15mm, dy=15mm
Maximum value of SAR (interpolated) = 1.14 mW/g

Ch4233/Zoom Scan (5x5x7)/Cube 0: Measurement grid: dx=8mm, dy=8mm, dz=5mm
Reference Value = 30.9 V/m; Power Drift = 0.013 dB
Peak SAR (extrapolated) = 1.56 W/kg
SAR(1 g) = 1.07 mW/g; SAR(10 g) = 0.741 mW/g
Maximum value of SAR (measured) = 1.14 mW/g

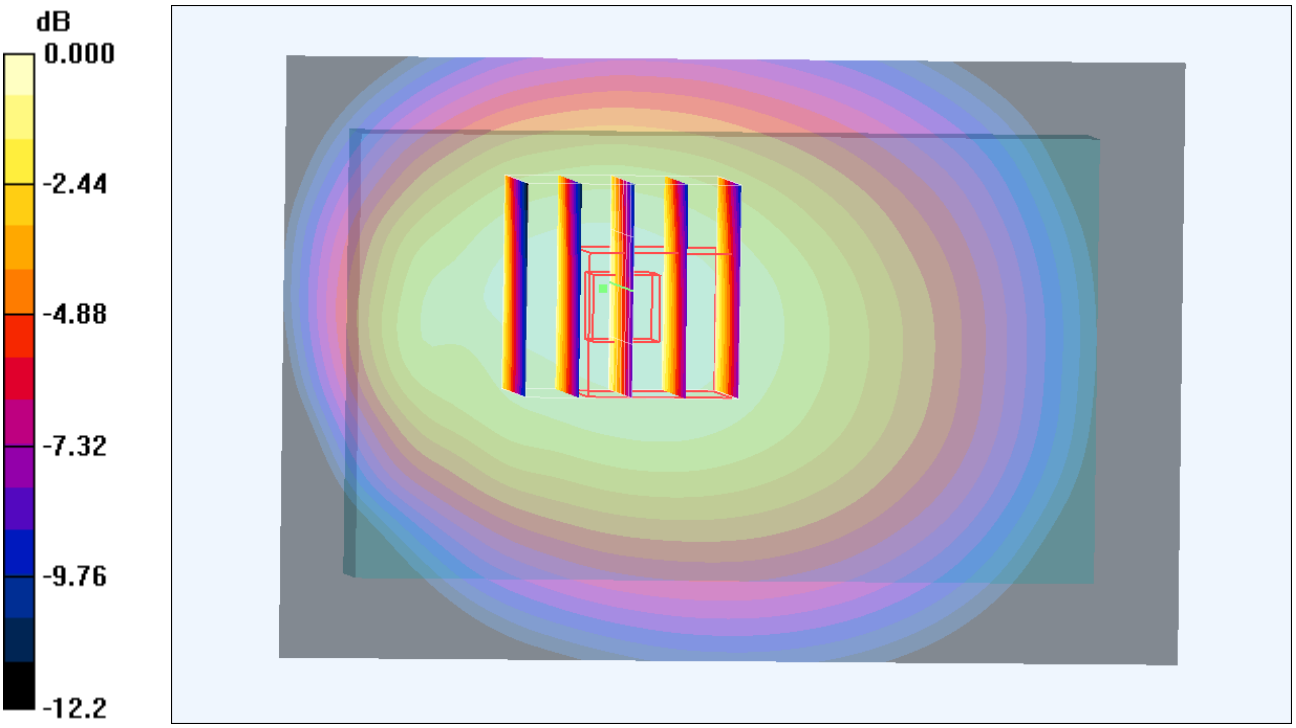

0 dB = 1.14mW/g

38 WCDMA V_RMC12.2K_Front_1cm_Ch4182

DUT: 211214

Communication System: WCDMA; Frequency: 836.4 MHz;Duty Cycle: 1:1
Medium: MSL_850_120322 Medium parameters used : f = 836.4 MHz; σ = 0.965 mho/m; ε_r = 54.5; ρ = 1000 kg/m^3
Ambient Temperature：22.6 ℃; Liquid Temperature：21.6 ℃

DASY4 Configuration:
- Probe: EX3DV4 - SN3820; ConvF(9.24, 9.24, 9.24); Calibrated: 2011-12-16
- Sensor-Surface: 4mm (Mechanical Surface Detection)
- Electronics: DAE3 Sn495; Calibrated: 2011-04-28
- Phantom: SAM_Right; Type: SAM; Serial: TP-1303
- Measurement SW: DASY4, V4.7 Build 80; Postprocessing SW: SEMCAD, V1.8 Build 186

Ch4182/Area Scan (61x91x1): Measurement grid: dx=15mm, dy=15mm
Maximum value of SAR (interpolated) = 0.811 mW/g

Ch4182/Zoom Scan (5x5x7)/Cube 0: Measurement grid: dx=8mm, dy=8mm, dz=5mm
Reference Value = 24.1 V/m; Power Drift = 0.010 dB
Peak SAR (extrapolated) = 1.08 W/kg
SAR(1 g) = 0.756 mW/g; SAR(10 g) = 0.526 mW/g
Maximum value of SAR (measured) = 0.805 mW/g



0 dB = 0.805mW/g

39 WCDMA V_RMC12.2K_Back_1cm_Ch4182

DUT: 211214

Communication System: WCDMA; Frequency: 836.4 MHz;Duty Cycle: 1:1
Medium: MSL_850_120322 Medium parameters used: f = 836.4 MHz; σ = 0.965 mho/m; ε_r = 54.5; ρ = 1000 kg/m^3
Ambient Temperature：22.6 ℃; Liquid Temperature：21.6 ℃

DASY4 Configuration:
- Probe: EX3DV4 - SN3820; ConvF(9.24, 9.24, 9.24); Calibrated: 2011-12-16
- Sensor-Surface: 4mm (Mechanical Surface Detection)
- Electronics: DAE3 Sn495; Calibrated: 2011-04-28
- Phantom: SAM_Right; Type: SAM; Serial: TP-1303
- Measurement SW: DASY4, V4.7 Build 80; Postprocessing SW: SEMCAD, V1.8 Build 186

Ch4182/Area Scan (61x91x1): Measurement grid: dx=15mm, dy=15mm
Maximum value of SAR (interpolated) = 1.27 mW/g

Ch4182/Zoom Scan (5x5x7)/Cube 0: Measurement grid: dx=8mm, dy=8mm, dz=5mm
Reference Value = 31.5 V/m; Power Drift = -0.001 dB
Peak SAR (extrapolated) = 1.74 W/kg
SAR(1 g) = 1.19 mW/g; SAR(10 g) = 0.811 mW/g
Maximum value of SAR (measured) = 1.25 mW/g

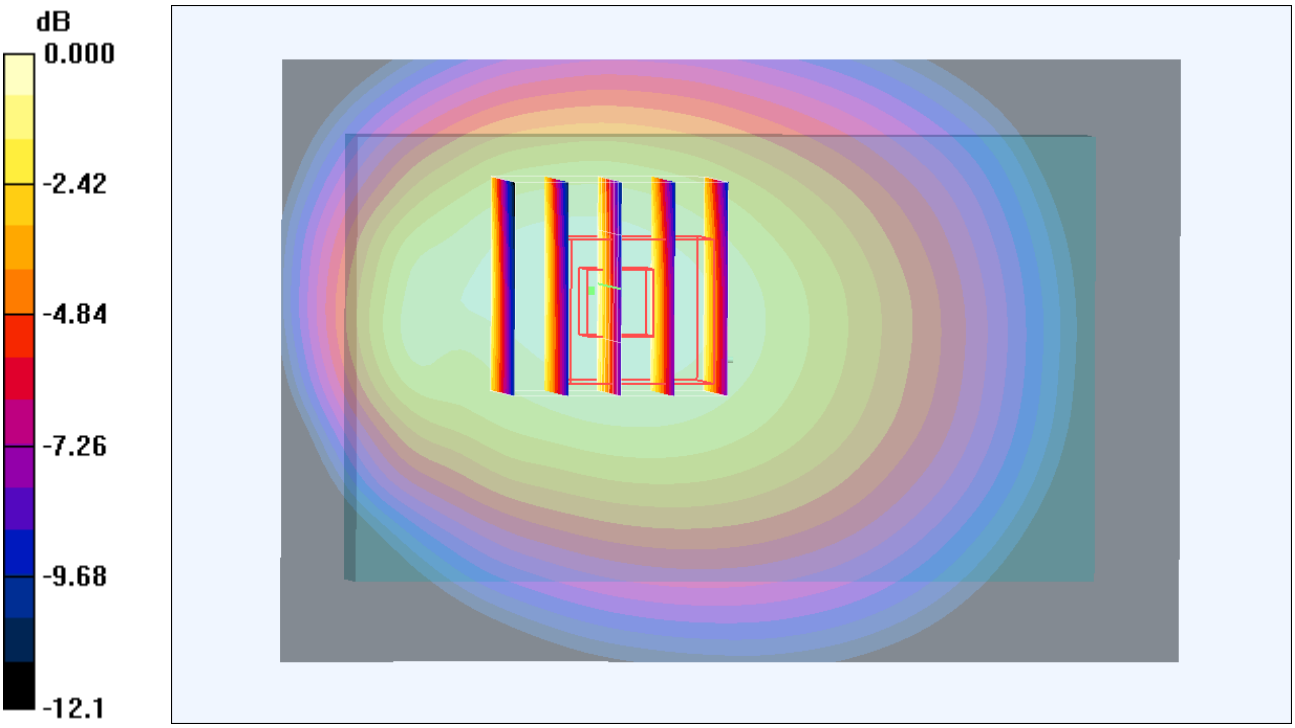

0 dB = 1.25mW/g

44 WCDMA V_RMC12.2K_Back_1cm_Ch4132

DUT: 211214

Communication System: WCDMA; Frequency: 826.4 MHz;Duty Cycle: 1:1
Medium: MSL_850_120322 Medium parameters used : f = 826.4 MHz; σ = 0.955 mho/m; ε_r = 54.6; ρ = 1000 kg/m^3
Ambient Temperature：22.6 ℃; Liquid Temperature：21.6 ℃

DASY4 Configuration:
- Probe: EX3DV4 - SN3820; ConvF(9.24, 9.24, 9.24); Calibrated: 2011-12-16
- Sensor-Surface: 4mm (Mechanical Surface Detection)
- Electronics: DAE3 Sn495; Calibrated: 2011-04-28
- Phantom: SAM_Right; Type: SAM; Serial: TP-1303
- Measurement SW: DASY4, V4.7 Build 80; Postprocessing SW: SEMCAD, V1.8 Build 186

Ch4132/Area Scan (61x91x1): Measurement grid: dx=15mm, dy=15mm
Maximum value of SAR (interpolated) = 1.24 mW/g

Ch4132/Zoom Scan (5x5x7)/Cube 0: Measurement grid: dx=8mm, dy=8mm, dz=5mm
Reference Value = 31.2 V/m; Power Drift = -0.006 dB
Peak SAR (extrapolated) = 1.72 W/kg
SAR(1 g) = 1.16 mW/g; SAR(10 g) = 0.794 mW/g
Maximum value of SAR (measured) = 1.23 mW/g

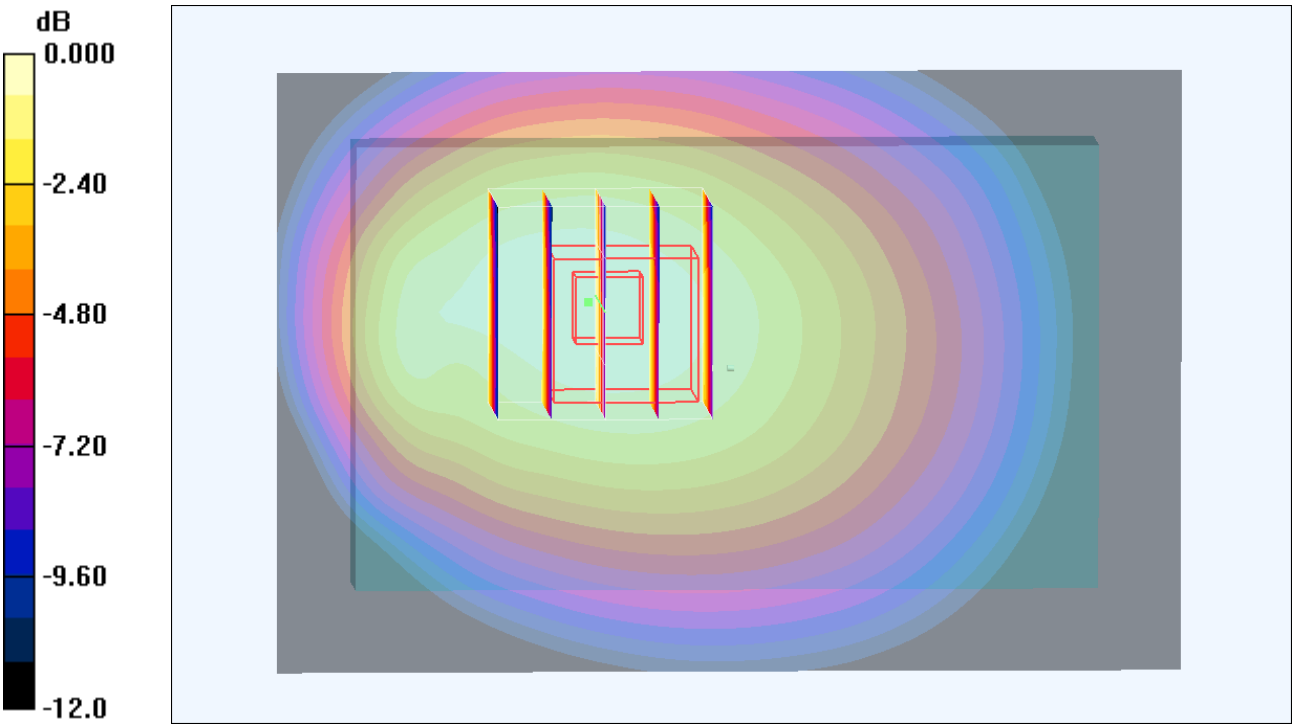

0 dB = 1.23mW/g

45 WCDMA V_RMC12.2K_Back_1cm_Ch4233

DUT: 211214

Communication System: WCDMA; Frequency: 846.6 MHz;Duty Cycle: 1:1
Medium: MSL_850_120322 Medium parameters used: f = 847 MHz; σ = 0.975 mho/m; ε_r = 54.4; ρ = 1000 kg/m^3
Ambient Temperature：22.6 ℃; Liquid Temperature：21.6 ℃

DASY4 Configuration:
- Probe: EX3DV4 - SN3820; ConvF(9.24, 9.24, 9.24); Calibrated: 2011-12-16
- Sensor-Surface: 4mm (Mechanical Surface Detection)
- Electronics: DAE3 Sn495; Calibrated: 2011-04-28
- Phantom: SAM_Right; Type: SAM; Serial: TP-1303
- Measurement SW: DASY4, V4.7 Build 80; Postprocessing SW: SEMCAD, V1.8 Build 186

Ch4233/Area Scan (61x91x1): Measurement grid: dx=15mm, dy=15mm
Maximum value of SAR (interpolated) = 1.14 mW/g

Ch4233/Zoom Scan (5x5x7)/Cube 0: Measurement grid: dx=8mm, dy=8mm, dz=5mm
Reference Value = 30.9 V/m; Power Drift = 0.013 dB
Peak SAR (extrapolated) = 1.56 W/kg
SAR(1 g) = 1.07 mW/g; SAR(10 g) = 0.741 mW/g
Maximum value of SAR (measured) = 1.14 mW/g

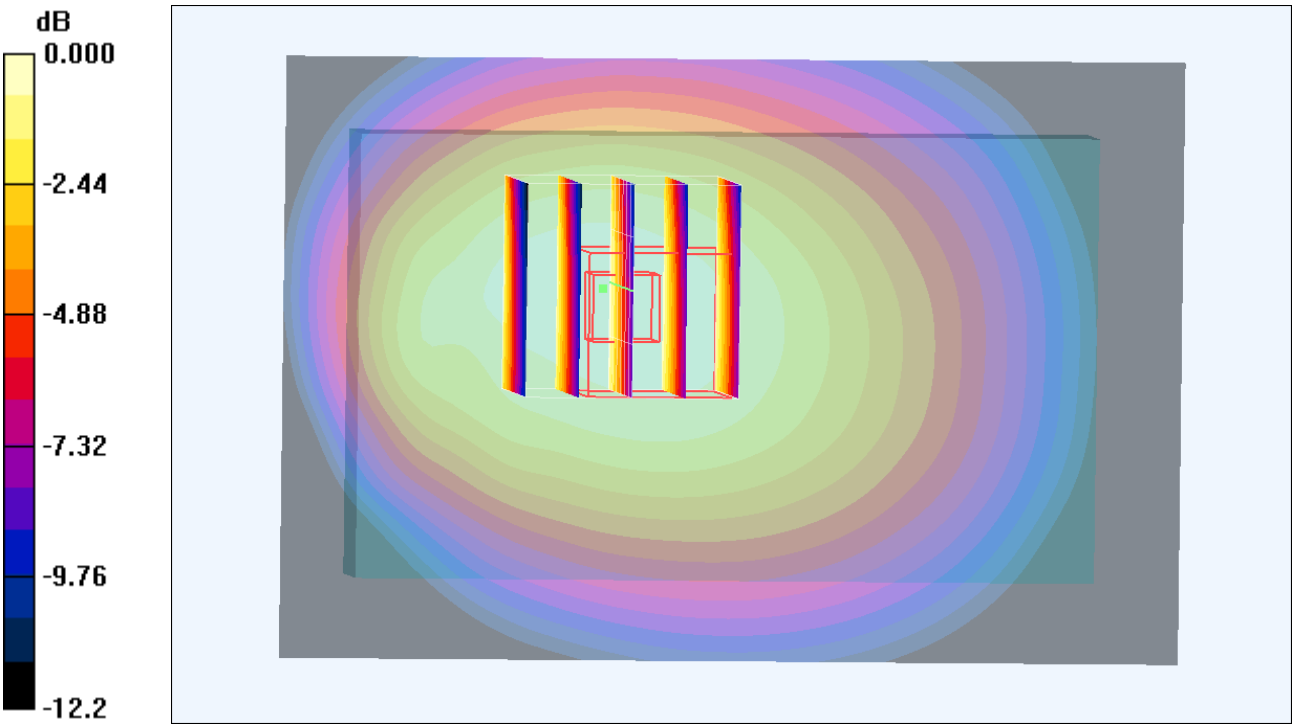

0 dB = 1.14mW/g

46 WCDMA V_RMC12.2K_Back_1cm_Ch4182_Earphone

DUT: 211214

Communication System: WCDMA; Frequency: 836.4 MHz;Duty Cycle: 1:1
Medium: MSL_850_120322 Medium parameters used : f = 836.4 MHz; σ = 0.965 mho/m; ε_r = 54.5; ρ = 1000 kg/m^3
Ambient Temperature：22.6 ℃; Liquid Temperature：21.6 ℃

DASY4 Configuration:
- Probe: EX3DV4 - SN3820; ConvF(9.24, 9.24, 9.24); Calibrated: 2011-12-16
- Sensor-Surface: 4mm (Mechanical Surface Detection)
- Electronics: DAE3 Sn495; Calibrated: 2011-04-28
- Phantom: SAM_Right; Type: SAM; Serial: TP-1303
- Measurement SW: DASY4, V4.7 Build 80; Postprocessing SW: SEMCAD, V1.8 Build 186

Ch4182/Area Scan (61x91x1): Measurement grid: dx=15mm, dy=15mm
Maximum value of SAR (interpolated) = 0.998 mW/g

Ch4182/Zoom Scan (5x5x7)/Cube 0: Measurement grid: dx=8mm, dy=8mm, dz=5mm
Reference Value = 26.8 V/m; Power Drift = -0.034 dB
Peak SAR (extrapolated) = 1.45 W/kg
SAR(1 g) = 0.882 mW/g; SAR(10 g) = 0.577 mW/g
Maximum value of SAR (measured) = 0.945 mW/g

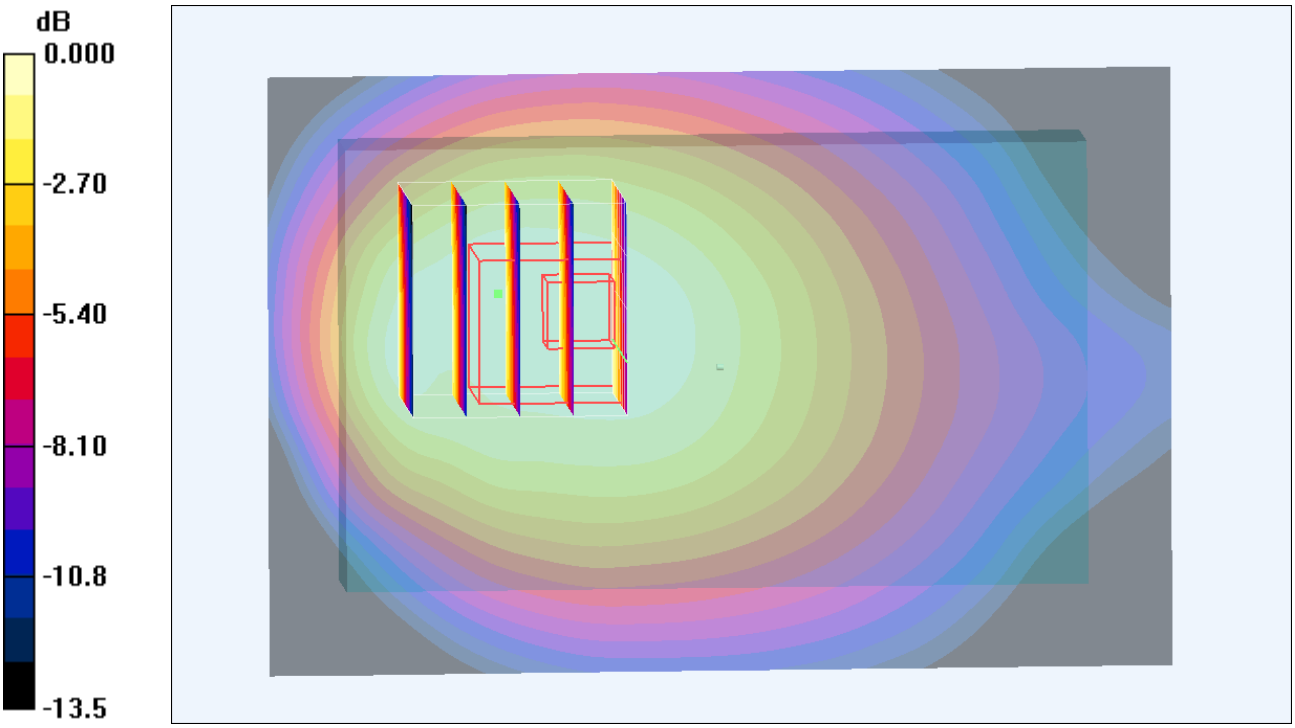

0 dB = 0.945mW/g

47 WCDMA V_RMC12.2K_Back_1cm_Ch4132_Earphone

DUT: 211214

Communication System: WCDMA; Frequency: 826.4 MHz;Duty Cycle: 1:1
Medium: MSL_850_120322 Medium parameters used : f = 826.4 MHz; σ = 0.955 mho/m; ε_r = 54.6; ρ = 1000 kg/m^3
Ambient Temperature：22.6 ℃; Liquid Temperature：21.6 ℃

DASY4 Configuration:
- Probe: EX3DV4 - SN3820; ConvF(9.24, 9.24, 9.24); Calibrated: 2011-12-16
- Sensor-Surface: 4mm (Mechanical Surface Detection)
- Electronics: DAE3 Sn495; Calibrated: 2011-04-28
- Phantom: SAM_Right; Type: SAM; Serial: TP-1303
- Measurement SW: DASY4, V4.7 Build 80; Postprocessing SW: SEMCAD, V1.8 Build 186

Ch4132/Area Scan (61x91x1): Measurement grid: dx=15mm, dy=15mm
Maximum value of SAR (interpolated) = 0.982 mW/g

Ch4132/Zoom Scan (5x5x7)/Cube 0: Measurement grid: dx=8mm, dy=8mm, dz=5mm
Reference Value = 26.9 V/m; Power Drift = -0.013 dB
Peak SAR (extrapolated) = 1.44 W/kg
SAR(1 g) = 0.879 mW/g; SAR(10 g) = 0.576 mW/g
Maximum value of SAR (measured) = 0.939 mW/g

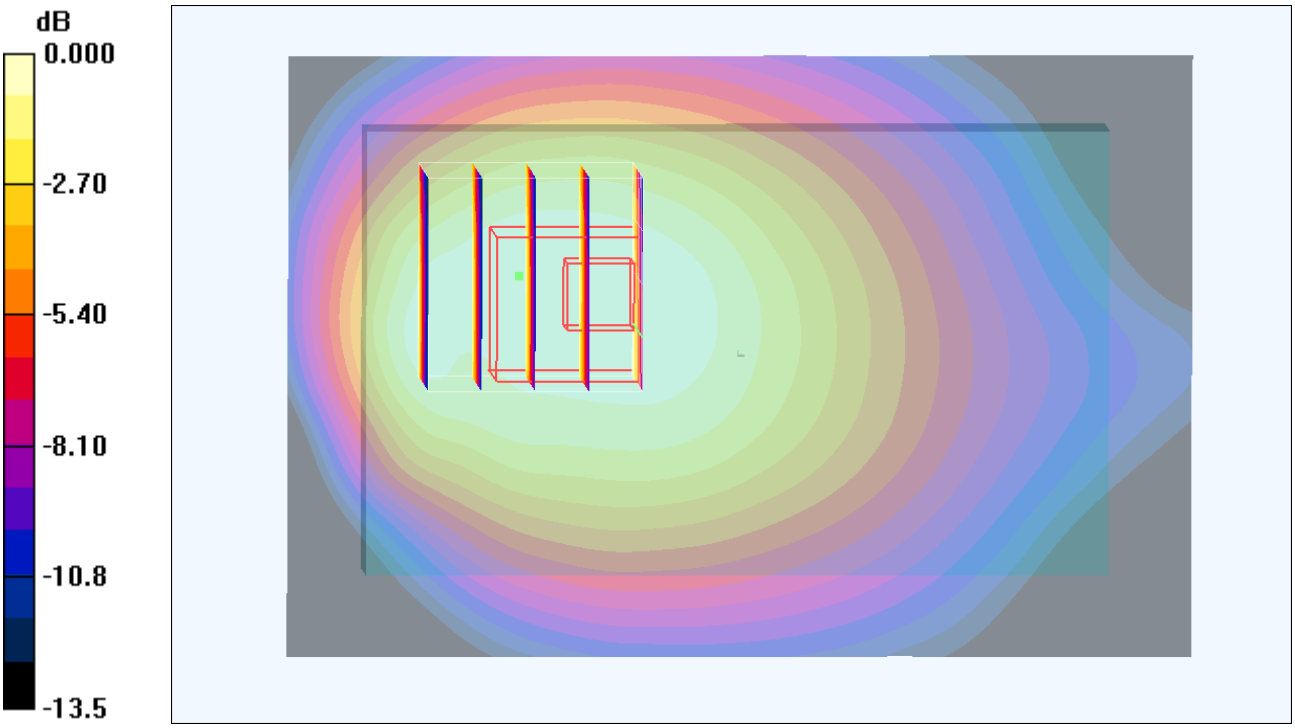

0 dB = 0.939mW/g

48 WCDMA V_RMC12.2K_Back_1cm_Ch4233_Earphone

DUT: 211214

Communication System: WCDMA; Frequency: 846.6 MHz;Duty Cycle: 1:1
Medium: MSL_850_120322 Medium parameters used: f = 847 MHz; σ = 0.975 mho/m; ε_r = 54.4; ρ = 1000 kg/m^3
Ambient Temperature：22.6 ℃; Liquid Temperature：21.6 ℃

DASY4 Configuration:
- Probe: EX3DV4 - SN3820; ConvF(9.24, 9.24, 9.24); Calibrated: 2011-12-16
- Sensor-Surface: 4mm (Mechanical Surface Detection)
- Electronics: DAE3 Sn495; Calibrated: 2011-04-28
- Phantom: SAM_Right; Type: SAM; Serial: TP-1303
- Measurement SW: DASY4, V4.7 Build 80; Postprocessing SW: SEMCAD, V1.8 Build 186

Ch4233/Area Scan (61x91x1): Measurement grid: dx=15mm, dy=15mm
Maximum value of SAR (interpolated) = 1.04 mW/g

Ch4233/Zoom Scan (5x5x7)/Cube 0: Measurement grid: dx=8mm, dy=8mm, dz=5mm
Reference Value = 26.9 V/m; Power Drift = 0.050 dB
Peak SAR (extrapolated) = 1.50 W/kg
SAR(1 g) = 0.928 mW/g; SAR(10 g) = 0.605 mW/g
Maximum value of SAR (measured) = 0.987 mW/g

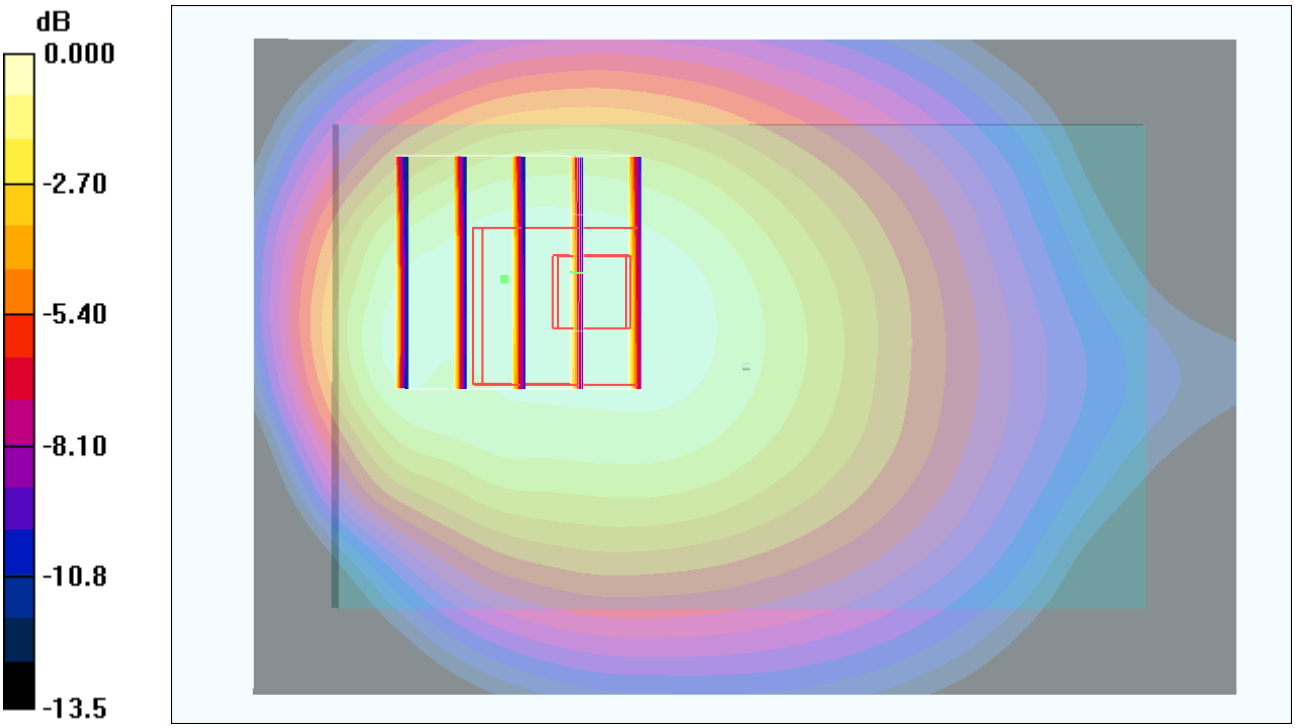

0 dB = 0.987mW/g

20 WCDMA II_RMC12.2K_Front_1cm_Ch9400

DUT: 211214

Communication System: WCDMA; Frequency: 1880 MHz;Duty Cycle: 1:1
Medium: MSL_1900_120321 Medium parameters used: f = 1880 MHz; σ = 1.51 mho/m; ε_r = 52.9; ρ = 1000 kg/m^3
Ambient Temperature：22.5 ℃； Liquid Temperature：21.5 ℃

DASY4 Configuration:
- Probe: EX3DV4 - SN3820; ConvF(8.04, 8.04, 8.04); Calibrated: 2011-12-16
- Sensor-Surface: 4mm (Mechanical Surface Detection)
- Electronics: DAE3 Sn495; Calibrated: 2011-04-28
- Phantom: SAM_Right; Type: SAM; Serial: TP-1303
- Measurement SW: DASY4, V4.7 Build 80; Postprocessing SW: SEMCAD, V1.8 Build 186

Ch9400/Area Scan (61x91x1): Measurement grid: dx=15mm, dy=15mm
Maximum value of SAR (interpolated) = 0.671 mW/g

Ch9400/Zoom Scan (5x5x7)/Cube 0: Measurement grid: dx=8mm, dy=8mm, dz=5mm
Reference Value = 9.10 V/m; Power Drift = -0.005 dB
Peak SAR (extrapolated) = 0.961 W/kg
SAR(1 g) = 0.605 mW/g; SAR(10 g) = 0.352 mW/g
Maximum value of SAR (measured) = 0.661 mW/g

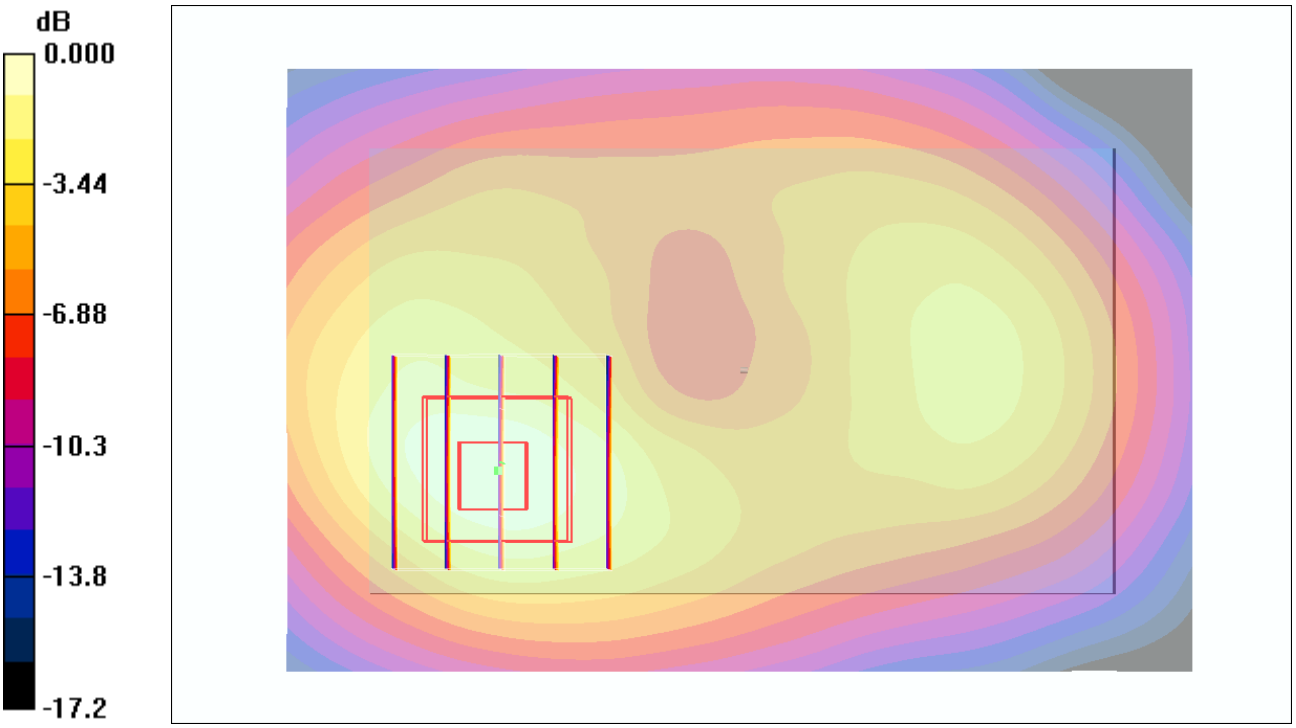

0 dB = 0.661mW/g

21 WCDMA II_RMC12.2K_Back_1cm_Ch9400

DUT: 211214

Communication System: WCDMA; Frequency: 1880 MHz;Duty Cycle: 1:1
Medium: MSL_1900_120321 Medium parameters used: f = 1880 MHz; σ = 1.51 mho/m; ε_r = 52.9; ρ = 1000 kg/m^3
Ambient Temperature：22.5 ℃; Liquid Temperature：21.5 ℃

DASY4 Configuration:
- Probe: EX3DV4 - SN3820; ConvF(8.04, 8.04, 8.04); Calibrated: 2011-12-16
- Sensor-Surface: 4mm (Mechanical Surface Detection)
- Electronics: DAE3 Sn495; Calibrated: 2011-04-28
- Phantom: SAM_Right; Type: SAM; Serial: TP-1303
- Measurement SW: DASY4, V4.7 Build 80; Postprocessing SW: SEMCAD, V1.8 Build 186

Ch9400/Area Scan (61x91x1): Measurement grid: dx=15mm, dy=15mm
Maximum value of SAR (interpolated) = 0.642 mW/g

Ch9400/Zoom Scan (5x5x7)/Cube 0: Measurement grid: dx=8mm, dy=8mm, dz=5mm
Reference Value = 11.9 V/m; Power Drift = -0.100 dB
Peak SAR (extrapolated) = 0.951 W/kg
SAR(1 g) = 0.595 mW/g; SAR(10 g) = 0.354 mW/g
Maximum value of SAR (measured) = 0.651 mW/g

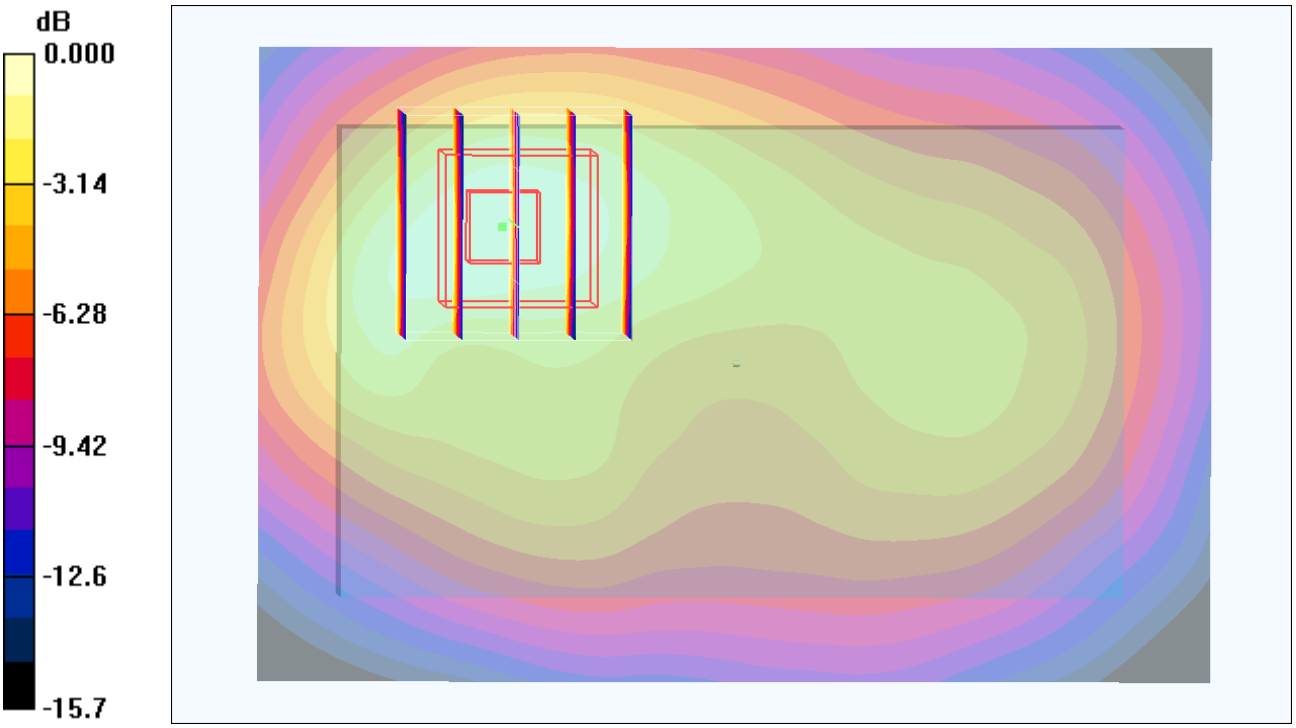

0 dB = 0.651mW/g

22 WCDMA II_RMC12.2K_Left Side_1cm_Ch9400

DUT: 211214

Communication System: WCDMA; Frequency: 1880 MHz;Duty Cycle: 1:1
Medium: MSL_1900_120321 Medium parameters used: f = 1880 MHz; σ = 1.51 mho/m; ε_r = 52.9; ρ = 1000 kg/m^3
Ambient Temperature：22.5 ℃; Liquid Temperature：21.5 ℃

DASY4 Configuration:
- Probe: EX3DV4 - SN3820; ConvF(8.04, 8.04, 8.04); Calibrated: 2011-12-16
- Sensor-Surface: 4mm (Mechanical Surface Detection)
- Electronics: DAE3 Sn495; Calibrated: 2011-04-28
- Phantom: SAM_Right; Type: SAM; Serial: TP-1303
- Measurement SW: DASY4, V4.7 Build 80; Postprocessing SW: SEMCAD, V1.8 Build 186

Ch9400/Area Scan (31x91x1): Measurement grid: dx=15mm, dy=15mm
Maximum value of SAR (interpolated) = 0.167 mW/g

Ch9400/Zoom Scan (5x5x7)/Cube 0: Measurement grid: dx=8mm, dy=8mm, dz=5mm
Reference Value = 10.2 V/m; Power Drift = -0.151 dB
Peak SAR (extrapolated) = 0.222 W/kg
SAR(1 g) = 0.142 mW/g; SAR(10 g) = 0.086 mW/g
Maximum value of SAR (measured) = 0.150 mW/g

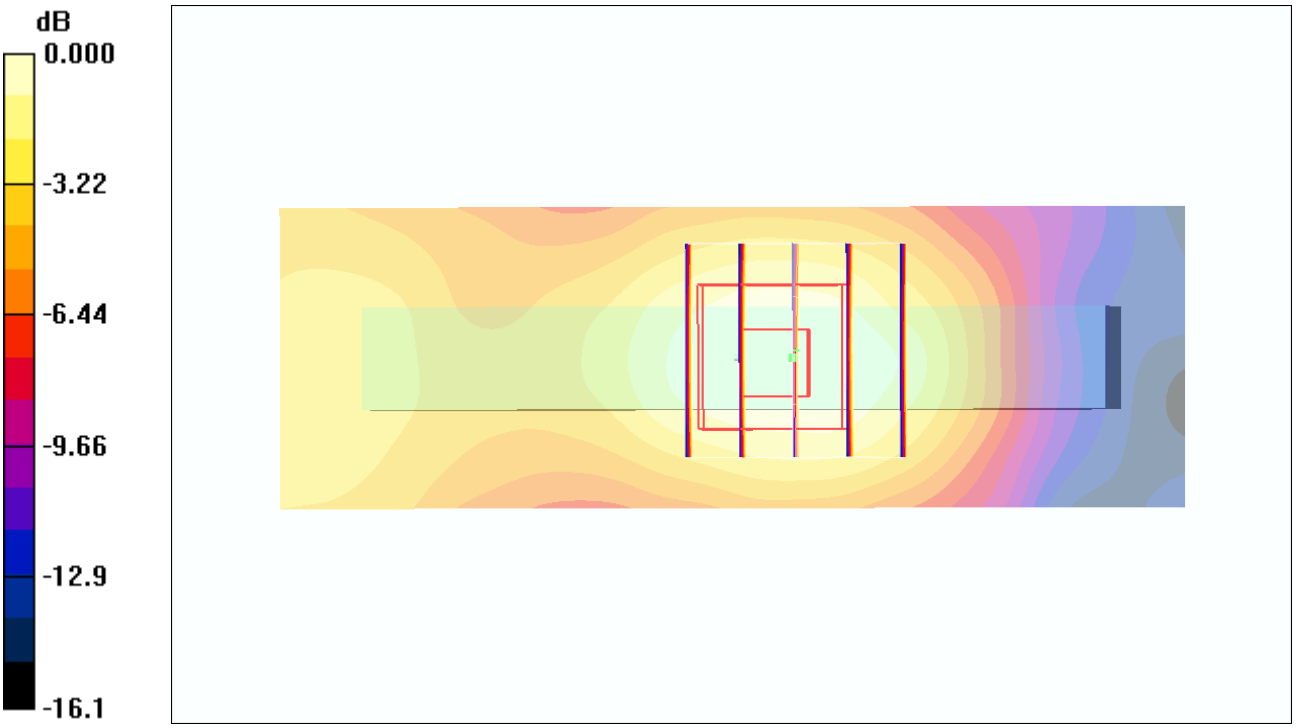

0 dB = 0.150mW/g

23 WCDMA II_RMC12.2K_Right Side_1cm_Ch9400

DUT: 211214

Communication System: WCDMA; Frequency: 1880 MHz;Duty Cycle: 1:1
Medium: MSL_1900_120321 Medium parameters used: f = 1880 MHz; σ = 1.51 mho/m; ε_r = 52.9; ρ = 1000 kg/m^3
Ambient Temperature：22.5 ℃; Liquid Temperature：21.5 ℃

DASY4 Configuration:
- Probe: EX3DV4 - SN3820; ConvF(8.04, 8.04, 8.04); Calibrated: 2011-12-16
- Sensor-Surface: 4mm (Mechanical Surface Detection)
- Electronics: DAE3 Sn495; Calibrated: 2011-04-28
- Phantom: SAM_Right; Type: SAM; Serial: TP-1303
- Measurement SW: DASY4, V4.7 Build 80; Postprocessing SW: SEMCAD, V1.8 Build 186

Ch9400/Area Scan (31x91x1): Measurement grid: dx=15mm, dy=15mm
Maximum value of SAR (interpolated) = 0.267 mW/g

Ch9400/Zoom Scan (5x5x7)/Cube 0: Measurement grid: dx=8mm, dy=8mm, dz=5mm
Reference Value = 12.8 V/m; Power Drift = 0.007 dB
Peak SAR (extrapolated) = 0.366 W/kg
SAR(1 g) = 0.239 mW/g; SAR(10 g) = 0.148 mW/g
Maximum value of SAR (measured) = 0.258 mW/g

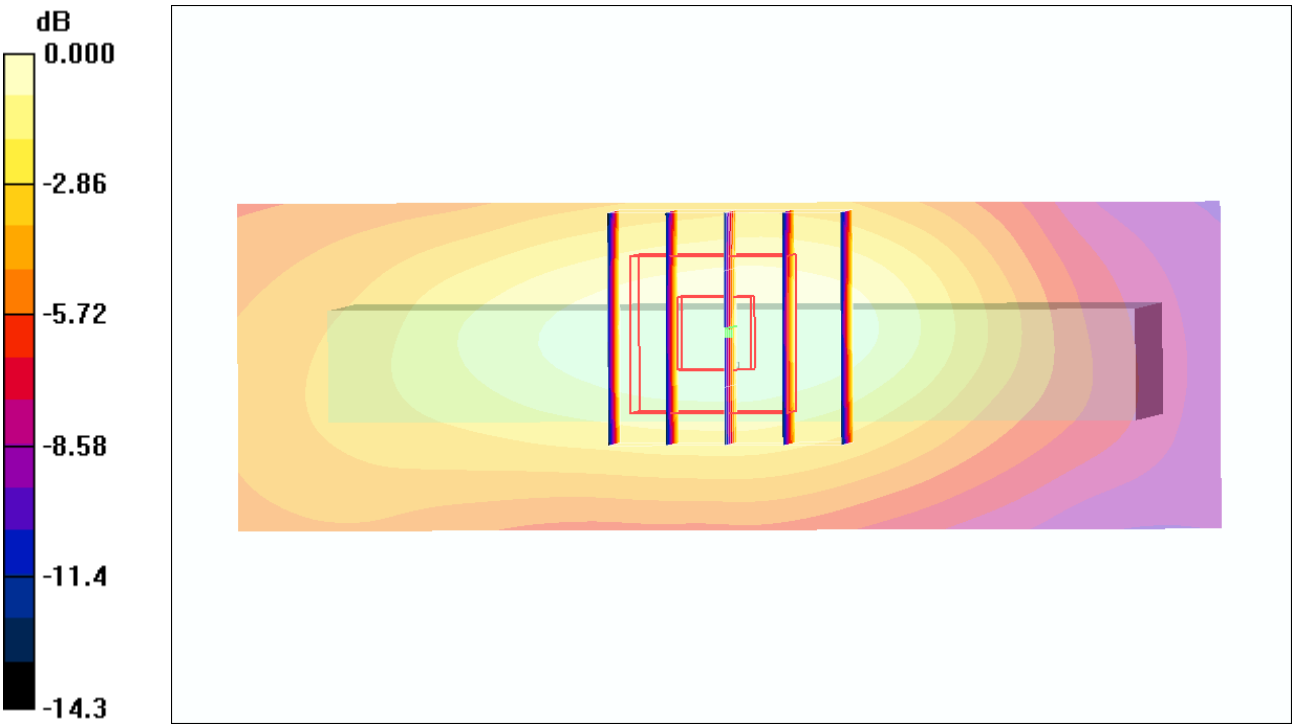

0 dB = 0.258mW/g

25 WCDMA II_RMC12.2K_Bottom Side_1cm_Ch9400

DUT: 211214

Communication System: WCDMA; Frequency: 1880 MHz;Duty Cycle: 1:1
Medium: MSL_1900_120321 Medium parameters used: f = 1880 MHz; σ = 1.51 mho/m; ε_r = 52.9; ρ = 1000 kg/m^3
Ambient Temperature：22.5 ℃; Liquid Temperature：21.5 ℃

DASY4 Configuration:
- Probe: EX3DV4 - SN3820; ConvF(8.04, 8.04, 8.04); Calibrated: 2011-12-16
- Sensor-Surface: 4mm (Mechanical Surface Detection)
- Electronics: DAE3 Sn495; Calibrated: 2011-04-28
- Phantom: SAM_Right; Type: SAM; Serial: TP-1303
- Measurement SW: DASY4, V4.7 Build 80; Postprocessing SW: SEMCAD, V1.8 Build 186

Ch9400/Area Scan (31x61x1): Measurement grid: dx=15mm, dy=15mm
Maximum value of SAR (interpolated) = 0.710 mW/g

Ch9400/Zoom Scan (5x5x7)/Cube 0: Measurement grid: dx=8mm, dy=8mm, dz=5mm
Reference Value = 20.1 V/m; Power Drift = 0.042 dB
Peak SAR (extrapolated) = 1.02 W/kg
SAR(1 g) = 0.629 mW/g; SAR(10 g) = 0.356 mW/g
Maximum value of SAR (measured) = 0.702 mW/g

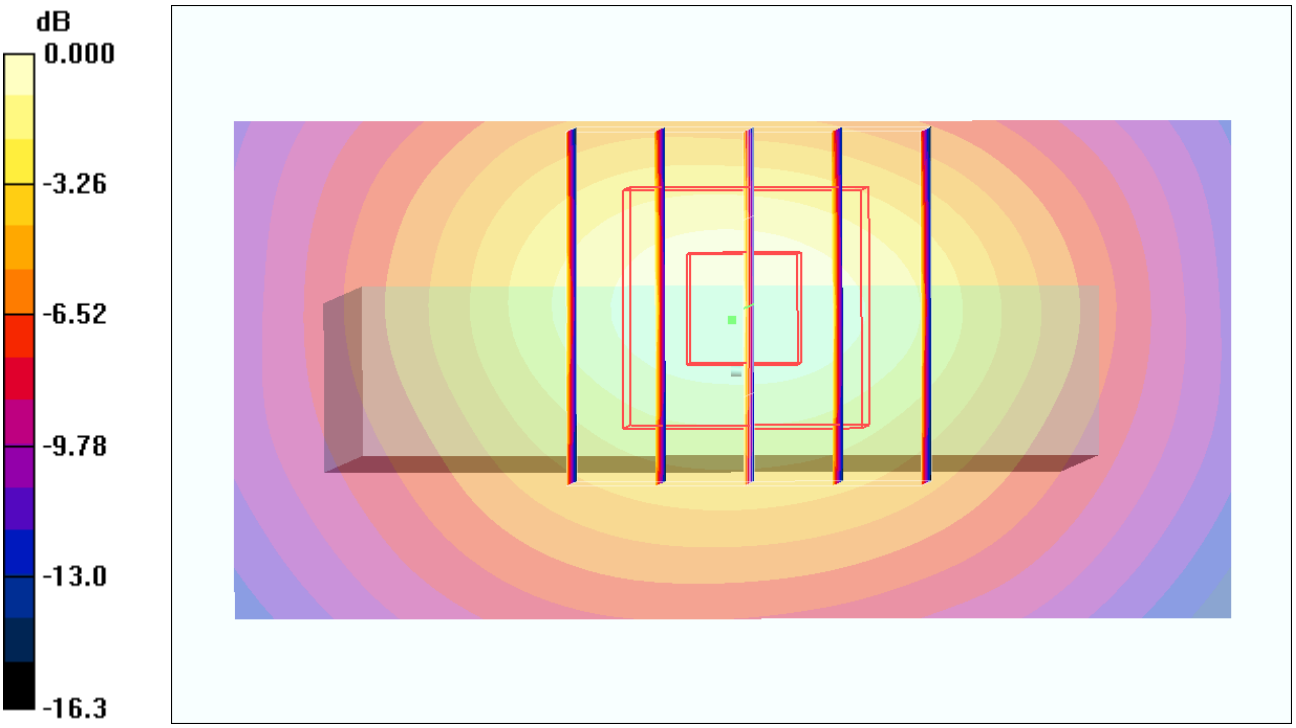

0 dB = 0.702mW/g

25 WCDMA II_RMC12.2K_Bottom Side_1cm_Ch9400_2D

DUT: 211214

Communication System: WCDMA; Frequency: 1880 MHz;Duty Cycle: 1:1
Medium: MSL_1900_120321 Medium parameters used: f = 1880 MHz; σ = 1.51 mho/m; ε_r = 52.9; ρ = 1000 kg/m^3
Ambient Temperature：22.5 ℃; Liquid Temperature：21.5 ℃

DASY4 Configuration:
- Probe: EX3DV4 - SN3820; ConvF(8.04, 8.04, 8.04); Calibrated: 2011-12-16
- Sensor-Surface: 4mm (Mechanical Surface Detection)
- Electronics: DAE3 Sn495; Calibrated: 2011-04-28
- Phantom: SAM_Right; Type: SAM; Serial: TP-1303
- Measurement SW: DASY4, V4.7 Build 80; Postprocessing SW: SEMCAD, V1.8 Build 186

Ch9400/Area Scan (31x61x1): Measurement grid: dx=15mm, dy=15mm
Maximum value of SAR (interpolated) = 0.710 mW/g

Ch9400/Zoom Scan (5x5x7)/Cube 0: Measurement grid: dx=8mm, dy=8mm, dz=5mm
Reference Value = 20.1 V/m; Power Drift = 0.042 dB
Peak SAR (extrapolated) = 1.02 W/kg
SAR(1 g) = 0.629 mW/g; SAR(10 g) = 0.356 mW/g
Maximum value of SAR (measured) = 0.702 mW/g

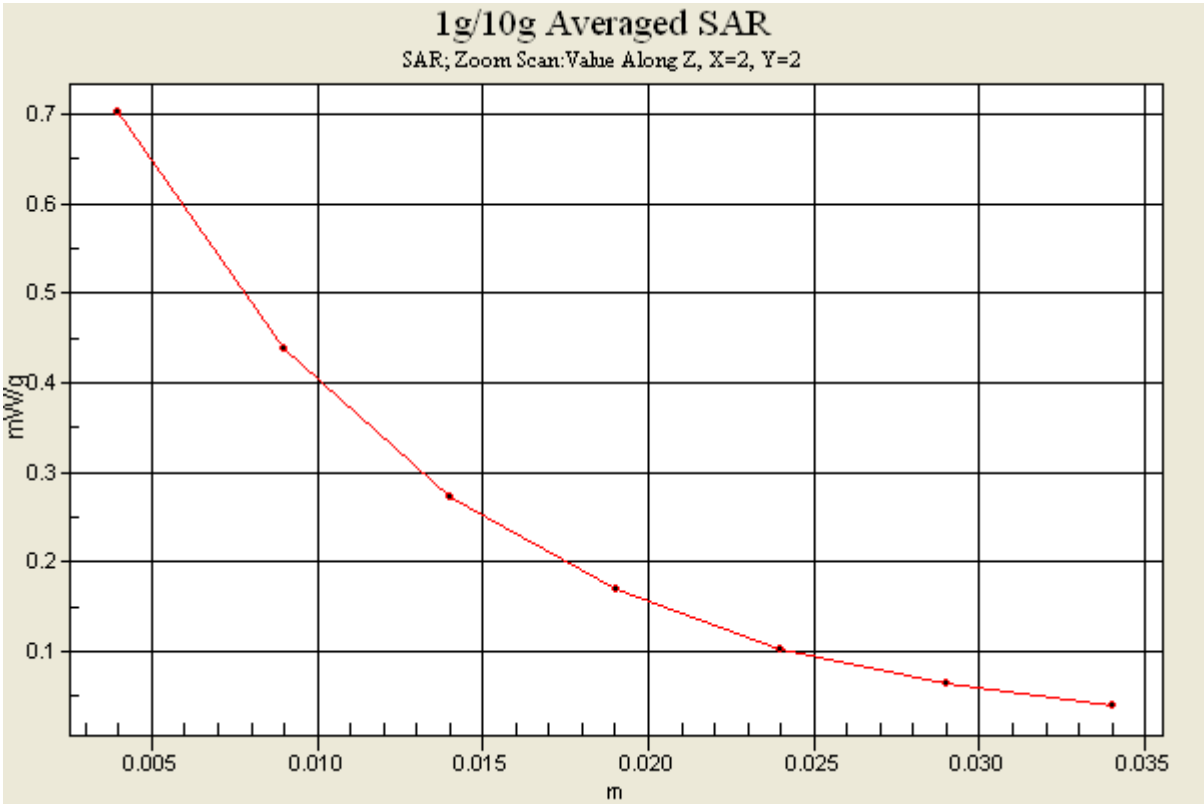

20 WCDMA II_RMC12.2K_Front_1cm_Ch9400

DUT: 211214

Communication System: WCDMA; Frequency: 1880 MHz;Duty Cycle: 1:1
Medium: MSL_1900_120321 Medium parameters used: f = 1880 MHz; σ = 1.51 mho/m; ε_r = 52.9; ρ = 1000 kg/m^3
Ambient Temperature：22.5 ℃； Liquid Temperature：21.5 ℃

DASY4 Configuration:
- Probe: EX3DV4 - SN3820; ConvF(8.04, 8.04, 8.04); Calibrated: 2011-12-16
- Sensor-Surface: 4mm (Mechanical Surface Detection)
- Electronics: DAE3 Sn495; Calibrated: 2011-04-28
- Phantom: SAM_Right; Type: SAM; Serial: TP-1303
- Measurement SW: DASY4, V4.7 Build 80; Postprocessing SW: SEMCAD, V1.8 Build 186

Ch9400/Area Scan (61x91x1): Measurement grid: dx=15mm, dy=15mm
Maximum value of SAR (interpolated) = 0.671 mW/g

Ch9400/Zoom Scan (5x5x7)/Cube 0: Measurement grid: dx=8mm, dy=8mm, dz=5mm
Reference Value = 9.10 V/m; Power Drift = -0.005 dB
Peak SAR (extrapolated) = 0.961 W/kg
SAR(1 g) = 0.605 mW/g; SAR(10 g) = 0.352 mW/g
Maximum value of SAR (measured) = 0.661 mW/g

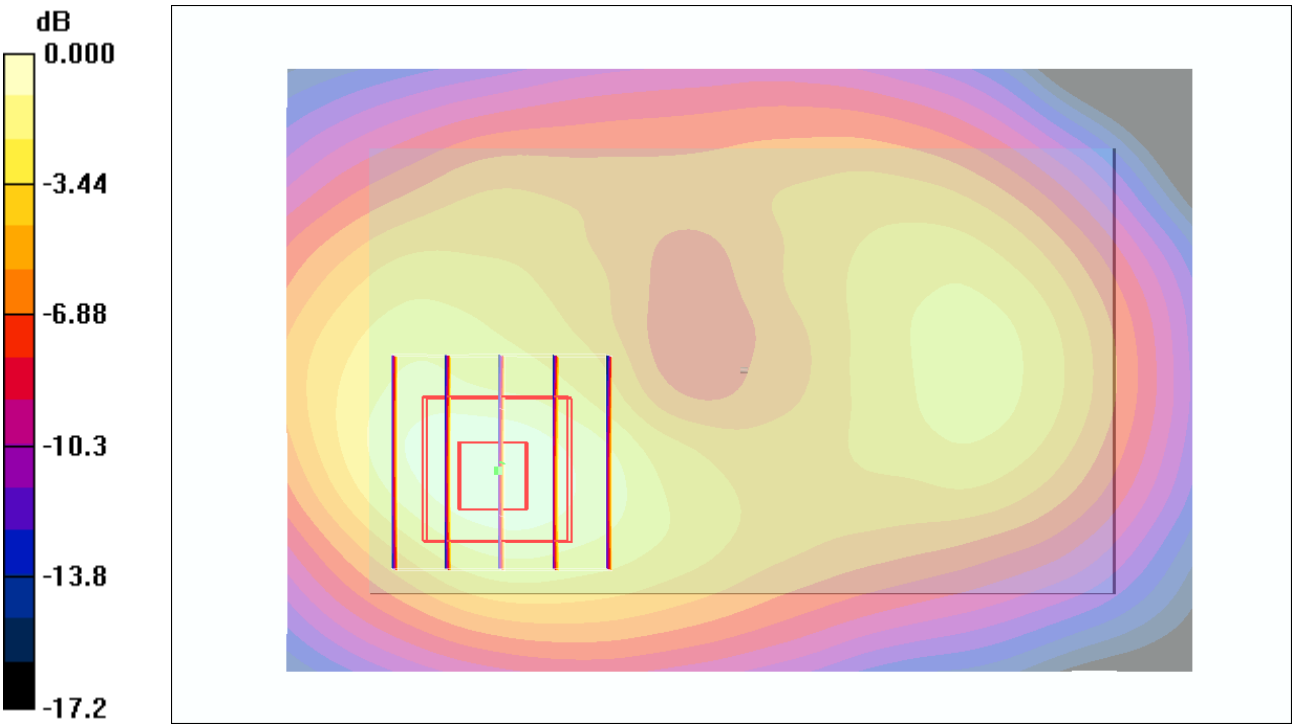

0 dB = 0.661mW/g

21 WCDMA II_RMC12.2K_Back_1cm_Ch9400

DUT: 211214

Communication System: WCDMA; Frequency: 1880 MHz;Duty Cycle: 1:1
Medium: MSL_1900_120321 Medium parameters used: f = 1880 MHz; σ = 1.51 mho/m; ε_r = 52.9; ρ = 1000 kg/m^3
Ambient Temperature：22.5 ℃; Liquid Temperature：21.5 ℃

DASY4 Configuration:
- Probe: EX3DV4 - SN3820; ConvF(8.04, 8.04, 8.04); Calibrated: 2011-12-16
- Sensor-Surface: 4mm (Mechanical Surface Detection)
- Electronics: DAE3 Sn495; Calibrated: 2011-04-28
- Phantom: SAM_Right; Type: SAM; Serial: TP-1303
- Measurement SW: DASY4, V4.7 Build 80; Postprocessing SW: SEMCAD, V1.8 Build 186

Ch9400/Area Scan (61x91x1): Measurement grid: dx=15mm, dy=15mm
Maximum value of SAR (interpolated) = 0.642 mW/g

Ch9400/Zoom Scan (5x5x7)/Cube 0: Measurement grid: dx=8mm, dy=8mm, dz=5mm
Reference Value = 11.9 V/m; Power Drift = -0.100 dB
Peak SAR (extrapolated) = 0.951 W/kg
SAR(1 g) = 0.595 mW/g; SAR(10 g) = 0.354 mW/g
Maximum value of SAR (measured) = 0.651 mW/g

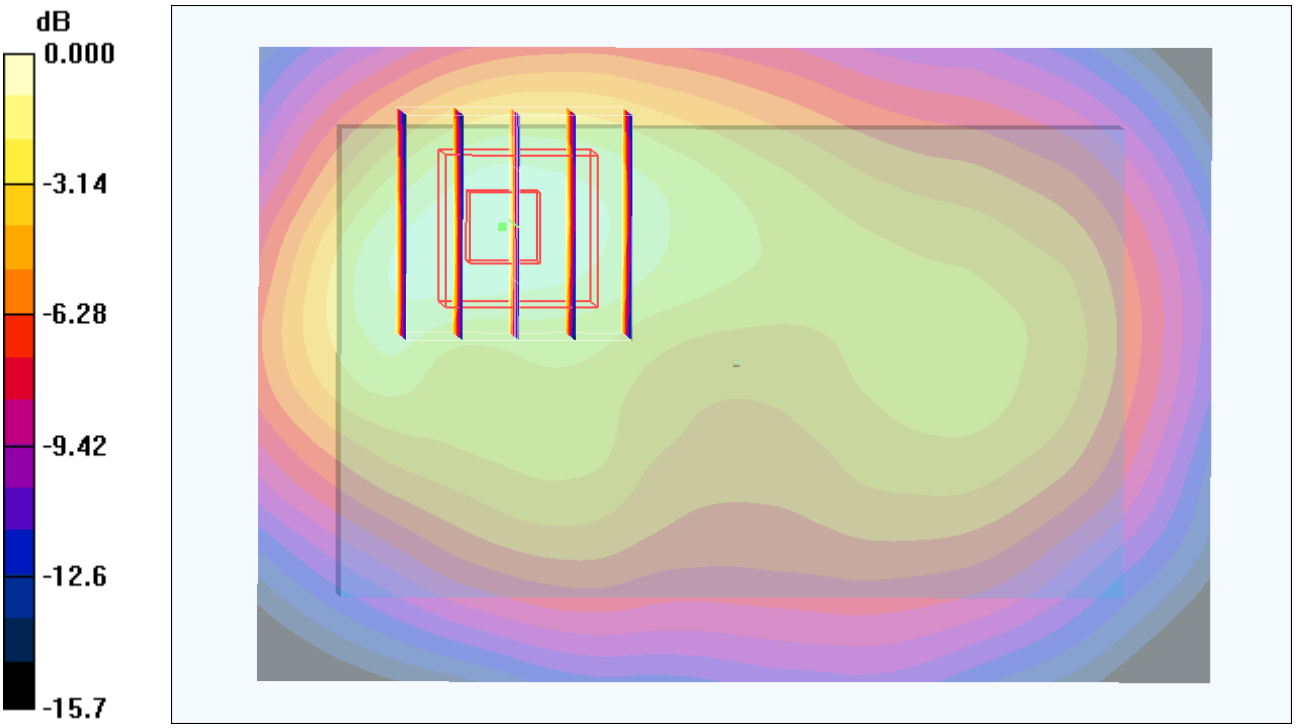

0 dB = 0.651mW/g

26 WCDMA II_RMC12.2K_Front_1cm_Ch9400_Earphone

DUT: 211214

Communication System: WCDMA; Frequency: 1880 MHz;Duty Cycle: 1:1
Medium: MSL_1900_120321 Medium parameters used: f = 1880 MHz; σ = 1.51 mho/m; ε_r = 52.9; ρ = 1000 kg/m^3
Ambient Temperature：22.5 ℃; Liquid Temperature：21.5 ℃

DASY4 Configuration:
- Probe: EX3DV4 - SN3820; ConvF(8.04, 8.04, 8.04); Calibrated: 2011-12-16
- Sensor-Surface: 4mm (Mechanical Surface Detection)
- Electronics: DAE3 Sn495; Calibrated: 2011-04-28
- Phantom: SAM_Right; Type: SAM; Serial: TP-1303
- Measurement SW: DASY4, V4.7 Build 80; Postprocessing SW: SEMCAD, V1.8 Build 186

Ch9400/Area Scan (61x91x1): Measurement grid: dx=15mm, dy=15mm
Maximum value of SAR (interpolated) = 0.659 mW/g

Ch9400/Zoom Scan (5x5x7)/Cube 0: Measurement grid: dx=8mm, dy=8mm, dz=5mm
Reference Value = 8.97 V/m; Power Drift = -0.071 dB
Peak SAR (extrapolated) = 0.951 W/kg
SAR(1 g) = 0.590 mW/g; SAR(10 g) = 0.340 mW/g
Maximum value of SAR (measured) = 0.653 mW/g

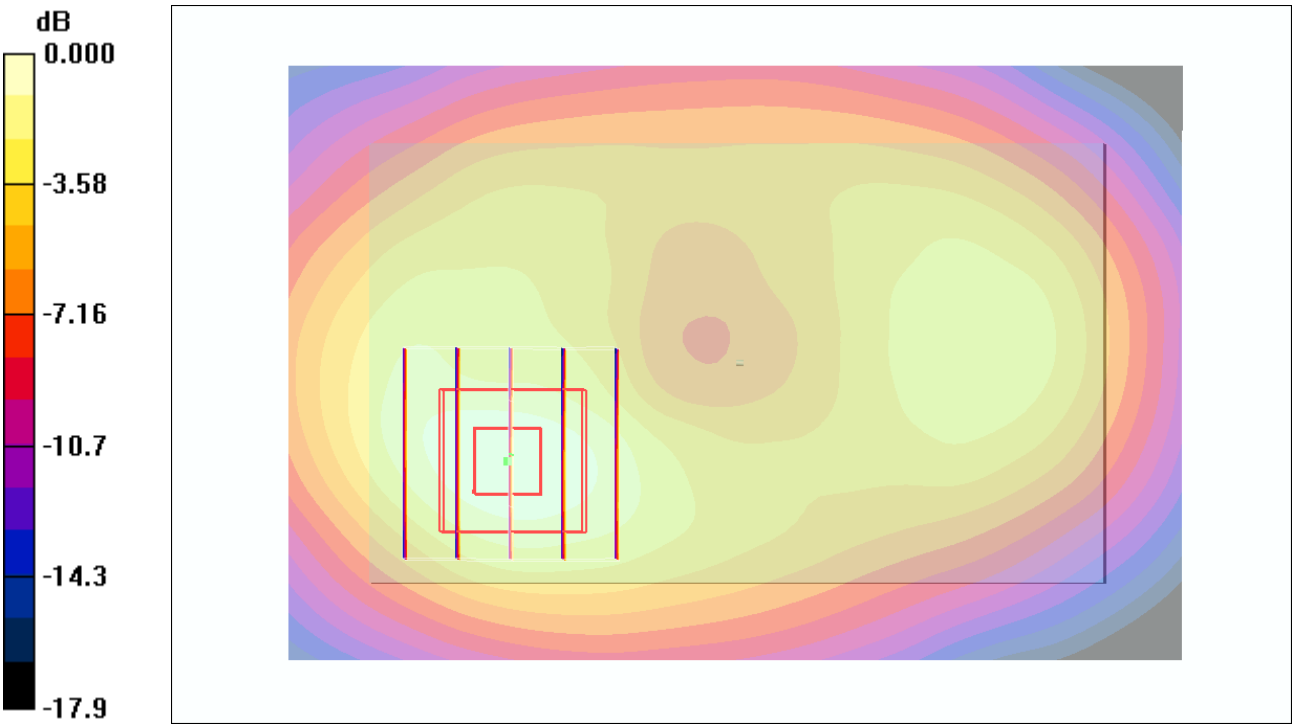

0 dB = 0.653mW/g

#65 802.11b_Front_1cm_Ch11

DUT: 211214

Communication System: 802.11b ; Frequency: 2462 MHz;Duty Cycle: 1:1
Medium: MSL_2450_120329 Medium parameters used: f = 2462 MHz; σ = 2.03 mho/m; ε_r = 53.8; ρ = 1000 kg/m^3
Ambient Temperature：22.6 ℃; Liquid Temperature：21.6 ℃

DASY4 Configuration:
- Probe: ET3DV6 - SN1787; ConvF(3.96, 3.96, 3.96); Calibrated: 2011-05-20
- Sensor-Surface: 4mm (Mechanical Surface Detection)
- Electronics: DAE3 Sn495; Calibrated: 2011-04-28
- Phantom: SAM_Right; Type: SAM; Serial: TP-1303
- Measurement SW: DASY4, V4.7 Build 80; Postprocessing SW: SEMCAD, V1.8 Build 186

Ch11/Area Scan (71x91x1): Measurement grid: dx=15mm, dy=15mm
Maximum value of SAR (interpolated) = 0.041 mW/g

Ch11/Zoom Scan (5x5x7)/Cube 0: Measurement grid: dx=8mm, dy=8mm, dz=5mm
Reference Value = 2.22 V/m; Power Drift = -0.137 dB
Peak SAR (extrapolated) = 0.069 W/kg
SAR(1 g) = 0.036 mW/g; SAR(10 g) = 0.017 mW/g
Maximum value of SAR (measured) = 0.043 mW/g

Ch11/Zoom Scan (5x5x7)/Cube 1: Measurement grid: dx=8mm, dy=8mm, dz=5mm
Reference Value = 2.22 V/m; Power Drift = -0.137 dB
Peak SAR (extrapolated) = 0.050 W/kg
SAR(1 g) = 0.026 mW/g; SAR(10 g) = 0.014 mW/g
Maximum value of SAR (measured) = 0.028 mW/g

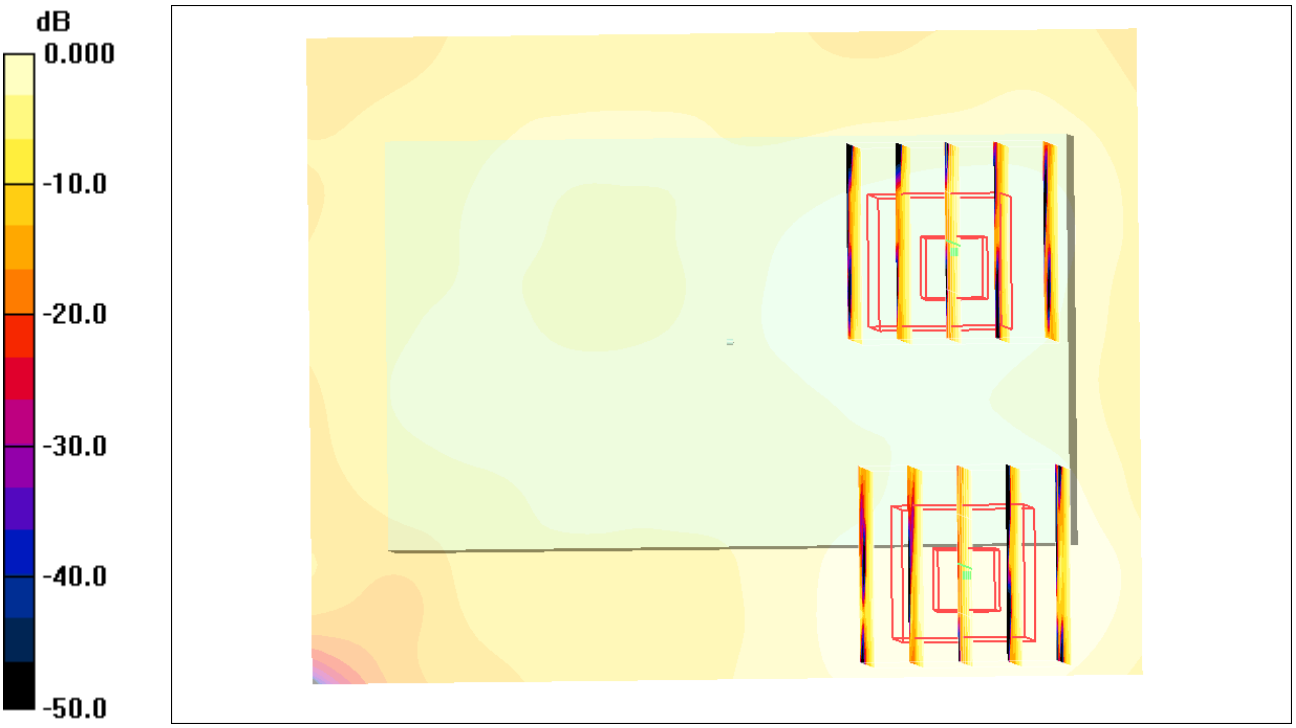

0 dB = 0.028mW/g

#66 802.11b_Back_1cm_Ch11

DUT: 211214

Communication System: 802.11b ; Frequency: 2462 MHz;Duty Cycle: 1:1
Medium: MSL_2450_120329 Medium parameters used: f = 2462 MHz; σ = 2.03 mho/m; ε_r = 53.8; ρ = 1000 kg/m^3
Ambient Temperature：22.6 ℃; Liquid Temperature：21.6 ℃

DASY4 Configuration:
- Probe: ET3DV6 - SN1787; ConvF(3.96, 3.96, 3.96); Calibrated: 2011-05-20
- Sensor-Surface: 4mm (Mechanical Surface Detection)
- Electronics: DAE3 Sn495; Calibrated: 2011-04-28
- Phantom: SAM_Right; Type: SAM; Serial: TP-1303
- Measurement SW: DASY4, V4.7 Build 80; Postprocessing SW: SEMCAD, V1.8 Build 186

Ch11/Area Scan (71x91x1): Measurement grid: dx=15mm, dy=15mm
Maximum value of SAR (interpolated) = 0.405 mW/g

Ch11/Zoom Scan (5x5x7)/Cube 0: Measurement grid: dx=8mm, dy=8mm, dz=5mm
Reference Value = 5.66 V/m; Power Drift = 0.153 dB
Peak SAR (extrapolated) = 1.11 W/kg
SAR(1 g) = 0.396 mW/g; SAR(10 g) = 0.164 mW/g
Maximum value of SAR (measured) = 0.407 mW/g



0 dB = 0.407mW/g

#66 802.11b_Back_1cm_Ch11_2D

DUT: 211214

Communication System: 802.11b ; Frequency: 2462 MHz;Duty Cycle: 1:1
Medium: MSL_2450_120329 Medium parameters used: f = 2462 MHz; σ = 2.03 mho/m; ε_r = 53.8; ρ = 1000 kg/m^3
Ambient Temperature：22.6 ℃; Liquid Temperature：21.6 ℃

DASY4 Configuration:
- Probe: ET3DV6 - SN1787; ConvF(3.96, 3.96, 3.96); Calibrated: 2011-05-20
- Sensor-Surface: 4mm (Mechanical Surface Detection)
- Electronics: DAE3 Sn495; Calibrated: 2011-04-28
- Phantom: SAM_Right; Type: SAM; Serial: TP-1303
- Measurement SW: DASY4, V4.7 Build 80; Postprocessing SW: SEMCAD, V1.8 Build 186

Ch11/Area Scan (71x91x1): Measurement grid: dx=15mm, dy=15mm
Maximum value of SAR (interpolated) = 0.405 mW/g

Ch11/Zoom Scan (5x5x7)/Cube 0: Measurement grid: dx=8mm, dy=8mm, dz=5mm
Reference Value = 5.66 V/m; Power Drift = 0.153 dB
Peak SAR (extrapolated) = 1.11 W/kg
SAR(1 g) = 0.396 mW/g; SAR(10 g) = 0.164 mW/g
Maximum value of SAR (measured) = 0.407 mW/g

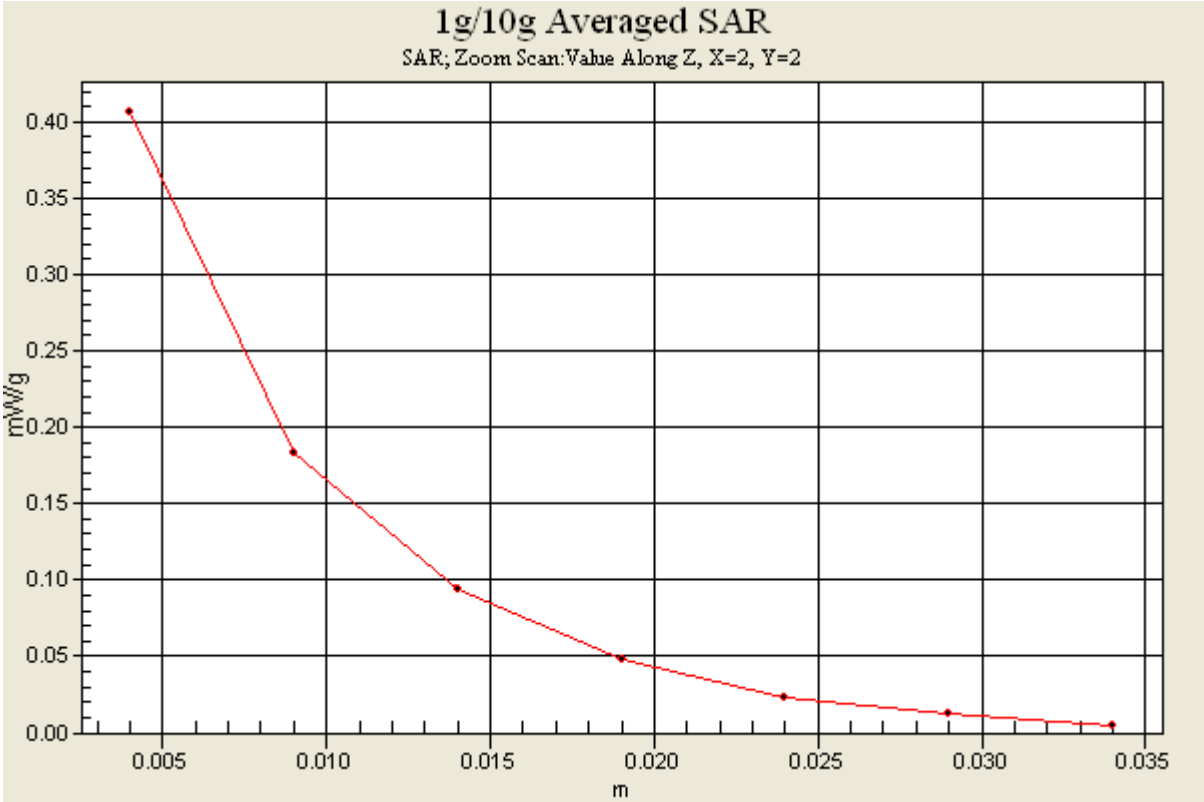

#68 802.11b_Right Side_1cm_Ch11

DUT: 211214

Communication System: 802.11b ; Frequency: 2462 MHz;Duty Cycle: 1:1
Medium: MSL_2450_120329 Medium parameters used: f = 2462 MHz; σ = 2.03 mho/m; ε_r = 53.8; ρ = 1000 kg/m^3
Ambient Temperature：22.6 ℃; Liquid Temperature：21.6 ℃

DASY4 Configuration:
- Probe: ET3DV6 - SN1787; ConvF(3.96, 3.96, 3.96); Calibrated: 2011-05-20
- Sensor-Surface: 4mm (Mechanical Surface Detection)
- Electronics: DAE3 Sn495; Calibrated: 2011-04-28
- Phantom: SAM_Right; Type: SAM; Serial: TP-1303
- Measurement SW: DASY4, V4.7 Build 80; Postprocessing SW: SEMCAD, V1.8 Build 186

Ch11/Area Scan (41x91x1): Measurement grid: dx=15mm, dy=15mm
Maximum value of SAR (interpolated) = 0.185 mW/g

Ch11/Zoom Scan (5x5x7)/Cube 0: Measurement grid: dx=8mm, dy=8mm, dz=5mm
Reference Value = 4.50 V/m; Power Drift = -0.120 dB
Peak SAR (extrapolated) = 0.498 W/kg
SAR(1 g) = 0.196 mW/g; SAR(10 g) = 0.087 mW/g
Maximum value of SAR (measured) = 0.219 mW/g

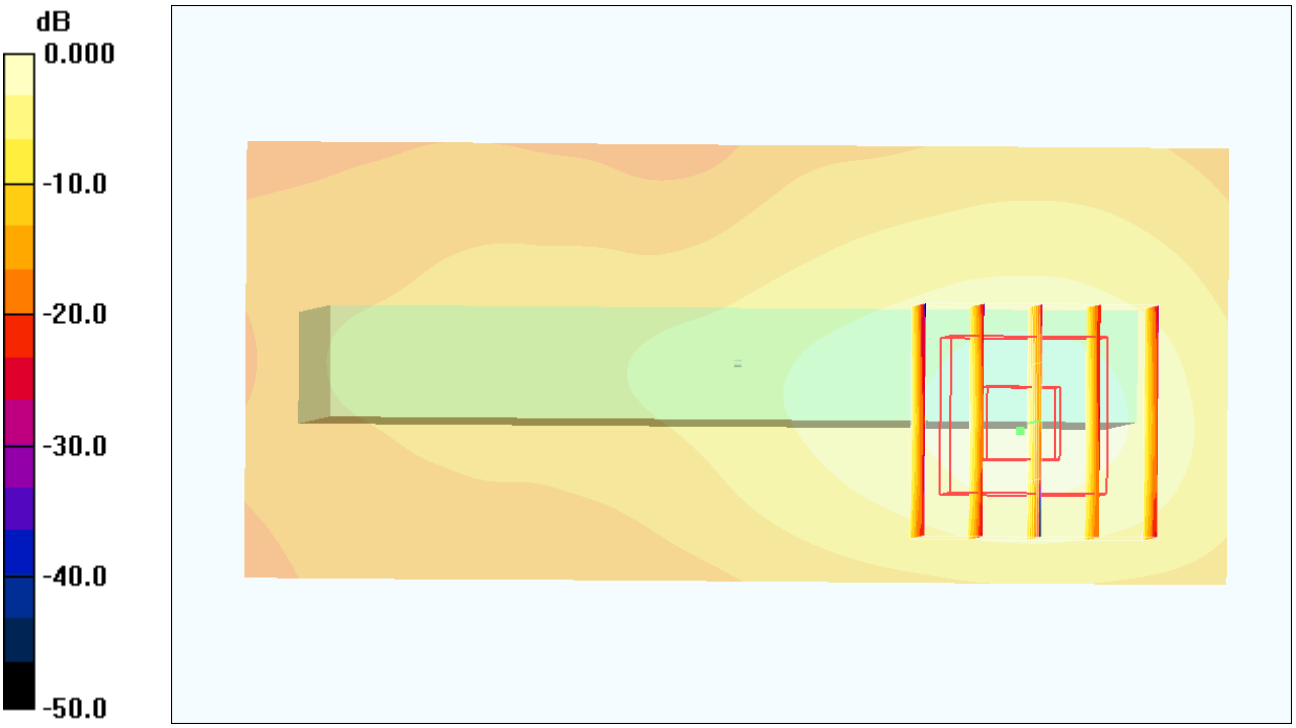

0 dB = 0.219mW/g

#69 802.11b_Top Side_1cm_Ch11

DUT: 211214

Communication System: 802.11b ; Frequency: 2462 MHz;Duty Cycle: 1:1
Medium: MSL_2450_120329 Medium parameters used: f = 2462 MHz; σ = 2.03 mho/m; ε_r = 53.8; ρ = 1000 kg/m^3
Ambient Temperature：22.6 ℃; Liquid Temperature：21.6 ℃

DASY4 Configuration:
- Probe: ET3DV6 - SN1787; ConvF(3.96, 3.96, 3.96); Calibrated: 2011-05-20
- Sensor-Surface: 4mm (Mechanical Surface Detection)
- Electronics: DAE3 Sn495; Calibrated: 2011-04-28
- Phantom: SAM_Right; Type: SAM; Serial: TP-1303
- Measurement SW: DASY4, V4.7 Build 80; Postprocessing SW: SEMCAD, V1.8 Build 186

Ch11/Area Scan (41x81x1): Measurement grid: dx=15mm, dy=15mm
Maximum value of SAR (interpolated) = 0.033 mW/g

Ch11/Zoom Scan (5x5x7)/Cube 0: Measurement grid: dx=8mm, dy=8mm, dz=5mm
Reference Value = 2.22 V/m; Power Drift = -0.12 dB
Peak SAR (extrapolated) = 0.058 W/kg
SAR(1 g) = 0.027 mW/g; SAR(10 g) = 0.014 mW/g
Maximum value of SAR (measured) = 0.030 mW/g

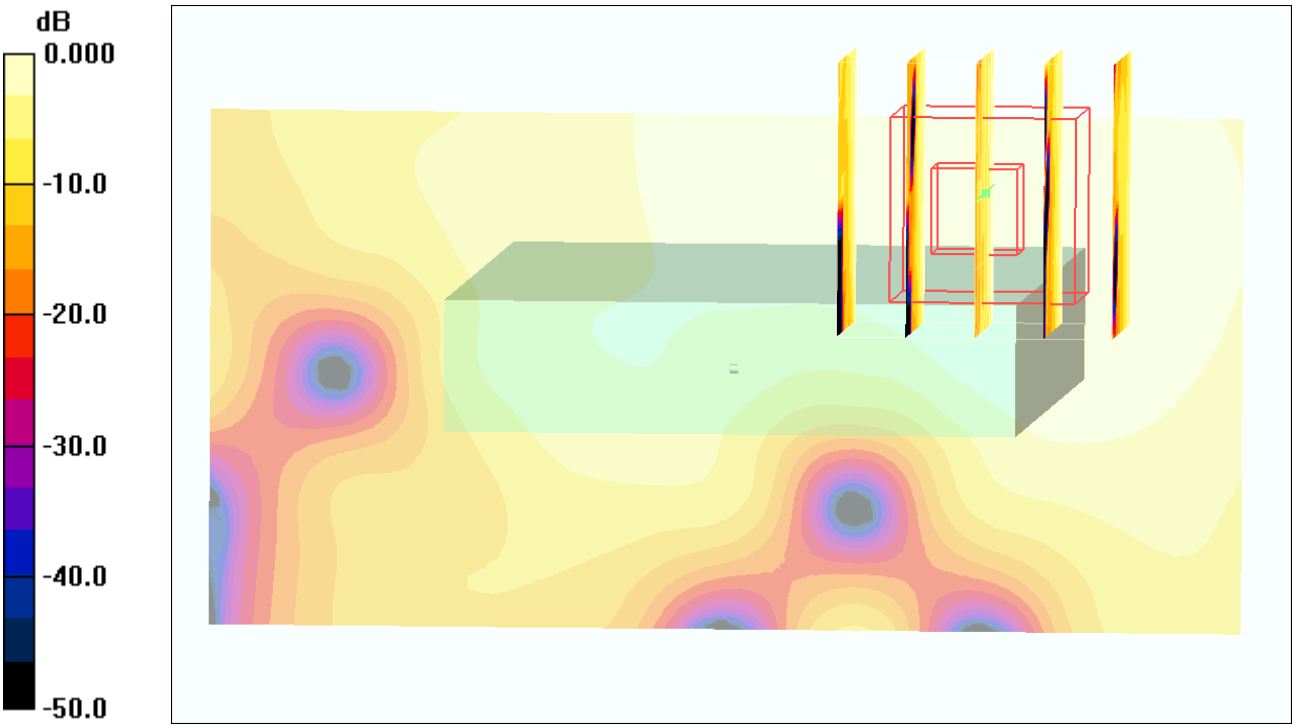

0 dB = 0.030mW/g

#65 802.11b_Front_1cm_Ch11

DUT: 211214

Communication System: 802.11b ; Frequency: 2462 MHz;Duty Cycle: 1:1
Medium: MSL_2450_120329 Medium parameters used: f = 2462 MHz; σ = 2.03 mho/m; ε_r = 53.8; ρ = 1000 kg/m^3
Ambient Temperature：22.6 ℃; Liquid Temperature：21.6 ℃

DASY4 Configuration:
- Probe: ET3DV6 - SN1787; ConvF(3.96, 3.96, 3.96); Calibrated: 2011-05-20
- Sensor-Surface: 4mm (Mechanical Surface Detection)
- Electronics: DAE3 Sn495; Calibrated: 2011-04-28
- Phantom: SAM_Right; Type: SAM; Serial: TP-1303
- Measurement SW: DASY4, V4.7 Build 80; Postprocessing SW: SEMCAD, V1.8 Build 186

Ch11/Area Scan (71x91x1): Measurement grid: dx=15mm, dy=15mm
Maximum value of SAR (interpolated) = 0.041 mW/g

Ch11/Zoom Scan (5x5x7)/Cube 0: Measurement grid: dx=8mm, dy=8mm, dz=5mm
Reference Value = 2.22 V/m; Power Drift = -0.137 dB
Peak SAR (extrapolated) = 0.069 W/kg
SAR(1 g) = 0.036 mW/g; SAR(10 g) = 0.017 mW/g
Maximum value of SAR (measured) = 0.043 mW/g

Ch11/Zoom Scan (5x5x7)/Cube 1: Measurement grid: dx=8mm, dy=8mm, dz=5mm
Reference Value = 2.22 V/m; Power Drift = -0.137 dB
Peak SAR (extrapolated) = 0.050 W/kg
SAR(1 g) = 0.026 mW/g; SAR(10 g) = 0.014 mW/g
Maximum value of SAR (measured) = 0.028 mW/g

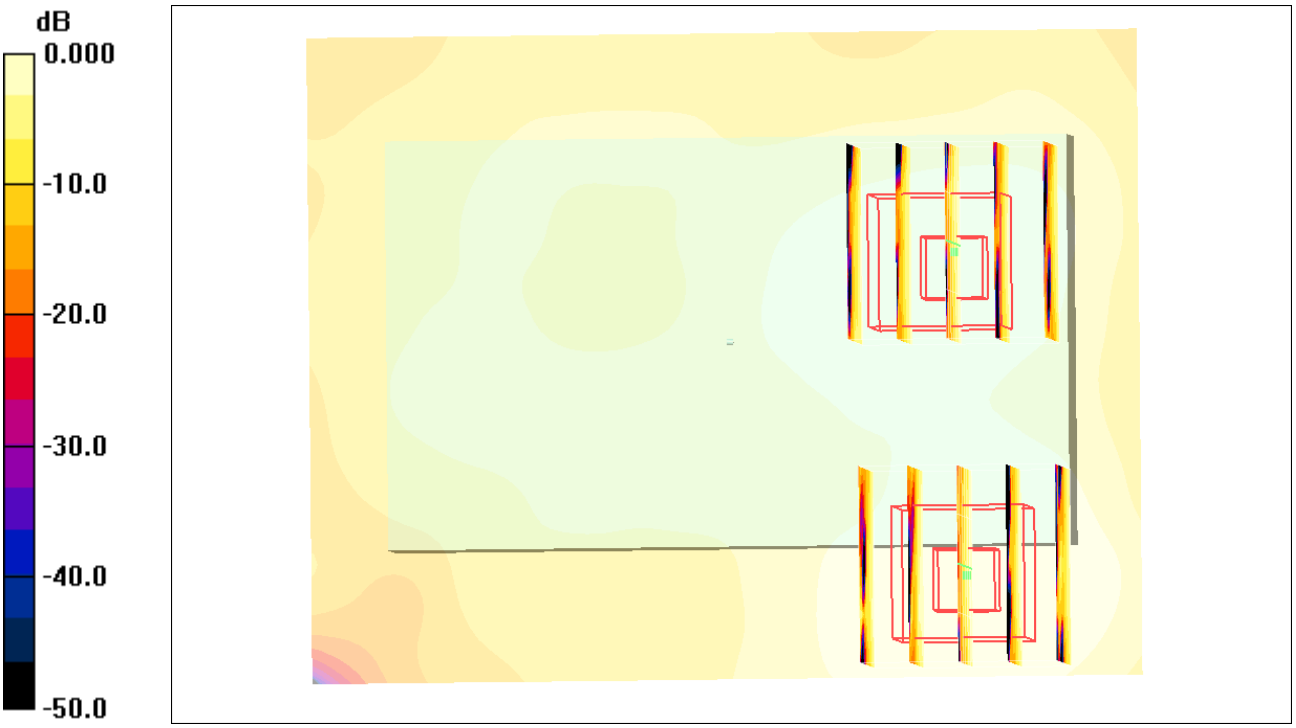

0 dB = 0.028mW/g

#66 802.11b_Back_1cm_Ch11

DUT: 211214

Communication System: 802.11b ; Frequency: 2462 MHz;Duty Cycle: 1:1
Medium: MSL_2450_120329 Medium parameters used: f = 2462 MHz; σ = 2.03 mho/m; ε_r = 53.8; ρ = 1000 kg/m^3
Ambient Temperature：22.6 ℃; Liquid Temperature：21.6 ℃

DASY4 Configuration:
- Probe: ET3DV6 - SN1787; ConvF(3.96, 3.96, 3.96); Calibrated: 2011-05-20
- Sensor-Surface: 4mm (Mechanical Surface Detection)
- Electronics: DAE3 Sn495; Calibrated: 2011-04-28
- Phantom: SAM_Right; Type: SAM; Serial: TP-1303
- Measurement SW: DASY4, V4.7 Build 80; Postprocessing SW: SEMCAD, V1.8 Build 186

Ch11/Area Scan (71x91x1): Measurement grid: dx=15mm, dy=15mm
Maximum value of SAR (interpolated) = 0.405 mW/g

Ch11/Zoom Scan (5x5x7)/Cube 0: Measurement grid: dx=8mm, dy=8mm, dz=5mm
Reference Value = 5.66 V/m; Power Drift = 0.153 dB
Peak SAR (extrapolated) = 1.11 W/kg
SAR(1 g) = 0.396 mW/g; SAR(10 g) = 0.164 mW/g
Maximum value of SAR (measured) = 0.407 mW/g



0 dB = 0.407mW/g

#71 802.11b_Back_1cm_Ch11_Earphone

DUT: 211214

Communication System: 802.11b ; Frequency: 2462 MHz;Duty Cycle: 1:1
Medium: MSL_2450_120329 Medium parameters used: f = 2462 MHz; σ = 2.03 mho/m; ε_r = 53.8; ρ = 1000 kg/m^3
Ambient Temperature：22.6 ℃; Liquid Temperature：21.6 ℃

DASY4 Configuration:
- Probe: ET3DV6 - SN1787; ConvF(3.96, 3.96, 3.96); Calibrated: 2011-05-20
- Sensor-Surface: 4mm (Mechanical Surface Detection)
- Electronics: DAE3 Sn495; Calibrated: 2011-04-28
- Phantom: SAM_Right; Type: SAM; Serial: TP-1303
- Measurement SW: DASY4, V4.7 Build 80; Postprocessing SW: SEMCAD, V1.8 Build 186

Ch11/Area Scan (71x91x1): Measurement grid: dx=15mm, dy=15mm
Maximum value of SAR (interpolated) = 0.373 mW/g

Ch11/Zoom Scan (5x5x7)/Cube 0: Measurement grid: dx=8mm, dy=8mm, dz=5mm
Reference Value = 5.11 V/m; Power Drift = -0.111 dB
Peak SAR (extrapolated) = 1.00 W/kg
SAR(1 g) = 0.365 mW/g; SAR(10 g) = 0.152 mW/g
Maximum value of SAR (measured) = 0.372 mW/g



0 dB = 0.372mW/g