57 GSM850_Right Cheek_Ch251

DUT: 211239-02

Communication System: GSM850; Frequency: 848.8 MHz;Duty Cycle: 1:8.3
Medium: HSL_850_120317 Medium parameters used: f = 849 MHz; σ = 0.917 mho/m; ε_r = 41; ρ = 1000 kg/m^3
Ambient Temperature：22.4 ℃; Liquid Temperature：21.4 ℃

DASY4 Configuration:
- Probe: ET3DV6R - SN1788; ConvF(5.8, 5.8, 5.8); Calibrated: 2012-01-26
- Sensor-Surface: 4mm (Mechanical Surface Detection)
- Electronics: DAE4 Sn778; Calibrated: 2011-11-22
- Phantom: SAM_Right; Type: SAM; Serial: TP-1303
- Measurement SW: DASY4, V4.7 Build 80; Postprocessing SW: SEMCAD, V1.8 Build 186

Ch251/Area Scan (61x91x1): Measurement grid: dx=15mm, dy=15mm
Maximum value of SAR (interpolated) = 0.536 mW/g

Ch251/Zoom Scan (5x5x7)/Cube 0: Measurement grid: dx=8mm, dy=8mm, dz=5mm
Reference Value = 8.43 V/m; Power Drift = 0.164 dB
Peak SAR (extrapolated) = 0.647 W/kg
SAR(1 g) = 0.506 mW/g; SAR(10 g) = 0.371 mW/g
Maximum value of SAR (measured) = 0.525 mW/g

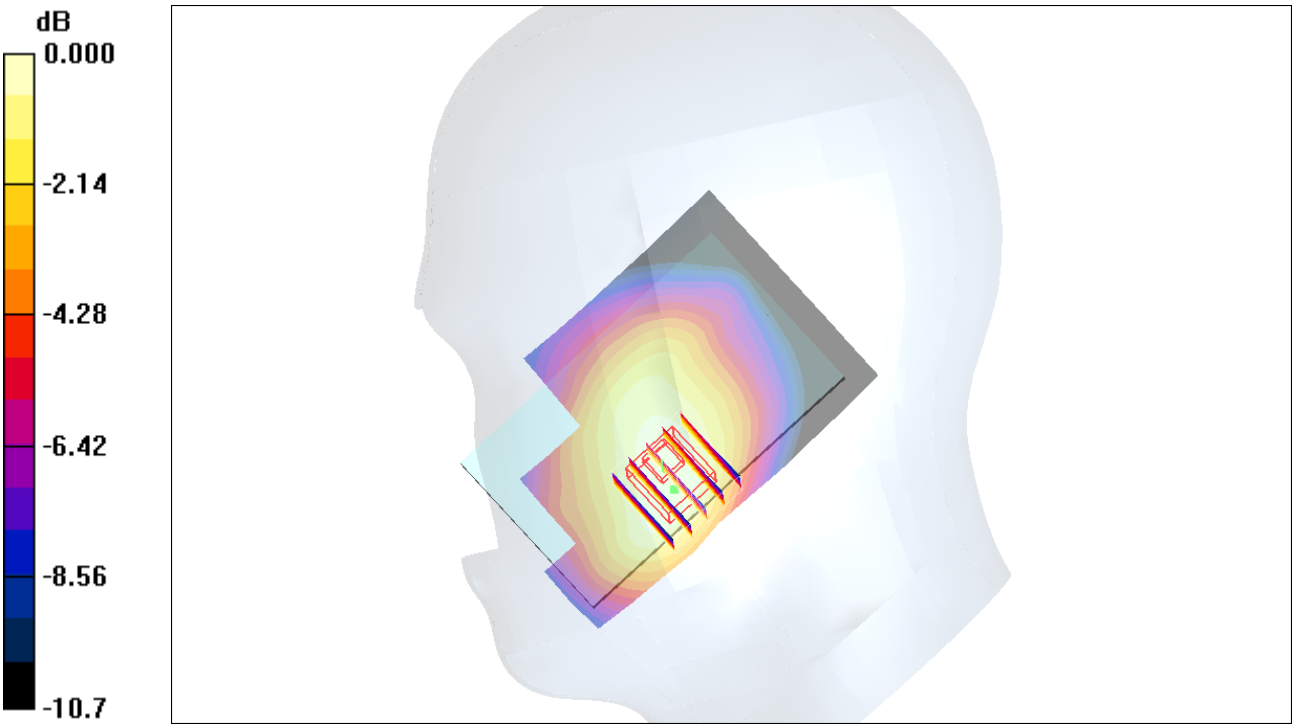

0 dB = 0.525mW/g

58 GSM850_Right Tilted_Ch251

DUT: 211239-02

Communication System: GSM850; Frequency: 848.8 MHz;Duty Cycle: 1:8.3
Medium: HSL_850_120317 Medium parameters used: f = 849 MHz; σ = 0.917 mho/m; ε_r = 41; ρ = 1000 kg/m^3
Ambient Temperature：22.4 ℃； Liquid Temperature：21.4 ℃

DASY4 Configuration:
- Probe: ET3DV6R - SN1788; ConvF(5.8, 5.8, 5.8); Calibrated: 2012-01-26
- Sensor-Surface: 4mm (Mechanical Surface Detection)
- Electronics: DAE4 Sn778; Calibrated: 2011-11-22
- Phantom: SAM_Right; Type: SAM; Serial: TP-1303
- Measurement SW: DASY4, V4.7 Build 80; Postprocessing SW: SEMCAD, V1.8 Build 186

Ch251/Area Scan (61x91x1): Measurement grid: dx=15mm, dy=15mm
Maximum value of SAR (interpolated) = 0.337 mW/g

Ch251/Zoom Scan (5x5x7)/Cube 0: Measurement grid: dx=8mm, dy=8mm, dz=5mm
Reference Value = 13.2 V/m; Power Drift = -0.145 dB
Peak SAR (extrapolated) = 0.382 W/kg
SAR(1 g) = 0.322 mW/g; SAR(10 g) = 0.249 mW/g
Maximum value of SAR (measured) = 0.340 mW/g



0 dB = 0.340mW/g

59 GSM850_Left Cheek_Ch251

DUT: 211239-02

Communication System: GSM850; Frequency: 848.8 MHz;Duty Cycle: 1:8.3
Medium: HSL_850_120317 Medium parameters used: f = 849 MHz; σ = 0.917 mho/m; ε_r = 41; ρ = 1000 kg/m^3
Ambient Temperature：22.4 ℃; Liquid Temperature：21.4 ℃

DASY4 Configuration:
- Probe: ET3DV6R - SN1788; ConvF(5.8, 5.8, 5.8); Calibrated: 2012-01-26
- Sensor-Surface: 4mm (Mechanical Surface Detection)
- Electronics: DAE4 Sn778; Calibrated: 2011-11-22
- Phantom: SAM_Right; Type: SAM; Serial: TP-1303
- Measurement SW: DASY4, V4.7 Build 80; Postprocessing SW: SEMCAD, V1.8 Build 186

Ch251/Area Scan (61x91x1): Measurement grid: dx=15mm, dy=15mm
Maximum value of SAR (interpolated) = 0.566 mW/g

Ch251/Zoom Scan (5x5x7)/Cube 0: Measurement grid: dx=8mm, dy=8mm, dz=5mm
Reference Value = 9.28 V/m; Power Drift = -0.035 dB
Peak SAR (extrapolated) = 0.611 W/kg
SAR(1 g) = 0.533 mW/g; SAR(10 g) = 0.421 mW/g
Maximum value of SAR (measured) = 0.559 mW/g



0 dB = 0.559mW/g

59 GSM850_Left Cheek_Ch251_2D

DUT: 211239-02

Communication System: GSM850; Frequency: 848.8 MHz;Duty Cycle: 1:8.3
Medium: HSL_850_120317 Medium parameters used: f = 849 MHz; σ = 0.917 mho/m; ε_r = 41; ρ = 1000 kg/m^3
Ambient Temperature：22.4 ℃； Liquid Temperature：21.4 ℃

DASY4 Configuration:
- Probe: ET3DV6R - SN1788; ConvF(5.8, 5.8, 5.8); Calibrated: 2012-01-26
- Sensor-Surface: 4mm (Mechanical Surface Detection)
- Electronics: DAE4 Sn778; Calibrated: 2011-11-22
- Phantom: SAM_Right; Type: SAM; Serial: TP-1303
- Measurement SW: DASY4, V4.7 Build 80; Postprocessing SW: SEMCAD, V1.8 Build 186

Ch251/Area Scan (61x91x1): Measurement grid: dx=15mm, dy=15mm
Maximum value of SAR (interpolated) = 0.566 mW/g

Ch251/Zoom Scan (5x5x7)/Cube 0: Measurement grid: dx=8mm, dy=8mm, dz=5mm
Reference Value = 9.28 V/m; Power Drift = -0.035 dB
Peak SAR (extrapolated) = 0.611 W/kg
SAR(1 g) = 0.533 mW/g; SAR(10 g) = 0.421 mW/g
Maximum value of SAR (measured) = 0.559 mW/g

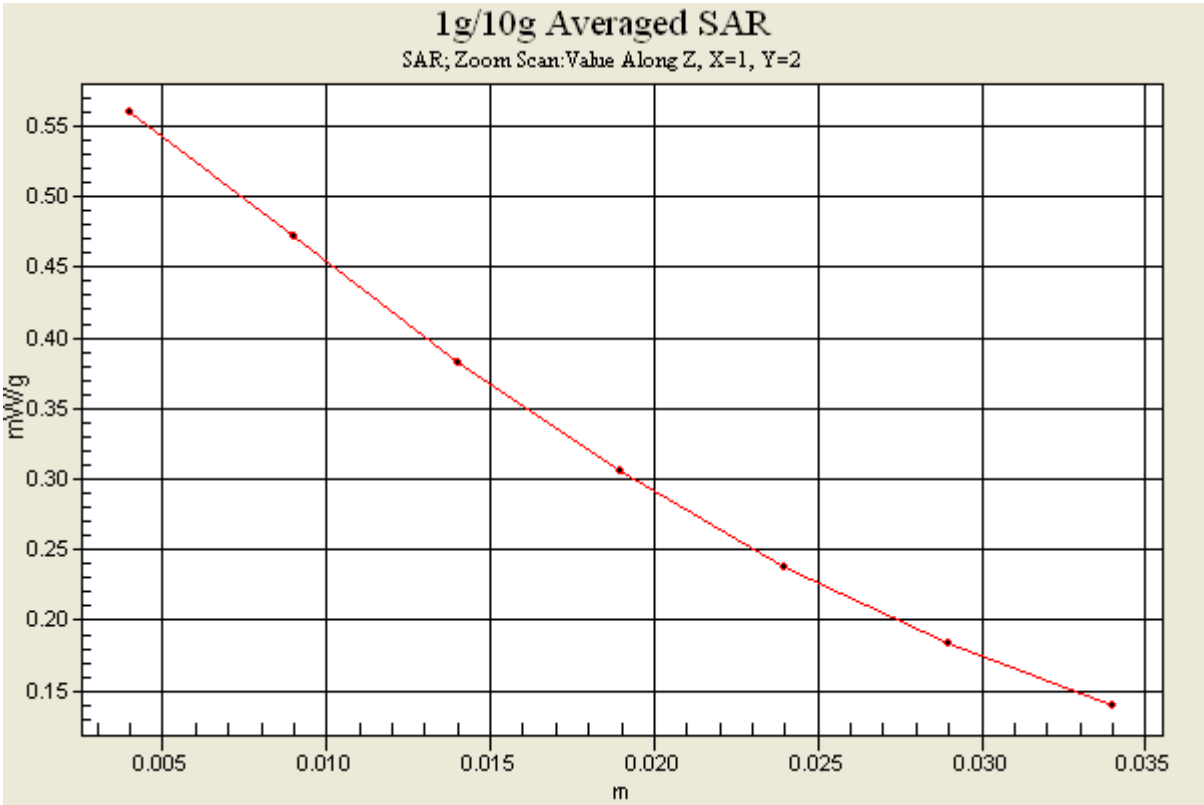

60 GSM850_Left Tilted_Ch251

DUT: 211239-02

Communication System: GSM850; Frequency: 848.8 MHz;Duty Cycle: 1:8.3
Medium: HSL_850_120317 Medium parameters used: f = 849 MHz; σ = 0.917 mho/m; ε_r = 41; ρ = 1000 kg/m^3
Ambient Temperature：22.4 ℃； Liquid Temperature：21.4 ℃

DASY4 Configuration:
- Probe: ET3DV6R - SN1788; ConvF(5.8, 5.8, 5.8); Calibrated: 2012-01-26
- Sensor-Surface: 4mm (Mechanical Surface Detection)
- Electronics: DAE4 Sn778; Calibrated: 2011-11-22
- Phantom: SAM_Right; Type: SAM; Serial: TP-1303
- Measurement SW: DASY4, V4.7 Build 80; Postprocessing SW: SEMCAD, V1.8 Build 186

Ch251/Area Scan (61x91x1): Measurement grid: dx=15mm, dy=15mm
Maximum value of SAR (interpolated) = 0.409 mW/g

Ch251/Zoom Scan (5x5x7)/Cube 0: Measurement grid: dx=8mm, dy=8mm, dz=5mm
Reference Value = 15.1 V/m; Power Drift = -0.153 dB
Peak SAR (extrapolated) = 0.451 W/kg
SAR(1 g) = 0.387 mW/g; SAR(10 g) = 0.302 mW/g
Maximum value of SAR (measured) = 0.407 mW/g



0 dB = 0.407mW/g

45 GSM1900_DTM5_Right Cheek_Ch661

DUT: 211239-02

Communication System: PCS; Frequency: 1880 MHz;Duty Cycle: 1:4
Medium: HSL_1900_120316 Medium parameters used: f = 1880 MHz; σ = 1.43 mho/m; ε_r = 38.8; ρ = 1000 kg/m^3
Ambient Temperature：22.4 ℃; Liquid Temperature：21.4 ℃

DASY4 Configuration:
- Probe: ET3DV6R - SN1788; ConvF(4.68, 4.68, 4.68); Calibrated: 2012-01-26
- Sensor-Surface: 4mm (Mechanical Surface Detection)
- Electronics: DAE4 Sn778; Calibrated: 2011-11-22
- Phantom: SAM_Right; Type: SAM; Serial: TP-1303
- Measurement SW: DASY4, V4.7 Build 80; Postprocessing SW: SEMCAD, V1.8 Build 186

Ch661/Area Scan (61x91x1): Measurement grid: dx=15mm, dy=15mm
Maximum value of SAR (interpolated) = 0.513 mW/g

Ch661/Zoom Scan (5x5x7)/Cube 0: Measurement grid: dx=8mm, dy=8mm, dz=5mm
Reference Value = 6.70 V/m; Power Drift = 0.065 dB
Peak SAR (extrapolated) = 0.755 W/kg
SAR(1 g) = 0.486 mW/g; SAR(10 g) = 0.292 mW/g
Maximum value of SAR (measured) = 0.537 mW/g



0 dB = 0.537mW/g

45 GSM1900_DTM5_Right Cheek_Ch661_2D

DUT: 211239-02

Communication System: PCS; Frequency: 1880 MHz;Duty Cycle: 1:4
Medium: HSL_1900_120316 Medium parameters used: f = 1880 MHz; σ = 1.43 mho/m; ε_r = 38.8; ρ = 1000 kg/m^3
Ambient Temperature：22.4 ℃; Liquid Temperature：21.4 ℃

DASY4 Configuration:
- Probe: ET3DV6R - SN1788; ConvF(4.68, 4.68, 4.68); Calibrated: 2012-01-26
- Sensor-Surface: 4mm (Mechanical Surface Detection)
- Electronics: DAE4 Sn778; Calibrated: 2011-11-22
- Phantom: SAM_Right; Type: SAM; Serial: TP-1303
- Measurement SW: DASY4, V4.7 Build 80; Postprocessing SW: SEMCAD, V1.8 Build 186

Ch661/Area Scan (61x91x1): Measurement grid: dx=15mm, dy=15mm
Maximum value of SAR (interpolated) = 0.513 mW/g

Ch661/Zoom Scan (5x5x7)/Cube 0: Measurement grid: dx=8mm, dy=8mm, dz=5mm
Reference Value = 6.70 V/m; Power Drift = 0.065 dB
Peak SAR (extrapolated) = 0.755 W/kg
SAR(1 g) = 0.486 mW/g; SAR(10 g) = 0.292 mW/g
Maximum value of SAR (measured) = 0.537 mW/g

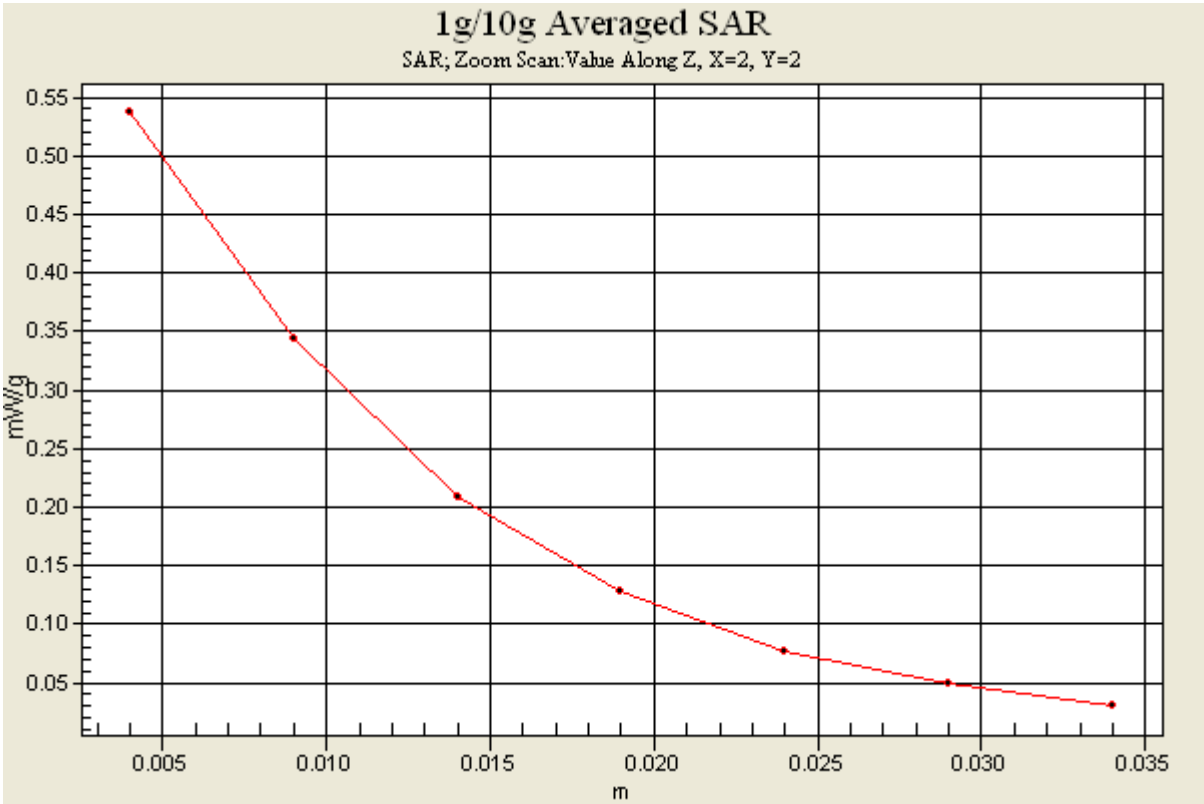

46 GSM1900_DTM5_Right Tilted_Ch661

DUT: 211239-02

Communication System: PCS; Frequency: 1880 MHz;Duty Cycle: 1:4
Medium: HSL_1900_120316 Medium parameters used: f = 1880 MHz; σ = 1.43 mho/m; ε_r = 38.8; ρ = 1000 kg/m^3
Ambient Temperature：22.4 ℃; Liquid Temperature：21.4 ℃

DASY4 Configuration:
- Probe: ET3DV6R - SN1788; ConvF(4.68, 4.68, 4.68); Calibrated: 2012-01-26
- Sensor-Surface: 4mm (Mechanical Surface Detection)
- Electronics: DAE4 Sn778; Calibrated: 2011-11-22
- Phantom: SAM_Right; Type: SAM; Serial: TP-1303
- Measurement SW: DASY4, V4.7 Build 80; Postprocessing SW: SEMCAD, V1.8 Build 186

Ch661/Area Scan (61x91x1): Measurement grid: dx=15mm, dy=15mm
Maximum value of SAR (interpolated) = 0.170 mW/g

Ch661/Zoom Scan (5x5x7)/Cube 0: Measurement grid: dx=8mm, dy=8mm, dz=5mm
Reference Value = 9.93 V/m; Power Drift = -0.056 dB
Peak SAR (extrapolated) = 0.210 W/kg
SAR(1 g) = 0.144 mW/g; SAR(10 g) = 0.094 mW/g
Maximum value of SAR (measured) = 0.154 mW/g



0 dB = 0.154mW/g

47 GSM1900_DTM5_Left Cheek_Ch661

DUT: 211239-02

Communication System: PCS; Frequency: 1880 MHz;Duty Cycle: 1:4
Medium: HSL_1900_120316 Medium parameters used: f = 1880 MHz; σ = 1.43 mho/m; ε_r = 38.8; ρ = 1000 kg/m^3
Ambient Temperature：22.4 ℃; Liquid Temperature：21.4 ℃

DASY4 Configuration:
- Probe: ET3DV6R - SN1788; ConvF(4.68, 4.68, 4.68); Calibrated: 2012-01-26
- Sensor-Surface: 4mm (Mechanical Surface Detection)
- Electronics: DAE4 Sn778; Calibrated: 2011-11-22
- Phantom: SAM_Right; Type: SAM; Serial: TP-1303
- Measurement SW: DASY4, V4.7 Build 80; Postprocessing SW: SEMCAD, V1.8 Build 186

Ch661/Area Scan (61x91x1): Measurement grid: dx=15mm, dy=15mm
Maximum value of SAR (interpolated) = 0.364 mW/g

Ch661/Zoom Scan (5x5x7)/Cube 0: Measurement grid: dx=8mm, dy=8mm, dz=5mm
Reference Value = 7.42 V/m; Power Drift = -0.051 dB
Peak SAR (extrapolated) = 0.502 W/kg
SAR(1 g) = 0.342 mW/g; SAR(10 g) = 0.215 mW/g
Maximum value of SAR (measured) = 0.374 mW/g

Ch661/Zoom Scan (5x5x7)/Cube 1: Measurement grid: dx=8mm, dy=8mm, dz=5mm
Reference Value = 7.42 V/m; Power Drift = -0.051 dB
Peak SAR (extrapolated) = 0.380 W/kg
SAR(1 g) = 0.269 mW/g; SAR(10 g) = 0.175 mW/g
Maximum value of SAR (measured) = 0.281 mW/g



0 dB = 0.281mW/g

48 GSM1900_DTM5_Left Tilted_Ch661

DUT: 211239-02

Communication System: PCS; Frequency: 1880 MHz;Duty Cycle: 1:4
Medium: HSL_1900_120316 Medium parameters used: f = 1880 MHz; σ = 1.43 mho/m; ε_r = 38.8; ρ = 1000 kg/m^3
Ambient Temperature：22.4 ℃; Liquid Temperature：21.4 ℃

DASY4 Configuration:
- Probe: ET3DV6R - SN1788; ConvF(4.68, 4.68, 4.68); Calibrated: 2012-01-26
- Sensor-Surface: 4mm (Mechanical Surface Detection)
- Electronics: DAE4 Sn778; Calibrated: 2011-11-22
- Phantom: SAM_Right; Type: SAM; Serial: TP-1303
- Measurement SW: DASY4, V4.7 Build 80; Postprocessing SW: SEMCAD, V1.8 Build 186

Ch661/Area Scan (61x91x1): Measurement grid: dx=15mm, dy=15mm
Maximum value of SAR (interpolated) = 0.164 mW/g

Ch661/Zoom Scan (5x5x7)/Cube 0: Measurement grid: dx=8mm, dy=8mm, dz=5mm
Reference Value = 11.3 V/m; Power Drift = 0.000 dB
Peak SAR (extrapolated) = 0.220 W/kg
SAR(1 g) = 0.148 mW/g; SAR(10 g) = 0.088 mW/g
Maximum value of SAR (measured) = 0.165 mW/g

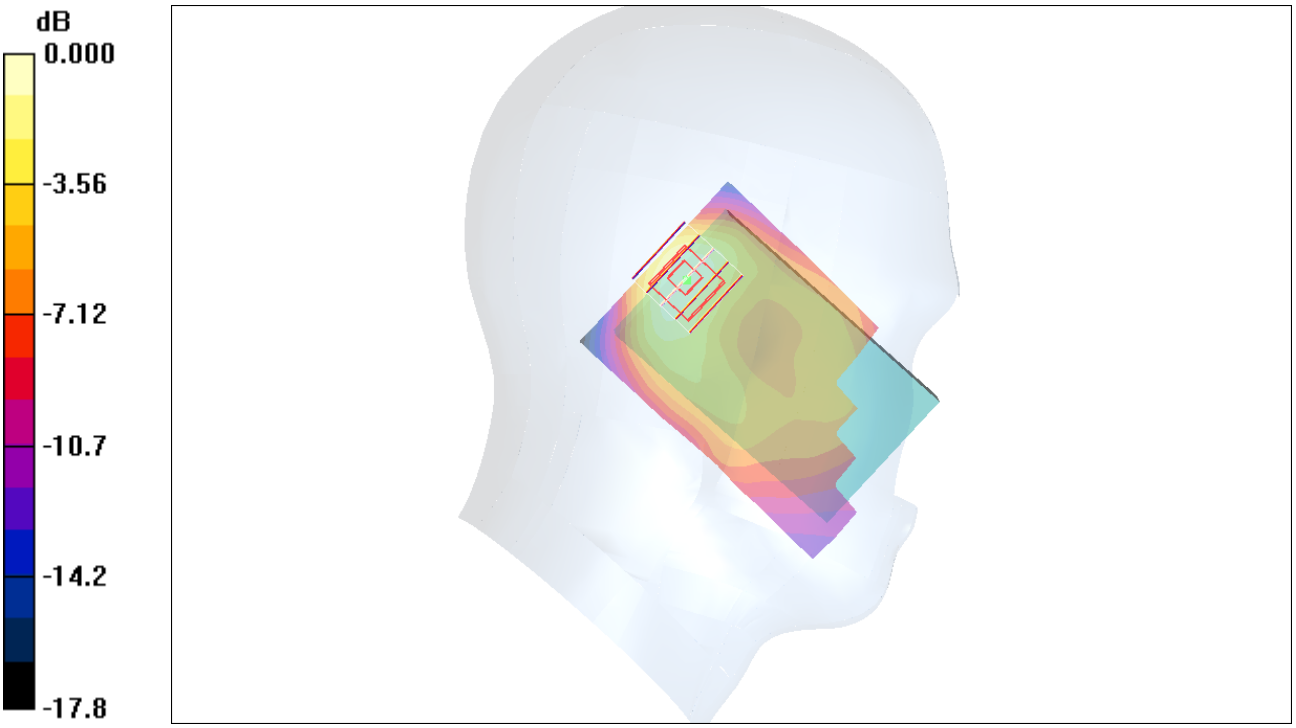

0 dB = 0.165mW/g

53 WCDMA V_RMC12.2K_Right Cheek_Ch4132

DUT: 211239-02

Communication System: WCDMA; Frequency: 826.4 MHz;Duty Cycle: 1:1
Medium: HSL_850_120317 Medium parameters used : f = 826.4 MHz; σ = 0.896 mho/m; ε_r = 41.2; ρ = 1000 kg/m^3
Ambient Temperature：22.4 ℃; Liquid Temperature：21.4 ℃

DASY4 Configuration:
- Probe: ET3DV6R - SN1788; ConvF(5.8, 5.8, 5.8); Calibrated: 2012-01-26
- Sensor-Surface: 4mm (Mechanical Surface Detection)
- Electronics: DAE4 Sn778; Calibrated: 2011-11-22
- Phantom: SAM_Right; Type: SAM; Serial: TP-1303
- Measurement SW: DASY4, V4.7 Build 80; Postprocessing SW: SEMCAD, V1.8 Build 186

Ch4132/Area Scan (61x91x1): Measurement grid: dx=15mm, dy=15mm
Maximum value of SAR (interpolated) = 0.503 mW/g

Ch4132/Zoom Scan (5x5x7)/Cube 0: Measurement grid: dx=8mm, dy=8mm, dz=5mm
Reference Value = 9.01 V/m; Power Drift = 0.113 dB
Peak SAR (extrapolated) = 0.610 W/kg
SAR(1 g) = 0.474 mW/g; SAR(10 g) = 0.349 mW/g
Maximum value of SAR (measured) = 0.496 mW/g

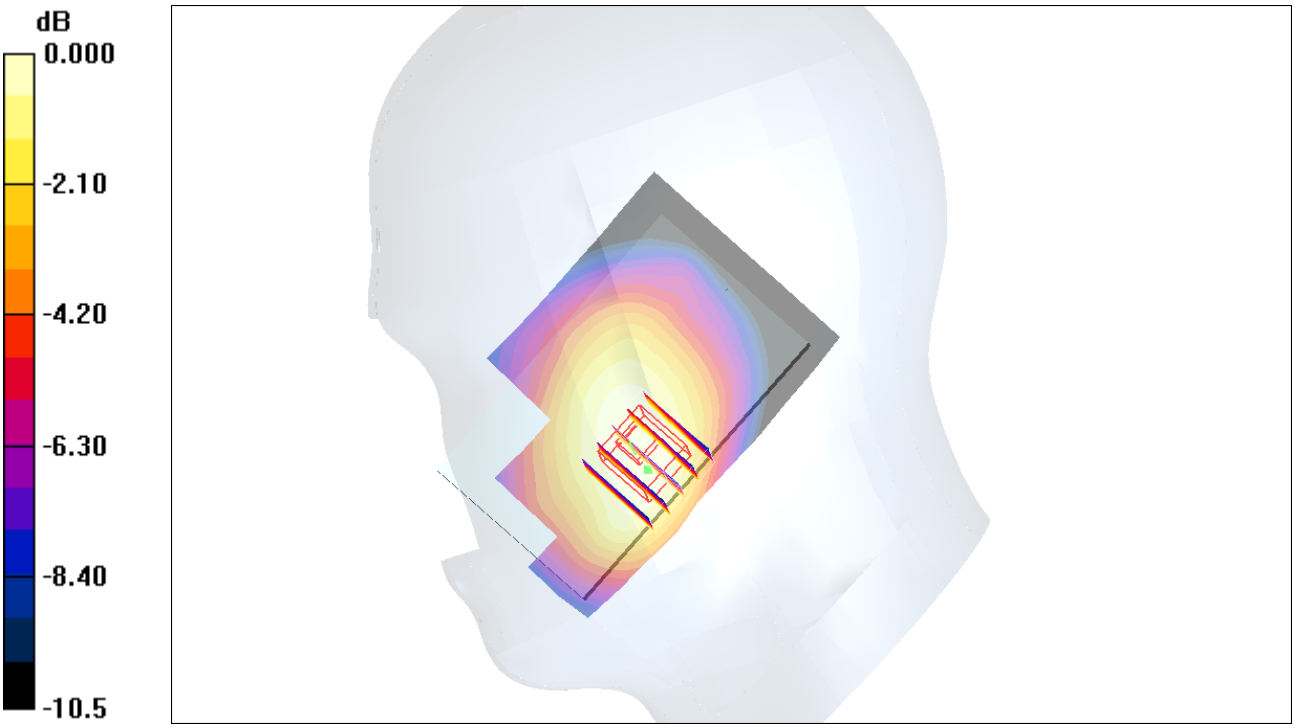

0 dB = 0.496mW/g

54 WCDMA V_RMC12.2K_Right Tilted_Ch4132

DUT: 211239-02

Communication System: WCDMA; Frequency: 826.4 MHz;Duty Cycle: 1:1
Medium: HSL_850_120317 Medium parameters used : f = 826.4 MHz; σ = 0.896 mho/m; ε_r = 41.2; ρ = 1000 kg/m^3
Ambient Temperature：22.4 ℃; Liquid Temperature：21.4 ℃

DASY4 Configuration:
- Probe: ET3DV6R - SN1788; ConvF(5.8, 5.8, 5.8); Calibrated: 2012-01-26
- Sensor-Surface: 4mm (Mechanical Surface Detection)
- Electronics: DAE4 Sn778; Calibrated: 2011-11-22
- Phantom: SAM_Right; Type: SAM; Serial: TP-1303
- Measurement SW: DASY4, V4.7 Build 80; Postprocessing SW: SEMCAD, V1.8 Build 186

Ch4132/Area Scan (61x91x1): Measurement grid: dx=15mm, dy=15mm
Maximum value of SAR (interpolated) = 0.315 mW/g

Ch4132/Zoom Scan (5x5x7)/Cube 0: Measurement grid: dx=8mm, dy=8mm, dz=5mm
Reference Value = 13.1 V/m; Power Drift = -0.142 dB
Peak SAR (extrapolated) = 0.354 W/kg
SAR(1 g) = 0.303 mW/g; SAR(10 g) = 0.237 mW/g
Maximum value of SAR (measured) = 0.319 mW/g



0 dB = 0.319mW/g

55 WCDMA V_RMC12.2K_Left Cheek_Ch4132

DUT: 211239-02

Communication System: WCDMA; Frequency: 826.4 MHz;Duty Cycle: 1:1
Medium: HSL_850_120317 Medium parameters used : f = 826.4 MHz; σ = 0.896 mho/m; ε_r = 41.2; ρ = 1000 kg/m^3
Ambient Temperature：22.4 ℃; Liquid Temperature：21.4 ℃

DASY4 Configuration:
- Probe: ET3DV6R - SN1788; ConvF(5.8, 5.8, 5.8); Calibrated: 2012-01-26
- Sensor-Surface: 4mm (Mechanical Surface Detection)
- Electronics: DAE4 Sn778; Calibrated: 2011-11-22
- Phantom: SAM_Right; Type: SAM; Serial: TP-1303
- Measurement SW: DASY4, V4.7 Build 80; Postprocessing SW: SEMCAD, V1.8 Build 186

Ch4132/Area Scan (61x91x1): Measurement grid: dx=15mm, dy=15mm
Maximum value of SAR (interpolated) = 0.517 mW/g

Ch4132/Zoom Scan (5x5x7)/Cube 0: Measurement grid: dx=8mm, dy=8mm, dz=5mm
Reference Value = 8.87 V/m; Power Drift = -0.194 dB
Peak SAR (extrapolated) = 0.569 W/kg
SAR(1 g) = 0.497 mW/g; SAR(10 g) = 0.390 mW/g
Maximum value of SAR (measured) = 0.521 mW/g

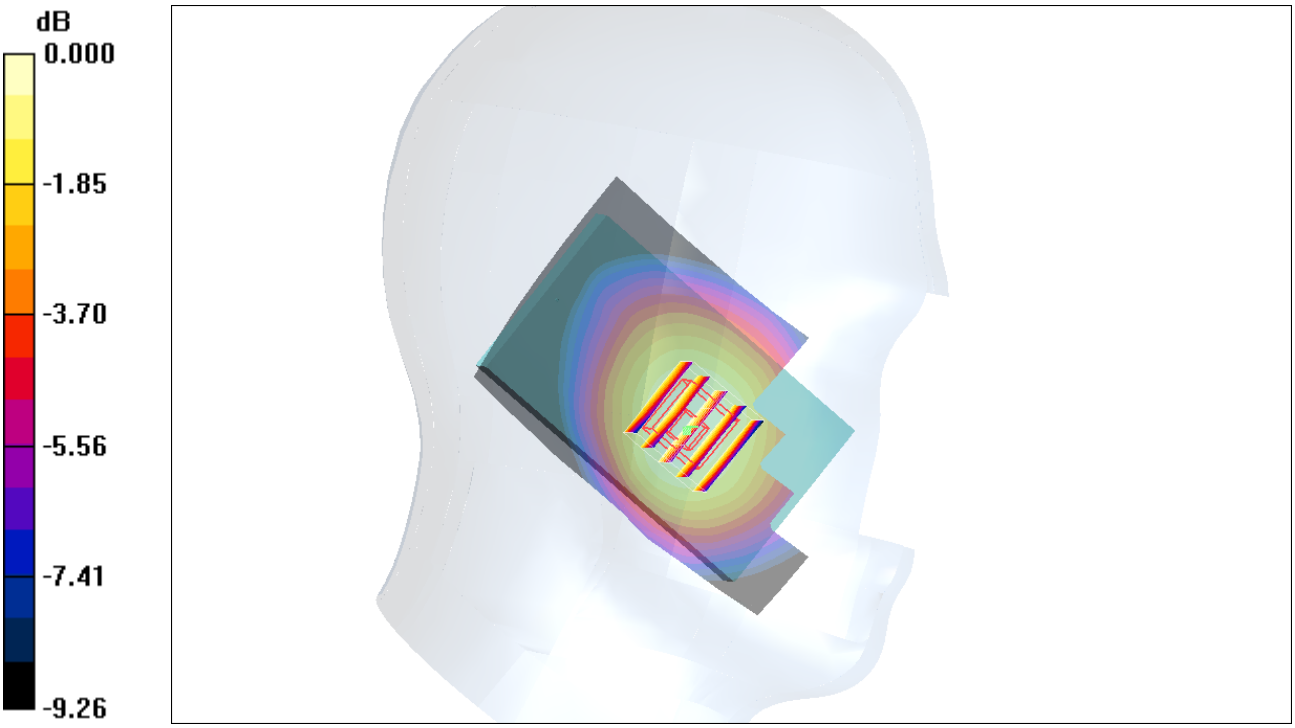

0 dB = 0.521mW/g

55 WCDMA V_RMC12.2K_Left Cheek_Ch4132_2D

DUT: 211239-02

Communication System: WCDMA; Frequency: 826.4 MHz;Duty Cycle: 1:1
Medium: HSL_850_120317 Medium parameters used : f = 826.4 MHz; σ = 0.896 mho/m; ε_r = 41.2; ρ = 1000 kg/m^3
Ambient Temperature：22.4 ℃; Liquid Temperature：21.4 ℃

DASY4 Configuration:
- Probe: ET3DV6R - SN1788; ConvF(5.8, 5.8, 5.8); Calibrated: 2012-01-26
- Sensor-Surface: 4mm (Mechanical Surface Detection)
- Electronics: DAE4 Sn778; Calibrated: 2011-11-22
- Phantom: SAM_Right; Type: SAM; Serial: TP-1303
- Measurement SW: DASY4, V4.7 Build 80; Postprocessing SW: SEMCAD, V1.8 Build 186

Ch4132/Area Scan (61x91x1): Measurement grid: dx=15mm, dy=15mm
Maximum value of SAR (interpolated) = 0.517 mW/g

Ch4132/Zoom Scan (5x5x7)/Cube 0: Measurement grid: dx=8mm, dy=8mm, dz=5mm
Reference Value = 8.87 V/m; Power Drift = -0.194 dB
Peak SAR (extrapolated) = 0.569 W/kg
SAR(1 g) = 0.497 mW/g; SAR(10 g) = 0.390 mW/g
Maximum value of SAR (measured) = 0.521 mW/g

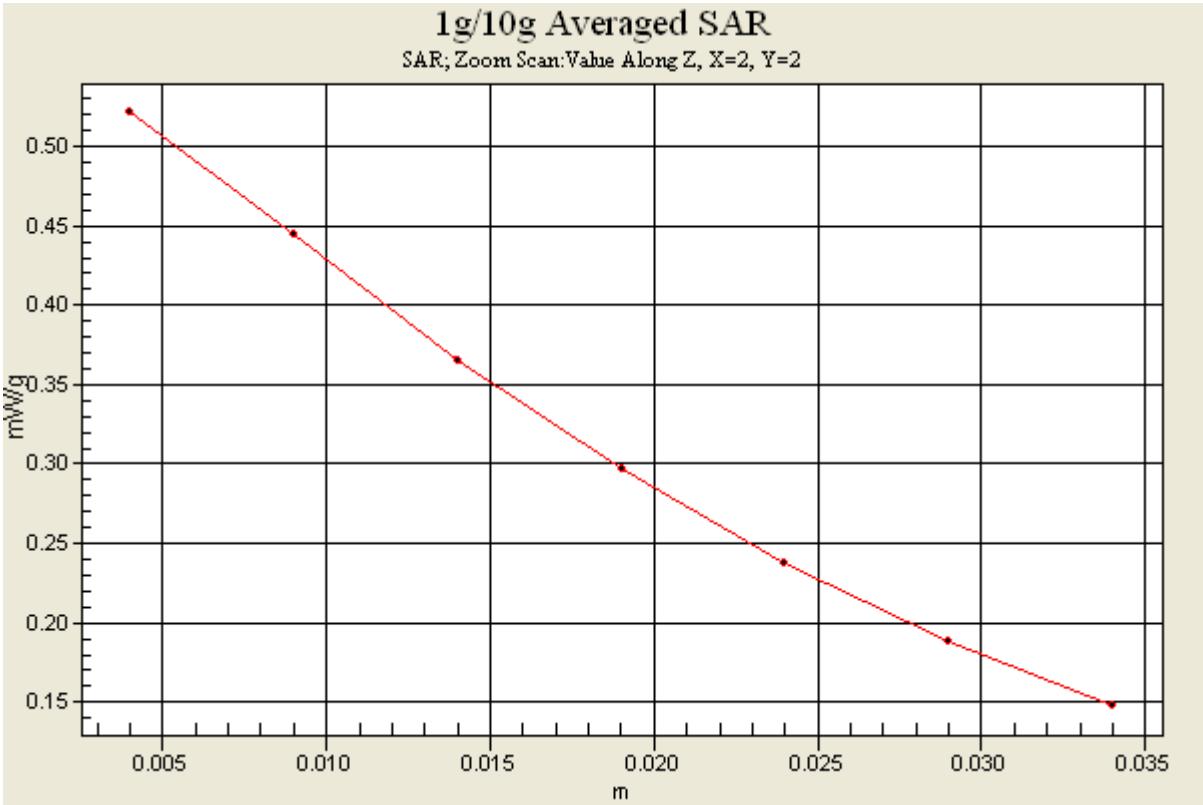

56 WCDMA V_RMC12.2K_Left Tilted_Ch4132

DUT: 211239-02

Communication System: WCDMA; Frequency: 826.4 MHz;Duty Cycle: 1:1
Medium: HSL_850_120317 Medium parameters used : f = 826.4 MHz; σ = 0.896 mho/m; ε_r = 41.2; ρ = 1000 kg/m^3
Ambient Temperature：22.4 ℃; Liquid Temperature：21.4 ℃

DASY4 Configuration:
- Probe: ET3DV6R - SN1788; ConvF(5.8, 5.8, 5.8); Calibrated: 2012-01-26
- Sensor-Surface: 4mm (Mechanical Surface Detection)
- Electronics: DAE4 Sn778; Calibrated: 2011-11-22
- Phantom: SAM_Right; Type: SAM; Serial: TP-1303
- Measurement SW: DASY4, V4.7 Build 80; Postprocessing SW: SEMCAD, V1.8 Build 186

Ch4132/Area Scan (61x91x1): Measurement grid: dx=15mm, dy=15mm
Maximum value of SAR (interpolated) = 0.311 mW/g

Ch4132/Zoom Scan (5x5x7)/Cube 0: Measurement grid: dx=8mm, dy=8mm, dz=5mm
Reference Value = 12.8 V/m; Power Drift = -0.072 dB
Peak SAR (extrapolated) = 0.340 W/kg
SAR(1 g) = 0.294 mW/g; SAR(10 g) = 0.230 mW/g
Maximum value of SAR (measured) = 0.305 mW/g



0 dB = 0.305mW/g

49 WCDMA II_RMC12.2K_Right Cheek_Ch9538

DUT: 211239-02

Communication System: WCDMA; Frequency: 1907.6 MHz;Duty Cycle: 1:1
Medium: HSL_1900_120316 Medium parameters used: f = 1908 MHz; σ = 1.46 mho/m; ε_r = 38.4; ρ = 1000 kg/m^3
Ambient Temperature：22.4 ℃; Liquid Temperature：21.4 ℃

DASY4 Configuration:
- Probe: ET3DV6R - SN1788; ConvF(4.68, 4.68, 4.68); Calibrated: 2012-01-26
- Sensor-Surface: 4mm (Mechanical Surface Detection)
- Electronics: DAE4 Sn778; Calibrated: 2011-11-22
- Phantom: SAM_Right; Type: SAM; Serial: TP-1303
- Measurement SW: DASY4, V4.7 Build 80; Postprocessing SW: SEMCAD, V1.8 Build 186

Ch9538/Area Scan (61x91x1): Measurement grid: dx=15mm, dy=15mm
Maximum value of SAR (interpolated) = 0.726 mW/g

Ch9538/Zoom Scan (5x5x7)/Cube 0: Measurement grid: dx=8mm, dy=8mm, dz=5mm
Reference Value = 7.96 V/m; Power Drift = 0.125 dB
Peak SAR (extrapolated) = 1.02 W/kg
SAR(1 g) = 0.649 mW/g; SAR(10 g) = 0.384 mW/g
Maximum value of SAR (measured) = 0.710 mW/g



0 dB = 0.710mW/g

49 WCDMA II_RMC12.2K_Right Cheek_Ch9538_2D

DUT: 211239-02

Communication System: WCDMA; Frequency: 1907.6 MHz;Duty Cycle: 1:1
Medium: HSL_1900_120316 Medium parameters used: f = 1908 MHz; σ = 1.46 mho/m; ε_r = 38.4; ρ = 1000 kg/m^3
Ambient Temperature：22.4 ℃; Liquid Temperature：21.4 ℃

DASY4 Configuration:
- Probe: ET3DV6R - SN1788; ConvF(4.68, 4.68, 4.68); Calibrated: 2012-01-26
- Sensor-Surface: 4mm (Mechanical Surface Detection)
- Electronics: DAE4 Sn778; Calibrated: 2011-11-22
- Phantom: SAM_Right; Type: SAM; Serial: TP-1303
- Measurement SW: DASY4, V4.7 Build 80; Postprocessing SW: SEMCAD, V1.8 Build 186

Ch9538/Area Scan (61x91x1): Measurement grid: dx=15mm, dy=15mm
Maximum value of SAR (interpolated) = 0.726 mW/g

Ch9538/Zoom Scan (5x5x7)/Cube 0: Measurement grid: dx=8mm, dy=8mm, dz=5mm
Reference Value = 7.96 V/m; Power Drift = 0.125 dB
Peak SAR (extrapolated) = 1.02 W/kg
SAR(1 g) = 0.649 mW/g; SAR(10 g) = 0.384 mW/g
Maximum value of SAR (measured) = 0.710 mW/g

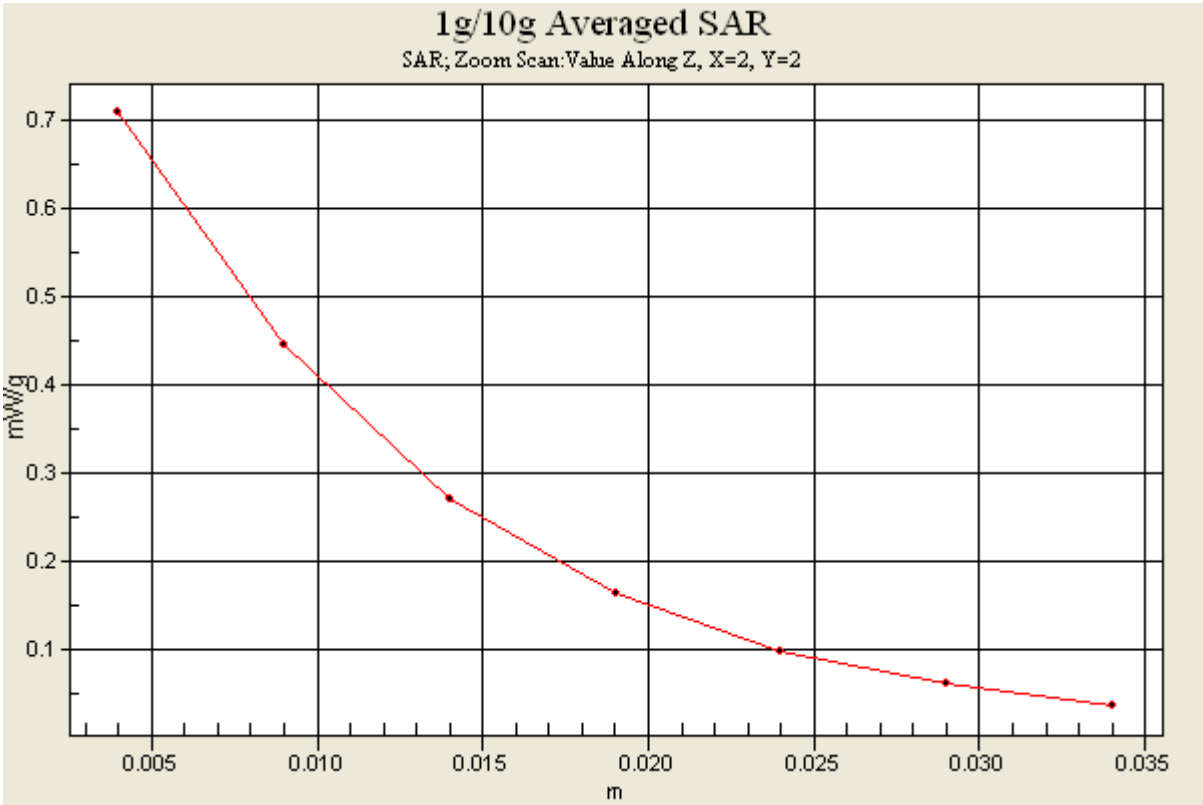

50 WCDMA II_RMC12.2K_Right Tilted_Ch9538

DUT: 211239-02

Communication System: WCDMA; Frequency: 1907.6 MHz;Duty Cycle: 1:1
Medium: HSL_1900_120316 Medium parameters used: f = 1908 MHz; σ = 1.46 mho/m; ε_r = 38.4; ρ = 1000 kg/m^3
Ambient Temperature：22.4 ℃; Liquid Temperature：21.4 ℃

DASY4 Configuration:
- Probe: ET3DV6R - SN1788; ConvF(4.68, 4.68, 4.68); Calibrated: 2012-01-26
- Sensor-Surface: 4mm (Mechanical Surface Detection)
- Electronics: DAE4 Sn778; Calibrated: 2011-11-22
- Phantom: SAM_Right; Type: SAM; Serial: TP-1303
- Measurement SW: DASY4, V4.7 Build 80; Postprocessing SW: SEMCAD, V1.8 Build 186

Ch9538/Area Scan (61x91x1): Measurement grid: dx=15mm, dy=15mm
Maximum value of SAR (interpolated) = 0.265 mW/g

Ch9538/Zoom Scan (5x5x7)/Cube 0: Measurement grid: dx=8mm, dy=8mm, dz=5mm
Reference Value = 12.6 V/m; Power Drift = -0.084 dB
Peak SAR (extrapolated) = 0.345 W/kg
SAR(1 g) = 0.228 mW/g; SAR(10 g) = 0.143 mW/g
Maximum value of SAR (measured) = 0.243 mW/g



0 dB = 0.243mW/g

51 WCDMA II_RMC12.2K_Left Cheek_Ch9538

DUT: 211239-02

Communication System: WCDMA; Frequency: 1907.6 MHz;Duty Cycle: 1:1
Medium: HSL_1900_120316 Medium parameters used: f = 1908 MHz; σ = 1.46 mho/m; ε_r = 38.4; ρ = 1000 kg/m^3
Ambient Temperature：22.4 ℃; Liquid Temperature：21.4 ℃

DASY4 Configuration:
- Probe: ET3DV6R - SN1788; ConvF(4.68, 4.68, 4.68); Calibrated: 2012-01-26
- Sensor-Surface: 4mm (Mechanical Surface Detection)
- Electronics: DAE4 Sn778; Calibrated: 2011-11-22
- Phantom: SAM_Right; Type: SAM; Serial: TP-1303
- Measurement SW: DASY4, V4.7 Build 80; Postprocessing SW: SEMCAD, V1.8 Build 186

Ch9538/Area Scan (61x91x1): Measurement grid: dx=15mm, dy=15mm
Maximum value of SAR (interpolated) = 0.551 mW/g

Ch9538/Zoom Scan (5x5x7)/Cube 0: Measurement grid: dx=8mm, dy=8mm, dz=5mm
Reference Value = 9.00 V/m; Power Drift = -0.031 dB
Peak SAR (extrapolated) = 0.776 W/kg
SAR(1 g) = 0.520 mW/g; SAR(10 g) = 0.321 mW/g
Maximum value of SAR (measured) = 0.569 mW/g

Ch9538/Zoom Scan (5x5x7)/Cube 1: Measurement grid: dx=8mm, dy=8mm, dz=5mm
Reference Value = 9.00 V/m; Power Drift = -0.031 dB
Peak SAR (extrapolated) = 0.509 W/kg
SAR(1 g) = 0.354 mW/g; SAR(10 g) = 0.231 mW/g
Maximum value of SAR (measured) = 0.376 mW/g

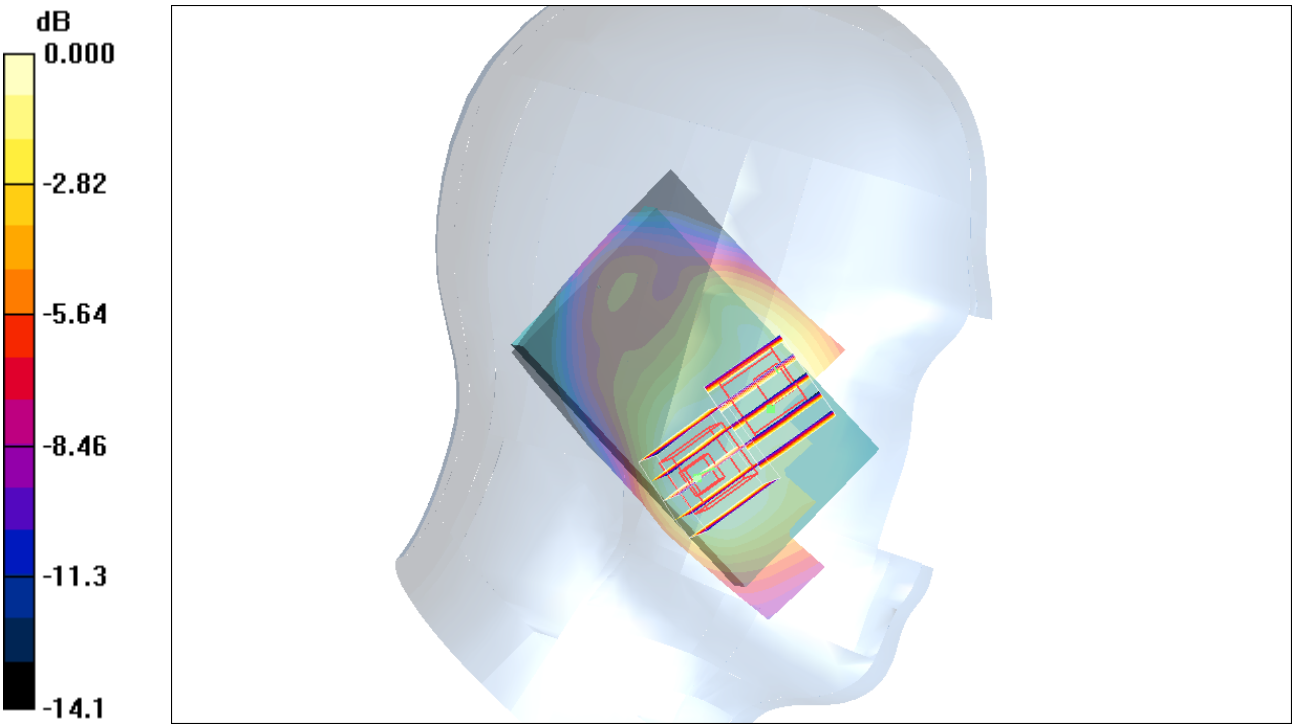

0 dB = 0.376mW/g

52 WCDMA II_RMC12.2K_Left Tilted_Ch9538

DUT: 211239-02

Communication System: WCDMA; Frequency: 1907.6 MHz;Duty Cycle: 1:1
Medium: HSL_1900_120316 Medium parameters used: f = 1908 MHz; σ = 1.46 mho/m; ε_r = 38.4; ρ = 1000 kg/m^3
Ambient Temperature：22.4 ℃; Liquid Temperature：21.4 ℃

DASY4 Configuration:
- Probe: ET3DV6R - SN1788; ConvF(4.68, 4.68, 4.68); Calibrated: 2012-01-26
- Sensor-Surface: 4mm (Mechanical Surface Detection)
- Electronics: DAE4 Sn778; Calibrated: 2011-11-22
- Phantom: SAM_Right; Type: SAM; Serial: TP-1303
- Measurement SW: DASY4, V4.7 Build 80; Postprocessing SW: SEMCAD, V1.8 Build 186

Ch9538/Area Scan (61x91x1): Measurement grid: dx=15mm, dy=15mm
Maximum value of SAR (interpolated) = 0.273 mW/g

Ch9538/Zoom Scan (5x5x7)/Cube 0: Measurement grid: dx=8mm, dy=8mm, dz=5mm
Reference Value = 14.2 V/m; Power Drift = 0.013 dB
Peak SAR (extrapolated) = 0.371 W/kg
SAR(1 g) = 0.244 mW/g; SAR(10 g) = 0.143 mW/g
Maximum value of SAR (measured) = 0.271 mW/g

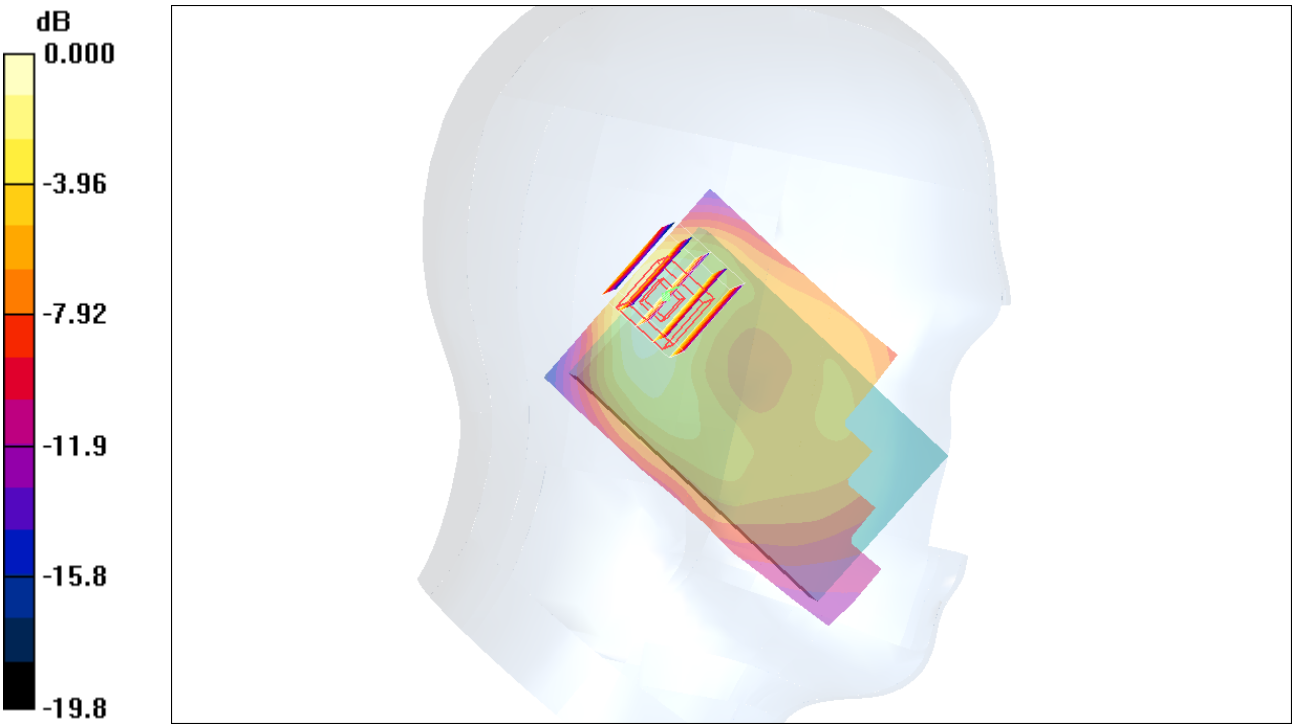

0 dB = 0.271mW/g

61 802.11b_Right Cheek_Ch11

DUT: 211239-02

Communication System: 802.11b; Frequency: 2462 MHz;Duty Cycle: 1:1
Medium: HSL_2450_120326 Medium parameters used: f = 2462 MHz; σ = 1.841 mho/m; ε_r = 39.372; ρ = 1000 kg/m^3
Ambient Temperature：22.2 ℃； Liquid Temperature：21.2 ℃

DASY5 Configuration:
- Probe: EX3DV4 - SN3820; ConvF(7.17, 7.17, 7.17); Calibrated: 2011/12/16
- Sensor-Surface: 4mm (Mechanical Surface Detection)
- Electronics: DAE3 Sn495; Calibrated: 2011/4/28
- Phantom: SAM Right; Type: QD000P40CD; Serial: TP:1644
- Measurement SW: DASY52, Version 52.8 (0); SEMCAD X Version 14.6.4 (4989)

Ch11/Area Scan (61x91x1): Measurement grid: dx=15mm, dy=15mm
Maximum value of SAR (interpolated) = 0.182 mW/g

Ch11/Zoom Scan (5x5x7)/Cube 0: Measurement grid: dx=8mm, dy=8mm, dz=5mm
Reference Value = 4.051 V/m; Power Drift = -0.01 dB
Peak SAR (extrapolated) = 0.3960
SAR(1 g) = 0.168 mW/g; SAR(10 g) = 0.074 mW/g
Maximum value of SAR (measured) = 0.185 mW/g



0 dB = 0.190mW/g = -14.42 dB mW/g

61 802.11b_Right Cheek_Ch11_2D

DUT: 211239-02

Communication System: 802.11b; Frequency: 2462 MHz;Duty Cycle: 1:1
Medium: HSL_2450_120326 Medium parameters used: f = 2462 MHz; σ = 1.841 mho/m; ε_r = 39.372; ρ = 1000 kg/m^3
Ambient Temperature：22.2 ℃； Liquid Temperature：21.2 ℃

DASY5 Configuration:
- Probe: EX3DV4 - SN3820; ConvF(7.17, 7.17, 7.17); Calibrated: 2011/12/16
- Sensor-Surface: 4mm (Mechanical Surface Detection)
- Electronics: DAE3 Sn495; Calibrated: 2011/4/28
- Phantom: SAM Right; Type: QD000P40CD; Serial: TP:1644
- Measurement SW: DASY52, Version 52.8 (0); SEMCAD X Version 14.6.4 (4989)

Ch11/Area Scan (61x91x1): Measurement grid: dx=15mm, dy=15mm
Maximum value of SAR (interpolated) = 0.182 mW/g

Ch11/Zoom Scan (5x5x7)/Cube 0: Measurement grid: dx=8mm, dy=8mm, dz=5mm
Reference Value = 4.051 V/m; Power Drift = -0.01 dB
Peak SAR (extrapolated) = 0.3960
SAR(1 g) = 0.168 mW/g; SAR(10 g) = 0.074 mW/g
Maximum value of SAR (measured) = 0.185 mW/g

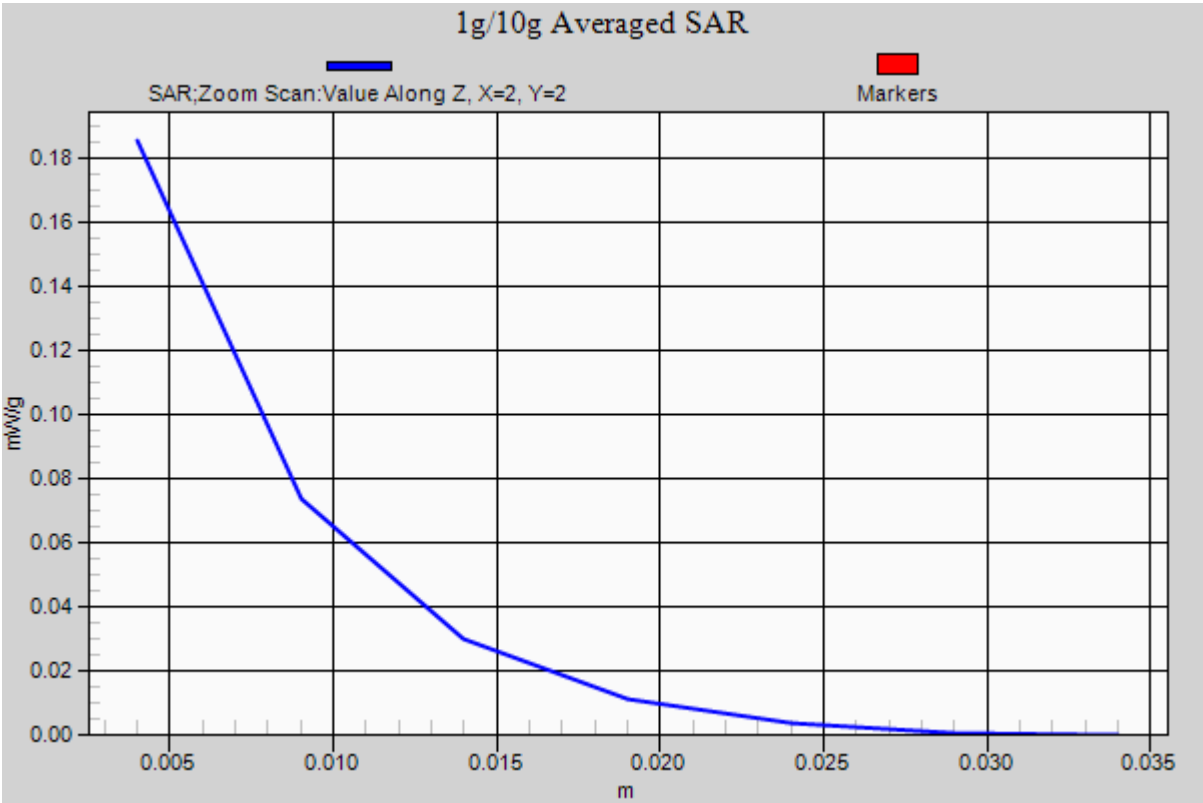

62 802.11b_Right Tilted_Ch11

DUT: 211239-02

Communication System: 802.11b; Frequency: 2462 MHz;Duty Cycle: 1:1
Medium: HSL_2450_120326 Medium parameters used: f = 2462 MHz; σ = 1.841 mho/m; ε_r = 39.372; ρ = 1000 kg/m^3
Ambient Temperature：22.2 ℃； Liquid Temperature：21.2 ℃

DASY5 Configuration:
- Probe: EX3DV4 - SN3820; ConvF(7.17, 7.17, 7.17); Calibrated: 2011/12/16
- Sensor-Surface: 4mm (Mechanical Surface Detection)
- Electronics: DAE3 Sn495; Calibrated: 2011/4/28
- Phantom: SAM Right; Type: QD000P40CD; Serial: TP:1644
- Measurement SW: DASY52, Version 52.8 (0); SEMCAD X Version 14.6.4 (4989)

Ch11/Area Scan (61x91x1): Measurement grid: dx=15mm, dy=15mm
Maximum value of SAR (interpolated) = 0.120 mW/g

Ch11/Zoom Scan (5x5x7)/Cube 0: Measurement grid: dx=8mm, dy=8mm, dz=5mm
Reference Value = 4.089 V/m; Power Drift = 0.06 dB
Peak SAR (extrapolated) = 0.2030
SAR(1 g) = 0.098 mW/g; SAR(10 g) = 0.041 mW/g
Maximum value of SAR (measured) = 0.116 mW/g



0 dB = 0.120mW/g = -18.42 dB mW/g

63 802.11b_Left Cheek_Ch11

DUT: 211239-02

Communication System: 802.11b; Frequency: 2462 MHz;Duty Cycle: 1:1
Medium: HSL_2450_120326 Medium parameters used: f = 2462 MHz; σ = 1.841 mho/m; ε_r = 39.372; ρ = 1000 kg/m^3
Ambient Temperature：22.2 ℃; Liquid Temperature：21.2 ℃

DASY5 Configuration:
- Probe: EX3DV4 - SN3820; ConvF(7.17, 7.17, 7.17); Calibrated: 2011/12/16
- Sensor-Surface: 4mm (Mechanical Surface Detection)
- Electronics: DAE3 Sn495; Calibrated: 2011/4/28
- Phantom: SAM Right; Type: QD000P40CD; Serial: TP:1644
- Measurement SW: DASY52, Version 52.8 (0); SEMCAD X Version 14.6.4 (4989)

Ch11/Area Scan (61x91x1): Measurement grid: dx=15mm, dy=15mm
Maximum value of SAR (interpolated) = 0.072 mW/g

Ch11/Zoom Scan (5x5x7)/Cube 0: Measurement grid: dx=8mm, dy=8mm, dz=5mm
Reference Value = 4.640 V/m; Power Drift = 0.06 dB
Peak SAR (extrapolated) = 0.1400
SAR(1 g) = 0.072 mW/g; SAR(10 g) = 0.033 mW/g
Maximum value of SAR (measured) = 0.083 mW/g

Ch11/Zoom Scan (5x5x7)/Cube 1: Measurement grid: dx=8mm, dy=8mm, dz=5mm
Reference Value = 4.640 V/m; Power Drift = 0.06 dB
Peak SAR (extrapolated) = 0.1380
SAR(1 g) = 0.064 mW/g; SAR(10 g) = 0.031 mW/g
Maximum value of SAR (measured) = 0.074 mW/g

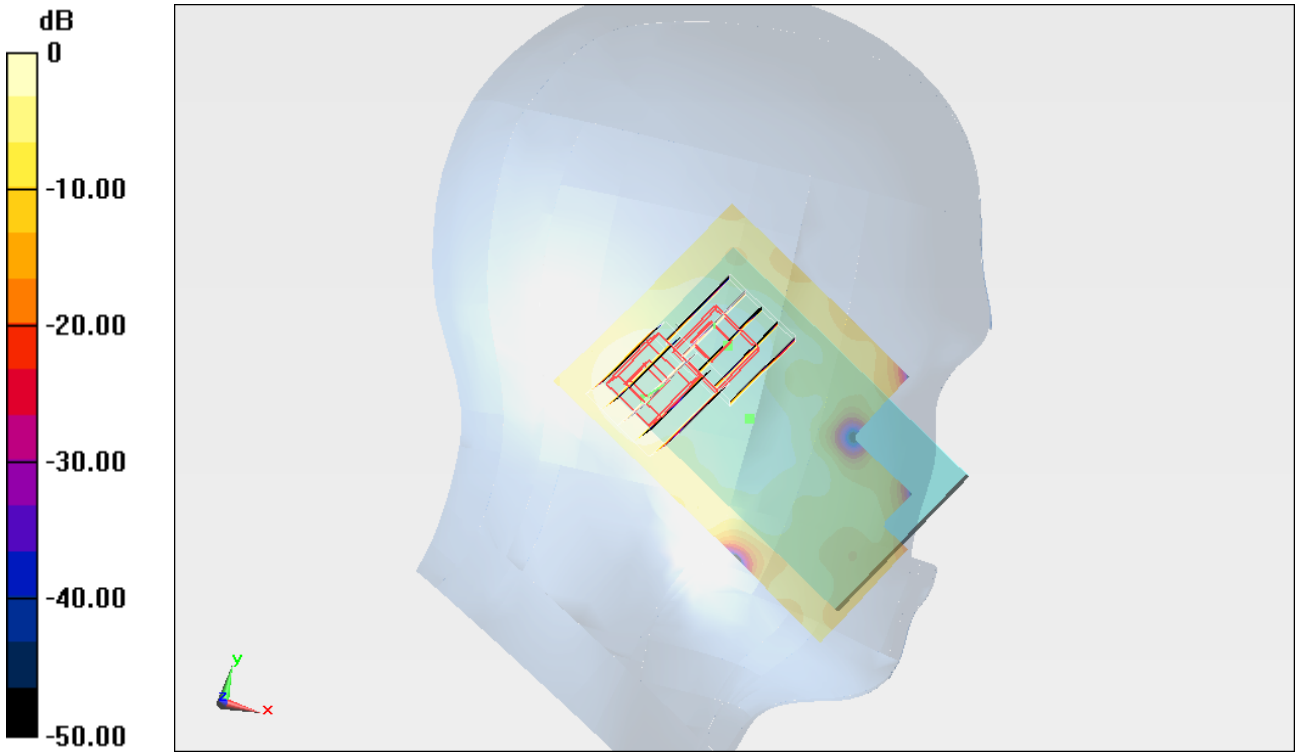

0 dB = 0.080mW/g = -21.94 dB mW/g

64 802.11b_Left Tilted_Ch11

DUT: 211239-02

Communication System: 802.11b; Frequency: 2462 MHz;Duty Cycle: 1:1
Medium: HSL_2450_120326 Medium parameters used: f = 2462 MHz; σ = 1.841 mho/m; ε_r = 39.372; ρ = 1000 kg/m^3
Ambient Temperature：22.2 ℃； Liquid Temperature：21.2 ℃

DASY5 Configuration:
- Probe: EX3DV4 - SN3820; ConvF(7.17, 7.17, 7.17); Calibrated: 2011/12/16
- Sensor-Surface: 4mm (Mechanical Surface Detection)
- Electronics: DAE3 Sn495; Calibrated: 2011/4/28
- Phantom: SAM Right; Type: QD000P40CD; Serial: TP:1644
- Measurement SW: DASY52, Version 52.8 (0); SEMCAD X Version 14.6.4 (4989)

Ch11/Area Scan (61x91x1): Measurement grid: dx=15mm, dy=15mm
Maximum value of SAR (interpolated) = 0.054 mW/g

Ch11/Zoom Scan (5x5x7)/Cube 0: Measurement grid: dx=8mm, dy=8mm, dz=5mm
Reference Value = 4.458 V/m; Power Drift = 0.01 dB
Peak SAR (extrapolated) = 0.0900
SAR(1 g) = 0.051 mW/g; SAR(10 g) = 0.023 mW/g
Maximum value of SAR (measured) = 0.059 mW/g

Ch11/Zoom Scan (5x5x7)/Cube 1: Measurement grid: dx=8mm, dy=8mm, dz=5mm
Reference Value = 4.458 V/m; Power Drift = 0.01 dB
Peak SAR (extrapolated) = 0.0650
SAR(1 g) = 0.045 mW/g; SAR(10 g) = 0.020 mW/g
Maximum value of SAR (measured) = 0.064 mW/g

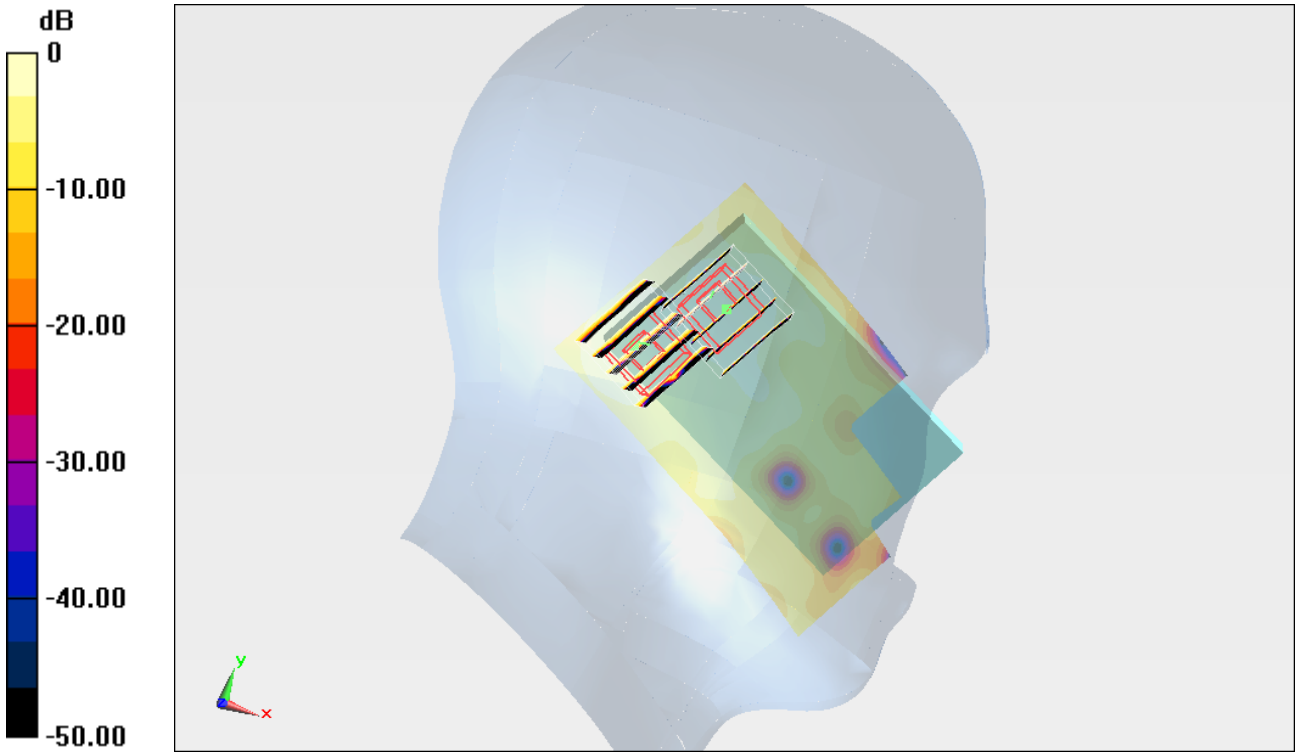

0 dB = 0.060mW/g = -24.44 dB mW/g

12 GSM850_GPRS8_Front_1cm_Ch251

DUT: 211239-02

Communication System: GSM850; Frequency: 848.8 MHz;Duty Cycle: 1:8.3
Medium: MSL_850_120315 Medium parameters used: f = 849 MHz; σ = 1.01 mho/m; ε_r = 56.1; ρ = 1000 kg/m^3
Ambient Temperature：22.5 ℃; Liquid Temperature：21.5 ℃

DASY4 Configuration:
- Probe: ET3DV6R - SN1788; ConvF(5.75, 5.75, 5.75); Calibrated: 2012-01-26
- Sensor-Surface: 4mm (Mechanical Surface Detection)
- Electronics: DAE4 Sn778; Calibrated: 2011-11-22
- Phantom: SAM_Right; Type: SAM; Serial: TP-1303
- Measurement SW: DASY4, V4.7 Build 80; Postprocessing SW: SEMCAD, V1.8 Build 186

Ch251/Area Scan (61x91x1): Measurement grid: dx=15mm, dy=15mm
Maximum value of SAR (interpolated) = 0.710 mW/g

Ch251/Zoom Scan (5x5x7)/Cube 0: Measurement grid: dx=8mm, dy=8mm, dz=5mm
Reference Value = 25.7 V/m; Power Drift = -0.024 dB
Peak SAR (extrapolated) = 0.868 W/kg
SAR(1 g) = 0.657 mW/g; SAR(10 g) = 0.491 mW/g
Maximum value of SAR (measured) = 0.692 mW/g

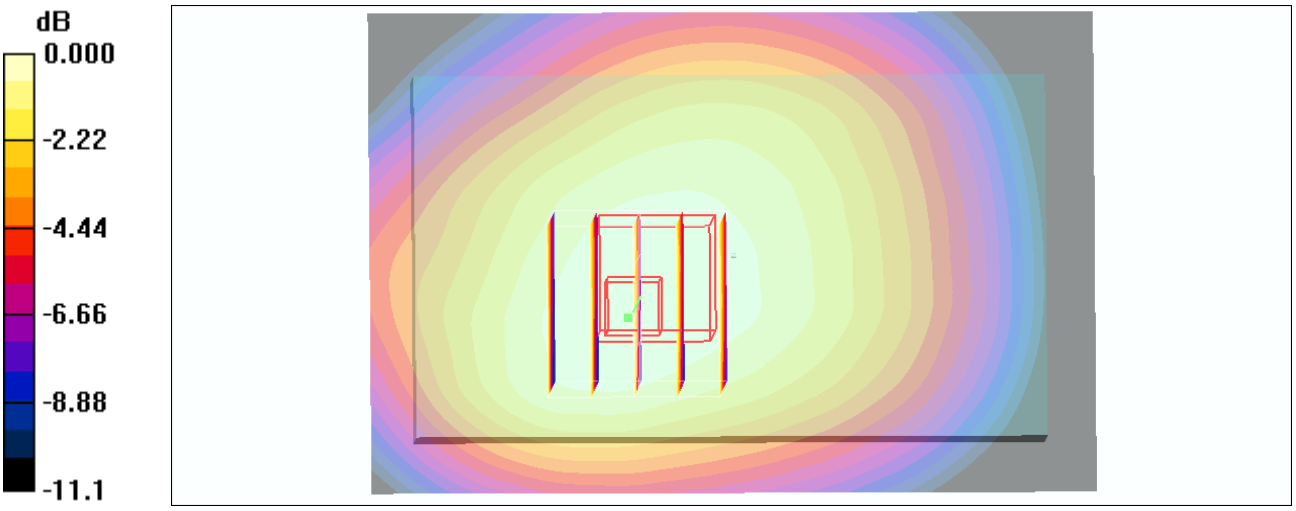

0 dB = 0.692mW/g

13 GSM850_GPRS8_Back_1cm_Ch251

DUT: 211239-02

Communication System: GSM850; Frequency: 848.8 MHz;Duty Cycle: 1:8.3
Medium: MSL_850_120315 Medium parameters used: f = 849 MHz; σ = 1.01 mho/m; ε_r = 56.1; ρ = 1000 kg/m^3
Ambient Temperature：22.5 ℃; Liquid Temperature：21.5 ℃

DASY4 Configuration:
- Probe: ET3DV6R - SN1788; ConvF(5.75, 5.75, 5.75); Calibrated: 2012-01-26
- Sensor-Surface: 4mm (Mechanical Surface Detection)
- Electronics: DAE4 Sn778; Calibrated: 2011-11-22
- Phantom: SAM_Right; Type: SAM; Serial: TP-1303
- Measurement SW: DASY4, V4.7 Build 80; Postprocessing SW: SEMCAD, V1.8 Build 186

Ch251/Area Scan (61x91x1): Measurement grid: dx=15mm, dy=15mm
Maximum value of SAR (interpolated) = 1.23 mW/g

Ch251/Zoom Scan (5x5x7)/Cube 0: Measurement grid: dx=8mm, dy=8mm, dz=5mm
Reference Value = 33.2 V/m; Power Drift = 0.002 dB
Peak SAR (extrapolated) = 1.53 W/kg
SAR(1 g) = 1.15 mW/g; SAR(10 g) = 0.838 mW/g
Maximum value of SAR (measured) = 1.21 mW/g

Ch251/Zoom Scan (5x5x7)/Cube 1: Measurement grid: dx=8mm, dy=8mm, dz=5mm
Reference Value = 33.2 V/m; Power Drift = 0.002 dB
Peak SAR (extrapolated) = 1.38 W/kg
SAR(1 g) = 0.835 mW/g; SAR(10 g) = 0.564 mW/g
Maximum value of SAR (measured) = 0.950 mW/g

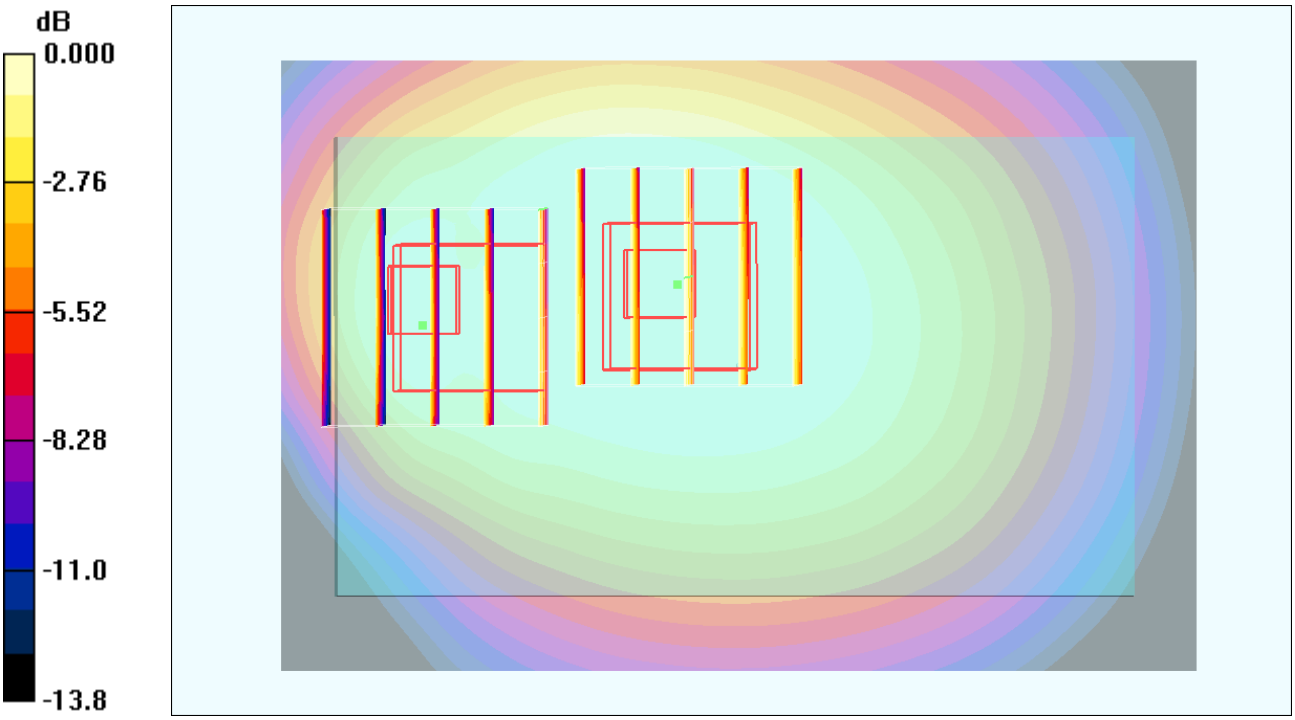

0 dB = 0.950mW/g

13 GSM850_GPRS8_Back_1cm_Ch251_2D

DUT: 211239-02

Communication System: GSM850; Frequency: 848.8 MHz;Duty Cycle: 1:8.3
Medium: MSL_850_120315 Medium parameters used: f = 849 MHz; σ = 1.01 mho/m; ε_r = 56.1; ρ = 1000 kg/m^3
Ambient Temperature：22.5 ℃; Liquid Temperature：21.5 ℃

DASY4 Configuration:
- Probe: ET3DV6R - SN1788; ConvF(5.75, 5.75, 5.75); Calibrated: 2012-01-26
- Sensor-Surface: 4mm (Mechanical Surface Detection)
- Electronics: DAE4 Sn778; Calibrated: 2011-11-22
- Phantom: SAM_Right; Type: SAM; Serial: TP-1303
- Measurement SW: DASY4, V4.7 Build 80; Postprocessing SW: SEMCAD, V1.8 Build 186

Ch251/Area Scan (61x91x1): Measurement grid: dx=15mm, dy=15mm
Maximum value of SAR (interpolated) = 1.23 mW/g

Ch251/Zoom Scan (5x5x7)/Cube 0: Measurement grid: dx=8mm, dy=8mm, dz=5mm
Reference Value = 33.2 V/m; Power Drift = 0.002 dB
Peak SAR (extrapolated) = 1.53 W/kg
SAR(1 g) = 1.15 mW/g; SAR(10 g) = 0.838 mW/g
Maximum value of SAR (measured) = 1.21 mW/g

Ch251/Zoom Scan (5x5x7)/Cube 1: Measurement grid: dx=8mm, dy=8mm, dz=5mm
Reference Value = 33.2 V/m; Power Drift = 0.002 dB
Peak SAR (extrapolated) = 1.38 W/kg
SAR(1 g) = 0.835 mW/g; SAR(10 g) = 0.564 mW/g
Maximum value of SAR (measured) = 0.950 mW/g

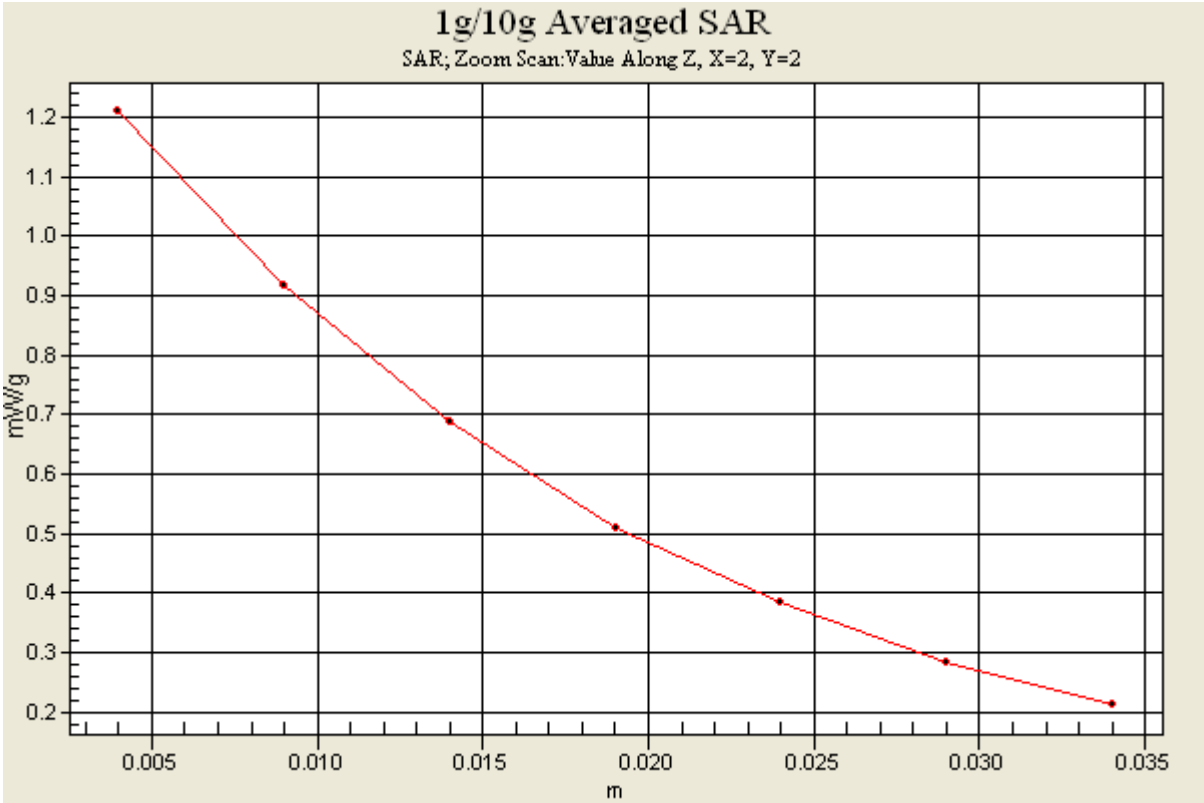

14 GSM850_GPRS8_Left Side_1cm_Ch251

DUT: 211239-02

Communication System: GSM850; Frequency: 848.8 MHz;Duty Cycle: 1:8.3
Medium: MSL_850_120315 Medium parameters used: f = 849 MHz; σ = 1.01 mho/m; ε_r = 56.1; ρ = 1000 kg/m^3
Ambient Temperature：22.5 ℃; Liquid Temperature：21.5 ℃

DASY4 Configuration:
- Probe: ET3DV6R - SN1788; ConvF(5.75, 5.75, 5.75); Calibrated: 2012-01-26
- Sensor-Surface: 4mm (Mechanical Surface Detection)
- Electronics: DAE4 Sn778; Calibrated: 2011-11-22
- Phantom: SAM_Right; Type: SAM; Serial: TP-1303
- Measurement SW: DASY4, V4.7 Build 80; Postprocessing SW: SEMCAD, V1.8 Build 186

Ch251/Area Scan (31x91x1): Measurement grid: dx=15mm, dy=15mm
Maximum value of SAR (interpolated) = 0.531 mW/g

Ch251/Zoom Scan (5x5x7)/Cube 0: Measurement grid: dx=8mm, dy=8mm, dz=5mm
Reference Value = 23.4 V/m; Power Drift = 0.026 dB
Peak SAR (extrapolated) = 0.685 W/kg
SAR(1 g) = 0.501 mW/g; SAR(10 g) = 0.350 mW/g
Maximum value of SAR (measured) = 0.532 mW/g

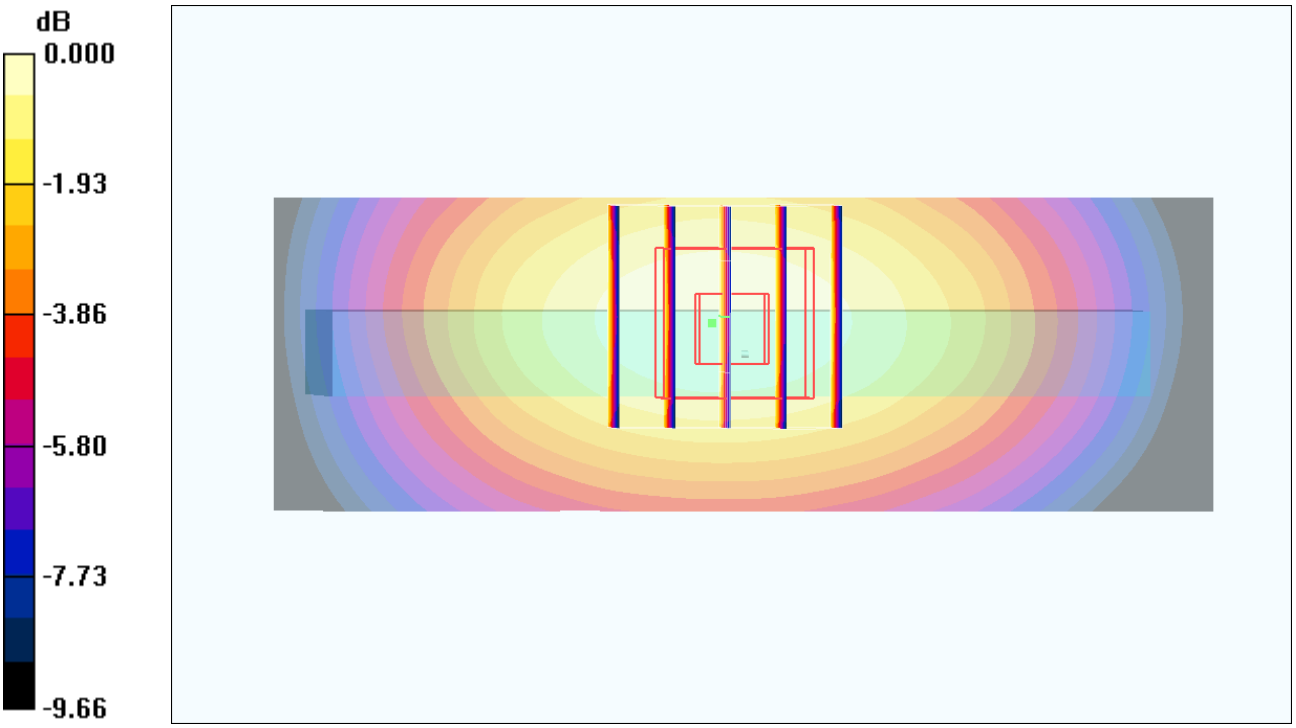

0 dB = 0.532mW/g

15 GSM850_GPRS8_Right Side_1cm_Ch251

DUT: 211239-02

Communication System: GSM850; Frequency: 848.8 MHz;Duty Cycle: 1:8.3
Medium: MSL_850_120315 Medium parameters used: f = 849 MHz; σ = 1.01 mho/m; ε_r = 56.1; ρ = 1000 kg/m^3
Ambient Temperature：22.5 ℃; Liquid Temperature：21.5 ℃

DASY4 Configuration:
- Probe: ET3DV6R - SN1788; ConvF(5.75, 5.75, 5.75); Calibrated: 2012-01-26
- Sensor-Surface: 4mm (Mechanical Surface Detection)
- Electronics: DAE4 Sn778; Calibrated: 2011-11-22
- Phantom: SAM_Right; Type: SAM; Serial: TP-1303
- Measurement SW: DASY4, V4.7 Build 80; Postprocessing SW: SEMCAD, V1.8 Build 186

Ch251/Area Scan (31x91x1): Measurement grid: dx=15mm, dy=15mm
Maximum value of SAR (interpolated) = 0.460 mW/g

Ch251/Zoom Scan (5x5x7)/Cube 0: Measurement grid: dx=8mm, dy=8mm, dz=5mm
Reference Value = 22.1 V/m; Power Drift = -0.160 dB
Peak SAR (extrapolated) = 0.580 W/kg
SAR(1 g) = 0.416 mW/g; SAR(10 g) = 0.285 mW/g
Maximum value of SAR (measured) = 0.447 mW/g

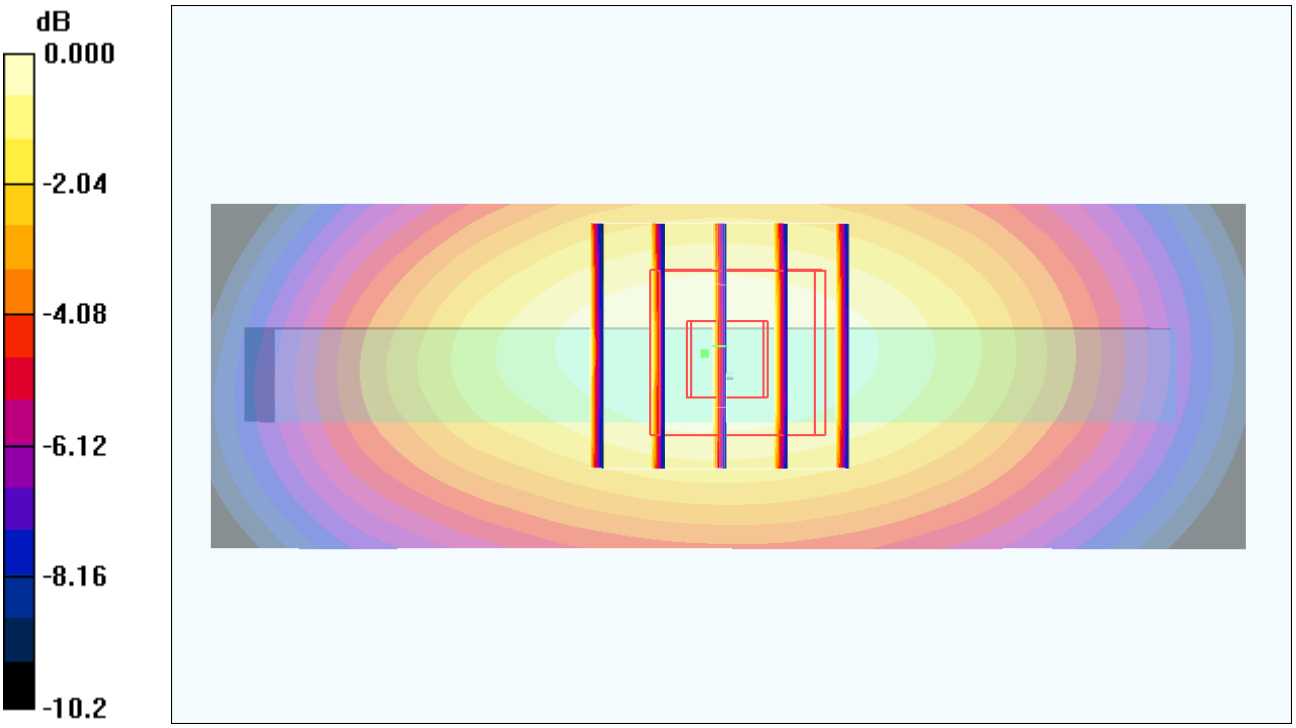

0 dB = 0.447mW/g

17 GSM850_GPRS8_Bottom Side_1cm_Ch251

DUT: 211239-02

Communication System: GSM850; Frequency: 848.8 MHz;Duty Cycle: 1:8.3
Medium: MSL_850_120315 Medium parameters used: f = 849 MHz; σ = 1.01 mho/m; ε_r = 56.1; ρ = 1000 kg/m^3
Ambient Temperature：22.5 ℃； Liquid Temperature：21.5 ℃

DASY4 Configuration:
- Probe: ET3DV6R - SN1788; ConvF(5.75, 5.75, 5.75); Calibrated: 2012-01-26
- Sensor-Surface: 4mm (Mechanical Surface Detection)
- Electronics: DAE4 Sn778; Calibrated: 2011-11-22
- Phantom: SAM_Right; Type: SAM; Serial: TP-1303
- Measurement SW: DASY4, V4.7 Build 80; Postprocessing SW: SEMCAD, V1.8 Build 186

Ch251/Area Scan (31x71x1): Measurement grid: dx=15mm, dy=15mm
Maximum value of SAR (interpolated) = 0.203 mW/g

Ch251/Zoom Scan (5x5x7)/Cube 0: Measurement grid: dx=8mm, dy=8mm, dz=5mm
Reference Value = 9.83 V/m; Power Drift = 0.034 dB
Peak SAR (extrapolated) = 0.312 W/kg
SAR(1 g) = 0.176 mW/g; SAR(10 g) = 0.100 mW/g
Maximum value of SAR (measured) = 0.188 mW/g

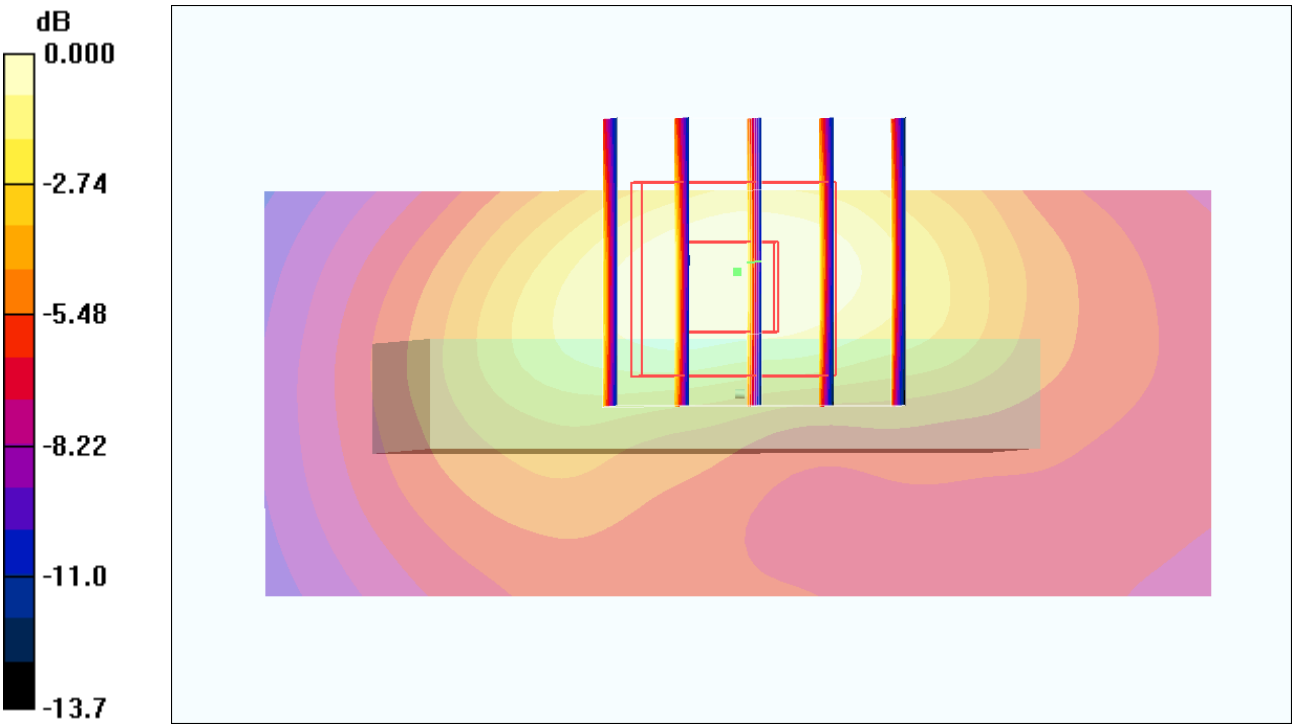

0 dB = 0.188mW/g

18 GSM850_GPRS8_Back_1cm_Ch128

DUT: 211239-02

Communication System: GSM850; Frequency: 824.2 MHz;Duty Cycle: 1:8.3
Medium: MSL_850_120315 Medium parameters used : f = 824.2 MHz; σ = 0.983 mho/m; ε_r = 56.3; ρ = 1000 kg/m^3
Ambient Temperature：22.5 ℃； Liquid Temperature：21.5 ℃

DASY4 Configuration:
- Probe: ET3DV6R - SN1788; ConvF(5.75, 5.75, 5.75); Calibrated: 2012-01-26
- Sensor-Surface: 4mm (Mechanical Surface Detection)
- Electronics: DAE4 Sn778; Calibrated: 2011-11-22
- Phantom: SAM_Right; Type: SAM; Serial: TP-1303
- Measurement SW: DASY4, V4.7 Build 80; Postprocessing SW: SEMCAD, V1.8 Build 186

Ch128/Area Scan (61x91x1): Measurement grid: dx=15mm, dy=15mm
Maximum value of SAR (interpolated) = 1.07 mW/g

Ch128/Zoom Scan (5x5x7)/Cube 0: Measurement grid: dx=8mm, dy=8mm, dz=5mm
Reference Value = 31.4 V/m; Power Drift = 0.037 dB
Peak SAR (extrapolated) = 1.37 W/kg
SAR(1 g) = 1.03 mW/g; SAR(10 g) = 0.743 mW/g
Maximum value of SAR (measured) = 1.08 mW/g

Ch128/Zoom Scan (5x5x7)/Cube 1: Measurement grid: dx=8mm, dy=8mm, dz=5mm
Reference Value = 31.4 V/m; Power Drift = 0.037 dB
Peak SAR (extrapolated) = 1.23 W/kg
SAR(1 g) = 0.755 mW/g; SAR(10 g) = 0.516 mW/g
Maximum value of SAR (measured) = 0.847 mW/g

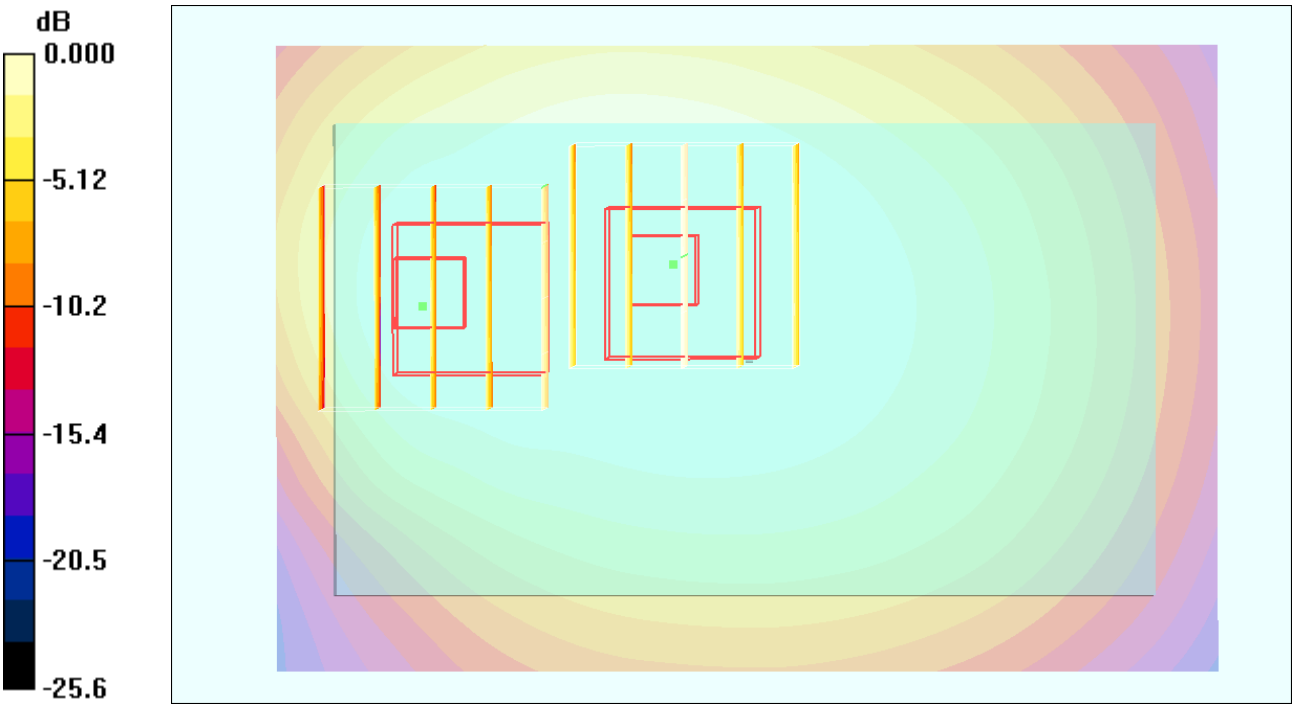

0 dB = 0.847mW/g

19 GSM850_GPRS8_Back_1cm_Ch189

DUT: 211239-02

Communication System: GSM850; Frequency: 836.4 MHz;Duty Cycle: 1:8.3
Medium: MSL_850_120315 Medium parameters used : f = 836.4 MHz; σ = 0.996 mho/m; ε_r = 56.2; ρ = 1000 kg/m^3
Ambient Temperature：22.5 ℃; Liquid Temperature：21.5 ℃

DASY4 Configuration:
- Probe: ET3DV6R - SN1788; ConvF(5.75, 5.75, 5.75); Calibrated: 2012-01-26
- Sensor-Surface: 4mm (Mechanical Surface Detection)
- Electronics: DAE4 Sn778; Calibrated: 2011-11-22
- Phantom: SAM_Right; Type: SAM; Serial: TP-1303
- Measurement SW: DASY4, V4.7 Build 80; Postprocessing SW: SEMCAD, V1.8 Build 186

Ch189/Area Scan (61x91x1): Measurement grid: dx=15mm, dy=15mm
Maximum value of SAR (interpolated) = 1.15 mW/g

Ch189/Zoom Scan (5x5x7)/Cube 0: Measurement grid: dx=8mm, dy=8mm, dz=5mm
Reference Value = 32.2 V/m; Power Drift = 0.039 dB
Peak SAR (extrapolated) = 1.41 W/kg
SAR(1 g) = 1.08 mW/g; SAR(10 g) = 0.787 mW/g
Maximum value of SAR (measured) = 1.14 mW/g

Ch189/Zoom Scan (5x5x7)/Cube 1: Measurement grid: dx=8mm, dy=8mm, dz=5mm
Reference Value = 32.2 V/m; Power Drift = 0.039 dB
Peak SAR (extrapolated) = 1.28 W/kg
SAR(1 g) = 0.798 mW/g; SAR(10 g) = 0.533 mW/g
Maximum value of SAR (measured) = 0.867 mW/g

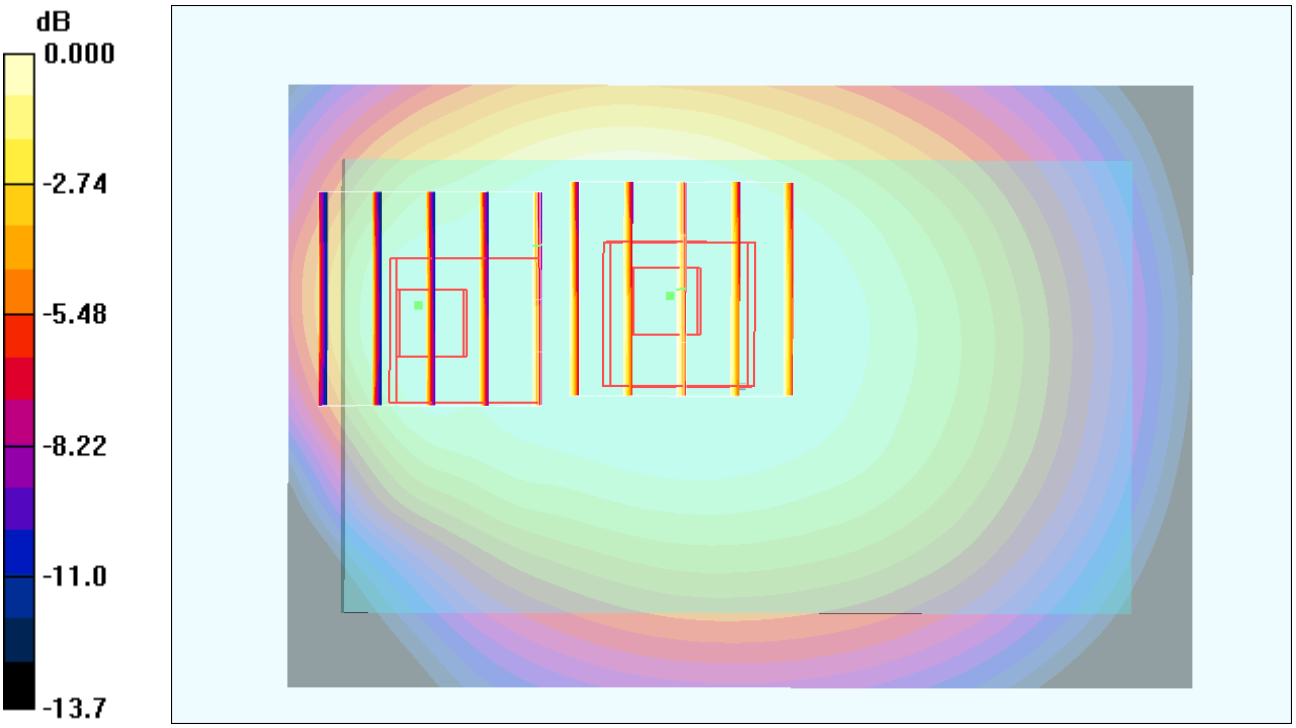

0 dB = 0.867mW/g

12 GSM850_GPRS8_Front_1cm_Ch251

DUT: 211239-02

Communication System: GSM850; Frequency: 848.8 MHz;Duty Cycle: 1:8.3
Medium: MSL_850_120315 Medium parameters used: f = 849 MHz; σ = 1.01 mho/m; ε_r = 56.1; ρ = 1000 kg/m^3
Ambient Temperature：22.5 ℃; Liquid Temperature：21.5 ℃

DASY4 Configuration:
- Probe: ET3DV6R - SN1788; ConvF(5.75, 5.75, 5.75); Calibrated: 2012-01-26
- Sensor-Surface: 4mm (Mechanical Surface Detection)
- Electronics: DAE4 Sn778; Calibrated: 2011-11-22
- Phantom: SAM_Right; Type: SAM; Serial: TP-1303
- Measurement SW: DASY4, V4.7 Build 80; Postprocessing SW: SEMCAD, V1.8 Build 186

Ch251/Area Scan (61x91x1): Measurement grid: dx=15mm, dy=15mm
Maximum value of SAR (interpolated) = 0.710 mW/g

Ch251/Zoom Scan (5x5x7)/Cube 0: Measurement grid: dx=8mm, dy=8mm, dz=5mm
Reference Value = 25.7 V/m; Power Drift = -0.024 dB
Peak SAR (extrapolated) = 0.868 W/kg
SAR(1 g) = 0.657 mW/g; SAR(10 g) = 0.491 mW/g
Maximum value of SAR (measured) = 0.692 mW/g

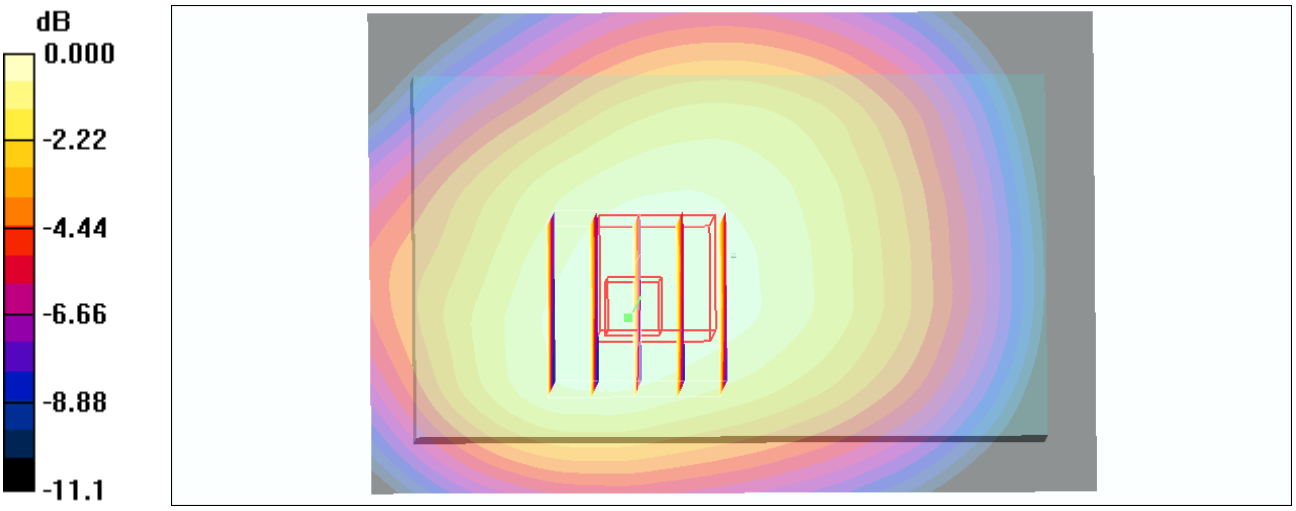

0 dB = 0.692mW/g

13 GSM850_GPRS8_Back_1cm_Ch251

DUT: 211239-02

Communication System: GSM850; Frequency: 848.8 MHz;Duty Cycle: 1:8.3
Medium: MSL_850_120315 Medium parameters used: f = 849 MHz; σ = 1.01 mho/m; ε_r = 56.1; ρ = 1000 kg/m^3
Ambient Temperature：22.5 ℃; Liquid Temperature：21.5 ℃

DASY4 Configuration:
- Probe: ET3DV6R - SN1788; ConvF(5.75, 5.75, 5.75); Calibrated: 2012-01-26
- Sensor-Surface: 4mm (Mechanical Surface Detection)
- Electronics: DAE4 Sn778; Calibrated: 2011-11-22
- Phantom: SAM_Right; Type: SAM; Serial: TP-1303
- Measurement SW: DASY4, V4.7 Build 80; Postprocessing SW: SEMCAD, V1.8 Build 186

Ch251/Area Scan (61x91x1): Measurement grid: dx=15mm, dy=15mm
Maximum value of SAR (interpolated) = 1.23 mW/g

Ch251/Zoom Scan (5x5x7)/Cube 0: Measurement grid: dx=8mm, dy=8mm, dz=5mm
Reference Value = 33.2 V/m; Power Drift = 0.002 dB
Peak SAR (extrapolated) = 1.53 W/kg
SAR(1 g) = 1.15 mW/g; SAR(10 g) = 0.838 mW/g
Maximum value of SAR (measured) = 1.21 mW/g

Ch251/Zoom Scan (5x5x7)/Cube 1: Measurement grid: dx=8mm, dy=8mm, dz=5mm
Reference Value = 33.2 V/m; Power Drift = 0.002 dB
Peak SAR (extrapolated) = 1.38 W/kg
SAR(1 g) = 0.835 mW/g; SAR(10 g) = 0.564 mW/g
Maximum value of SAR (measured) = 0.950 mW/g

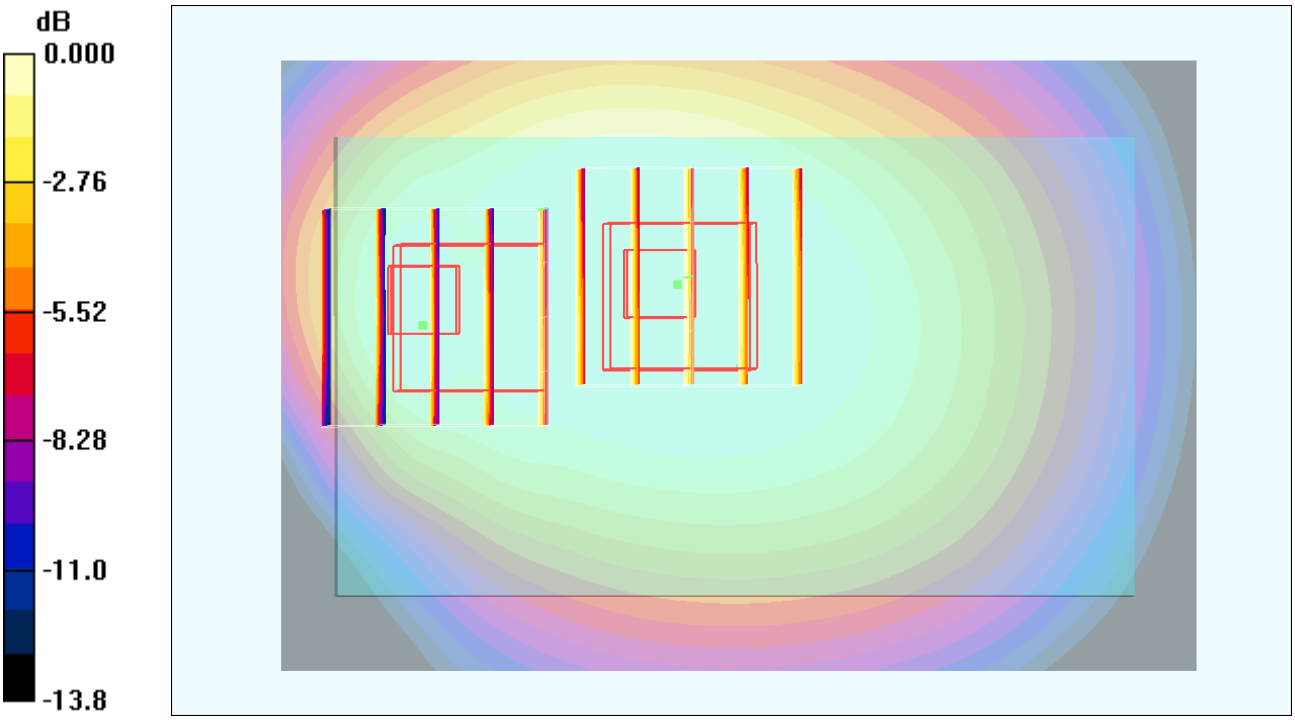

0 dB = 0.950mW/g

18 GSM850_GPRS8_Back_1cm_Ch128

DUT: 211239-02

Communication System: GSM850; Frequency: 824.2 MHz;Duty Cycle: 1:8.3
Medium: MSL_850_120315 Medium parameters used : f = 824.2 MHz; σ = 0.983 mho/m; ε_r = 56.3; ρ = 1000 kg/m^3
Ambient Temperature：22.5 ℃； Liquid Temperature：21.5 ℃

DASY4 Configuration:
- Probe: ET3DV6R - SN1788; ConvF(5.75, 5.75, 5.75); Calibrated: 2012-01-26
- Sensor-Surface: 4mm (Mechanical Surface Detection)
- Electronics: DAE4 Sn778; Calibrated: 2011-11-22
- Phantom: SAM_Right; Type: SAM; Serial: TP-1303
- Measurement SW: DASY4, V4.7 Build 80; Postprocessing SW: SEMCAD, V1.8 Build 186

Ch128/Area Scan (61x91x1): Measurement grid: dx=15mm, dy=15mm
Maximum value of SAR (interpolated) = 1.07 mW/g

Ch128/Zoom Scan (5x5x7)/Cube 0: Measurement grid: dx=8mm, dy=8mm, dz=5mm
Reference Value = 31.4 V/m; Power Drift = 0.037 dB
Peak SAR (extrapolated) = 1.37 W/kg
SAR(1 g) = 1.03 mW/g; SAR(10 g) = 0.743 mW/g
Maximum value of SAR (measured) = 1.08 mW/g

Ch128/Zoom Scan (5x5x7)/Cube 1: Measurement grid: dx=8mm, dy=8mm, dz=5mm
Reference Value = 31.4 V/m; Power Drift = 0.037 dB
Peak SAR (extrapolated) = 1.23 W/kg
SAR(1 g) = 0.755 mW/g; SAR(10 g) = 0.516 mW/g
Maximum value of SAR (measured) = 0.847 mW/g

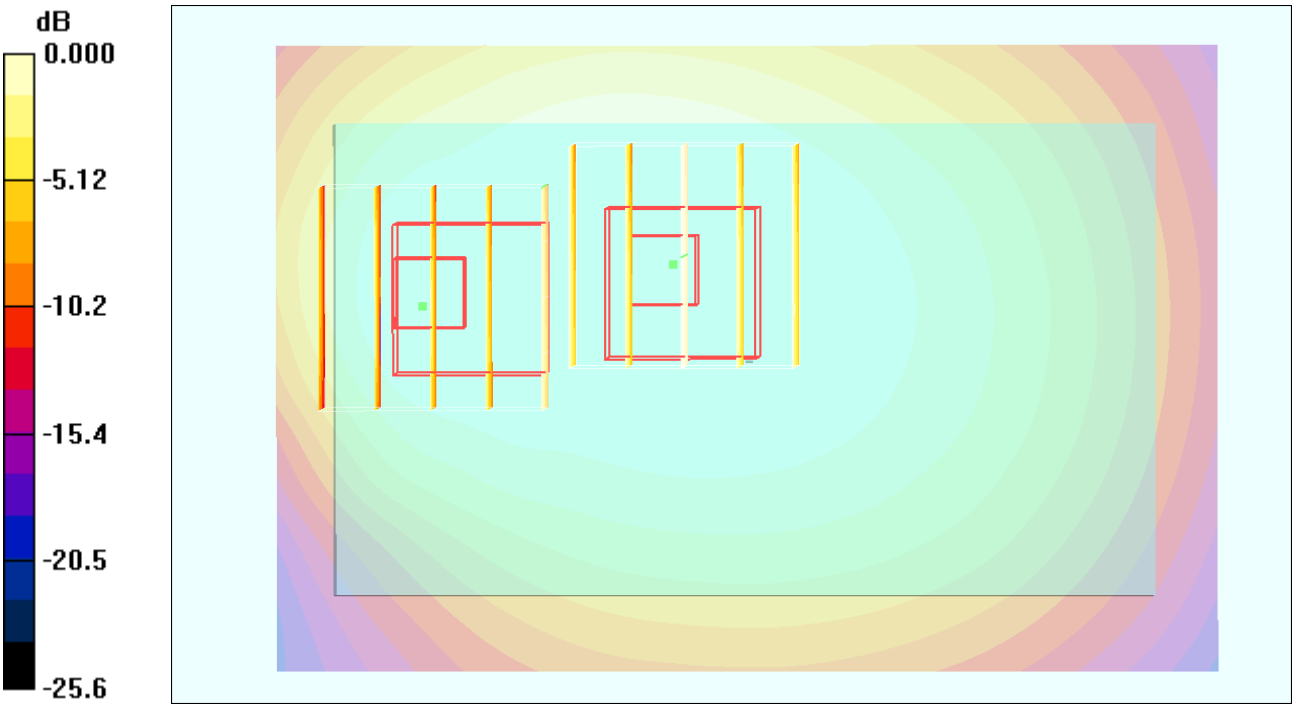

0 dB = 0.847mW/g

19 GSM850_GPRS8_Back_1cm_Ch189

DUT: 211239-02

Communication System: GSM850; Frequency: 836.4 MHz;Duty Cycle: 1:8.3
Medium: MSL_850_120315 Medium parameters used : f = 836.4 MHz; σ = 0.996 mho/m; ε_r = 56.2; ρ = 1000 kg/m^3
Ambient Temperature：22.5 ℃; Liquid Temperature：21.5 ℃

DASY4 Configuration:
- Probe: ET3DV6R - SN1788; ConvF(5.75, 5.75, 5.75); Calibrated: 2012-01-26
- Sensor-Surface: 4mm (Mechanical Surface Detection)
- Electronics: DAE4 Sn778; Calibrated: 2011-11-22
- Phantom: SAM_Right; Type: SAM; Serial: TP-1303
- Measurement SW: DASY4, V4.7 Build 80; Postprocessing SW: SEMCAD, V1.8 Build 186

Ch189/Area Scan (61x91x1): Measurement grid: dx=15mm, dy=15mm
Maximum value of SAR (interpolated) = 1.15 mW/g

Ch189/Zoom Scan (5x5x7)/Cube 0: Measurement grid: dx=8mm, dy=8mm, dz=5mm
Reference Value = 32.2 V/m; Power Drift = 0.039 dB
Peak SAR (extrapolated) = 1.41 W/kg
SAR(1 g) = 1.08 mW/g; SAR(10 g) = 0.787 mW/g
Maximum value of SAR (measured) = 1.14 mW/g

Ch189/Zoom Scan (5x5x7)/Cube 1: Measurement grid: dx=8mm, dy=8mm, dz=5mm
Reference Value = 32.2 V/m; Power Drift = 0.039 dB
Peak SAR (extrapolated) = 1.28 W/kg
SAR(1 g) = 0.798 mW/g; SAR(10 g) = 0.533 mW/g
Maximum value of SAR (measured) = 0.867 mW/g

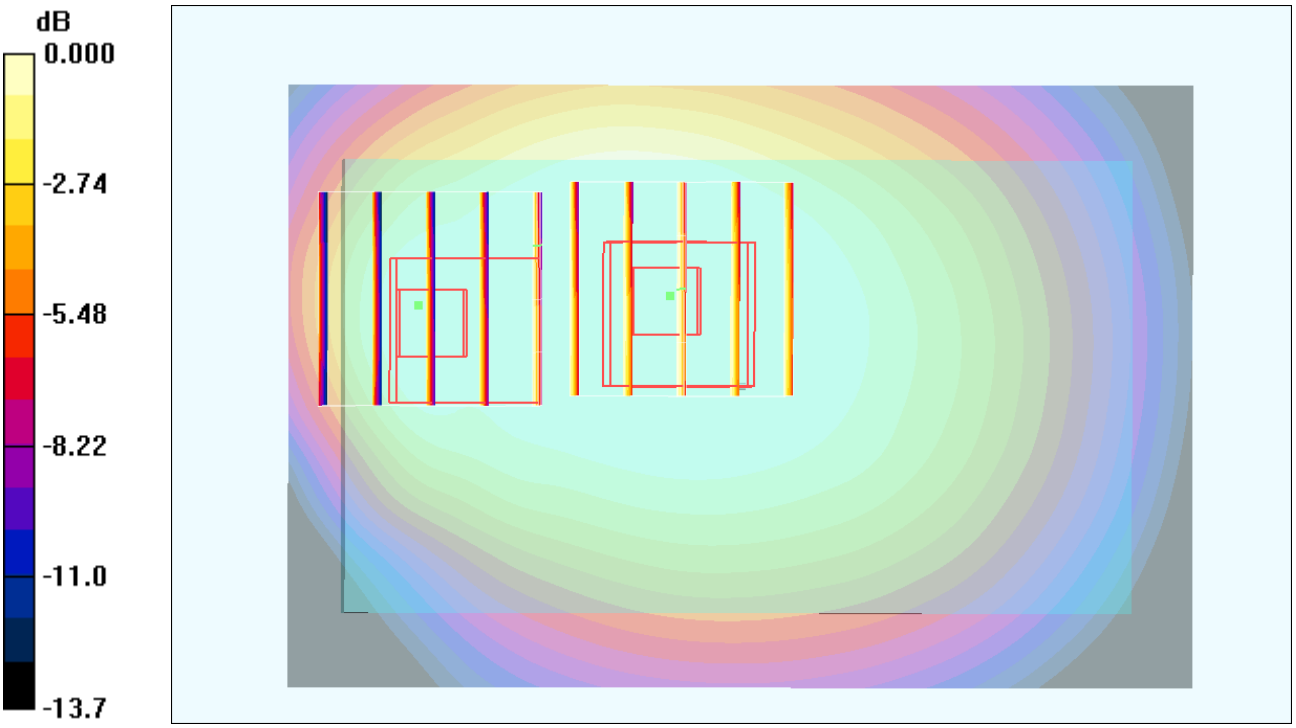

0 dB = 0.867mW/g

20 GSM850_GPRS8_Back_1cm_Ch251_Earphone

DUT: 211239-02

Communication System: GSM850; Frequency: 848.8 MHz;Duty Cycle: 1:8.3
Medium: MSL_850_120315 Medium parameters used: f = 849 MHz; σ = 1.01 mho/m; ε_r = 56.1; ρ = 1000 kg/m^3
Ambient Temperature：22.5 ℃; Liquid Temperature：21.5 ℃

DASY4 Configuration:
- Probe: ET3DV6R - SN1788; ConvF(5.75, 5.75, 5.75); Calibrated: 2012-01-26
- Sensor-Surface: 4mm (Mechanical Surface Detection)
- Electronics: DAE4 Sn778; Calibrated: 2011-11-22
- Phantom: SAM_Right; Type: SAM; Serial: TP-1303
- Measurement SW: DASY4, V4.7 Build 80; Postprocessing SW: SEMCAD, V1.8 Build 186

Ch251/Area Scan (61x91x1): Measurement grid: dx=15mm, dy=15mm
Maximum value of SAR (interpolated) = 1.06 mW/g

Ch251/Zoom Scan (5x5x7)/Cube 0: Measurement grid: dx=8mm, dy=8mm, dz=5mm
Reference Value = 30.3 V/m; Power Drift = 0.026 dB
Peak SAR (extrapolated) = 1.42 W/kg
SAR(1 g) = 1.02 mW/g; SAR(10 g) = 0.723 mW/g
Maximum value of SAR (measured) = 1.06 mW/g

Ch251/Zoom Scan (5x5x7)/Cube 1: Measurement grid: dx=8mm, dy=8mm, dz=5mm
Reference Value = 30.3 V/m; Power Drift = 0.026 dB
Peak SAR (extrapolated) = 1.41 W/kg
SAR(1 g) = 0.851 mW/g; SAR(10 g) = 0.540 mW/g
Maximum value of SAR (measured) = 0.925 mW/g

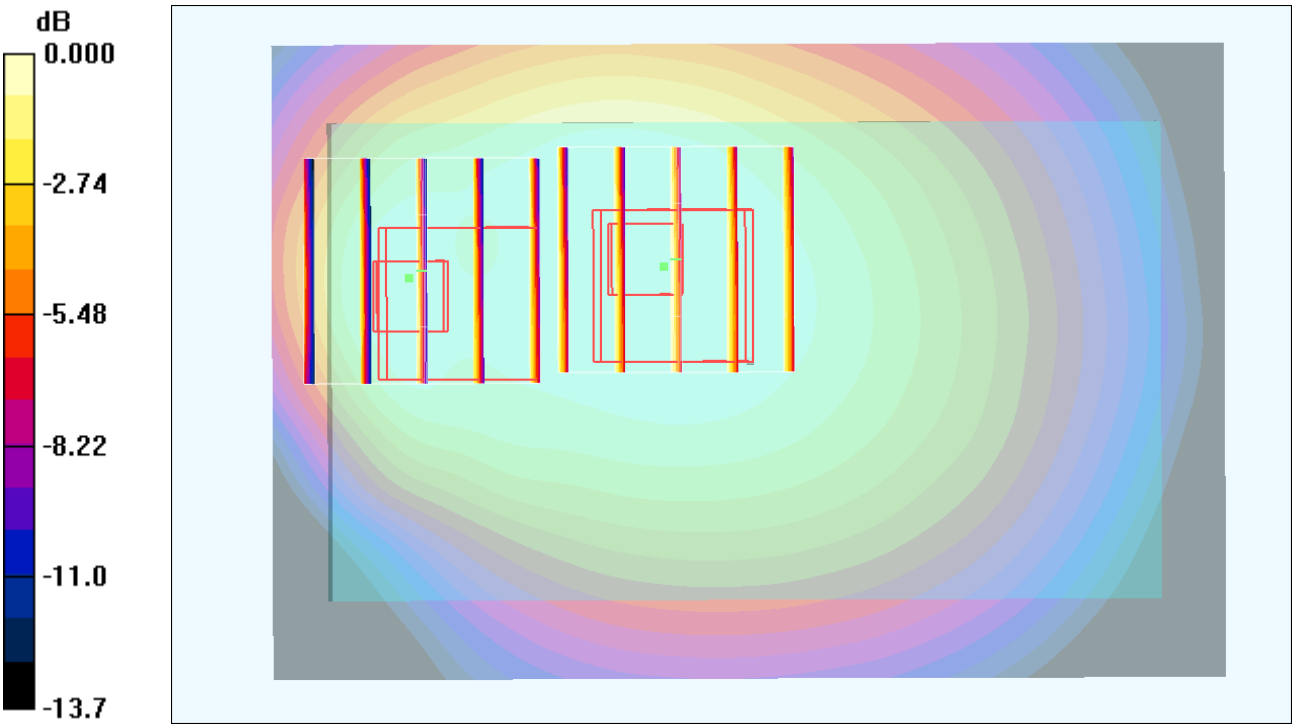

0 dB = 0.925mW/g

21 GSM850_GPRS8_Back_1cm_Ch128_Earphone

DUT: 211239-02

Communication System: GSM850; Frequency: 824.2 MHz;Duty Cycle: 1:8.3
Medium: MSL_850_120315 Medium parameters used : f = 824.2 MHz; σ = 0.983 mho/m; ε_r = 56.3; ρ = 1000 kg/m^3
Ambient Temperature：22.5 ℃； Liquid Temperature：21.5 ℃

DASY4 Configuration:
- Probe: ET3DV6R - SN1788; ConvF(5.75, 5.75, 5.75); Calibrated: 2012-01-26
- Sensor-Surface: 4mm (Mechanical Surface Detection)
- Electronics: DAE4 Sn778; Calibrated: 2011-11-22
- Phantom: SAM_Right; Type: SAM; Serial: TP-1303
- Measurement SW: DASY4, V4.7 Build 80; Postprocessing SW: SEMCAD, V1.8 Build 186

Ch128/Area Scan (61x91x1): Measurement grid: dx=15mm, dy=15mm
Maximum value of SAR (interpolated) = 0.897 mW/g

Ch128/Zoom Scan (5x5x7)/Cube 0: Measurement grid: dx=8mm, dy=8mm, dz=5mm
Reference Value = 27.4 V/m; Power Drift = 0.024 dB
Peak SAR (extrapolated) = 1.19 W/kg
SAR(1 g) = 0.857 mW/g; SAR(10 g) = 0.608 mW/g
Maximum value of SAR (measured) = 0.915 mW/g

Ch128/Zoom Scan (5x5x7)/Cube 1: Measurement grid: dx=8mm, dy=8mm, dz=5mm
Reference Value = 27.4 V/m; Power Drift = 0.024 dB
Peak SAR (extrapolated) = 1.18 W/kg
SAR(1 g) = 0.727 mW/g; SAR(10 g) = 0.472 mW/g
Maximum value of SAR (measured) = 0.789 mW/g

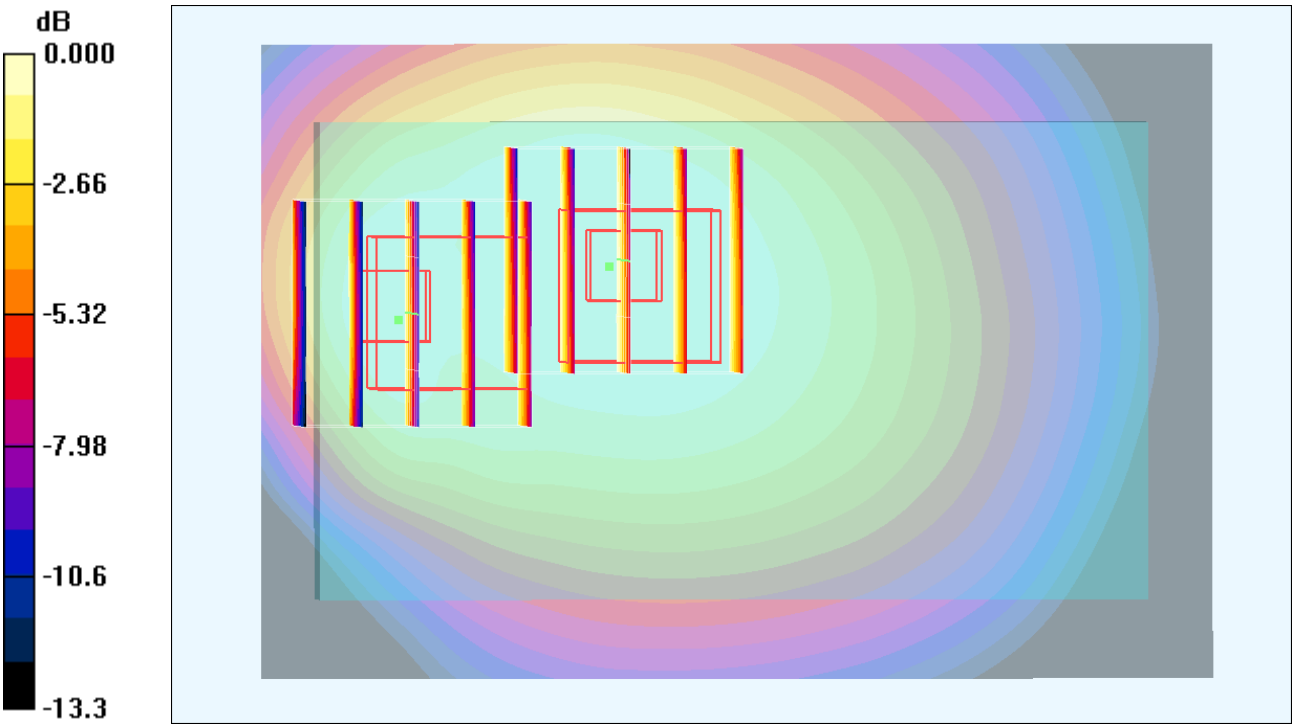

0 dB = 0.789mW/g

22 GSM850_GPRS8_Back_1cm_Ch189_Earphone

DUT: 211239-02

Communication System: GSM850; Frequency: 836.4 MHz;Duty Cycle: 1:8.3
Medium: MSL_850_120315 Medium parameters used : f = 836.4 MHz; σ = 0.996 mho/m; ε_r = 56.2; ρ = 1000 kg/m^3
Ambient Temperature：22.5 ℃; Liquid Temperature：21.5 ℃

DASY4 Configuration:
- Probe: ET3DV6R - SN1788; ConvF(5.75, 5.75, 5.75); Calibrated: 2012-01-26
- Sensor-Surface: 4mm (Mechanical Surface Detection)
- Electronics: DAE4 Sn778; Calibrated: 2011-11-22
- Phantom: SAM_Right; Type: SAM; Serial: TP-1303
- Measurement SW: DASY4, V4.7 Build 80; Postprocessing SW: SEMCAD, V1.8 Build 186

Ch189/Area Scan (61x91x1): Measurement grid: dx=15mm, dy=15mm
Maximum value of SAR (interpolated) = 0.985 mW/g

Ch189/Zoom Scan (5x5x7)/Cube 0: Measurement grid: dx=8mm, dy=8mm, dz=5mm
Reference Value = 28.5 V/m; Power Drift = -0.050 dB
Peak SAR (extrapolated) = 1.27 W/kg
SAR(1 g) = 0.929 mW/g; SAR(10 g) = 0.662 mW/g
Maximum value of SAR (measured) = 0.985 mW/g

Ch189/Zoom Scan (5x5x7)/Cube 1: Measurement grid: dx=8mm, dy=8mm, dz=5mm
Reference Value = 28.5 V/m; Power Drift = -0.050 dB
Peak SAR (extrapolated) = 1.31 W/kg
SAR(1 g) = 0.786 mW/g; SAR(10 g) = 0.504 mW/g
Maximum value of SAR (measured) = 0.853 mW/g

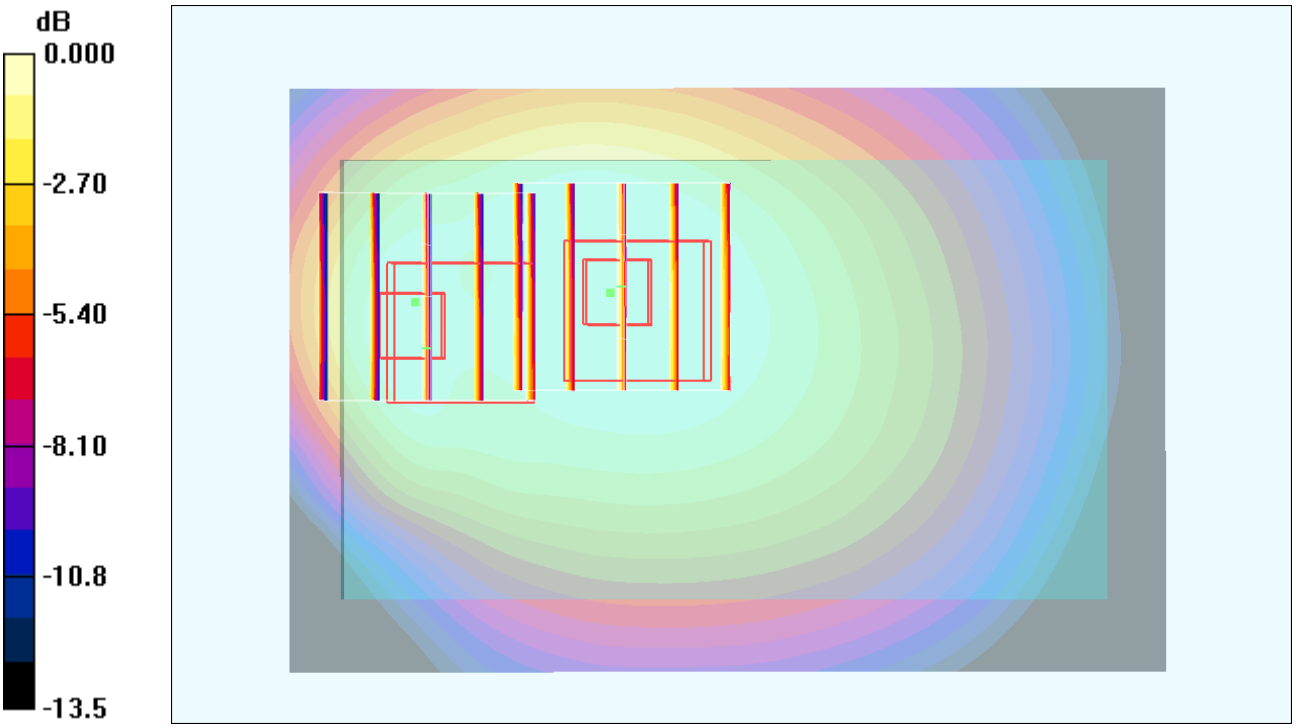

0 dB = 0.853mW/g

23 GSM1900_GPRS10_Front_1cm_Ch661

DUT: 211239-02

Communication System: PCS 1900; Frequency: 1880 MHz;Duty Cycle: 1:4
Medium: MSL_1900_120316 Medium parameters used: f = 1880 MHz; σ = 1.51 mho/m; ε_r = 52.7; ρ = 1000 kg/m^3
Ambient Temperature：22.5 ℃; Liquid Temperature：21.5 ℃

DASY4 Configuration:
- Probe: ET3DV6R - SN1788; ConvF(4.06, 4.06, 4.06); Calibrated: 2012-01-26
- Sensor-Surface: 4mm (Mechanical Surface Detection)
- Electronics: DAE4 Sn778; Calibrated: 2011-11-22
- Phantom: SAM_Right; Type: SAM; Serial: TP-1303
- Measurement SW: DASY4, V4.7 Build 80; Postprocessing SW: SEMCAD, V1.8 Build 186

Ch661/Area Scan (61x91x1): Measurement grid: dx=15mm, dy=15mm
Maximum value of SAR (interpolated) = 0.560 mW/g

Ch661/Zoom Scan (5x5x7)/Cube 0: Measurement grid: dx=8mm, dy=8mm, dz=5mm
Reference Value = 7.59 V/m; Power Drift = -0.044 dB
Peak SAR (extrapolated) = 0.785 W/kg
SAR(1 g) = 0.519 mW/g; SAR(10 g) = 0.317 mW/g
Maximum value of SAR (measured) = 0.562 mW/g

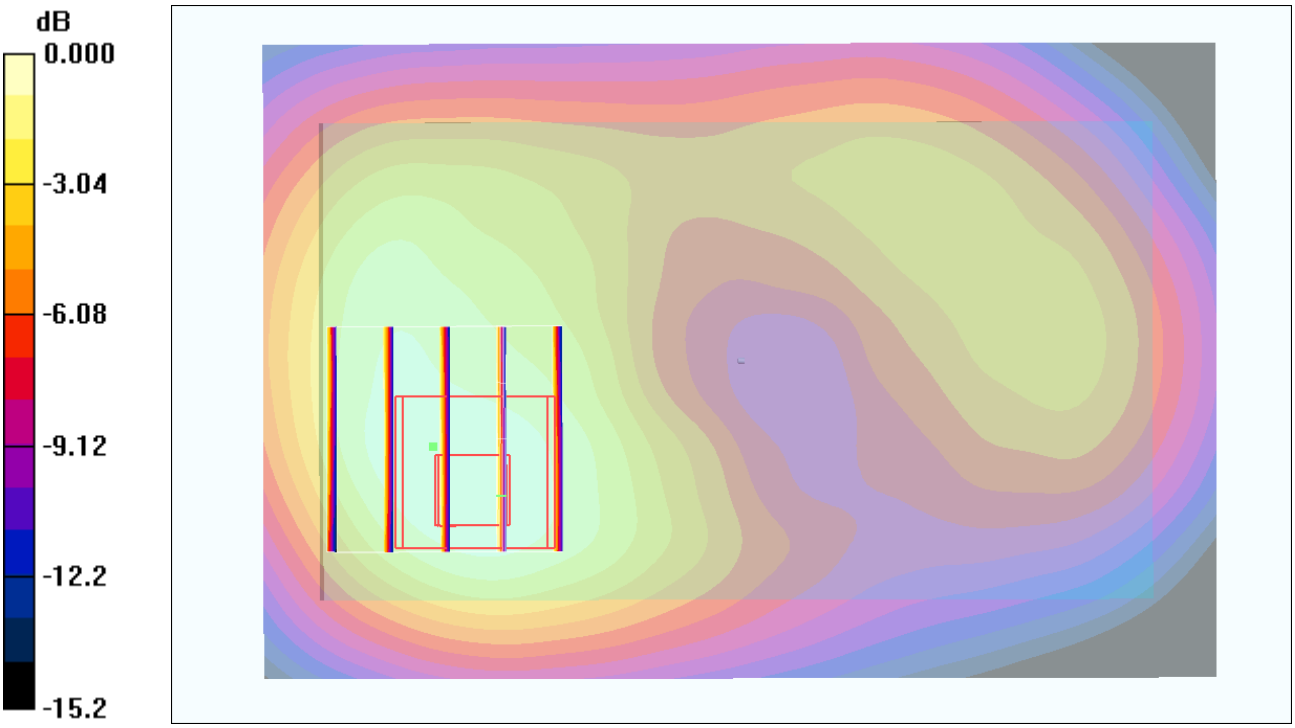

0 dB = 0.562mW/g

24 GSM1900_GPRS10_Back_1cm_Ch661

DUT: 211239-02

Communication System: PCS 1900; Frequency: 1880 MHz;Duty Cycle: 1:4
Medium: MSL_1900_120316 Medium parameters used: f = 1880 MHz; σ = 1.51 mho/m; ε_r = 52.7; ρ = 1000 kg/m^3
Ambient Temperature：22.5 ℃; Liquid Temperature：21.5 ℃

DASY4 Configuration:
- Probe: ET3DV6R - SN1788; ConvF(4.06, 4.06, 4.06); Calibrated: 2012-01-26
- Sensor-Surface: 4mm (Mechanical Surface Detection)
- Electronics: DAE4 Sn778; Calibrated: 2011-11-22
- Phantom: SAM_Right; Type: SAM; Serial: TP-1303
- Measurement SW: DASY4, V4.7 Build 80; Postprocessing SW: SEMCAD, V1.8 Build 186

Ch661/Area Scan (61x91x1): Measurement grid: dx=15mm, dy=15mm
Maximum value of SAR (interpolated) = 0.689 mW/g

Ch661/Zoom Scan (5x5x7)/Cube 0: Measurement grid: dx=8mm, dy=8mm, dz=5mm
Reference Value = 11.0 V/m; Power Drift = -0.035 dB
Peak SAR (extrapolated) = 0.960 W/kg
SAR(1 g) = 0.598 mW/g; SAR(10 g) = 0.352 mW/g
Maximum value of SAR (measured) = 0.665 mW/g

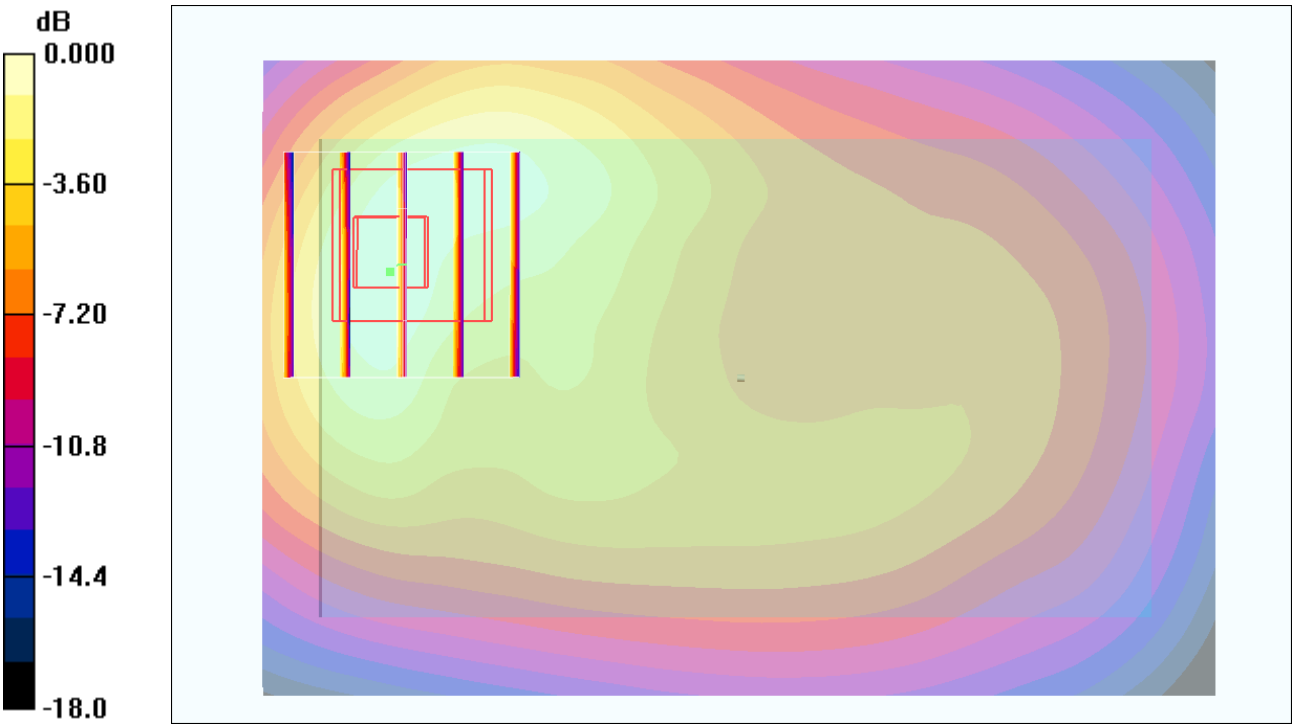

0 dB = 0.665mW/g

25 GSM1900_GPRS10_Left Side_1cm_Ch661

DUT: 211239-02

Communication System: PCS 1900; Frequency: 1880 MHz;Duty Cycle: 1:4
Medium: MSL_1900_120316 Medium parameters used: f = 1880 MHz; σ = 1.51 mho/m; ε_r = 52.7; ρ = 1000 kg/m^3
Ambient Temperature：22.5 ℃; Liquid Temperature：21.5 ℃

DASY4 Configuration:
- Probe: ET3DV6R - SN1788; ConvF(4.06, 4.06, 4.06); Calibrated: 2012-01-26
- Sensor-Surface: 4mm (Mechanical Surface Detection)
- Electronics: DAE4 Sn778; Calibrated: 2011-11-22
- Phantom: SAM_Right; Type: SAM; Serial: TP-1303
- Measurement SW: DASY4, V4.7 Build 80; Postprocessing SW: SEMCAD, V1.8 Build 186

Ch661/Area Scan (31x91x1): Measurement grid: dx=15mm, dy=15mm
Maximum value of SAR (interpolated) = 0.119 mW/g

Ch661/Zoom Scan (5x5x7)/Cube 0: Measurement grid: dx=8mm, dy=8mm, dz=5mm
Reference Value = 8.28 V/m; Power Drift = -0.081 dB
Peak SAR (extrapolated) = 0.161 W/kg
SAR(1 g) = 0.112 mW/g; SAR(10 g) = 0.070 mW/g
Maximum value of SAR (measured) = 0.122 mW/g

Ch661/Zoom Scan (5x5x7)/Cube 1: Measurement grid: dx=8mm, dy=8mm, dz=5mm
Reference Value = 8.28 V/m; Power Drift = -0.081 dB
Peak SAR (extrapolated) = 0.144 W/kg
SAR(1 g) = 0.101 mW/g; SAR(10 g) = 0.067 mW/g
Maximum value of SAR (measured) = 0.109 mW/g

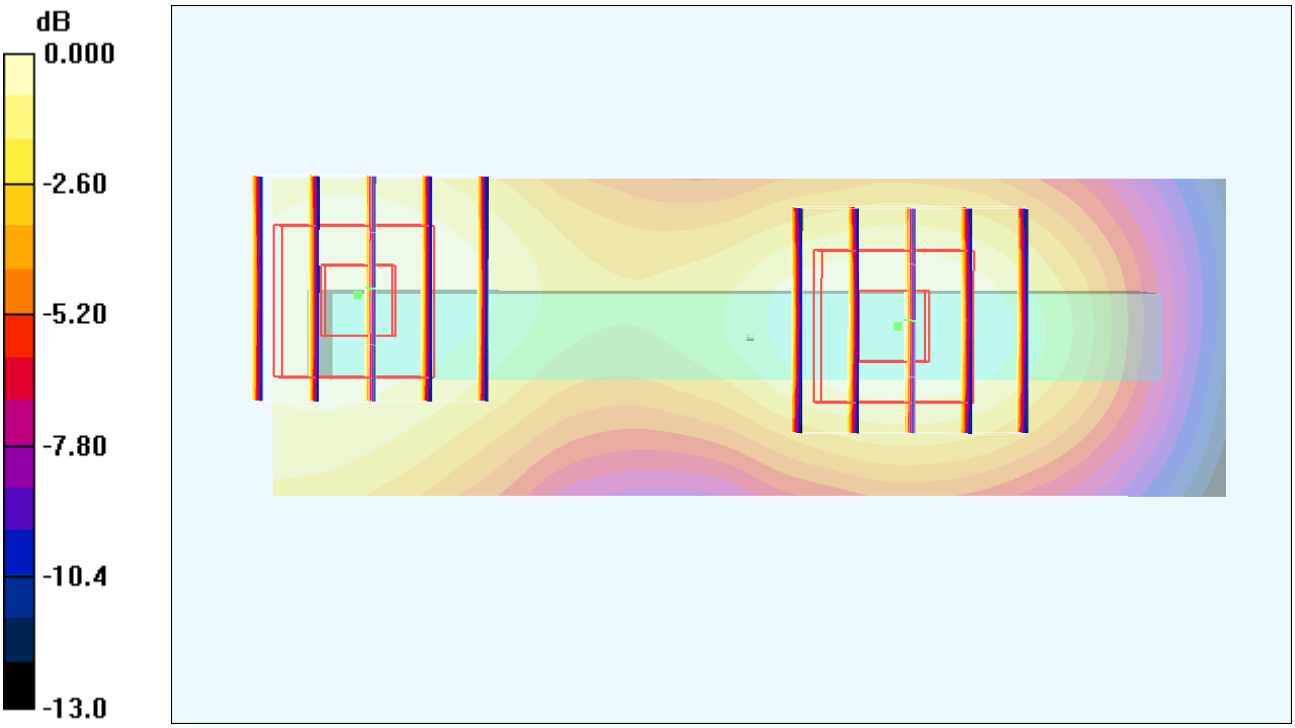

0 dB = 0.109mW/g

26 GSM1900_GPRS10_Right Side_1cm_Ch661

DUT: 211239-02

Communication System: PCS 1900; Frequency: 1880 MHz;Duty Cycle: 1:4
Medium: MSL_1900_120316 Medium parameters used: f = 1880 MHz; σ = 1.51 mho/m; ε_r = 52.7; ρ = 1000 kg/m^3
Ambient Temperature：22.5 ℃; Liquid Temperature：21.5 ℃

DASY4 Configuration:
- Probe: ET3DV6R - SN1788; ConvF(4.06, 4.06, 4.06); Calibrated: 2012-01-26
- Sensor-Surface: 4mm (Mechanical Surface Detection)
- Electronics: DAE4 Sn778; Calibrated: 2011-11-22
- Phantom: SAM_Right; Type: SAM; Serial: TP-1303
- Measurement SW: DASY4, V4.7 Build 80; Postprocessing SW: SEMCAD, V1.8 Build 186

Ch661/Area Scan (31x91x1): Measurement grid: dx=15mm, dy=15mm
Maximum value of SAR (interpolated) = 0.186 mW/g

Ch661/Zoom Scan (5x5x7)/Cube 0: Measurement grid: dx=8mm, dy=8mm, dz=5mm
Reference Value = 9.96 V/m; Power Drift = 0.001 dB
Peak SAR (extrapolated) = 0.252 W/kg
SAR(1 g) = 0.163 mW/g; SAR(10 g) = 0.096 mW/g
Maximum value of SAR (measured) = 0.178 mW/g

Ch661/Zoom Scan (5x5x7)/Cube 1: Measurement grid: dx=8mm, dy=8mm, dz=5mm
Reference Value = 9.96 V/m; Power Drift = 0.001 dB
Peak SAR (extrapolated) = 0.169 W/kg
SAR(1 g) = 0.118 mW/g; SAR(10 g) = 0.074 mW/g
Maximum value of SAR (measured) = 0.127 mW/g

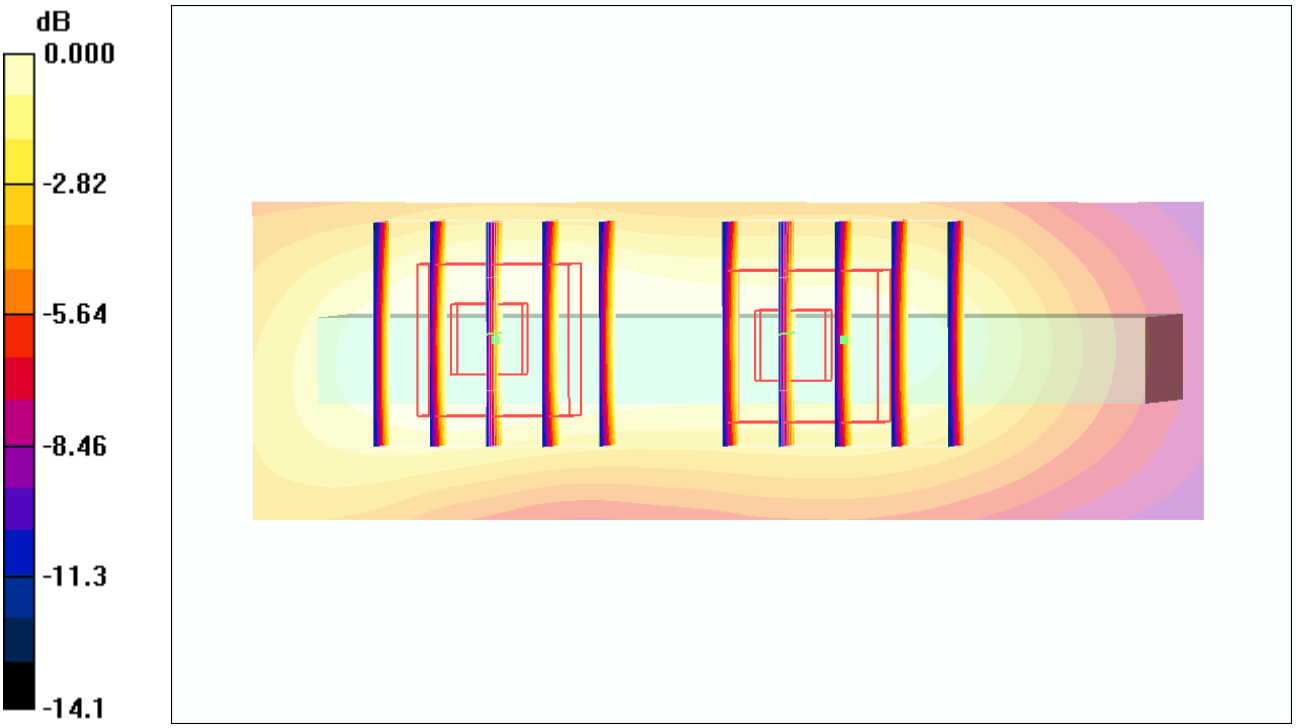

0 dB = 0.127mW/g

28 GSM1900_GPRS10_Bottom Side_1cm_Ch661

DUT: 211239-02

Communication System: PCS 1900; Frequency: 1880 MHz;Duty Cycle: 1:4
Medium: MSL_1900_120316 Medium parameters used: f = 1880 MHz; σ = 1.51 mho/m; ε_r = 52.7; ρ = 1000 kg/m^3
Ambient Temperature：22.5 ℃； Liquid Temperature：21.5 ℃

DASY4 Configuration:
- Probe: ET3DV6R - SN1788; ConvF(4.06, 4.06, 4.06); Calibrated: 2012-01-26
- Sensor-Surface: 4mm (Mechanical Surface Detection)
- Electronics: DAE4 Sn778; Calibrated: 2011-11-22
- Phantom: SAM_Right; Type: SAM; Serial: TP-1303
- Measurement SW: DASY4, V4.7 Build 80; Postprocessing SW: SEMCAD, V1.8 Build 186

Ch661/Area Scan (31x71x1): Measurement grid: dx=15mm, dy=15mm
Maximum value of SAR (interpolated) = 0.921 mW/g

Ch661/Zoom Scan (5x5x7)/Cube 0: Measurement grid: dx=8mm, dy=8mm, dz=5mm
Reference Value = 24.1 V/m; Power Drift = 0.095 dB
Peak SAR (extrapolated) = 1.22 W/kg
SAR(1 g) = 0.822 mW/g; SAR(10 g) = 0.485 mW/g
Maximum value of SAR (measured) = 0.915 mW/g

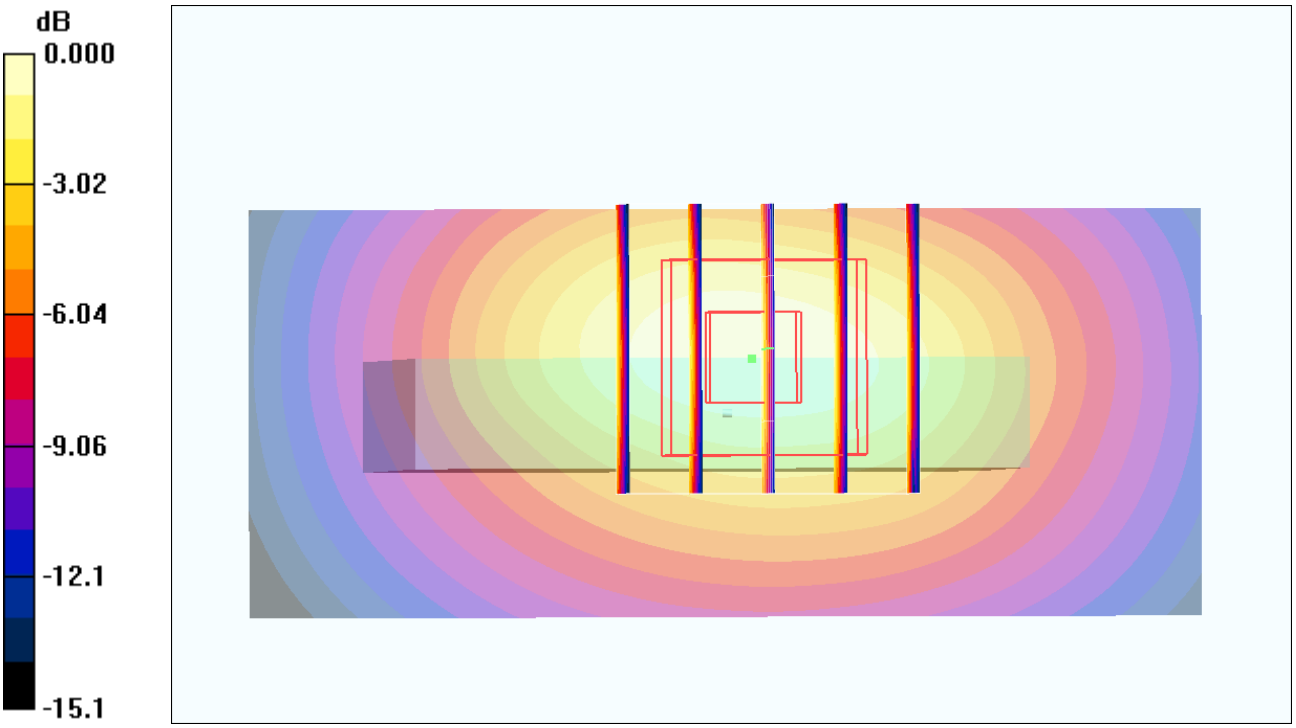

0 dB = 0.915mW/g

30 GSM1900_GPRS10_Bottom Side_1cm_Ch512

DUT: 211239-02

Communication System: PCS 1900; Frequency: 1850.2 MHz;Duty Cycle: 1:4
Medium: MSL_1900_120316 Medium parameters used : f = 1850.2 MHz; σ = 1.49 mho/m; ε_r = 52.9; ρ = 1000 kg/m^3
Ambient Temperature：22.5 ℃； Liquid Temperature：21.5 ℃

DASY4 Configuration:
- Probe: ET3DV6R - SN1788; ConvF(4.06, 4.06, 4.06); Calibrated: 2012-01-26
- Sensor-Surface: 4mm (Mechanical Surface Detection)
- Electronics: DAE4 Sn778; Calibrated: 2011-11-22
- Phantom: SAM_Right; Type: SAM; Serial: TP-1303
- Measurement SW: DASY4, V4.7 Build 80; Postprocessing SW: SEMCAD, V1.8 Build 186

Ch512/Area Scan (31x71x1): Measurement grid: dx=15mm, dy=15mm
Maximum value of SAR (interpolated) = 0.938 mW/g

Ch512/Zoom Scan (5x5x7)/Cube 0: Measurement grid: dx=8mm, dy=8mm, dz=5mm
Reference Value = 25.3 V/m; Power Drift = 0.087 dB
Peak SAR (extrapolated) = 1.26 W/kg
SAR(1 g) = 0.850 mW/g; SAR(10 g) = 0.505 mW/g
Maximum value of SAR (measured) = 0.932 mW/g

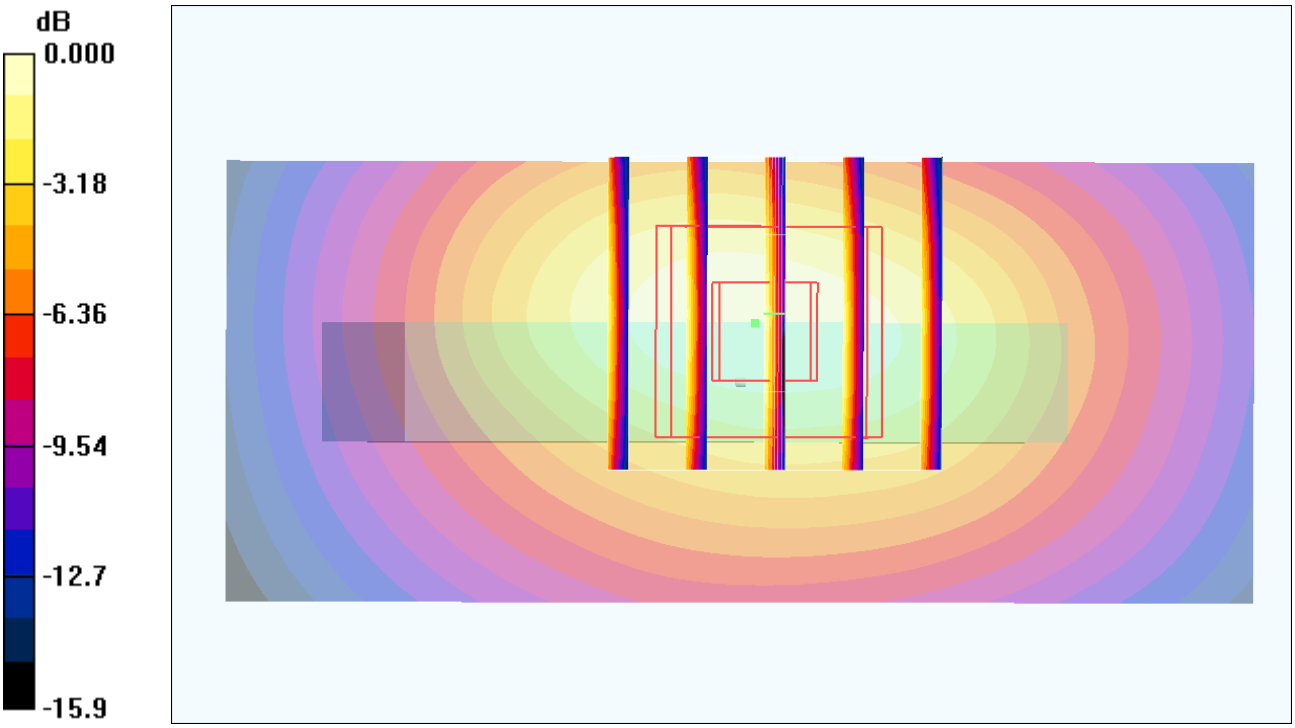

0 dB = 0.938mW/g

30 GSM1900_GPRS10_Bottom Side_1cm_Ch512_2D

DUT: 211239-02

Communication System: PCS 1900; Frequency: 1850.2 MHz;Duty Cycle: 1:4
Medium: MSL_1900_120316 Medium parameters used : f = 1850.2 MHz; σ = 1.49 mho/m; ε_r = 52.9; ρ = 1000 kg/m^3
Ambient Temperature：22.5 ℃; Liquid Temperature：21.5 ℃

DASY4 Configuration:
- Probe: ET3DV6R - SN1788; ConvF(4.06, 4.06, 4.06); Calibrated: 2012-01-26
- Sensor-Surface: 4mm (Mechanical Surface Detection)
- Electronics: DAE4 Sn778; Calibrated: 2011-11-22
- Phantom: SAM_Right; Type: SAM; Serial: TP-1303
- Measurement SW: DASY4, V4.7 Build 80; Postprocessing SW: SEMCAD, V1.8 Build 186

Ch512/Area Scan (31x71x1): Measurement grid: dx=15mm, dy=15mm
Maximum value of SAR (interpolated) = 0.938 mW/g

Ch512/Zoom Scan (5x5x7)/Cube 0: Measurement grid: dx=8mm, dy=8mm, dz=5mm
Reference Value = 25.3 V/m; Power Drift = 0.087 dB
Peak SAR (extrapolated) = 1.26 W/kg
SAR(1 g) = 0.850 mW/g; SAR(10 g) = 0.505 mW/g
Maximum value of SAR (measured) = 0.932 mW/g

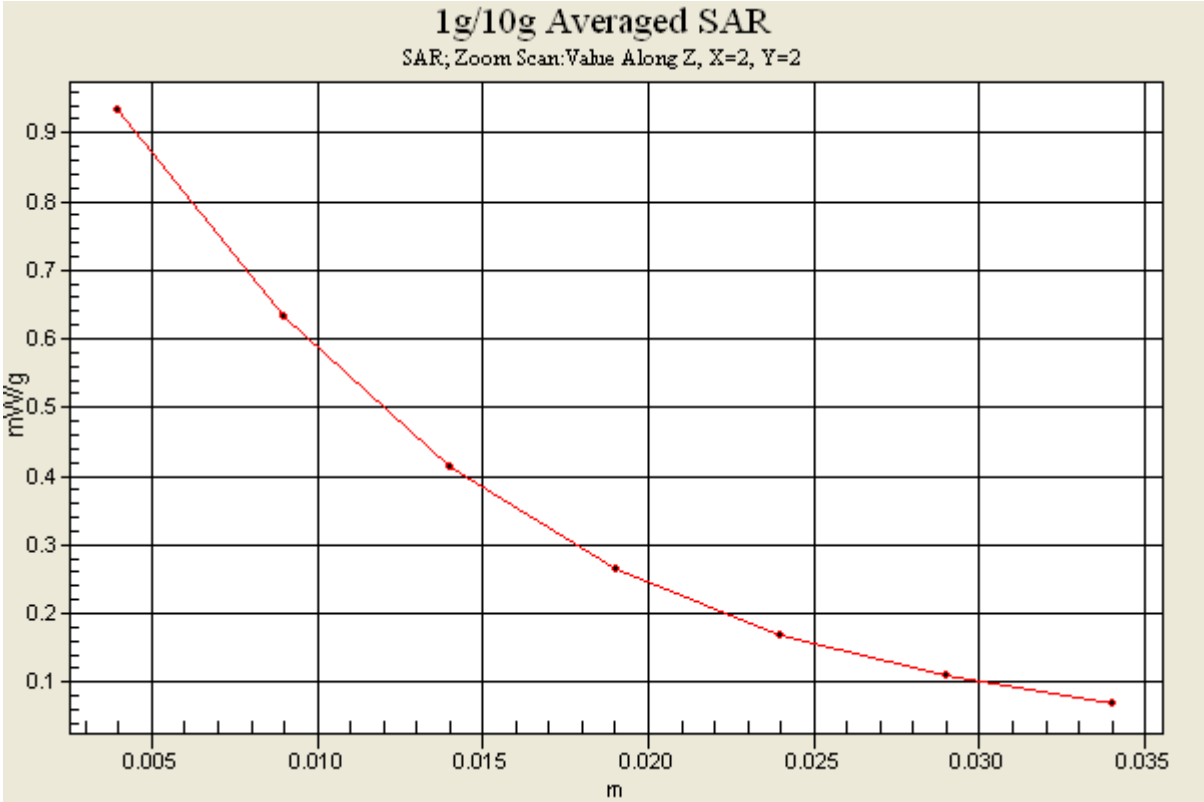

31 GSM1900_GPRS10_Bottom Side_1cm_Ch810

DUT: 211239-02

Communication System: PCS 1900; Frequency: 1909.8 MHz;Duty Cycle: 1:4
Medium: MSL_1900_120316 Medium parameters used: f = 1910 MHz; σ = 1.54 mho/m; ε_r = 52.6; ρ = 1000 kg/m^3
Ambient Temperature：22.5 ℃； Liquid Temperature：21.5 ℃

DASY4 Configuration:
- Probe: ET3DV6R - SN1788; ConvF(4.06, 4.06, 4.06); Calibrated: 2012-01-26
- Sensor-Surface: 4mm (Mechanical Surface Detection)
- Electronics: DAE4 Sn778; Calibrated: 2011-11-22
- Phantom: SAM_Right; Type: SAM; Serial: TP-1303
- Measurement SW: DASY4, V4.7 Build 80; Postprocessing SW: SEMCAD, V1.8 Build 186

Ch810/Area Scan (31x71x1): Measurement grid: dx=15mm, dy=15mm
Maximum value of SAR (interpolated) = 0.850 mW/g

Ch810/Zoom Scan (5x5x7)/Cube 0: Measurement grid: dx=8mm, dy=8mm, dz=5mm
Reference Value = 23.5 V/m; Power Drift = 0.052 dB
Peak SAR (extrapolated) = 1.17 W/kg
SAR(1 g) = 0.770 mW/g; SAR(10 g) = 0.449 mW/g
Maximum value of SAR (measured) = 0.851 mW/g

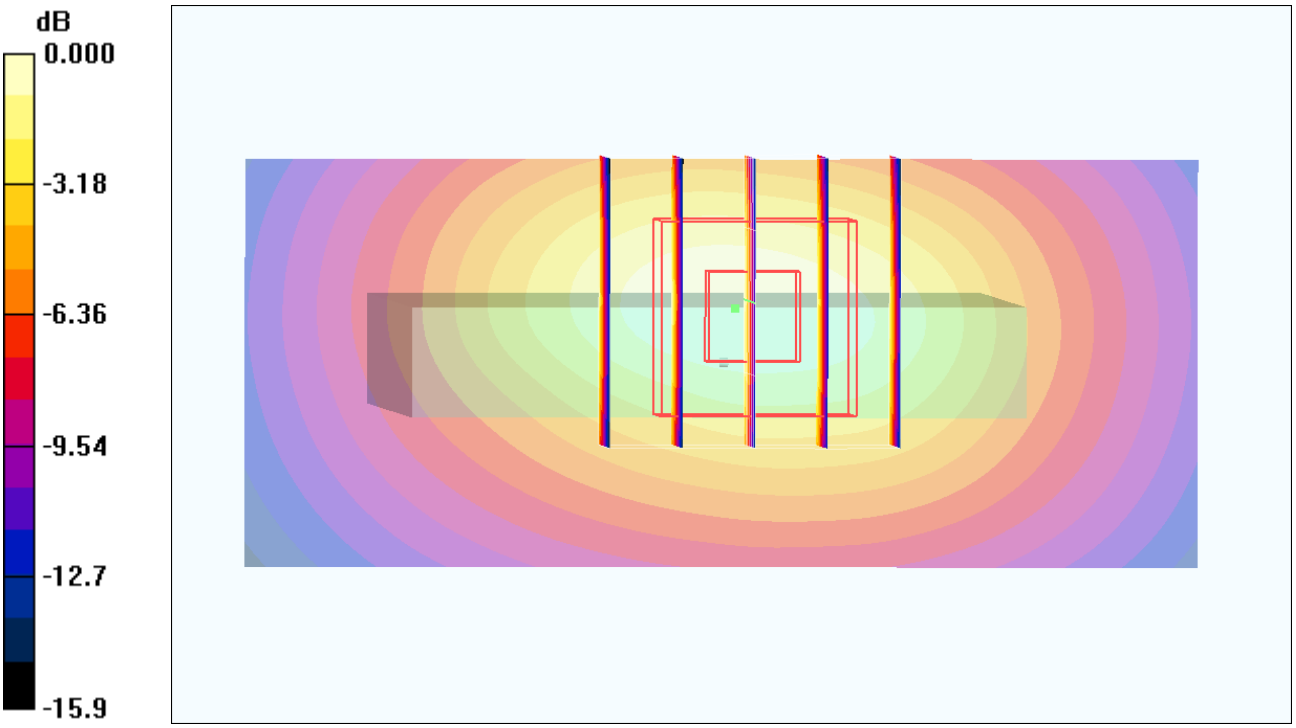

0 dB = 0.851mW/g

23 GSM1900_GPRS10_Front_1cm_Ch661

DUT: 211239-02

Communication System: PCS 1900; Frequency: 1880 MHz;Duty Cycle: 1:4
Medium: MSL_1900_120316 Medium parameters used: f = 1880 MHz; σ = 1.51 mho/m; ε_r = 52.7; ρ = 1000 kg/m^3
Ambient Temperature：22.5 ℃; Liquid Temperature：21.5 ℃

DASY4 Configuration:
- Probe: ET3DV6R - SN1788; ConvF(4.06, 4.06, 4.06); Calibrated: 2012-01-26
- Sensor-Surface: 4mm (Mechanical Surface Detection)
- Electronics: DAE4 Sn778; Calibrated: 2011-11-22
- Phantom: SAM_Right; Type: SAM; Serial: TP-1303
- Measurement SW: DASY4, V4.7 Build 80; Postprocessing SW: SEMCAD, V1.8 Build 186

Ch661/Area Scan (61x91x1): Measurement grid: dx=15mm, dy=15mm
Maximum value of SAR (interpolated) = 0.560 mW/g

Ch661/Zoom Scan (5x5x7)/Cube 0: Measurement grid: dx=8mm, dy=8mm, dz=5mm
Reference Value = 7.59 V/m; Power Drift = -0.044 dB
Peak SAR (extrapolated) = 0.785 W/kg
SAR(1 g) = 0.519 mW/g; SAR(10 g) = 0.317 mW/g
Maximum value of SAR (measured) = 0.562 mW/g

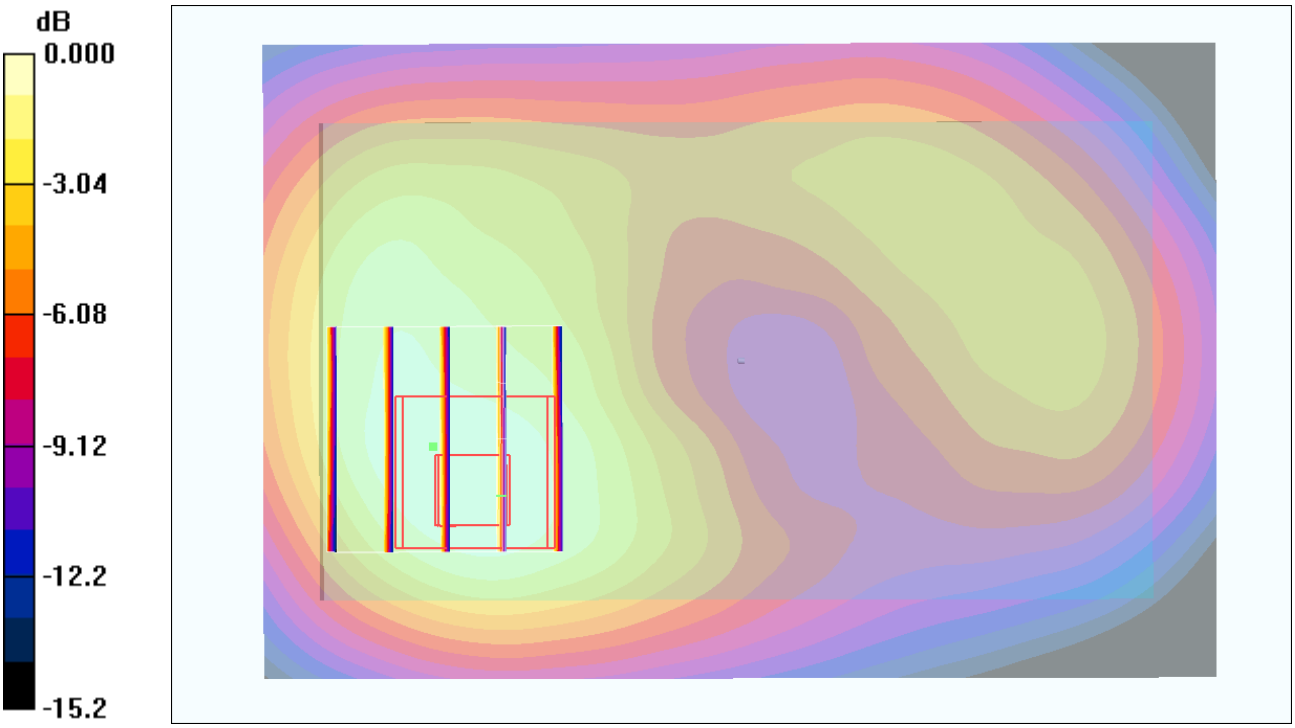

0 dB = 0.562mW/g

24 GSM1900_GPRS10_Back_1cm_Ch661

DUT: 211239-02

Communication System: PCS 1900; Frequency: 1880 MHz;Duty Cycle: 1:4
Medium: MSL_1900_120316 Medium parameters used: f = 1880 MHz; σ = 1.51 mho/m; ε_r = 52.7; ρ = 1000 kg/m^3
Ambient Temperature：22.5 ℃; Liquid Temperature：21.5 ℃

DASY4 Configuration:
- Probe: ET3DV6R - SN1788; ConvF(4.06, 4.06, 4.06); Calibrated: 2012-01-26
- Sensor-Surface: 4mm (Mechanical Surface Detection)
- Electronics: DAE4 Sn778; Calibrated: 2011-11-22
- Phantom: SAM_Right; Type: SAM; Serial: TP-1303
- Measurement SW: DASY4, V4.7 Build 80; Postprocessing SW: SEMCAD, V1.8 Build 186

Ch661/Area Scan (61x91x1): Measurement grid: dx=15mm, dy=15mm
Maximum value of SAR (interpolated) = 0.689 mW/g

Ch661/Zoom Scan (5x5x7)/Cube 0: Measurement grid: dx=8mm, dy=8mm, dz=5mm
Reference Value = 11.0 V/m; Power Drift = -0.035 dB
Peak SAR (extrapolated) = 0.960 W/kg
SAR(1 g) = 0.598 mW/g; SAR(10 g) = 0.352 mW/g
Maximum value of SAR (measured) = 0.665 mW/g

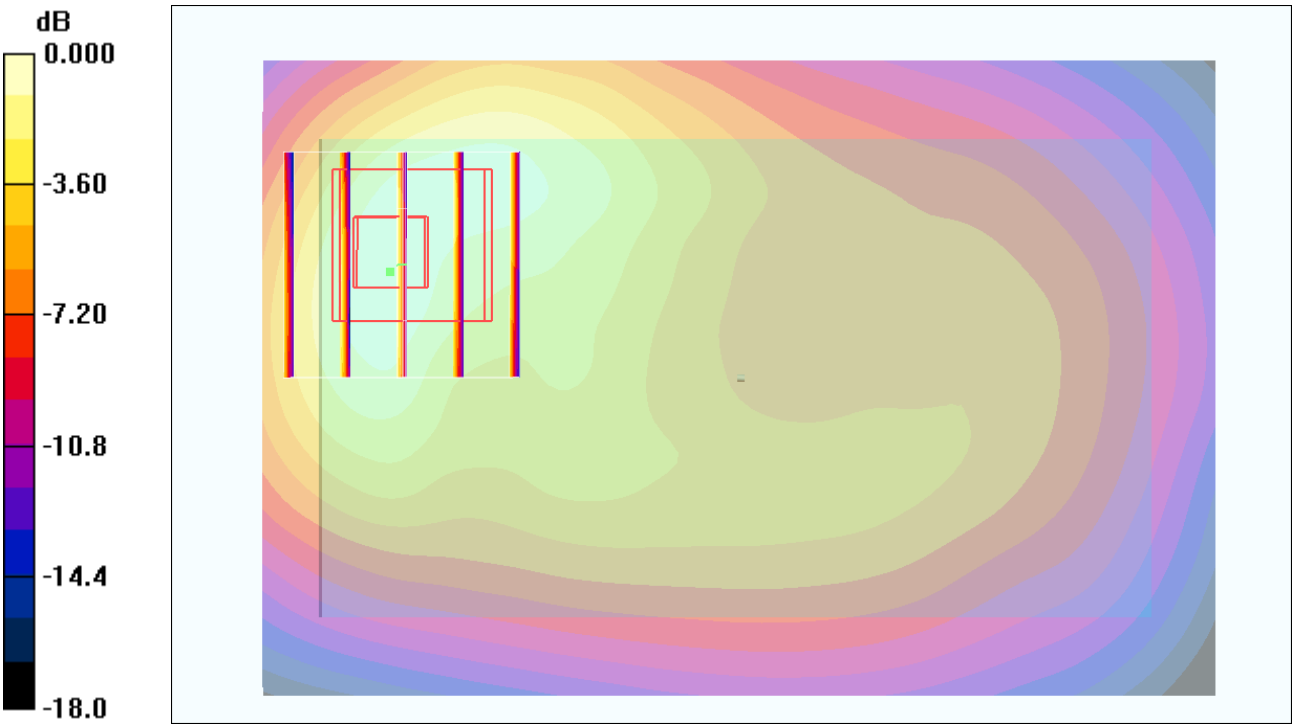

0 dB = 0.665mW/g

29 GSM1900_GPRS10_Back_1cm_Ch661_Earphone

DUT: 211239-02

Communication System: PCS 1900; Frequency: 1880 MHz;Duty Cycle: 1:4
Medium: MSL_1900_120316 Medium parameters used: f = 1880 MHz; σ = 1.51 mho/m; ε_r = 52.7; ρ = 1000 kg/m^3
Ambient Temperature：22.5 ℃; Liquid Temperature：21.5 ℃

DASY4 Configuration:
- Probe: ET3DV6R - SN1788; ConvF(4.06, 4.06, 4.06); Calibrated: 2012-01-26
- Sensor-Surface: 4mm (Mechanical Surface Detection)
- Electronics: DAE4 Sn778; Calibrated: 2011-11-22
- Phantom: SAM_Right; Type: SAM; Serial: TP-1303
- Measurement SW: DASY4, V4.7 Build 80; Postprocessing SW: SEMCAD, V1.8 Build 186

Ch661/Area Scan (61x91x1): Measurement grid: dx=15mm, dy=15mm
Maximum value of SAR (interpolated) = 0.631 mW/g

Ch661/Zoom Scan (5x5x7)/Cube 0: Measurement grid: dx=8mm, dy=8mm, dz=5mm
Reference Value = 9.97 V/m; Power Drift = -0.006 dB
Peak SAR (extrapolated) = 0.894 W/kg
SAR(1 g) = 0.546 mW/g; SAR(10 g) = 0.333 mW/g
Maximum value of SAR (measured) = 0.592 mW/g

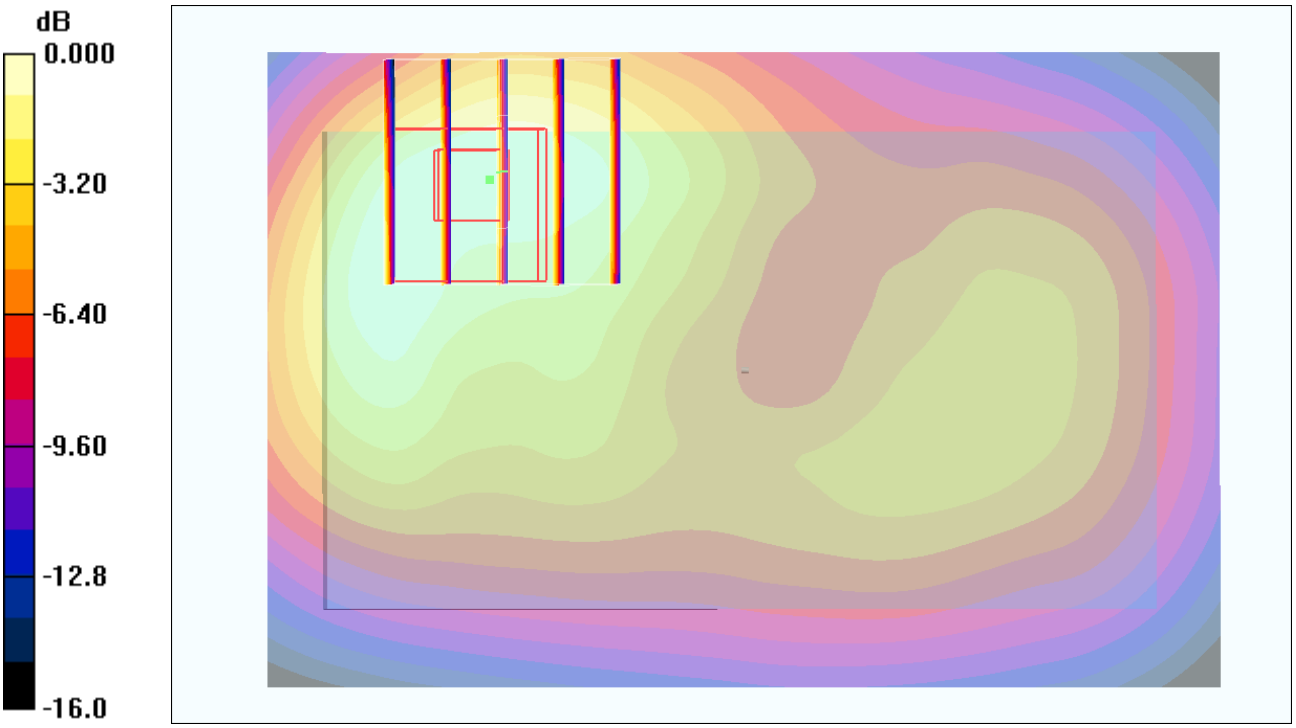

0 dB = 0.592mW/g

01 WCDMA V_RMC12.2K_Front_1cm_Ch4132

DUT: 211239-02

Communication System: WCDMA; Frequency: 826.4 MHz;Duty Cycle: 1:1
Medium: MSL_850_120315 Medium parameters used : f = 826.4 MHz; σ = 0.986 mho/m; ε_r = 56.3; ρ = 1000 kg/m^3
Ambient Temperature：22.5 ℃; Liquid Temperature：21.5 ℃

DASY4 Configuration:
- Probe: ET3DV6R - SN1788; ConvF(5.75, 5.75, 5.75); Calibrated: 2012-01-26
- Sensor-Surface: 4mm (Mechanical Surface Detection)
- Electronics: DAE4 Sn778; Calibrated: 2011-11-22
- Phantom: SAM_Right; Type: SAM; Serial: TP-1303
- Measurement SW: DASY4, V4.7 Build 80; Postprocessing SW: SEMCAD, V1.8 Build 186

Ch4132/Area Scan (61x91x1): Measurement grid: dx=15mm, dy=15mm
Maximum value of SAR (interpolated) = 0.733 mW/g

Ch4132/Zoom Scan (5x5x7)/Cube 0: Measurement grid: dx=8mm, dy=8mm, dz=5mm
Reference Value = 26.1 V/m; Power Drift = 0.022 dB
Peak SAR (extrapolated) = 0.915 W/kg
SAR(1 g) = 0.692 mW/g; SAR(10 g) = 0.515 mW/g
Maximum value of SAR (measured) = 0.731 mW/g

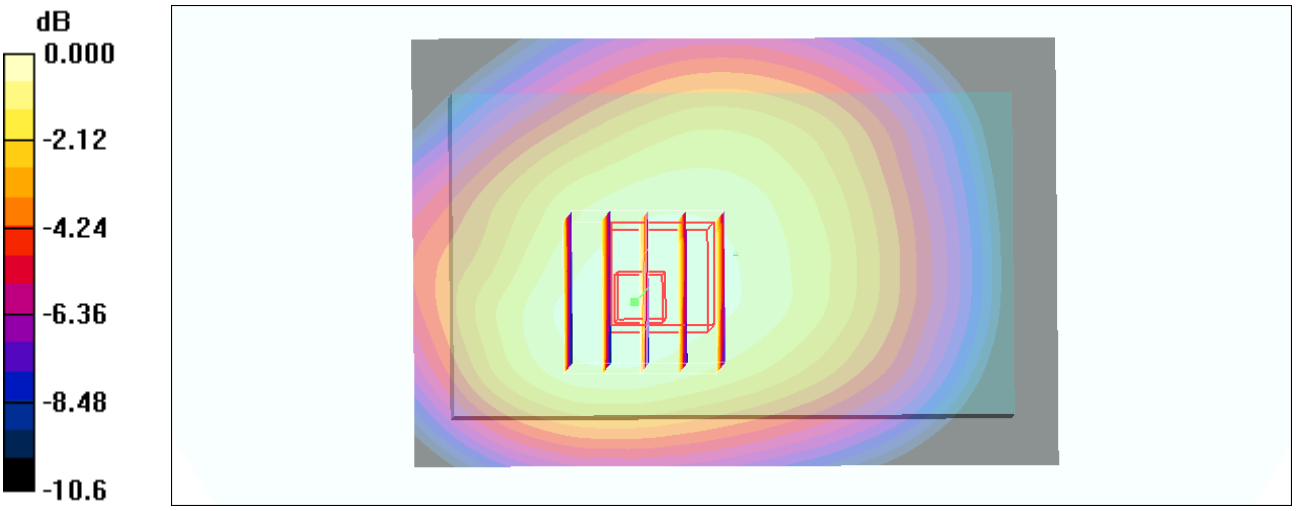

0 dB = 0.731mW/g

02 WCDMA V_RMC12.2K_Back_1cm_Ch4132

DUT: 211239-02

Communication System: WCDMA; Frequency: 826.4 MHz;Duty Cycle: 1:1
Medium: MSL_850_120315 Medium parameters used: f = 826.4 MHz; σ = 0.986 mho/m; ε_r = 56.3; ρ = 1000 kg/m^3
Ambient Temperature：22.5 ℃; Liquid Temperature：21.5 ℃

DASY4 Configuration:
- Probe: ET3DV6R - SN1788; ConvF(5.75, 5.75, 5.75); Calibrated: 2012-01-26
- Sensor-Surface: 4mm (Mechanical Surface Detection)
- Electronics: DAE4 Sn778; Calibrated: 2011-11-22
- Phantom: SAM_Right; Type: SAM; Serial: TP-1303
- Measurement SW: DASY4, V4.7 Build 80; Postprocessing SW: SEMCAD, V1.8 Build 186

Ch4132/Area Scan (61x91x1): Measurement grid: dx=15mm, dy=15mm
Maximum value of SAR (interpolated) = 1.18 mW/g

Ch4132/Zoom Scan (5x5x7)/Cube 0: Measurement grid: dx=8mm, dy=8mm, dz=5mm
Reference Value = 32.5 V/m; Power Drift = 0.080 dB
Peak SAR (extrapolated) = 1.48 W/kg
SAR(1 g) = 1.12 mW/g; SAR(10 g) = 0.816 mW/g
Maximum value of SAR (measured) = 1.18 mW/g

Ch4132/Zoom Scan (5x5x7)/Cube 1: Measurement grid: dx=8mm, dy=8mm, dz=5mm
Reference Value = 32.5 V/m; Power Drift = 0.080 dB
Peak SAR (extrapolated) = 1.34 W/kg
SAR(1 g) = 0.817 mW/g; SAR(10 g) = 0.561 mW/g
Maximum value of SAR (measured) = 0.969 mW/g

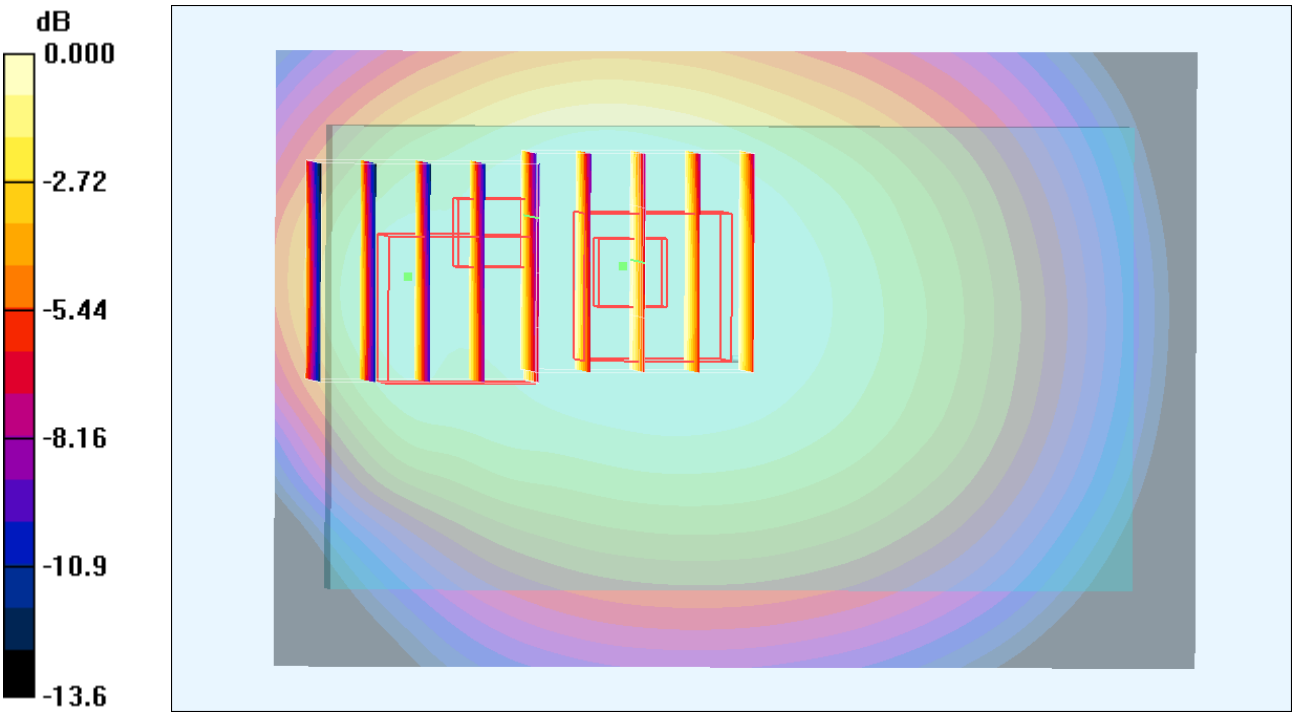

0 dB = 0.969mW/g

03 WCDMA V_RMC12.2K_Left Side_1cm_Ch4132

DUT: 211239-02

Communication System: WCDMA; Frequency: 826.4 MHz;Duty Cycle: 1:1
Medium: MSL_850_120315 Medium parameters used : f = 826.4 MHz; σ = 0.986 mho/m; ε_r = 56.3; ρ = 1000 kg/m^3
Ambient Temperature：22.5 ℃； Liquid Temperature：21.5 ℃

DASY4 Configuration:
- Probe: ET3DV6R - SN1788; ConvF(5.75, 5.75, 5.75); Calibrated: 2012-01-26
- Sensor-Surface: 4mm (Mechanical Surface Detection)
- Electronics: DAE4 Sn778; Calibrated: 2011-11-22
- Phantom: SAM_Right; Type: SAM; Serial: TP-1303
- Measurement SW: DASY4, V4.7 Build 80; Postprocessing SW: SEMCAD, V1.8 Build 186

Ch4132/Area Scan (31x91x1): Measurement grid: dx=15mm, dy=15mm
Maximum value of SAR (interpolated) = 0.648 mW/g

Ch4132/Zoom Scan (5x5x7)/Cube 0: Measurement grid: dx=8mm, dy=8mm, dz=5mm
Reference Value = 26.9 V/m; Power Drift = -0.076 dB
Peak SAR (extrapolated) = 0.859 W/kg
SAR(1 g) = 0.626 mW/g; SAR(10 g) = 0.436 mW/g
Maximum value of SAR (measured) = 0.672 mW/g

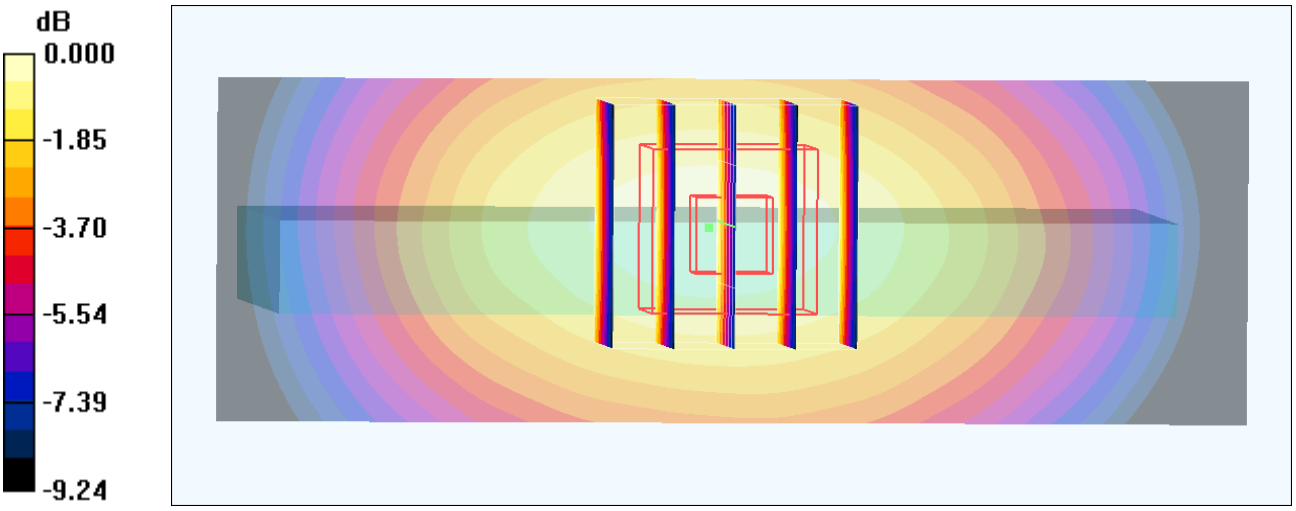

0 dB = 0.672mW/g

04 WCDMA V_RMC12.2K_Right Side_1cm_Ch4132

DUT: 211239-02

Communication System: WCDMA; Frequency: 826.4 MHz;Duty Cycle: 1:1
Medium: MSL_850_120315 Medium parameters used : f = 826.4 MHz; σ = 0.986 mho/m; ε_r = 56.3; ρ = 1000 kg/m^3
Ambient Temperature：22.5 ℃； Liquid Temperature：21.5 ℃

DASY4 Configuration:
- Probe: ET3DV6R - SN1788; ConvF(5.75, 5.75, 5.75); Calibrated: 2012-01-26
- Sensor-Surface: 4mm (Mechanical Surface Detection)
- Electronics: DAE4 Sn778; Calibrated: 2011-11-22
- Phantom: SAM_Right; Type: SAM; Serial: TP-1303
- Measurement SW: DASY4, V4.7 Build 80; Postprocessing SW: SEMCAD, V1.8 Build 186

Ch4132/Area Scan (31x91x1): Measurement grid: dx=15mm, dy=15mm
Maximum value of SAR (interpolated) = 0.526 mW/g

Ch4132/Zoom Scan (5x5x7)/Cube 0: Measurement grid: dx=8mm, dy=8mm, dz=5mm
Reference Value = 24.0 V/m; Power Drift = 0.107 dB
Peak SAR (extrapolated) = 0.693 W/kg
SAR(1 g) = 0.505 mW/g; SAR(10 g) = 0.348 mW/g
Maximum value of SAR (measured) = 0.541 mW/g

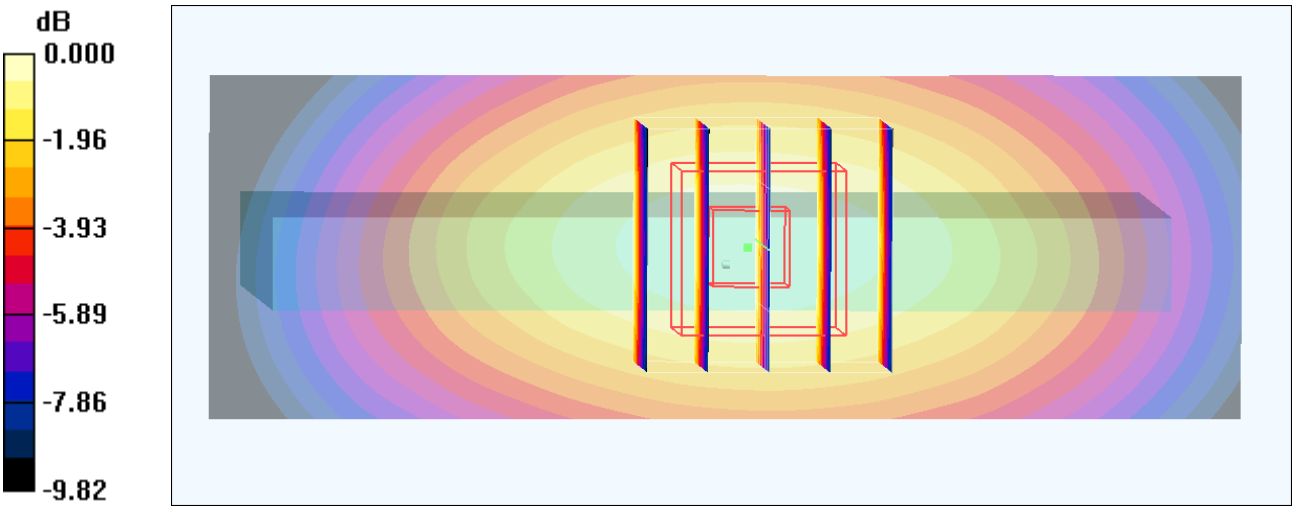

0 dB = 0.541mW/g

06 WCDMA V_RMC12.2K_Bottom Side_1cm_Ch4132

DUT: 211239-02

Communication System: WCDMA; Frequency: 826.4 MHz;Duty Cycle: 1:1
Medium: MSL_850_120315 Medium parameters used : f = 826.4 MHz; σ = 0.986 mho/m; ε_r = 56.3; ρ = 1000 kg/m^3
Ambient Temperature：22.5 ℃; Liquid Temperature：21.5 ℃

DASY4 Configuration:
- Probe: ET3DV6R - SN1788; ConvF(5.75, 5.75, 5.75); Calibrated: 2012-01-26
- Sensor-Surface: 4mm (Mechanical Surface Detection)
- Electronics: DAE4 Sn778; Calibrated: 2011-11-22
- Phantom: SAM_Right; Type: SAM; Serial: TP-1303
- Measurement SW: DASY4, V4.7 Build 80; Postprocessing SW: SEMCAD, V1.8 Build 186

Ch4132/Area Scan (31x61x1): Measurement grid: dx=15mm, dy=15mm
Maximum value of SAR (interpolated) = 0.153 mW/g

Ch4132/Zoom Scan (5x5x7)/Cube 0: Measurement grid: dx=8mm, dy=8mm, dz=5mm
Reference Value = 10.1 V/m; Power Drift = 0.164 dB
Peak SAR (extrapolated) = 0.243 W/kg
SAR(1 g) = 0.138 mW/g; SAR(10 g) = 0.080 mW/g
Maximum value of SAR (measured) = 0.150 mW/g



0 dB = 0.150mW/g

07 WCDMA V_RMC12.2K_Back_1cm_Ch4182

DUT: 211239-02

Communication System: WCDMA; Frequency: 836.4 MHz;Duty Cycle: 1:1
Medium: MSL_850_120315 Medium parameters used: f = 836.4 MHz; σ = 0.996 mho/m; ε_r = 56.2; ρ = 1000 kg/m^3
Ambient Temperature：22.5 ℃; Liquid Temperature：21.5 ℃

DASY4 Configuration:
- Probe: ET3DV6R - SN1788; ConvF(5.75, 5.75, 5.75); Calibrated: 2012-01-26
- Sensor-Surface: 4mm (Mechanical Surface Detection)
- Electronics: DAE4 Sn778; Calibrated: 2011-11-22
- Phantom: SAM_Right; Type: SAM; Serial: TP-1303
- Measurement SW: DASY4, V4.7 Build 80; Postprocessing SW: SEMCAD, V1.8 Build 186

Ch4182/Area Scan (61x91x1): Measurement grid: dx=15mm, dy=15mm
Maximum value of SAR (interpolated) = 1.29 mW/g

Ch4182/Zoom Scan (5x5x7)/Cube 0: Measurement grid: dx=8mm, dy=8mm, dz=5mm
Reference Value = 34.3 V/m; Power Drift = 0.009 dB
Peak SAR (extrapolated) = 1.61 W/kg
SAR(1 g) = 1.23 mW/g; SAR(10 g) = 0.893 mW/g
Maximum value of SAR (measured) = 1.29 mW/g

Ch4182/Zoom Scan (5x5x7)/Cube 1: Measurement grid: dx=8mm, dy=8mm, dz=5mm
Reference Value = 34.3 V/m; Power Drift = 0.009 dB
Peak SAR (extrapolated) = 1.50 W/kg
SAR(1 g) = 0.871 mW/g; SAR(10 g) = 0.605 mW/g
Maximum value of SAR (measured) = 1.06 mW/g

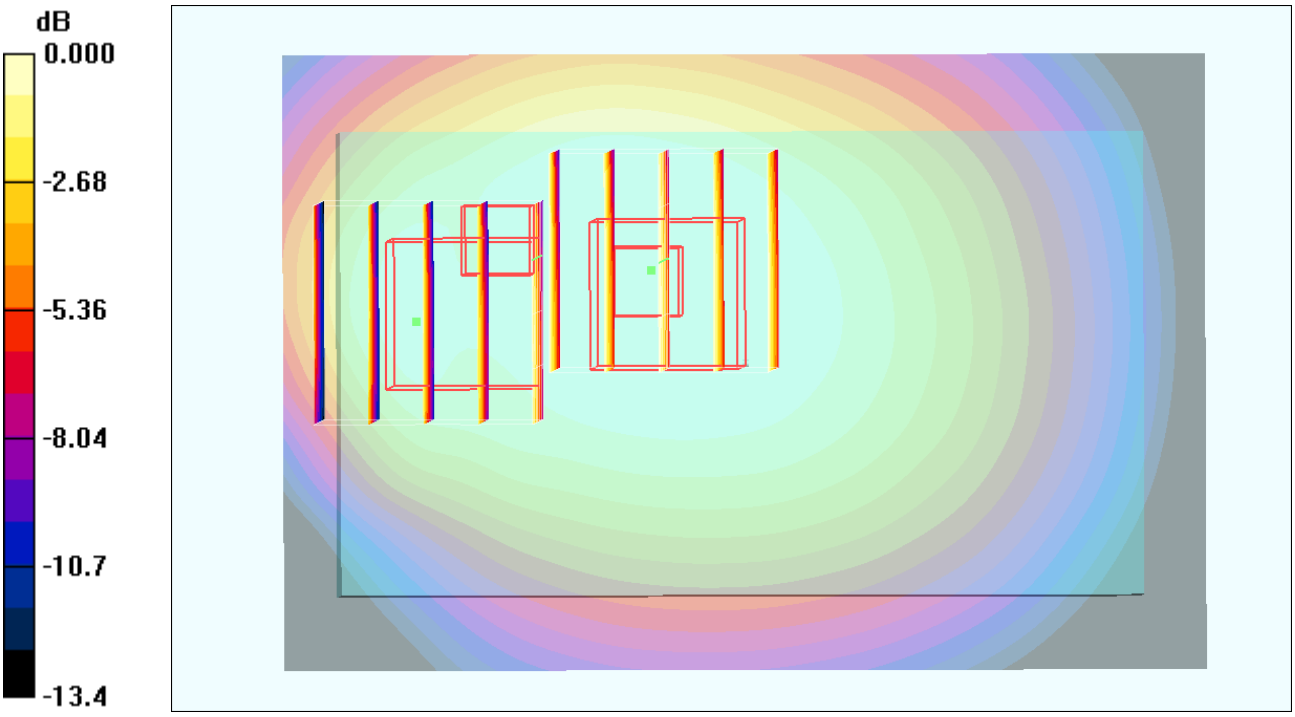

0 dB = 1.06mW/g

08 WCDMA V_RMC12.2K_Back_1cm_Ch4233

DUT: 211239-02

Communication System: WCDMA; Frequency: 846.6 MHz;Duty Cycle: 1:1
Medium: MSL_850_120315 Medium parameters used: f = 847 MHz; σ = 1.01 mho/m; ε_r = 56.1; ρ = 1000 kg/m^3
Ambient Temperature：22.5 ℃; Liquid Temperature：21.5 ℃

DASY4 Configuration:
- Probe: ET3DV6R - SN1788; ConvF(5.75, 5.75, 5.75); Calibrated: 2012-01-26
- Sensor-Surface: 4mm (Mechanical Surface Detection)
- Electronics: DAE4 Sn778; Calibrated: 2011-11-22
- Phantom: SAM_Right; Type: SAM; Serial: TP-1303
- Measurement SW: DASY4, V4.7 Build 80; Postprocessing SW: SEMCAD, V1.8 Build 186

Ch4233/Area Scan (61x91x1): Measurement grid: dx=15mm, dy=15mm
Maximum value of SAR (interpolated) = 1.31 mW/g

Ch4233/Zoom Scan (5x5x7)/Cube 0: Measurement grid: dx=8mm, dy=8mm, dz=5mm
Reference Value = 34.0 V/m; Power Drift = 0.074 dB
Peak SAR (extrapolated) = 1.60 W/kg
SAR(1 g) = 1.23 mW/g; SAR(10 g) = 0.900 mW/g
Maximum value of SAR (measured) = 1.30 mW/g

Ch4233/Zoom Scan (5x5x7)/Cube 1: Measurement grid: dx=8mm, dy=8mm, dz=5mm
Reference Value = 34.0 V/m; Power Drift = 0.074 dB
Peak SAR (extrapolated) = 1.48 W/kg
SAR(1 g) = 0.860 mW/g; SAR(10 g) = 0.603 mW/g
Maximum value of SAR (measured) = 1.05 mW/g

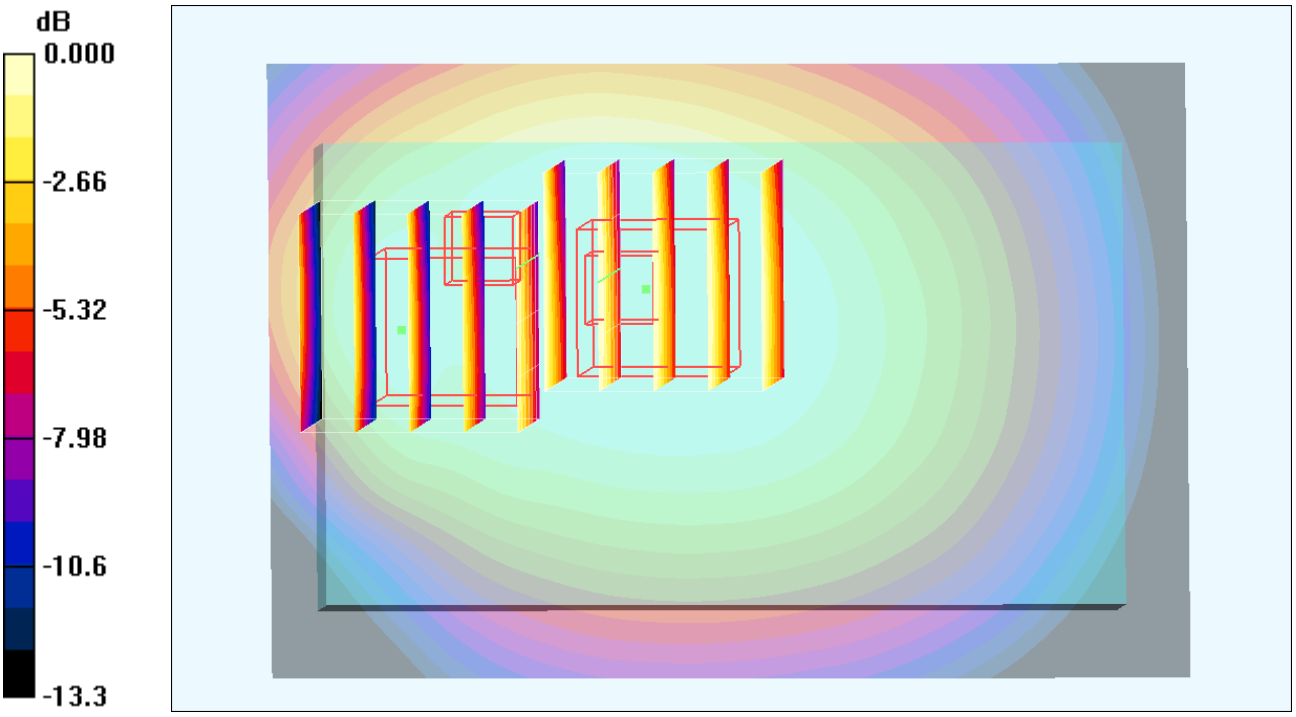

0 dB = 1.05mW/g

08 WCDMA V_RMC12.2K_Back_1cm_Ch4233_2D

DUT: 211239-02

Communication System: WCDMA; Frequency: 846.6 MHz;Duty Cycle: 1:1
Medium: MSL_850_120315 Medium parameters used: f = 847 MHz; σ = 1.01 mho/m; ε_r = 56.1; ρ = 1000 kg/m^3
Ambient Temperature：22.5 ℃; Liquid Temperature：21.5 ℃

DASY4 Configuration:
- Probe: ET3DV6R - SN1788; ConvF(5.75, 5.75, 5.75); Calibrated: 2012-01-26
- Sensor-Surface: 4mm (Mechanical Surface Detection)
- Electronics: DAE4 Sn778; Calibrated: 2011-11-22
- Phantom: SAM_Right; Type: SAM; Serial: TP-1303
- Measurement SW: DASY4, V4.7 Build 80; Postprocessing SW: SEMCAD, V1.8 Build 186

Ch4233/Area Scan (61x91x1): Measurement grid: dx=15mm, dy=15mm
Maximum value of SAR (interpolated) = 1.31 mW/g

Ch4233/Zoom Scan (5x5x7)/Cube 0: Measurement grid: dx=8mm, dy=8mm, dz=5mm
Reference Value = 34.0 V/m; Power Drift = 0.074 dB
Peak SAR (extrapolated) = 1.60 W/kg
SAR(1 g) = 1.23 mW/g; SAR(10 g) = 0.900 mW/g
Maximum value of SAR (measured) = 1.30 mW/g

Ch4233/Zoom Scan (5x5x7)/Cube 1: Measurement grid: dx=8mm, dy=8mm, dz=5mm
Reference Value = 34.0 V/m; Power Drift = 0.074 dB
Peak SAR (extrapolated) = 1.48 W/kg
SAR(1 g) = 0.860 mW/g; SAR(10 g) = 0.603 mW/g
Maximum value of SAR (measured) = 1.05 mW/g

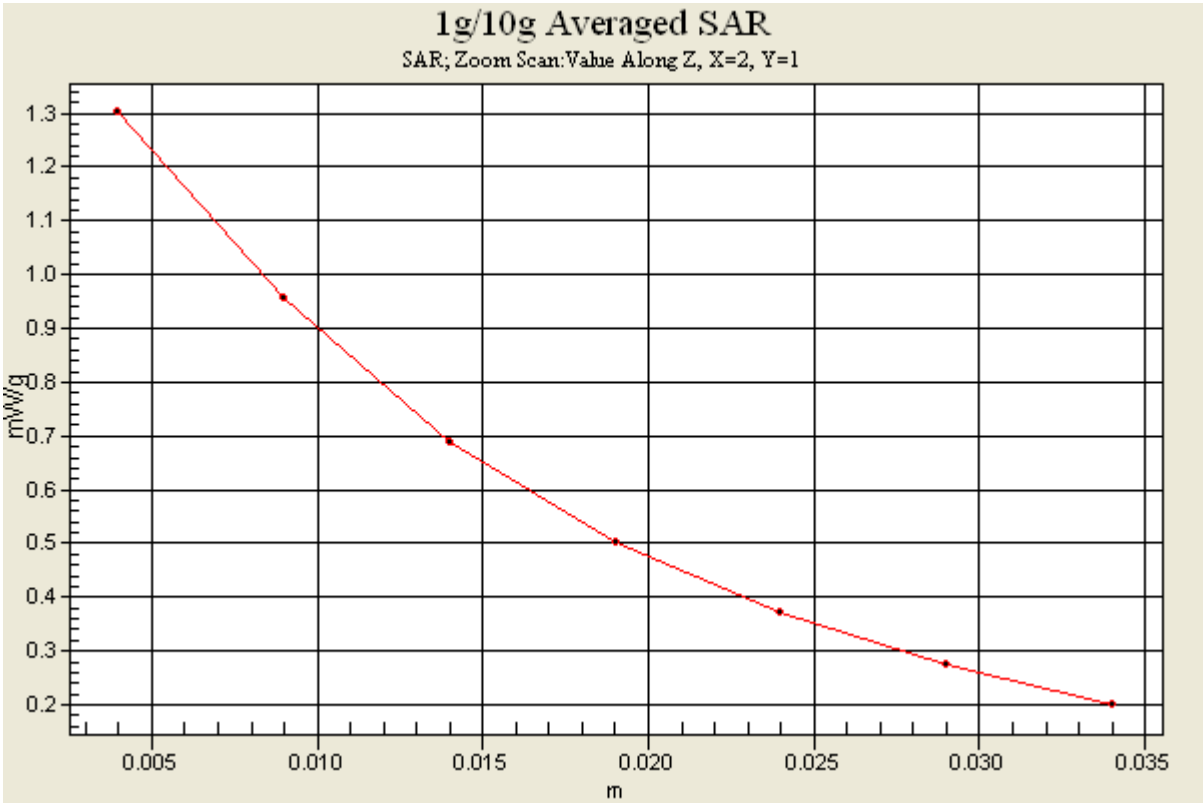

01 WCDMA V_RMC12.2K_Front_1cm_Ch4132

DUT: 211239-02

Communication System: WCDMA; Frequency: 826.4 MHz;Duty Cycle: 1:1
Medium: MSL_850_120315 Medium parameters used : f = 826.4 MHz; σ = 0.986 mho/m; ε_r = 56.3; ρ = 1000 kg/m^3
Ambient Temperature：22.5 ℃; Liquid Temperature：21.5 ℃

DASY4 Configuration:
- Probe: ET3DV6R - SN1788; ConvF(5.75, 5.75, 5.75); Calibrated: 2012-01-26
- Sensor-Surface: 4mm (Mechanical Surface Detection)
- Electronics: DAE4 Sn778; Calibrated: 2011-11-22
- Phantom: SAM_Right; Type: SAM; Serial: TP-1303
- Measurement SW: DASY4, V4.7 Build 80; Postprocessing SW: SEMCAD, V1.8 Build 186

Ch4132/Area Scan (61x91x1): Measurement grid: dx=15mm, dy=15mm
Maximum value of SAR (interpolated) = 0.733 mW/g

Ch4132/Zoom Scan (5x5x7)/Cube 0: Measurement grid: dx=8mm, dy=8mm, dz=5mm
Reference Value = 26.1 V/m; Power Drift = 0.022 dB
Peak SAR (extrapolated) = 0.915 W/kg
SAR(1 g) = 0.692 mW/g; SAR(10 g) = 0.515 mW/g
Maximum value of SAR (measured) = 0.731 mW/g

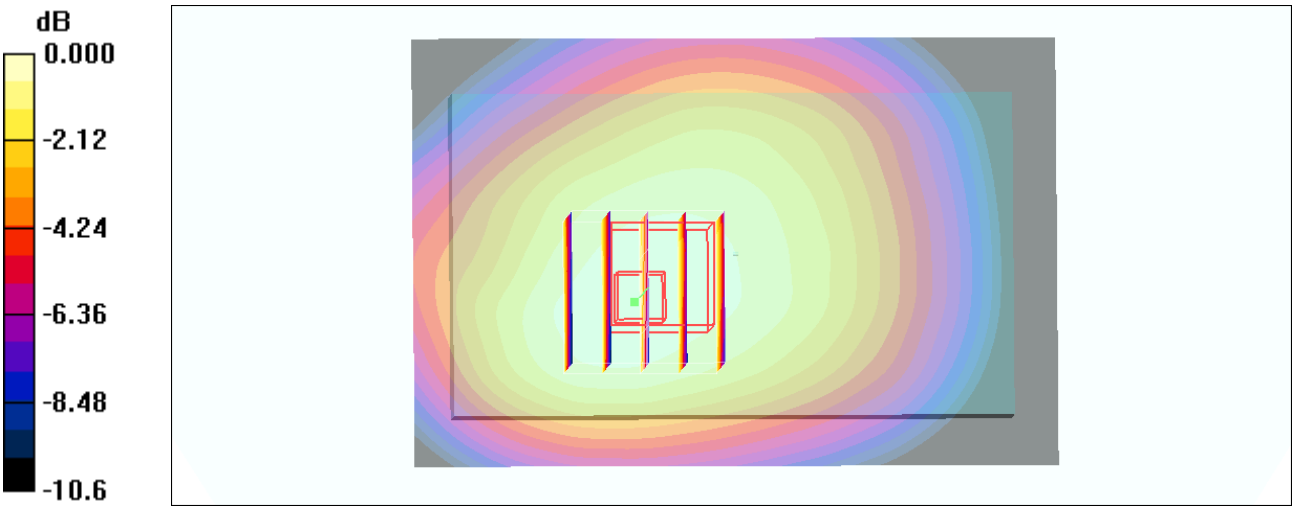

0 dB = 0.731mW/g

02 WCDMA V_RMC12.2K_Back_1cm_Ch4132

DUT: 211239-02

Communication System: WCDMA; Frequency: 826.4 MHz;Duty Cycle: 1:1
Medium: MSL_850_120315 Medium parameters used: f = 826.4 MHz; σ = 0.986 mho/m; ε_r = 56.3; ρ = 1000 kg/m^3
Ambient Temperature：22.5 ℃; Liquid Temperature：21.5 ℃

DASY4 Configuration:
- Probe: ET3DV6R - SN1788; ConvF(5.75, 5.75, 5.75); Calibrated: 2012-01-26
- Sensor-Surface: 4mm (Mechanical Surface Detection)
- Electronics: DAE4 Sn778; Calibrated: 2011-11-22
- Phantom: SAM_Right; Type: SAM; Serial: TP-1303
- Measurement SW: DASY4, V4.7 Build 80; Postprocessing SW: SEMCAD, V1.8 Build 186

Ch4132/Area Scan (61x91x1): Measurement grid: dx=15mm, dy=15mm
Maximum value of SAR (interpolated) = 1.18 mW/g

Ch4132/Zoom Scan (5x5x7)/Cube 0: Measurement grid: dx=8mm, dy=8mm, dz=5mm
Reference Value = 32.5 V/m; Power Drift = 0.080 dB
Peak SAR (extrapolated) = 1.48 W/kg
SAR(1 g) = 1.12 mW/g; SAR(10 g) = 0.816 mW/g
Maximum value of SAR (measured) = 1.18 mW/g

Ch4132/Zoom Scan (5x5x7)/Cube 1: Measurement grid: dx=8mm, dy=8mm, dz=5mm
Reference Value = 32.5 V/m; Power Drift = 0.080 dB
Peak SAR (extrapolated) = 1.34 W/kg
SAR(1 g) = 0.817 mW/g; SAR(10 g) = 0.561 mW/g
Maximum value of SAR (measured) = 0.969 mW/g

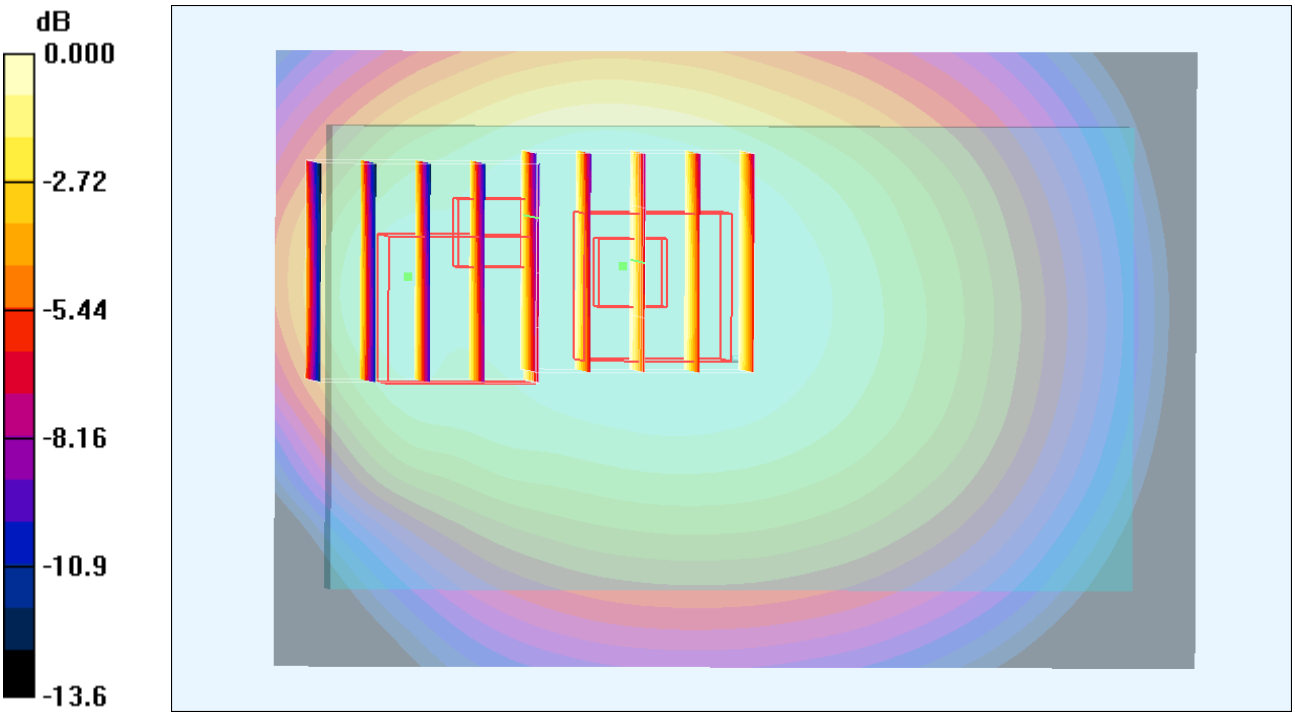

0 dB = 0.969mW/g

07 WCDMA V_RMC12.2K_Back_1cm_Ch4182

DUT: 211239-02

Communication System: WCDMA; Frequency: 836.4 MHz;Duty Cycle: 1:1
Medium: MSL_850_120315 Medium parameters used: f = 836.4 MHz; σ = 0.996 mho/m; ε_r = 56.2; ρ = 1000 kg/m^3
Ambient Temperature：22.5 ℃; Liquid Temperature：21.5 ℃

DASY4 Configuration:
- Probe: ET3DV6R - SN1788; ConvF(5.75, 5.75, 5.75); Calibrated: 2012-01-26
- Sensor-Surface: 4mm (Mechanical Surface Detection)
- Electronics: DAE4 Sn778; Calibrated: 2011-11-22
- Phantom: SAM_Right; Type: SAM; Serial: TP-1303
- Measurement SW: DASY4, V4.7 Build 80; Postprocessing SW: SEMCAD, V1.8 Build 186

Ch4182/Area Scan (61x91x1): Measurement grid: dx=15mm, dy=15mm
Maximum value of SAR (interpolated) = 1.29 mW/g

Ch4182/Zoom Scan (5x5x7)/Cube 0: Measurement grid: dx=8mm, dy=8mm, dz=5mm
Reference Value = 34.3 V/m; Power Drift = 0.009 dB
Peak SAR (extrapolated) = 1.61 W/kg
SAR(1 g) = 1.23 mW/g; SAR(10 g) = 0.893 mW/g
Maximum value of SAR (measured) = 1.29 mW/g

Ch4182/Zoom Scan (5x5x7)/Cube 1: Measurement grid: dx=8mm, dy=8mm, dz=5mm
Reference Value = 34.3 V/m; Power Drift = 0.009 dB
Peak SAR (extrapolated) = 1.50 W/kg
SAR(1 g) = 0.871 mW/g; SAR(10 g) = 0.605 mW/g
Maximum value of SAR (measured) = 1.06 mW/g

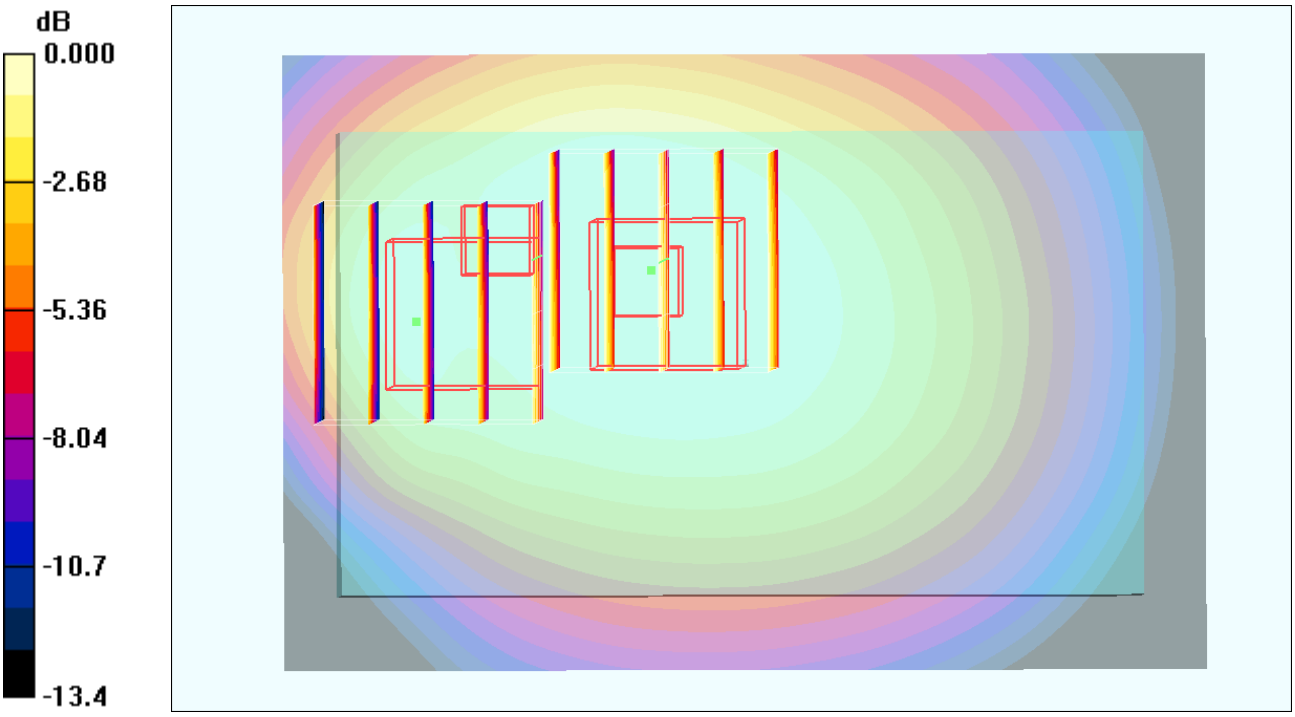

0 dB = 1.06mW/g

08 WCDMA V_RMC12.2K_Back_1cm_Ch4233

DUT: 211239-02

Communication System: WCDMA; Frequency: 846.6 MHz;Duty Cycle: 1:1
Medium: MSL_850_120315 Medium parameters used: f = 847 MHz; σ = 1.01 mho/m; ε_r = 56.1; ρ = 1000 kg/m^3
Ambient Temperature：22.5 ℃; Liquid Temperature：21.5 ℃

DASY4 Configuration:
- Probe: ET3DV6R - SN1788; ConvF(5.75, 5.75, 5.75); Calibrated: 2012-01-26
- Sensor-Surface: 4mm (Mechanical Surface Detection)
- Electronics: DAE4 Sn778; Calibrated: 2011-11-22
- Phantom: SAM_Right; Type: SAM; Serial: TP-1303
- Measurement SW: DASY4, V4.7 Build 80; Postprocessing SW: SEMCAD, V1.8 Build 186

Ch4233/Area Scan (61x91x1): Measurement grid: dx=15mm, dy=15mm
Maximum value of SAR (interpolated) = 1.31 mW/g

Ch4233/Zoom Scan (5x5x7)/Cube 0: Measurement grid: dx=8mm, dy=8mm, dz=5mm
Reference Value = 34.0 V/m; Power Drift = 0.074 dB
Peak SAR (extrapolated) = 1.60 W/kg
SAR(1 g) = 1.23 mW/g; SAR(10 g) = 0.900 mW/g
Maximum value of SAR (measured) = 1.30 mW/g

Ch4233/Zoom Scan (5x5x7)/Cube 1: Measurement grid: dx=8mm, dy=8mm, dz=5mm
Reference Value = 34.0 V/m; Power Drift = 0.074 dB
Peak SAR (extrapolated) = 1.48 W/kg
SAR(1 g) = 0.860 mW/g; SAR(10 g) = 0.603 mW/g
Maximum value of SAR (measured) = 1.05 mW/g

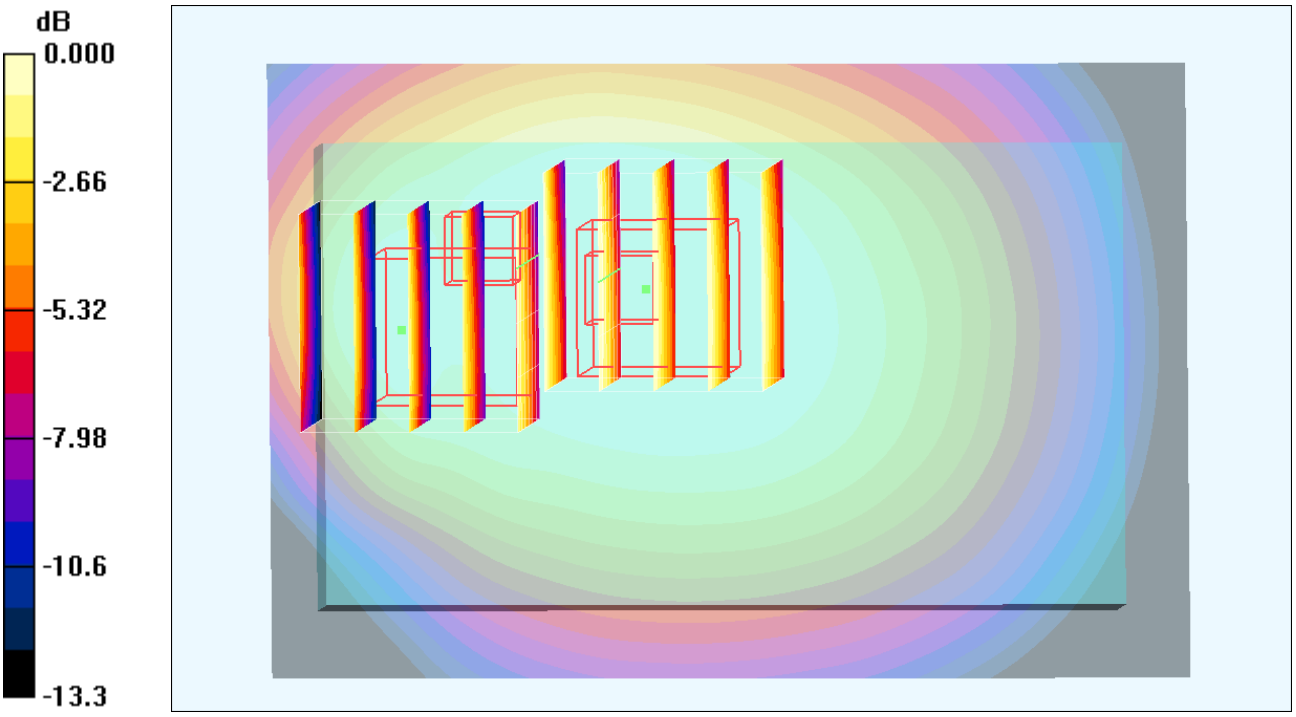

0 dB = 1.05mW/g

09 WCDMA V_RMC12.2K_Back_1cm_Ch4233_Earphone

DUT: 211239-02

Communication System: WCDMA; Frequency: 846.6 MHz;Duty Cycle: 1:1
Medium: MSL_850_120315 Medium parameters used: f = 847 MHz; σ = 1.01 mho/m; ε_r = 56.1; ρ = 1000 kg/m^3
Ambient Temperature：22.5 ℃； Liquid Temperature：21.5 ℃

DASY4 Configuration:
- Probe: ET3DV6R - SN1788; ConvF(5.75, 5.75, 5.75); Calibrated: 2012-01-26
- Sensor-Surface: 4mm (Mechanical Surface Detection)
- Electronics: DAE4 Sn778; Calibrated: 2011-11-22
- Phantom: SAM_Right; Type: SAM; Serial: TP-1303
- Measurement SW: DASY4, V4.7 Build 80; Postprocessing SW: SEMCAD, V1.8 Build 186

Ch4233/Area Scan (61x91x1): Measurement grid: dx=15mm, dy=15mm
Maximum value of SAR (interpolated) = 1.18 mW/g

Ch4233/Zoom Scan (5x5x7)/Cube 0: Measurement grid: dx=8mm, dy=8mm, dz=5mm
Reference Value = 32.4 V/m; Power Drift = 0.089 dB
Peak SAR (extrapolated) = 1.52 W/kg
SAR(1 g) = 1.12 mW/g; SAR(10 g) = 0.803 mW/g
Maximum value of SAR (measured) = 1.18 mW/g

Ch4233/Zoom Scan (5x5x7)/Cube 1: Measurement grid: dx=8mm, dy=8mm, dz=5mm
Reference Value = 32.4 V/m; Power Drift = 0.089 dB
Peak SAR (extrapolated) = 1.49 W/kg
SAR(1 g) = 0.913 mW/g; SAR(10 g) = 0.588 mW/g
Maximum value of SAR (measured) = 1.01 mW/g



0 dB = 1.01mW/g

10 WCDMA V_RMC12.2K_Back_1cm_Ch4132_Earphone

DUT: 211239-02

Communication System: WCDMA; Frequency: 826.4 MHz;Duty Cycle: 1:1
Medium: MSL_850_120315 Medium parameters used : f = 826.4 MHz; σ = 0.986 mho/m; ε_r = 56.3; ρ = 1000 kg/m^3
Ambient Temperature：22.5 ℃； Liquid Temperature：21.5 ℃

DASY4 Configuration:
- Probe: ET3DV6R - SN1788; ConvF(5.75, 5.75, 5.75); Calibrated: 2012-01-26
- Sensor-Surface: 4mm (Mechanical Surface Detection)
- Electronics: DAE4 Sn778; Calibrated: 2011-11-22
- Phantom: SAM_Right; Type: SAM; Serial: TP-1303
- Measurement SW: DASY4, V4.7 Build 80; Postprocessing SW: SEMCAD, V1.8 Build 186

Ch4132/Area Scan (61x91x1): Measurement grid: dx=15mm, dy=15mm
Maximum value of SAR (interpolated) = 1.03 mW/g

Ch4132/Zoom Scan (5x5x7)/Cube 0: Measurement grid: dx=8mm, dy=8mm, dz=5mm
Reference Value = 30.3 V/m; Power Drift = 0.042 dB
Peak SAR (extrapolated) = 1.35 W/kg
SAR(1 g) = 0.983 mW/g; SAR(10 g) = 0.703 mW/g
Maximum value of SAR (measured) = 1.03 mW/g

Ch4132/Zoom Scan (5x5x7)/Cube 1: Measurement grid: dx=8mm, dy=8mm, dz=5mm
Reference Value = 30.3 V/m; Power Drift = 0.042 dB
Peak SAR (extrapolated) = 1.35 W/kg
SAR(1 g) = 0.820 mW/g; SAR(10 g) = 0.534 mW/g
Maximum value of SAR (measured) = 0.904 mW/g

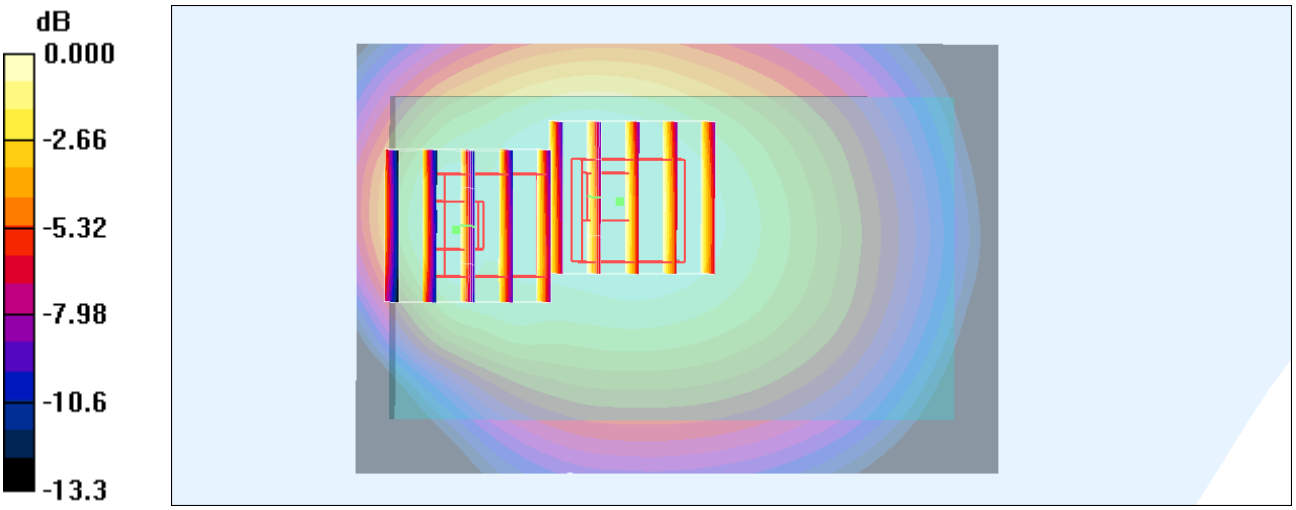

0 dB = 0.904mW/g

11 WCDMA V_RMC12.2K_Back_1cm_Ch4182_Earphone

DUT: 211239-02

Communication System: WCDMA; Frequency: 836.4 MHz;Duty Cycle: 1:1
Medium: MSL_850_120315 Medium parameters used : f = 836.4 MHz; σ = 0.996 mho/m; ε_r = 56.2; ρ = 1000 kg/m^3
Ambient Temperature：22.5 ℃； Liquid Temperature：21.5 ℃

DASY4 Configuration:
- Probe: ET3DV6R - SN1788; ConvF(5.75, 5.75, 5.75); Calibrated: 2012-01-26
- Sensor-Surface: 4mm (Mechanical Surface Detection)
- Electronics: DAE4 Sn778; Calibrated: 2011-11-22
- Phantom: SAM_Right; Type: SAM; Serial: TP-1303
- Measurement SW: DASY4, V4.7 Build 80; Postprocessing SW: SEMCAD, V1.8 Build 186

Ch4182/Area Scan (61x91x1): Measurement grid: dx=15mm, dy=15mm
Maximum value of SAR (interpolated) = 1.17 mW/g

Ch4182/Zoom Scan (5x5x7)/Cube 0: Measurement grid: dx=8mm, dy=8mm, dz=5mm
Reference Value = 32.2 V/m; Power Drift = 0.029 dB
Peak SAR (extrapolated) = 1.49 W/kg
SAR(1 g) = 1.09 mW/g; SAR(10 g) = 0.783 mW/g
Maximum value of SAR (measured) = 1.15 mW/g

Ch4182/Zoom Scan (5x5x7)/Cube 1: Measurement grid: dx=8mm, dy=8mm, dz=5mm
Reference Value = 32.2 V/m; Power Drift = 0.029 dB
Peak SAR (extrapolated) = 1.50 W/kg
SAR(1 g) = 0.905 mW/g; SAR(10 g) = 0.588 mW/g
Maximum value of SAR (measured) = 0.992 mW/g

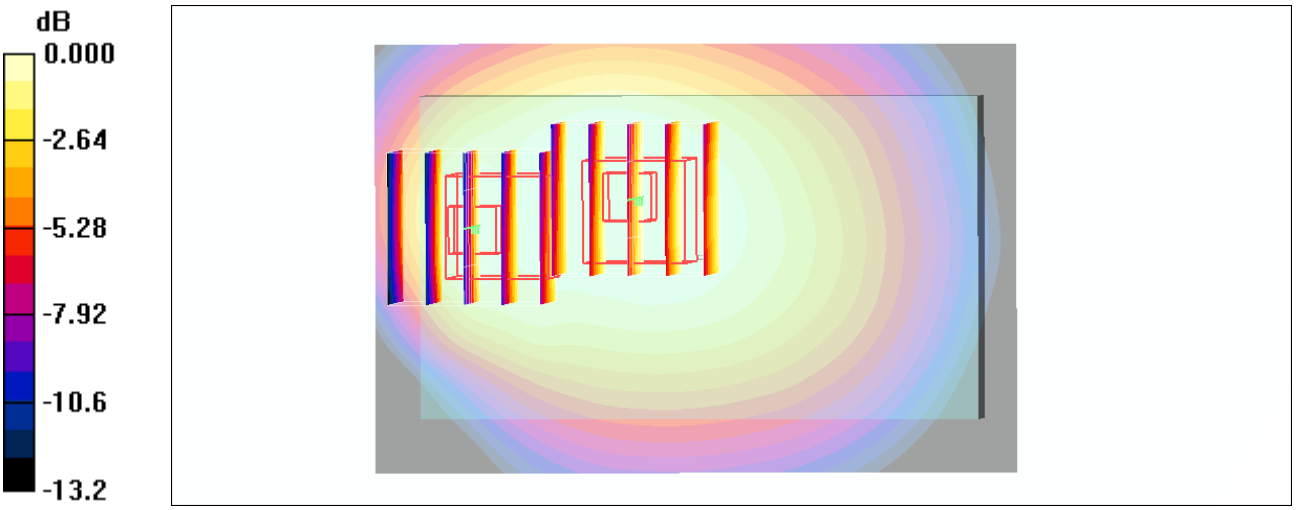

0 dB = 0.992mW/g

32 WCDMA II_RMC12.2K_Front_1cm_Ch9538

DUT: 211239-02

Communication System: WCDMA; Frequency: 1907.6 MHz;Duty Cycle: 1:1
Medium: MSL_1900_120316 Medium parameters used: f = 1908 MHz; σ = 1.54 mho/m; ε_r = 52.6; ρ = 1000 kg/m^3
Ambient Temperature：22.5 ℃; Liquid Temperature：21.5 ℃

DASY4 Configuration:
- Probe: ET3DV6R - SN1788; ConvF(4.06, 4.06, 4.06); Calibrated: 2012-01-26
- Sensor-Surface: 4mm (Mechanical Surface Detection)
- Electronics: DAE4 Sn778; Calibrated: 2011-11-22
- Phantom: SAM_Right; Type: SAM; Serial: TP-1303
- Measurement SW: DASY4, V4.7 Build 80; Postprocessing SW: SEMCAD, V1.8 Build 186

Ch9538/Area Scan (51x91x1): Measurement grid: dx=15mm, dy=15mm
Maximum value of SAR (interpolated) = 0.871 mW/g

Ch9538/Zoom Scan (5x5x7)/Cube 0: Measurement grid: dx=8mm, dy=8mm, dz=5mm
Reference Value = 8.36 V/m; Power Drift = -0.106 dB
Peak SAR (extrapolated) = 1.17 W/kg
SAR(1 g) = 0.748 mW/g; SAR(10 g) = 0.452 mW/g
Maximum value of SAR (measured) = 0.801 mW/g

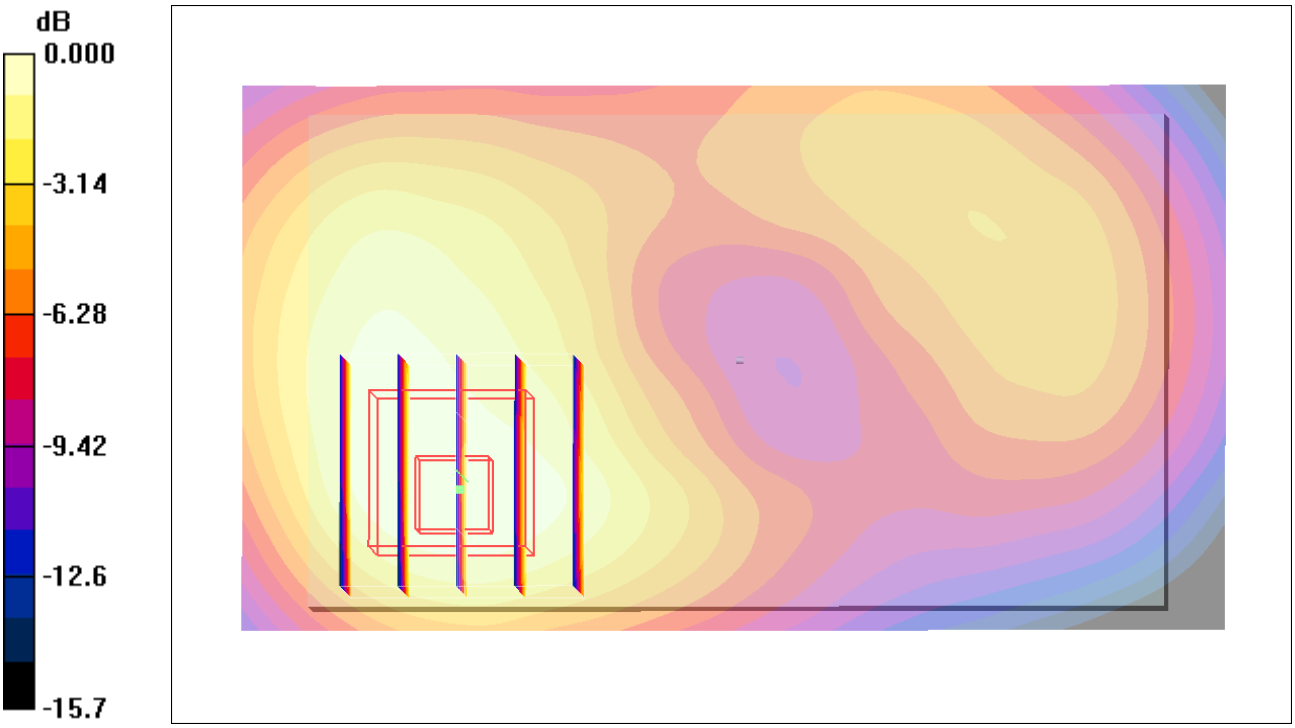

0 dB = 0.801mW/g

33 WCDMA II_RMC12.2K_Back_1cm_Ch9538

DUT: 211239-02

Communication System: WCDMA; Frequency: 1907.6 MHz;Duty Cycle: 1:1
Medium: MSL_1900_120316 Medium parameters used: f = 1908 MHz; σ = 1.54 mho/m; ε_r = 52.6; ρ = 1000 kg/m^3
Ambient Temperature：22.5 ℃; Liquid Temperature：21.5 ℃

DASY4 Configuration:
- Probe: ET3DV6R - SN1788; ConvF(4.06, 4.06, 4.06); Calibrated: 2012-01-26
- Sensor-Surface: 4mm (Mechanical Surface Detection)
- Electronics: DAE4 Sn778; Calibrated: 2011-11-22
- Phantom: SAM_Right; Type: SAM; Serial: TP-1303
- Measurement SW: DASY4, V4.7 Build 80; Postprocessing SW: SEMCAD, V1.8 Build 186

Ch9538/Area Scan (51x91x1): Measurement grid: dx=15mm, dy=15mm
Maximum value of SAR (interpolated) = 1.01 mW/g

Ch9538/Zoom Scan (5x5x7)/Cube 0: Measurement grid: dx=8mm, dy=8mm, dz=5mm
Reference Value = 10.7 V/m; Power Drift = -0.094 dB
Peak SAR (extrapolated) = 1.37 W/kg
SAR(1 g) = 0.824 mW/g; SAR(10 g) = 0.494 mW/g
Maximum value of SAR (measured) = 0.881 mW/g

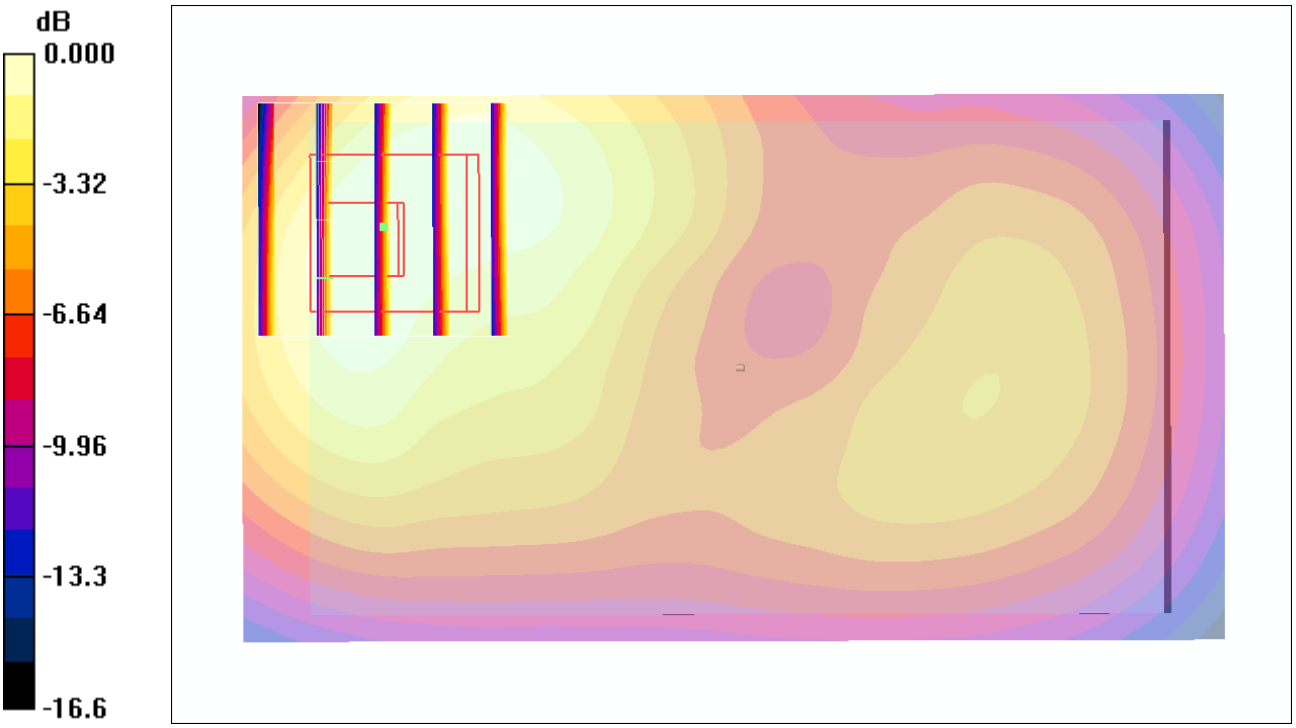

0 dB = 0.881mW/g

34 WCDMA II_RMC12.2K_Left Side_1cm_Ch9538

DUT: 211239-02

Communication System: WCDMA; Frequency: 1907.6 MHz;Duty Cycle: 1:1
Medium: MSL_1900_120316 Medium parameters used: f = 1908 MHz; σ = 1.54 mho/m; ε_r = 52.6; ρ = 1000 kg/m^3
Ambient Temperature：22.5 ℃; Liquid Temperature：21.5 ℃

DASY4 Configuration:
- Probe: ET3DV6R - SN1788; ConvF(4.06, 4.06, 4.06); Calibrated: 2012-01-26
- Sensor-Surface: 4mm (Mechanical Surface Detection)
- Electronics: DAE4 Sn778; Calibrated: 2011-11-22
- Phantom: SAM_Right; Type: SAM; Serial: TP-1303
- Measurement SW: DASY4, V4.7 Build 80; Postprocessing SW: SEMCAD, V1.8 Build 186

Ch9538/Area Scan (31x91x1): Measurement grid: dx=15mm, dy=15mm
Maximum value of SAR (interpolated) = 0.182 mW/g

Ch9538/Zoom Scan (5x5x7)/Cube 0: Measurement grid: dx=8mm, dy=8mm, dz=5mm
Reference Value = 9.19 V/m; Power Drift = 0.030 dB
Peak SAR (extrapolated) = 0.249 W/kg
SAR(1 g) = 0.170 mW/g; SAR(10 g) = 0.104 mW/g
Maximum value of SAR (measured) = 0.186 mW/g

Ch9538/Zoom Scan (5x5x7)/Cube 1: Measurement grid: dx=8mm, dy=8mm, dz=5mm
Reference Value = 9.19 V/m; Power Drift = 0.030 dB
Peak SAR (extrapolated) = 0.210 W/kg
SAR(1 g) = 0.144 mW/g; SAR(10 g) = 0.094 mW/g
Maximum value of SAR (measured) = 0.153 mW/g

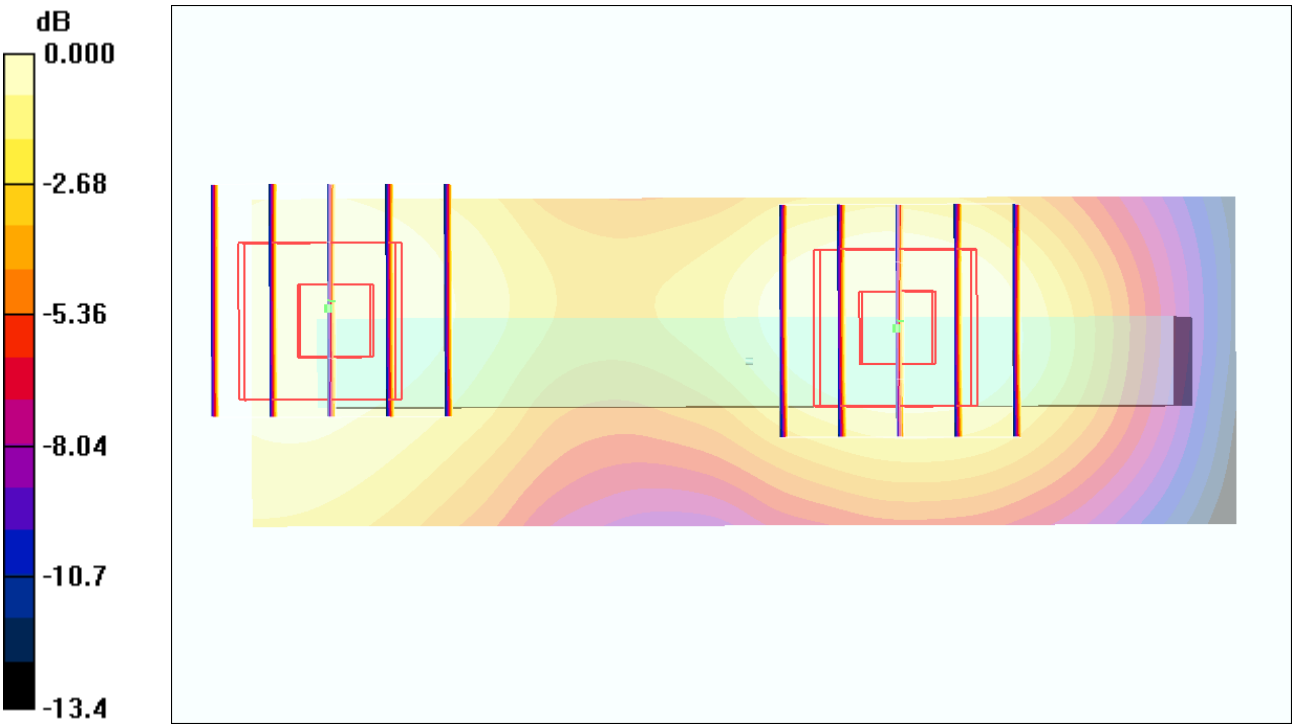

0 dB = 0.153mW/g

35 WCDMA II_RMC12.2K_Right Side_1cm_Ch9538

DUT: 211239-02

Communication System: WCDMA; Frequency: 1907.6 MHz;Duty Cycle: 1:1
Medium: MSL_1900_120316 Medium parameters used: f = 1908 MHz; σ = 1.54 mho/m; ε_r = 52.6; ρ = 1000 kg/m^3
Ambient Temperature：22.5 ℃; Liquid Temperature：21.5 ℃

DASY4 Configuration:
- Probe: ET3DV6R - SN1788; ConvF(4.06, 4.06, 4.06); Calibrated: 2012-01-26
- Sensor-Surface: 4mm (Mechanical Surface Detection)
- Electronics: DAE4 Sn778; Calibrated: 2011-11-22
- Phantom: SAM_Right; Type: SAM; Serial: TP-1303
- Measurement SW: DASY4, V4.7 Build 80; Postprocessing SW: SEMCAD, V1.8 Build 186

Ch9538/Area Scan (31x91x1): Measurement grid: dx=15mm, dy=15mm
Maximum value of SAR (interpolated) = 0.258 mW/g

Ch9538/Zoom Scan (5x5x7)/Cube 0: Measurement grid: dx=8mm, dy=8mm, dz=5mm
Reference Value = 11.5 V/m; Power Drift = 0.071 dB
Peak SAR (extrapolated) = 0.366 W/kg
SAR(1 g) = 0.230 mW/g; SAR(10 g) = 0.134 mW/g
Maximum value of SAR (measured) = 0.252 mW/g

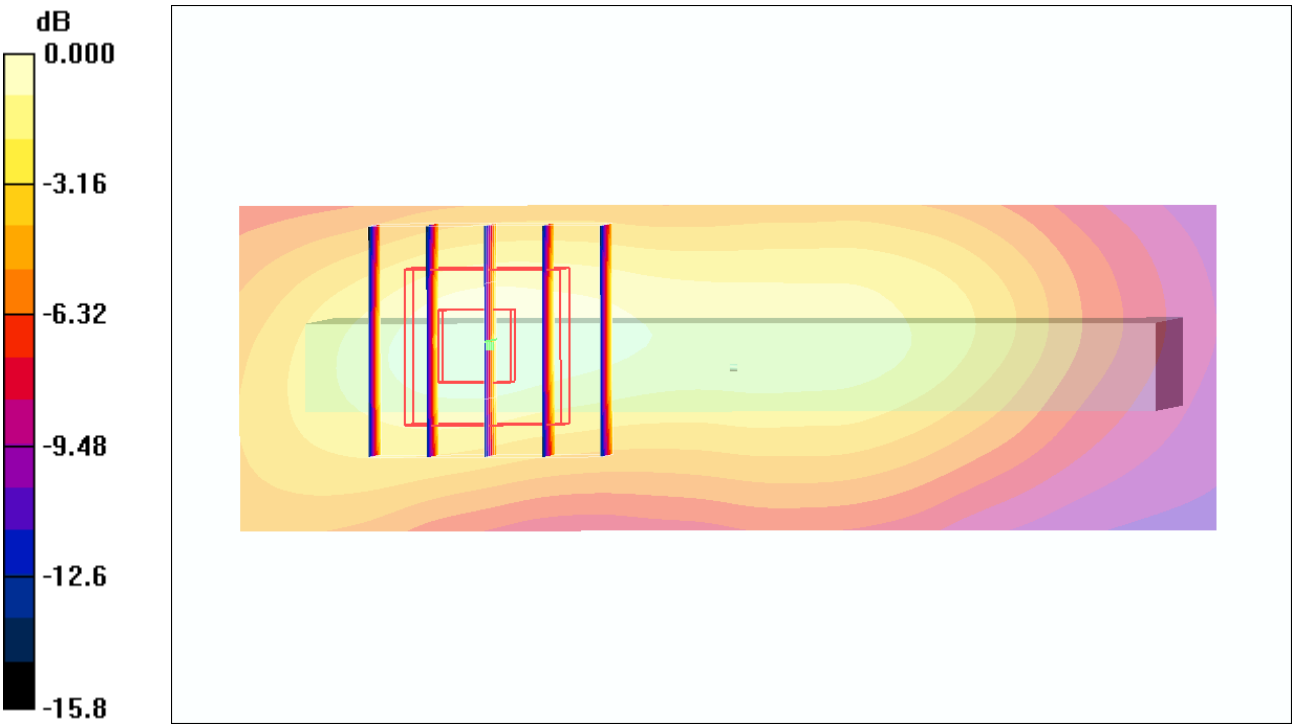

0 dB = 0.252mW/g

37 WCDMA II_RMC12.2K_Bottom Side_1cm_Ch9538

DUT: 211239-02

Communication System: WCDMA; Frequency: 1907.6 MHz;Duty Cycle: 1:1
Medium: MSL_1900_120316 Medium parameters used: f = 1908 MHz; σ = 1.54 mho/m; ε_r = 52.6; ρ = 1000 kg/m^3
Ambient Temperature：22.5 ℃; Liquid Temperature：21.5 ℃

DASY4 Configuration:
- Probe: ET3DV6R - SN1788; ConvF(4.06, 4.06, 4.06); Calibrated: 2012-01-26
- Sensor-Surface: 4mm (Mechanical Surface Detection)
- Electronics: DAE4 Sn778; Calibrated: 2011-11-22
- Phantom: SAM_Right; Type: SAM; Serial: TP-1303
- Measurement SW: DASY4, V4.7 Build 80; Postprocessing SW: SEMCAD, V1.8 Build 186

Ch9538/Area Scan (31x71x1): Measurement grid: dx=15mm, dy=15mm
Maximum value of SAR (interpolated) = 1.42 mW/g

Ch9538/Zoom Scan (5x5x7)/Cube 0: Measurement grid: dx=8mm, dy=8mm, dz=5mm
Reference Value = 30.9 V/m; Power Drift = 0.074 dB
Peak SAR (extrapolated) = 1.95 W/kg
SAR(1 g) = 1.27 mW/g; SAR(10 g) = 0.739 mW/g
Maximum value of SAR (measured) = 1.41 mW/g

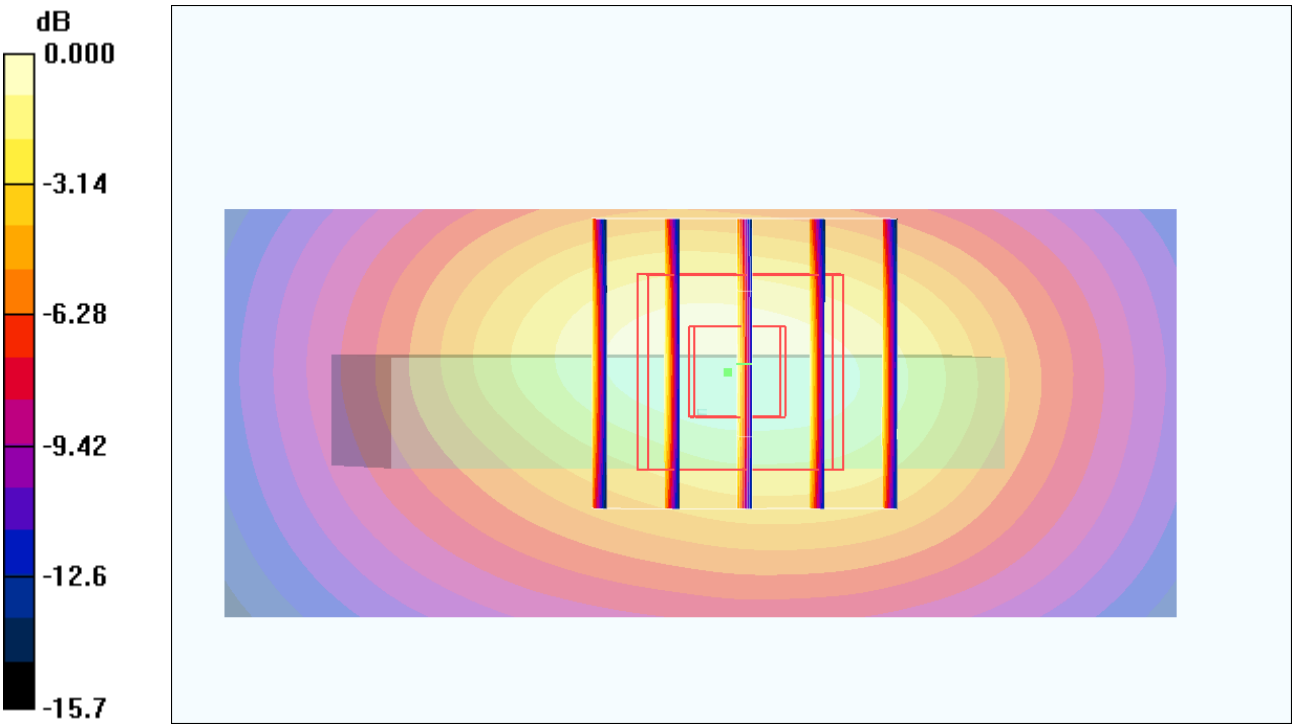

0 dB = 1.41mW/g

40 WCDMA II_RMC12.2K_Back_1cm_Ch9262

DUT: 211239-02

Communication System: WCDMA; Frequency: 1852.4 MHz;Duty Cycle: 1:1
Medium: MSL_1900_120316 Medium parameters used: f = 1852.4 MHz; σ = 1.49 mho/m; ε_r = 52.9; ρ = 1000 kg/m^3
Ambient Temperature：22.5 ℃; Liquid Temperature：21.5 ℃

DASY4 Configuration:
- Probe: ET3DV6R - SN1788; ConvF(4.06, 4.06, 4.06); Calibrated: 2012-01-26
- Sensor-Surface: 4mm (Mechanical Surface Detection)
- Electronics: DAE4 Sn778; Calibrated: 2011-11-22
- Phantom: SAM_Right; Type: SAM; Serial: TP-1303
- Measurement SW: DASY4, V4.7 Build 80; Postprocessing SW: SEMCAD, V1.8 Build 186

Ch9262/Area Scan (51x91x1): Measurement grid: dx=15mm, dy=15mm
Maximum value of SAR (interpolated) = 1.06 mW/g

Ch9262/Zoom Scan (5x5x7)/Cube 0: Measurement grid: dx=8mm, dy=8mm, dz=5mm
Reference Value = 14.1 V/m; Power Drift = -0.053 dB
Peak SAR (extrapolated) = 1.39 W/kg
SAR(1 g) = 0.857 mW/g; SAR(10 g) = 0.507 mW/g
Maximum value of SAR (measured) = 0.938 mW/g

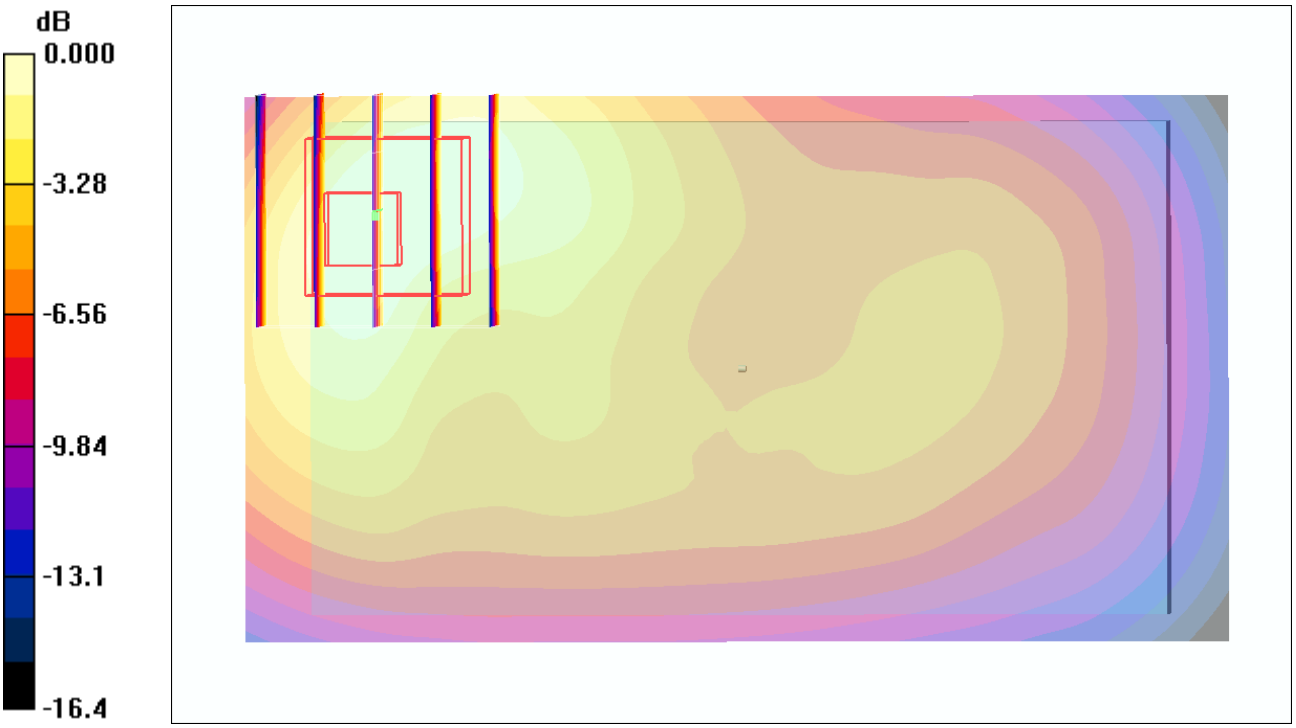

0 dB = 0.938mW/g

41 WCDMA II_RMC12.2K_Back_1cm_Ch9400

DUT: 211239-02

Communication System: WCDMA; Frequency: 1880 MHz;Duty Cycle: 1:1
Medium: MSL_1900_120316 Medium parameters used: f = 1880 MHz; σ = 1.51 mho/m; ε_r = 52.7; ρ = 1000 kg/m^3
Ambient Temperature：22.5 ℃; Liquid Temperature：21.5 ℃

DASY4 Configuration:
- Probe: ET3DV6R - SN1788; ConvF(4.06, 4.06, 4.06); Calibrated: 2012-01-26
- Sensor-Surface: 4mm (Mechanical Surface Detection)
- Electronics: DAE4 Sn778; Calibrated: 2011-11-22
- Phantom: SAM_Right; Type: SAM; Serial: TP-1303
- Measurement SW: DASY4, V4.7 Build 80; Postprocessing SW: SEMCAD, V1.8 Build 186

Ch9400/Area Scan (51x91x1): Measurement grid: dx=15mm, dy=15mm
Maximum value of SAR (interpolated) = 0.917 mW/g

Ch9400/Zoom Scan (5x5x7)/Cube 0: Measurement grid: dx=8mm, dy=8mm, dz=5mm
Reference Value = 11.5 V/m; Power Drift = -0.015 dB
Peak SAR (extrapolated) = 1.25 W/kg
SAR(1 g) = 0.754 mW/g; SAR(10 g) = 0.452 mW/g
Maximum value of SAR (measured) = 0.821 mW/g

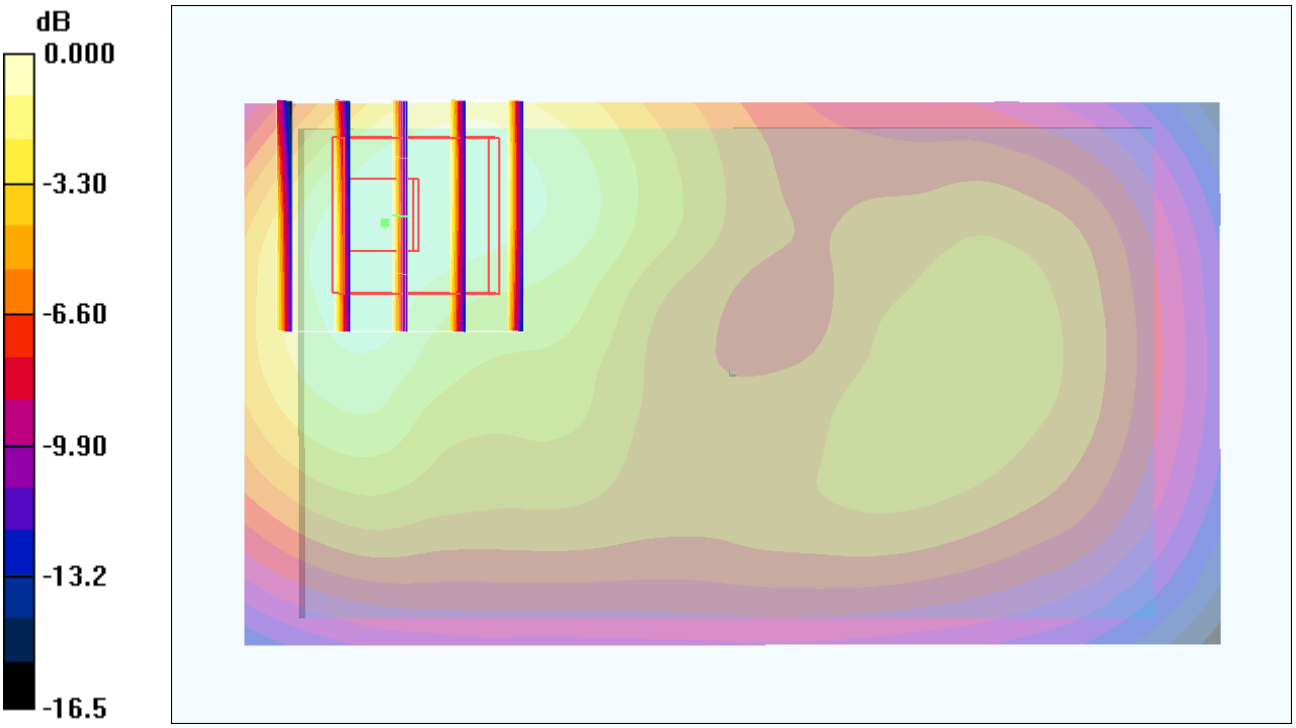

0 dB = 0.821mW/g

38 WCDMA II_RMC12.2K_Bottom Side_1cm_Ch9262

DUT: 211239-02

Communication System: WCDMA; Frequency: 1852.4 MHz;Duty Cycle: 1:1
Medium: MSL_1900_120316 Medium parameters used: f = 1852.4 MHz; σ = 1.49 mho/m; ε_r = 52.9; ρ = 1000 kg/m^3
Ambient Temperature：22.5 ℃; Liquid Temperature：21.5 ℃

DASY4 Configuration:
- Probe: ET3DV6R - SN1788; ConvF(4.06, 4.06, 4.06); Calibrated: 2012-01-26
- Sensor-Surface: 4mm (Mechanical Surface Detection)
- Electronics: DAE4 Sn778; Calibrated: 2011-11-22
- Phantom: SAM_Right; Type: SAM; Serial: TP-1303
- Measurement SW: DASY4, V4.7 Build 80; Postprocessing SW: SEMCAD, V1.8 Build 186

Ch9262/Area Scan (31x71x1): Measurement grid: dx=15mm, dy=15mm
Maximum value of SAR (interpolated) = 1.48 mW/g

Ch9262/Zoom Scan (5x5x7)/Cube 0: Measurement grid: dx=8mm, dy=8mm, dz=5mm
Reference Value = 32.2 V/m; Power Drift = 0.097 dB
Peak SAR (extrapolated) = 1.98 W/kg
SAR(1 g) = 1.33 mW/g; SAR(10 g) = 0.786 mW/g
Maximum value of SAR (measured) = 1.47 mW/g

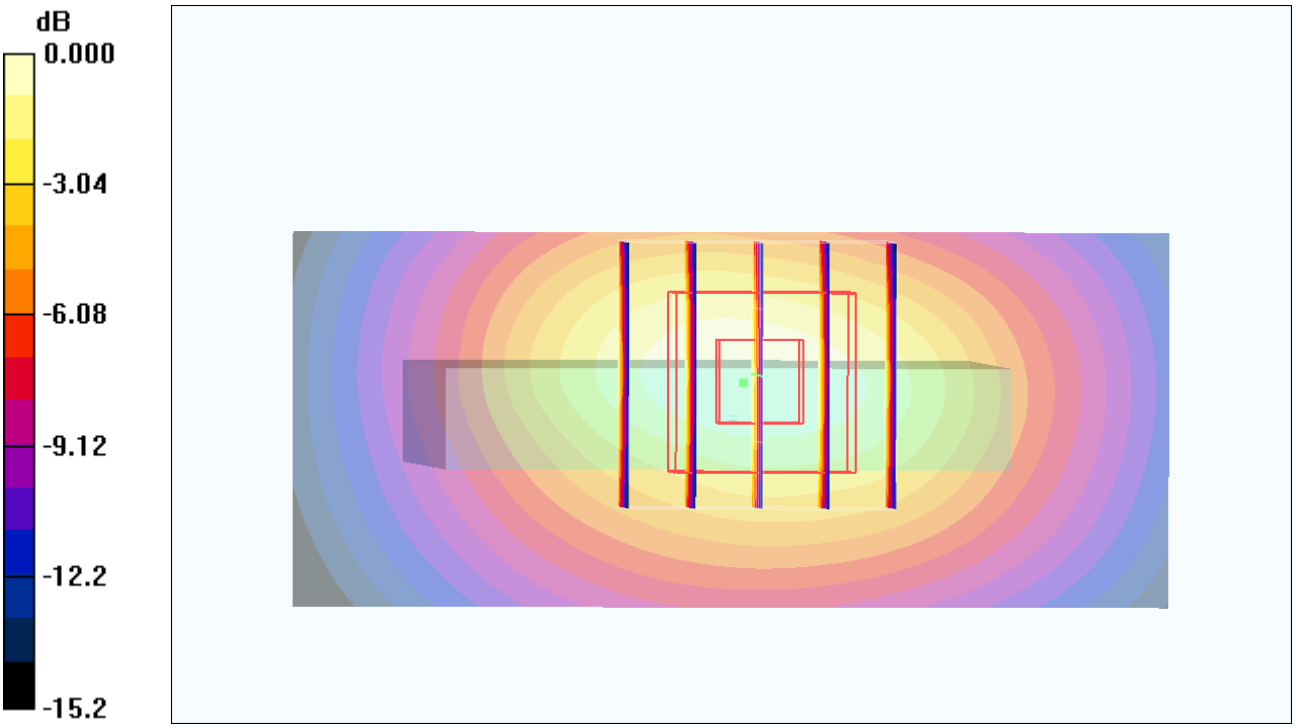

0 dB = 1.47mW/g

38 WCDMA II_RMC12.2K_Bottom Side_1cm_Ch9262_2D

DUT: 211239-02

Communication System: WCDMA; Frequency: 1852.4 MHz;Duty Cycle: 1:1
Medium: MSL_1900_120316 Medium parameters used: f = 1852.4 MHz; σ = 1.49 mho/m; ε_r = 52.9; ρ = 1000 kg/m^3
Ambient Temperature：22.5 ℃; Liquid Temperature：21.5 ℃

DASY4 Configuration:
- Probe: ET3DV6R - SN1788; ConvF(4.06, 4.06, 4.06); Calibrated: 2012-01-26
- Sensor-Surface: 4mm (Mechanical Surface Detection)
- Electronics: DAE4 Sn778; Calibrated: 2011-11-22
- Phantom: SAM_Right; Type: SAM; Serial: TP-1303
- Measurement SW: DASY4, V4.7 Build 80; Postprocessing SW: SEMCAD, V1.8 Build 186

Ch9262/Area Scan (31x71x1): Measurement grid: dx=15mm, dy=15mm
Maximum value of SAR (interpolated) = 1.48 mW/g

Ch9262/Zoom Scan (5x5x7)/Cube 0: Measurement grid: dx=8mm, dy=8mm, dz=5mm
Reference Value = 32.2 V/m; Power Drift = 0.097 dB
Peak SAR (extrapolated) = 1.98 W/kg
SAR(1 g) = 1.33 mW/g; SAR(10 g) = 0.786 mW/g
Maximum value of SAR (measured) = 1.47 mW/g

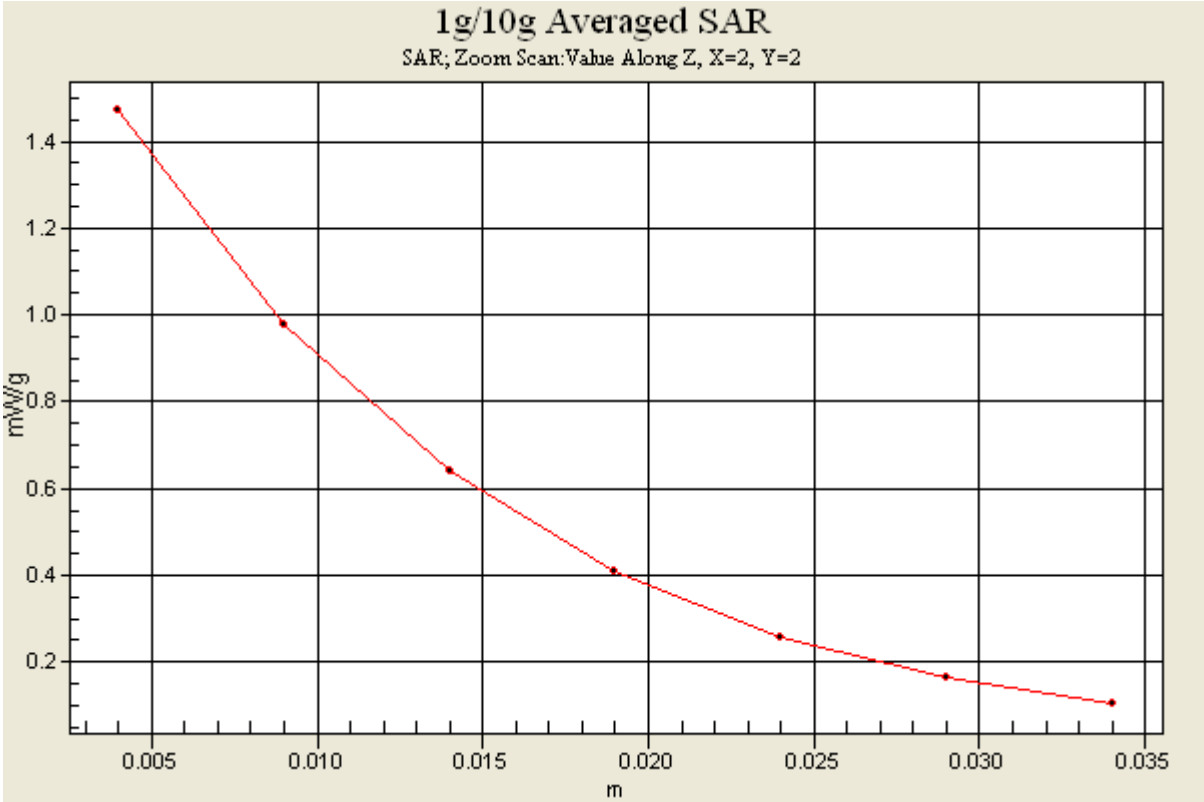

39 WCDMA II_RMC12.2K_Bottom Side_1cm_Ch9400

DUT: 211239-02

Communication System: WCDMA; Frequency: 1880 MHz;Duty Cycle: 1:1
Medium: MSL_1900_120316 Medium parameters used: f = 1880 MHz; σ = 1.51 mho/m; ε_r = 52.7; ρ = 1000 kg/m^3
Ambient Temperature：22.5 ℃; Liquid Temperature：21.5 ℃

DASY4 Configuration:
- Probe: ET3DV6R - SN1788; ConvF(4.06, 4.06, 4.06); Calibrated: 2012-01-26
- Sensor-Surface: 4mm (Mechanical Surface Detection)
- Electronics: DAE4 Sn778; Calibrated: 2011-11-22
- Phantom: SAM_Right; Type: SAM; Serial: TP-1303
- Measurement SW: DASY4, V4.7 Build 80; Postprocessing SW: SEMCAD, V1.8 Build 186

Ch9400/Area Scan (31x71x1): Measurement grid: dx=15mm, dy=15mm
Maximum value of SAR (interpolated) = 1.38 mW/g

Ch9400/Zoom Scan (5x5x7)/Cube 0: Measurement grid: dx=8mm, dy=8mm, dz=5mm
Reference Value = 30.8 V/m; Power Drift = 0.113 dB
Peak SAR (extrapolated) = 1.87 W/kg
SAR(1 g) = 1.25 mW/g; SAR(10 g) = 0.731 mW/g
Maximum value of SAR (measured) = 1.39 mW/g

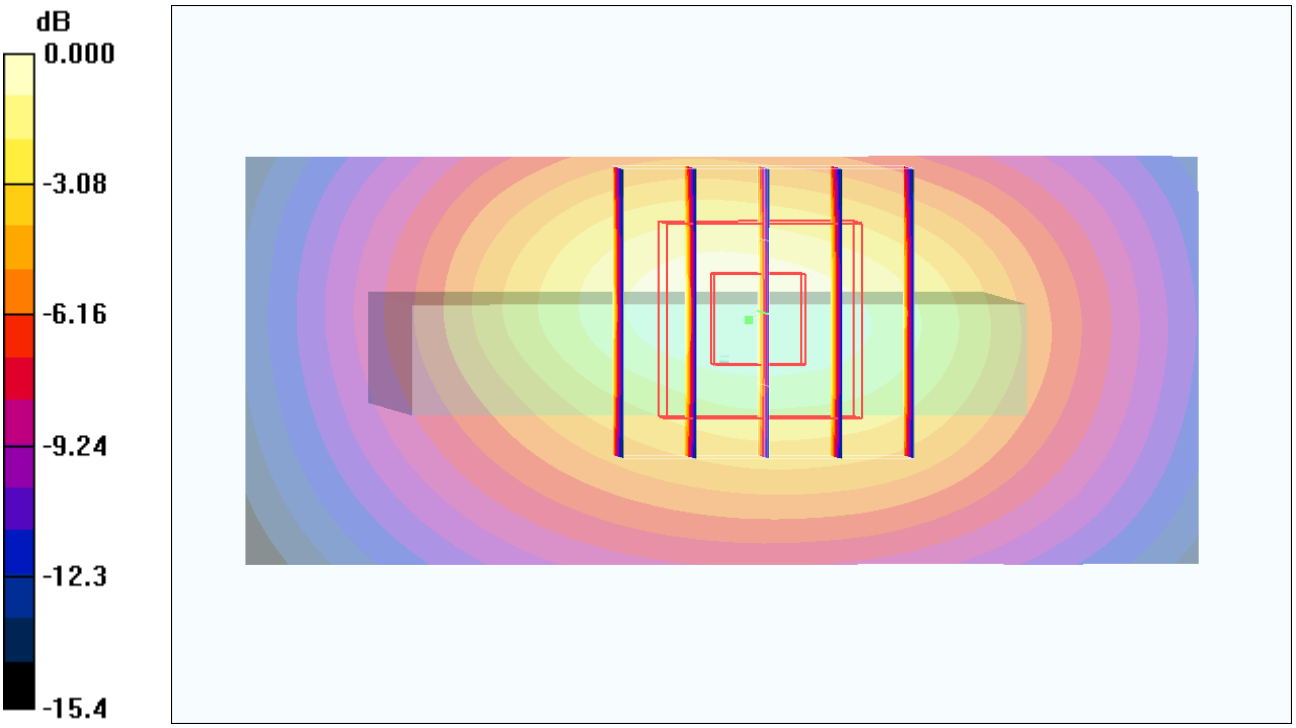

0 dB = 1.39mW/g

32 WCDMA II_RMC12.2K_Front_1cm_Ch9538

DUT: 211239-02

Communication System: WCDMA; Frequency: 1907.6 MHz;Duty Cycle: 1:1
Medium: MSL_1900_120316 Medium parameters used: f = 1908 MHz; σ = 1.54 mho/m; ε_r = 52.6; ρ = 1000 kg/m^3
Ambient Temperature：22.5 ℃; Liquid Temperature：21.5 ℃

DASY4 Configuration:
- Probe: ET3DV6R - SN1788; ConvF(4.06, 4.06, 4.06); Calibrated: 2012-01-26
- Sensor-Surface: 4mm (Mechanical Surface Detection)
- Electronics: DAE4 Sn778; Calibrated: 2011-11-22
- Phantom: SAM_Right; Type: SAM; Serial: TP-1303
- Measurement SW: DASY4, V4.7 Build 80; Postprocessing SW: SEMCAD, V1.8 Build 186

Ch9538/Area Scan (51x91x1): Measurement grid: dx=15mm, dy=15mm
Maximum value of SAR (interpolated) = 0.871 mW/g

Ch9538/Zoom Scan (5x5x7)/Cube 0: Measurement grid: dx=8mm, dy=8mm, dz=5mm
Reference Value = 8.36 V/m; Power Drift = -0.106 dB
Peak SAR (extrapolated) = 1.17 W/kg
SAR(1 g) = 0.748 mW/g; SAR(10 g) = 0.452 mW/g
Maximum value of SAR (measured) = 0.801 mW/g

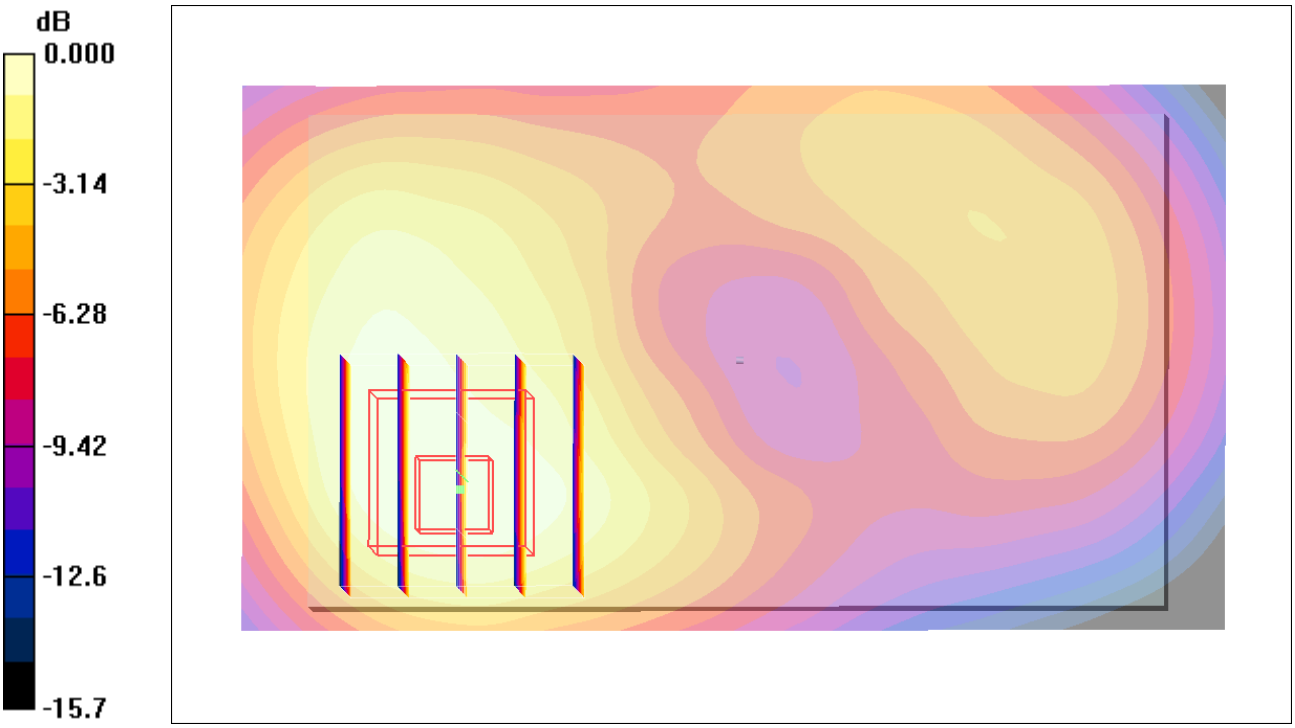

0 dB = 0.801mW/g

33 WCDMA II_RMC12.2K_Back_1cm_Ch9538

DUT: 211239-02

Communication System: WCDMA; Frequency: 1907.6 MHz;Duty Cycle: 1:1
Medium: MSL_1900_120316 Medium parameters used: f = 1908 MHz; σ = 1.54 mho/m; ε_r = 52.6; ρ = 1000 kg/m^3
Ambient Temperature：22.5 ℃; Liquid Temperature：21.5 ℃

DASY4 Configuration:
- Probe: ET3DV6R - SN1788; ConvF(4.06, 4.06, 4.06); Calibrated: 2012-01-26
- Sensor-Surface: 4mm (Mechanical Surface Detection)
- Electronics: DAE4 Sn778; Calibrated: 2011-11-22
- Phantom: SAM_Right; Type: SAM; Serial: TP-1303
- Measurement SW: DASY4, V4.7 Build 80; Postprocessing SW: SEMCAD, V1.8 Build 186

Ch9538/Area Scan (51x91x1): Measurement grid: dx=15mm, dy=15mm
Maximum value of SAR (interpolated) = 1.01 mW/g

Ch9538/Zoom Scan (5x5x7)/Cube 0: Measurement grid: dx=8mm, dy=8mm, dz=5mm
Reference Value = 10.7 V/m; Power Drift = -0.094 dB
Peak SAR (extrapolated) = 1.37 W/kg
SAR(1 g) = 0.824 mW/g; SAR(10 g) = 0.494 mW/g
Maximum value of SAR (measured) = 0.881 mW/g

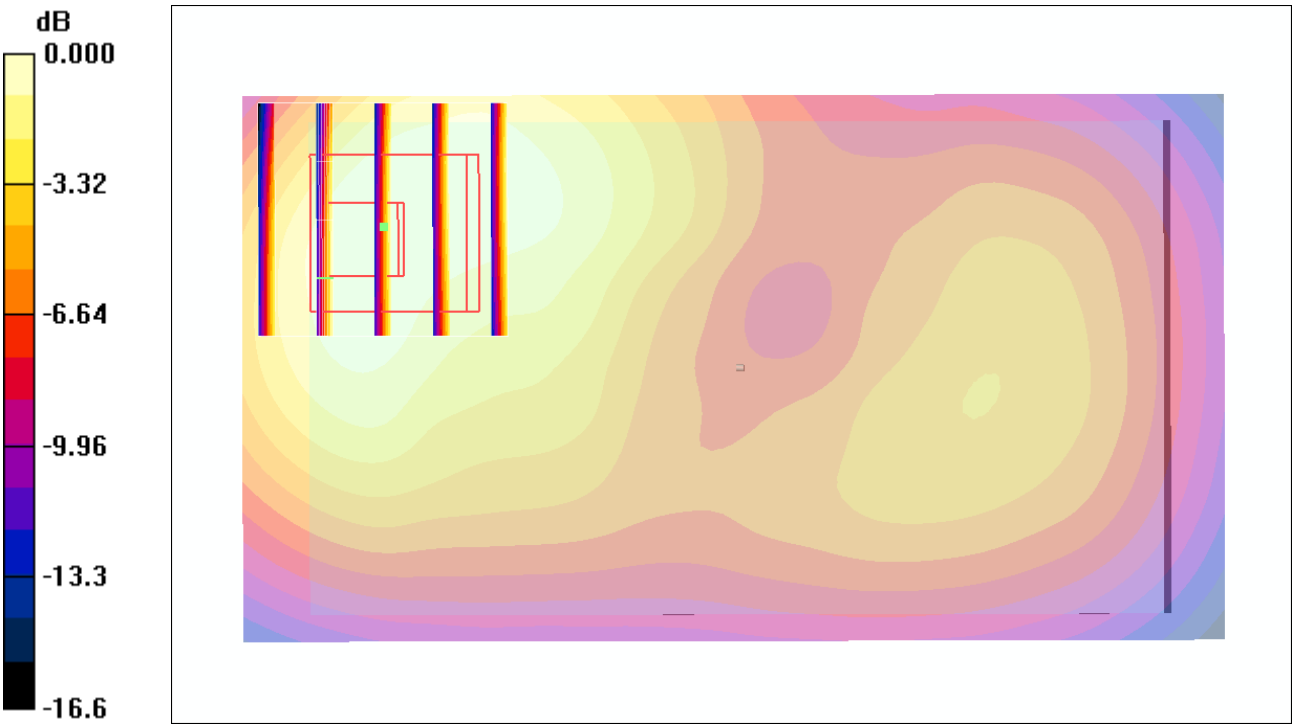

0 dB = 0.881mW/g

40 WCDMA II_RMC12.2K_Back_1cm_Ch9262

DUT: 211239-02

Communication System: WCDMA; Frequency: 1852.4 MHz;Duty Cycle: 1:1
Medium: MSL_1900_120316 Medium parameters used: f = 1852.4 MHz; σ = 1.49 mho/m; ε_r = 52.9; ρ = 1000 kg/m^3
Ambient Temperature：22.5 ℃; Liquid Temperature：21.5 ℃

DASY4 Configuration:
- Probe: ET3DV6R - SN1788; ConvF(4.06, 4.06, 4.06); Calibrated: 2012-01-26
- Sensor-Surface: 4mm (Mechanical Surface Detection)
- Electronics: DAE4 Sn778; Calibrated: 2011-11-22
- Phantom: SAM_Right; Type: SAM; Serial: TP-1303
- Measurement SW: DASY4, V4.7 Build 80; Postprocessing SW: SEMCAD, V1.8 Build 186

Ch9262/Area Scan (51x91x1): Measurement grid: dx=15mm, dy=15mm
Maximum value of SAR (interpolated) = 1.06 mW/g

Ch9262/Zoom Scan (5x5x7)/Cube 0: Measurement grid: dx=8mm, dy=8mm, dz=5mm
Reference Value = 14.1 V/m; Power Drift = -0.053 dB
Peak SAR (extrapolated) = 1.39 W/kg
SAR(1 g) = 0.857 mW/g; SAR(10 g) = 0.507 mW/g
Maximum value of SAR (measured) = 0.938 mW/g

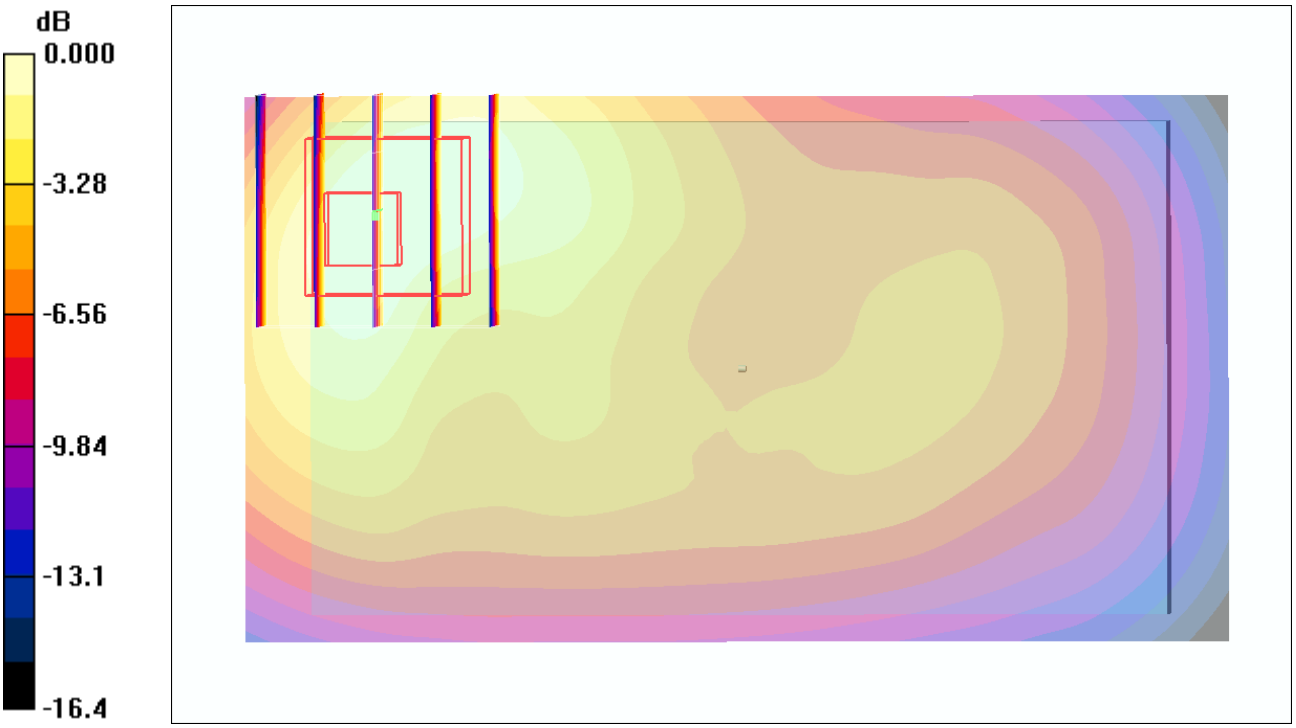

0 dB = 0.938mW/g

41 WCDMA II_RMC12.2K_Back_1cm_Ch9400

DUT: 211239-02

Communication System: WCDMA; Frequency: 1880 MHz;Duty Cycle: 1:1
Medium: MSL_1900_120316 Medium parameters used: f = 1880 MHz; σ = 1.51 mho/m; ε_r = 52.7; ρ = 1000 kg/m^3
Ambient Temperature：22.5 ℃; Liquid Temperature：21.5 ℃

DASY4 Configuration:
- Probe: ET3DV6R - SN1788; ConvF(4.06, 4.06, 4.06); Calibrated: 2012-01-26
- Sensor-Surface: 4mm (Mechanical Surface Detection)
- Electronics: DAE4 Sn778; Calibrated: 2011-11-22
- Phantom: SAM_Right; Type: SAM; Serial: TP-1303
- Measurement SW: DASY4, V4.7 Build 80; Postprocessing SW: SEMCAD, V1.8 Build 186

Ch9400/Area Scan (51x91x1): Measurement grid: dx=15mm, dy=15mm
Maximum value of SAR (interpolated) = 0.917 mW/g

Ch9400/Zoom Scan (5x5x7)/Cube 0: Measurement grid: dx=8mm, dy=8mm, dz=5mm
Reference Value = 11.5 V/m; Power Drift = -0.015 dB
Peak SAR (extrapolated) = 1.25 W/kg
SAR(1 g) = 0.754 mW/g; SAR(10 g) = 0.452 mW/g
Maximum value of SAR (measured) = 0.821 mW/g

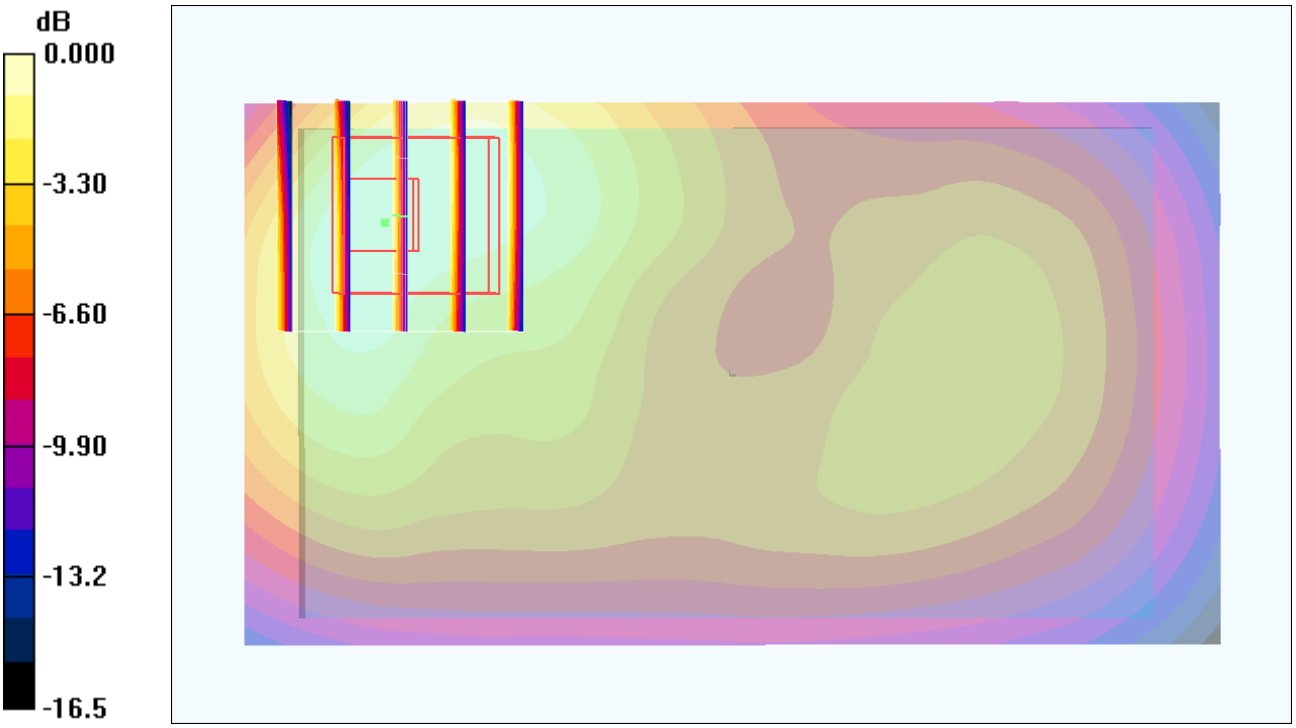

0 dB = 0.821mW/g

42 WCDMA II_RMC12.2K_Back_1cm_Ch9262_Earphone

DUT: 211239-02

Communication System: WCDMA; Frequency: 1852.4 MHz;Duty Cycle: 1:1
Medium: MSL_1900_120316 Medium parameters used: f = 1852.4 MHz; σ = 1.49 mho/m; ε_r = 52.9; ρ = 1000 kg/m^3
Ambient Temperature：22.5 ℃; Liquid Temperature：21.5 ℃

DASY4 Configuration:
- Probe: ET3DV6R - SN1788; ConvF(4.06, 4.06, 4.06); Calibrated: 2012-01-26
- Sensor-Surface: 4mm (Mechanical Surface Detection)
- Electronics: DAE4 Sn778; Calibrated: 2011-11-22
- Phantom: SAM_Right; Type: SAM; Serial: TP-1303
- Measurement SW: DASY4, V4.7 Build 80; Postprocessing SW: SEMCAD, V1.8 Build 186

Ch9262/Area Scan (51x91x1): Measurement grid: dx=15mm, dy=15mm
Maximum value of SAR (interpolated) = 1.01 mW/g

Ch9262/Zoom Scan (5x5x7)/Cube 0: Measurement grid: dx=8mm, dy=8mm, dz=5mm
Reference Value = 14.4 V/m; Power Drift = -0.006 dB
Peak SAR (extrapolated) = 1.38 W/kg
SAR(1 g) = 0.850 mW/g; SAR(10 g) = 0.504 mW/g
Maximum value of SAR (measured) = 0.923 mW/g

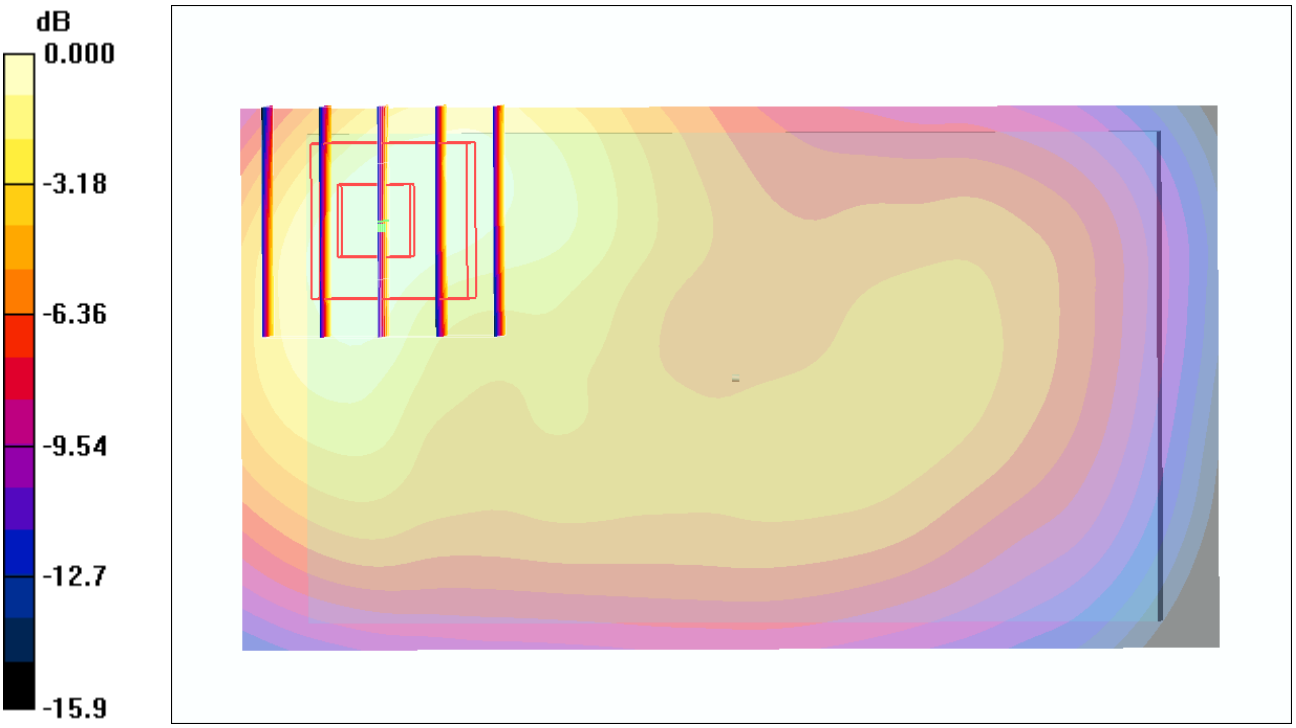

0 dB = 0.923mW/g

43 WCDMA II_RMC12.2K_Back_1cm_Ch9400_Earphone

DUT: 211239-02

Communication System: WCDMA; Frequency: 1880 MHz;Duty Cycle: 1:1
Medium: MSL_1900_120316 Medium parameters used: f = 1880 MHz; σ = 1.51 mho/m; ε_r = 52.7; ρ = 1000 kg/m^3
Ambient Temperature：22.5 ℃; Liquid Temperature：21.5 ℃

DASY4 Configuration:
- Probe: ET3DV6R - SN1788; ConvF(4.06, 4.06, 4.06); Calibrated: 2012-01-26
- Sensor-Surface: 4mm (Mechanical Surface Detection)
- Electronics: DAE4 Sn778; Calibrated: 2011-11-22
- Phantom: SAM_Right; Type: SAM; Serial: TP-1303
- Measurement SW: DASY4, V4.7 Build 80; Postprocessing SW: SEMCAD, V1.8 Build 186

Ch9400/Area Scan (51x91x1): Measurement grid: dx=15mm, dy=15mm
Maximum value of SAR (interpolated) = 0.906 mW/g

Ch9400/Zoom Scan (5x5x7)/Cube 0: Measurement grid: dx=8mm, dy=8mm, dz=5mm
Reference Value = 11.6 V/m; Power Drift = -0.041 dB
Peak SAR (extrapolated) = 1.24 W/kg
SAR(1 g) = 0.752 mW/g; SAR(10 g) = 0.449 mW/g
Maximum value of SAR (measured) = 0.817 mW/g

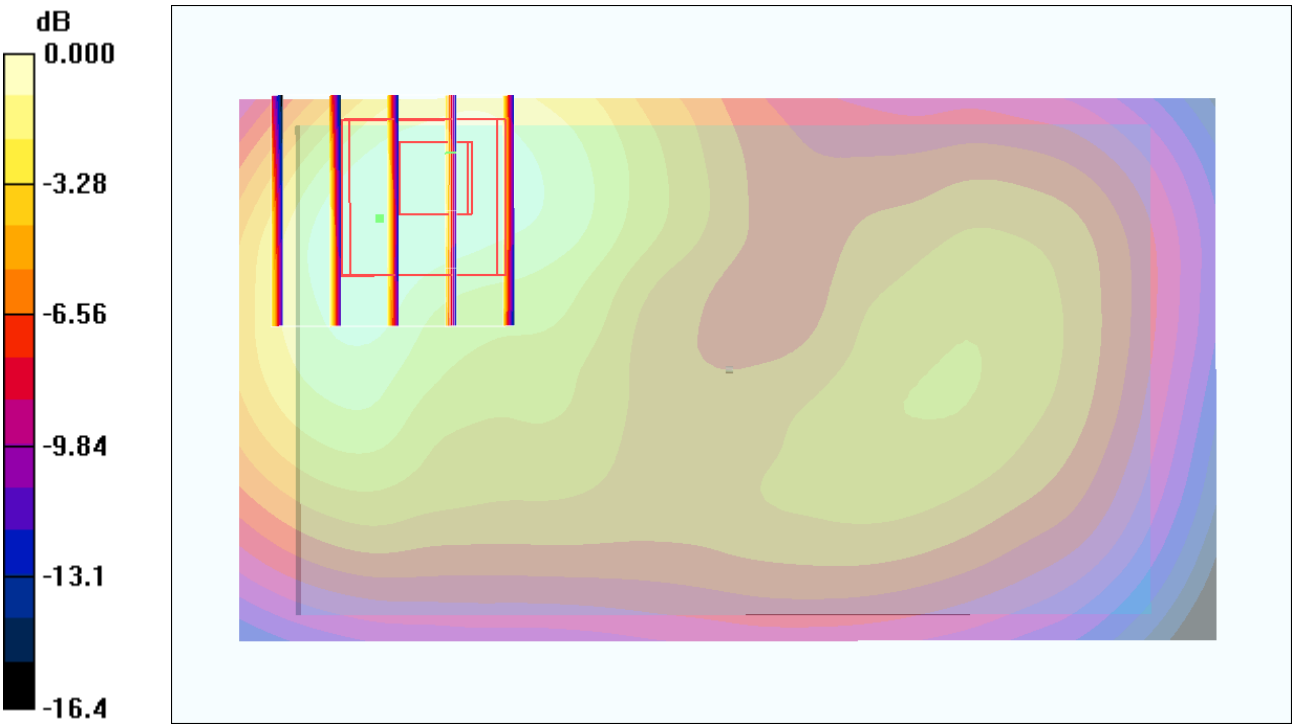

0 dB = 0.817mW/g

44 WCDMA II_RMC12.2K_Back_1cm_Ch9538_Earphone

DUT: 211239-02

Communication System: WCDMA; Frequency: 1907.6 MHz;Duty Cycle: 1:1
Medium: MSL_1900_120316 Medium parameters used: f = 1908 MHz; σ = 1.54 mho/m; ε_r = 52.6; ρ = 1000 kg/m^3
Ambient Temperature：22.5 ℃; Liquid Temperature：21.5 ℃

DASY4 Configuration:
- Probe: ET3DV6R - SN1788; ConvF(4.06, 4.06, 4.06); Calibrated: 2012-01-26
- Sensor-Surface: 4mm (Mechanical Surface Detection)
- Electronics: DAE4 Sn778; Calibrated: 2011-11-22
- Phantom: SAM_Right; Type: SAM; Serial: TP-1303
- Measurement SW: DASY4, V4.7 Build 80; Postprocessing SW: SEMCAD, V1.8 Build 186

Ch9538/Area Scan (51x91x1): Measurement grid: dx=15mm, dy=15mm
Maximum value of SAR (interpolated) = 0.981 mW/g

Ch9538/Zoom Scan (5x5x7)/Cube 0: Measurement grid: dx=8mm, dy=8mm, dz=5mm
Reference Value = 10.7 V/m; Power Drift = -0.060 dB
Peak SAR (extrapolated) = 1.35 W/kg
SAR(1 g) = 0.816 mW/g; SAR(10 g) = 0.490 mW/g
Maximum value of SAR (measured) = 0.874 mW/g

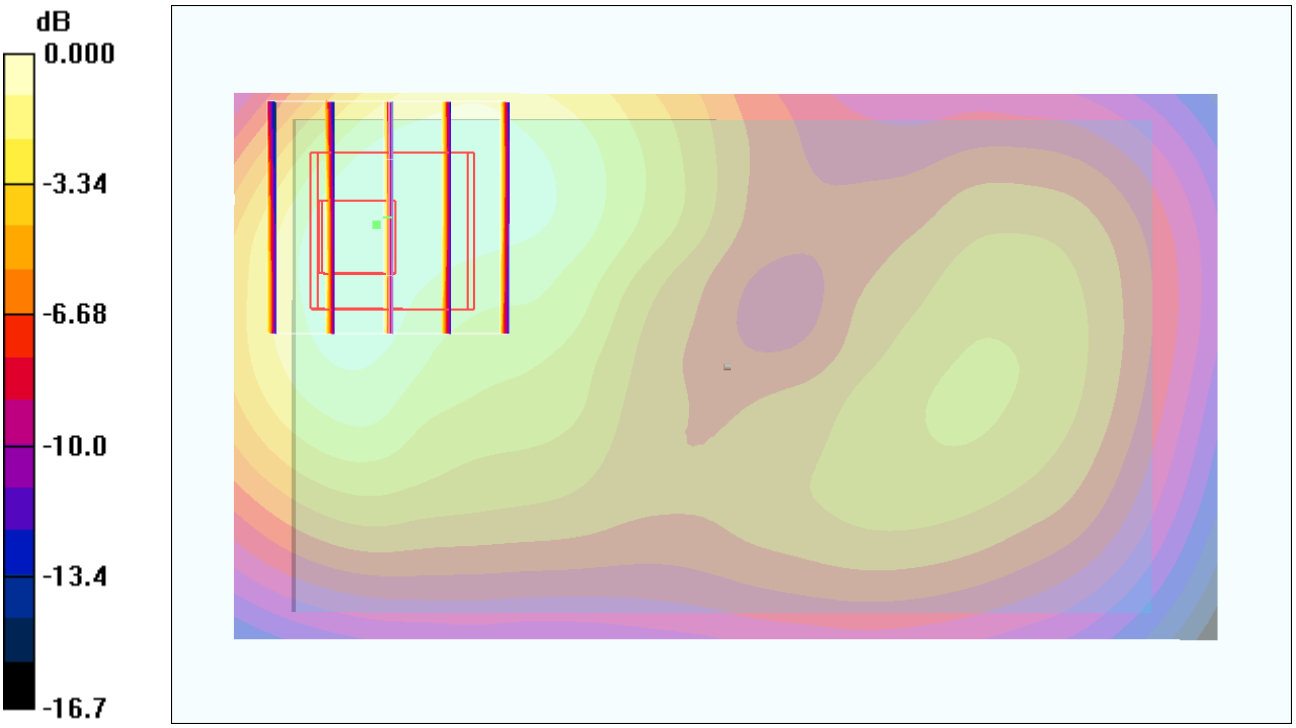

0 dB = 0.874mW/g

Test Laboratory: Sporton International Inc. SAR/HAC Testing Lab Date: 2012/3/27

65 802.11b_Front_1cm_Ch11

DUT: 211239-02

Communication System: 802.11b; Frequency: 2462 MHz;Duty Cycle: 1:1
Medium: MSL_2450_120327 Medium parameters used: f = 2462 MHz; σ = 1.981 mho/m; ε_r = 51.494; ρ = 1000 kg/m^3
Ambient Temperature：22.4 ℃； Liquid Temperature：21.4 ℃

DASY5 Configuration:
- Probe: EX3DV4 - SN3820; ConvF(7.34, 7.34, 7.34); Calibrated: 2011/12/16
- Sensor-Surface: 4mm (Mechanical Surface Detection)
- Electronics: DAE3 Sn495; Calibrated: 2011/4/28
- Phantom: SAM Right; Type: QD000P40CD; Serial: TP:1644
- Measurement SW: DASY52, Version 52.8 (0); SEMCAD X Version 14.6.4 (4989)

Ch11/Area Scan (61x91x1): Measurement grid: dx=15mm, dy=15mm
Maximum value of SAR (interpolated) = 0.045 mW/g

Ch11/Zoom Scan (5x5x7)/Cube 1: Measurement grid: dx=8mm, dy=8mm, dz=5mm
Reference Value = 3.563 V/m; Power Drift = -0.05 dB
Peak SAR (extrapolated) = 0.0810
SAR(1 g) = 0.041 mW/g; SAR(10 g) = 0.019 mW/g
Maximum value of SAR (measured) = 0.050 mW/g

Ch11/Zoom Scan (5x5x7)/Cube 0: Measurement grid: dx=8mm, dy=8mm, dz=5mm
Reference Value = 3.563 V/m; Power Drift = -0.05 dB
Peak SAR (extrapolated) = 0.1050
SAR(1 g) = 0.038 mW/g; SAR(10 g) = 0.020 mW/g
Maximum value of SAR (measured) = 0.047 mW/g

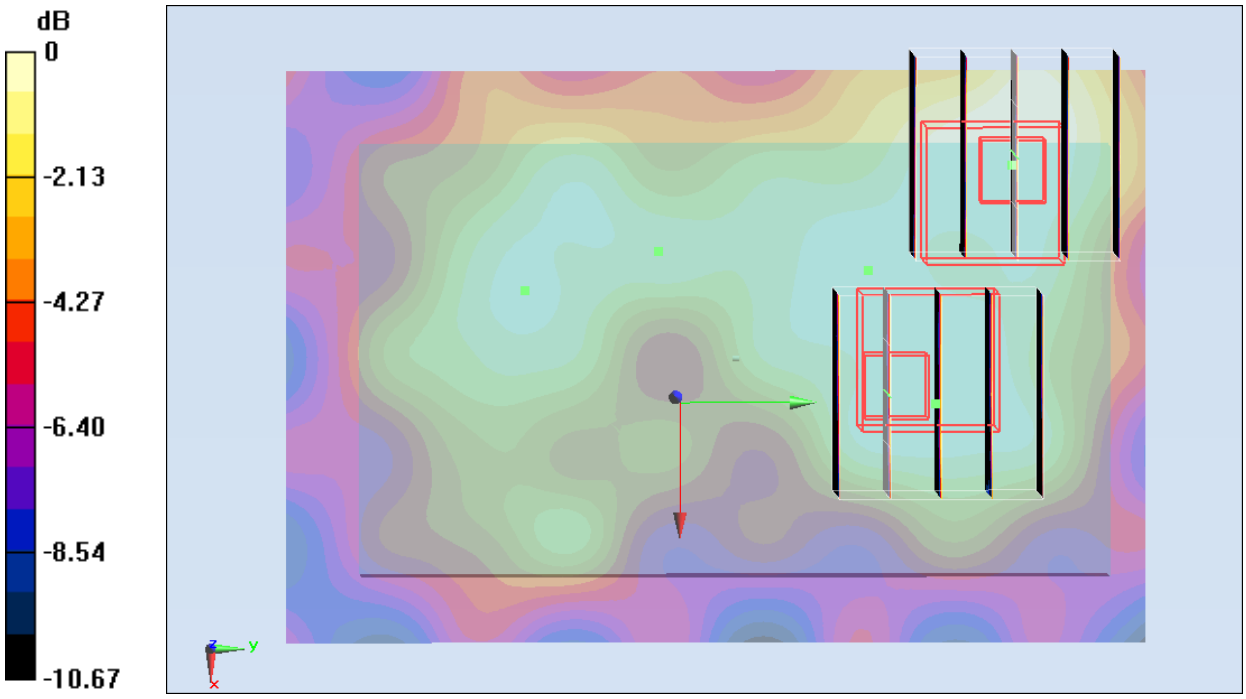

0 dB = 0.040mW/g = -27.96 dB mW/g

66 802.11b_Back_1cm_Ch11

DUT: 211239-02

Communication System: 802.11b; Frequency: 2462 MHz;Duty Cycle: 1:1
Medium: MSL_2450_120327 Medium parameters used: f = 2462 MHz; σ = 1.981 mho/m; ε_r = 51.494; ρ = 1000 kg/m^3
Ambient Temperature：22.4 ℃； Liquid Temperature：21.4 ℃

DASY5 Configuration:
- Probe: EX3DV4 - SN3820; ConvF(7.34, 7.34, 7.34); Calibrated: 2011/12/16
- Sensor-Surface: 4mm (Mechanical Surface Detection)
- Electronics: DAE3 Sn495; Calibrated: 2011/4/28
- Phantom: SAM Right; Type: QD000P40CD; Serial: TP:1644
- Measurement SW: DASY52, Version 52.8 (0); SEMCAD X Version 14.6.4 (4989)

Ch11/Area Scan (61x91x1): Measurement grid: dx=15mm, dy=15mm
Maximum value of SAR (interpolated) = 0.140 mW/g

Ch11/Zoom Scan (5x5x7)/Cube 0: Measurement grid: dx=8mm, dy=8mm, dz=5mm
Reference Value = 5.239 V/m; Power Drift = -0.07 dB
Peak SAR (extrapolated) = 0.2880
SAR(1 g) = 0.134 mW/g; SAR(10 g) = 0.064 mW/g
Maximum value of SAR (measured) = 0.149 mW/g

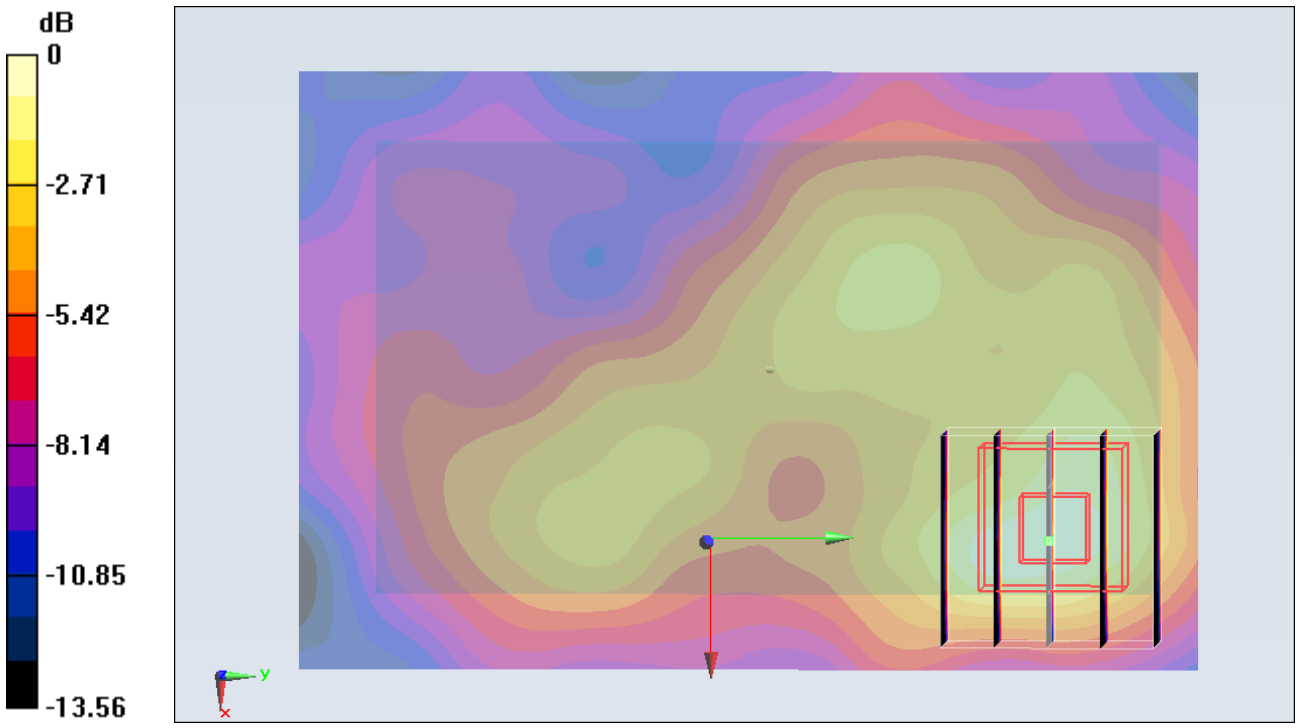

0 dB = 0.140mW/g = -17.08 dB mW/g

66 802.11b_Back_1cm_Ch11_2D

DUT: 211239-02

Communication System: 802.11b; Frequency: 2462 MHz;Duty Cycle: 1:1
Medium: MSL_2450_120327 Medium parameters used: f = 2462 MHz; σ = 1.981 mho/m; ε_r = 51.494; ρ = 1000 kg/m^3
Ambient Temperature：22.4 ℃； Liquid Temperature：21.4 ℃

DASY5 Configuration:
- Probe: EX3DV4 - SN3820; ConvF(7.34, 7.34, 7.34); Calibrated: 2011/12/16
- Sensor-Surface: 4mm (Mechanical Surface Detection)
- Electronics: DAE3 Sn495; Calibrated: 2011/4/28
- Phantom: SAM Right; Type: QD000P40CD; Serial: TP:1644
- Measurement SW: DASY52, Version 52.8 (0); SEMCAD X Version 14.6.4 (4989)

Ch11/Area Scan (61x91x1): Measurement grid: dx=15mm, dy=15mm
Maximum value of SAR (interpolated) = 0.140 mW/g

Ch11/Zoom Scan (5x5x7)/Cube 0: Measurement grid: dx=8mm, dy=8mm, dz=5mm
Reference Value = 5.239 V/m; Power Drift = -0.07 dB
Peak SAR (extrapolated) = 0.2880
SAR(1 g) = 0.134 mW/g; SAR(10 g) = 0.064 mW/g
Maximum value of SAR (measured) = 0.149 mW/g

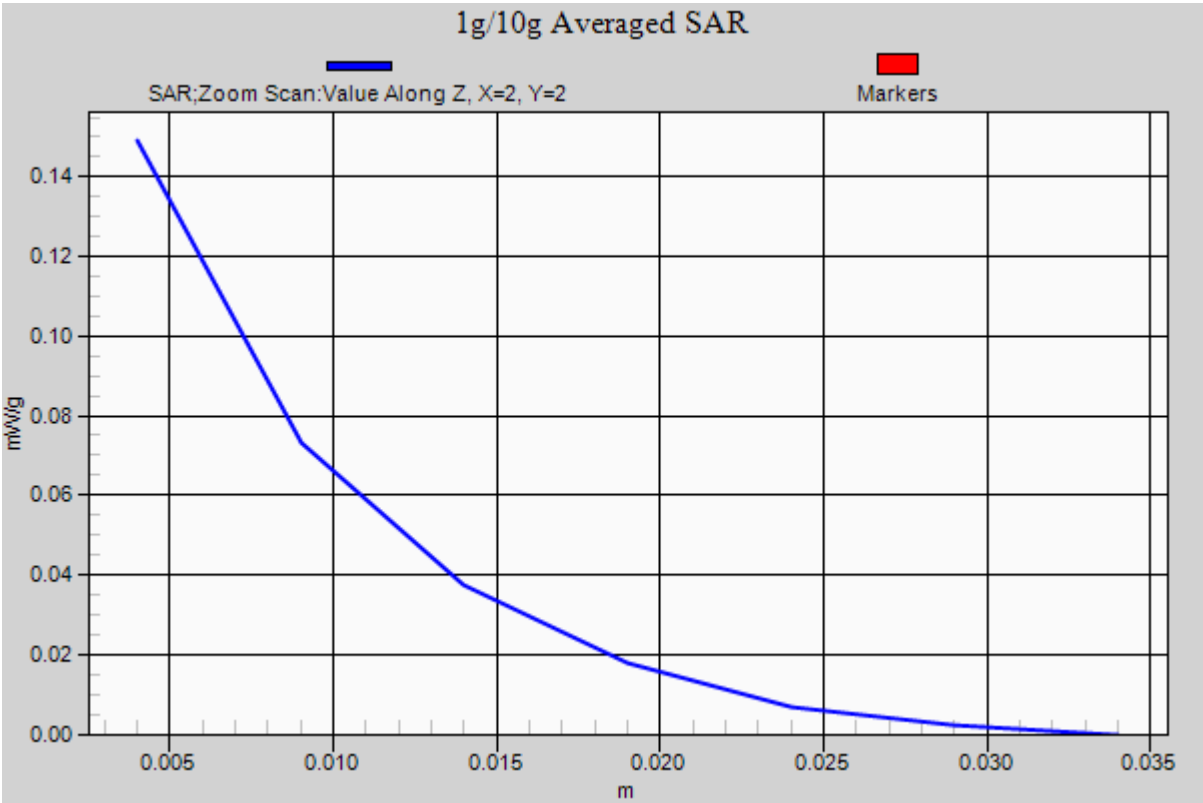

67 802.11b_Left Side_1cm_Ch11

DUT: 211239-02

Communication System: 802.11b; Frequency: 2462 MHz;Duty Cycle: 1:1
Medium: MSL_2450_120327 Medium parameters used: f = 2462 MHz; σ = 1.981 mho/m; ε_r = 51.494; ρ = 1000 kg/m^3
Ambient Temperature：22.4 ℃； Liquid Temperature：21.4 ℃

DASY5 Configuration:
- Probe: EX3DV4 - SN3820; ConvF(7.34, 7.34, 7.34); Calibrated: 2011/12/16
- Sensor-Surface: 4mm (Mechanical Surface Detection)
- Electronics: DAE3 Sn495; Calibrated: 2011/4/28
- Phantom: SAM Right; Type: QD000P40CD; Serial: TP:1644
- Measurement SW: DASY52, Version 52.8 (0); SEMCAD X Version 14.6.4 (4989)

Ch11/Area Scan (31x91x1): Measurement grid: dx=15mm, dy=15mm
Maximum value of SAR (interpolated) = 0.111 mW/g

Ch11/Zoom Scan (5x5x7)/Cube 0: Measurement grid: dx=8mm, dy=8mm, dz=5mm
Reference Value = 4.617 V/m; Power Drift = -0.09 dB
Peak SAR (extrapolated) = 0.1850
SAR(1 g) = 0.097 mW/g; SAR(10 g) = 0.047 mW/g
Maximum value of SAR (measured) = 0.115 mW/g

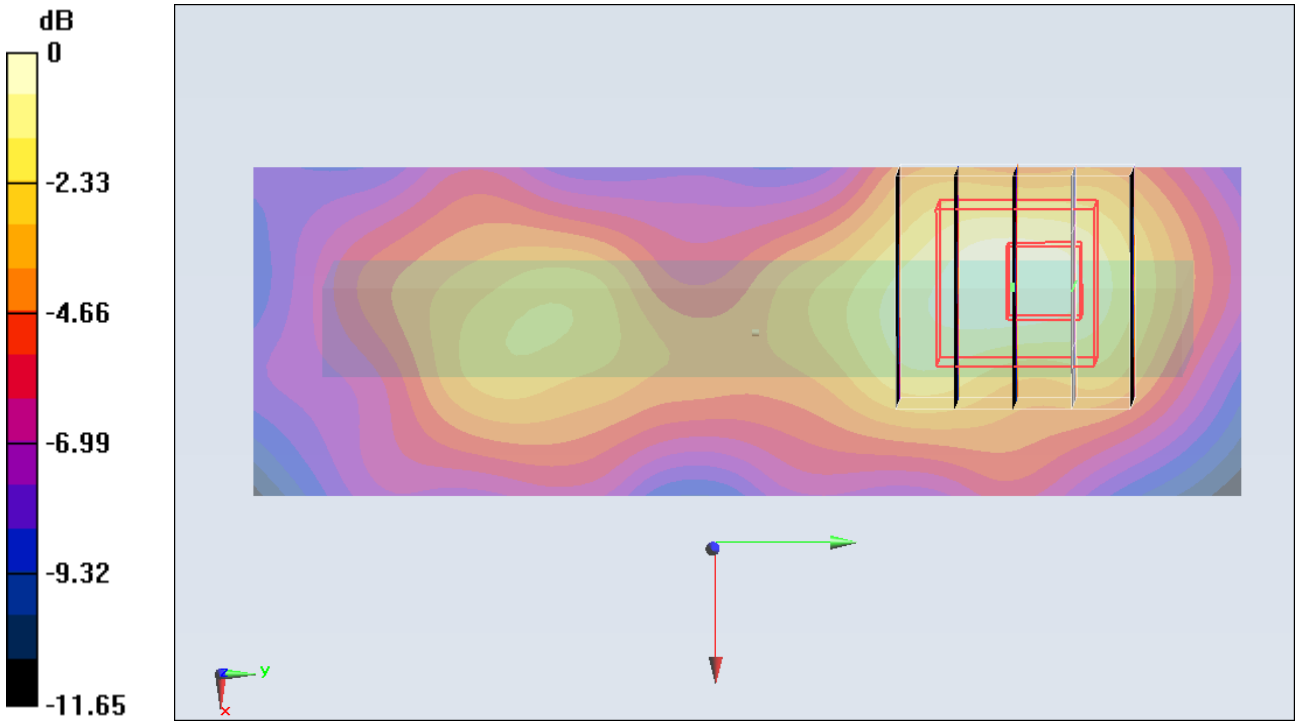

0 dB = 0.110mW/g = -19.17 dB mW/g

Test Laboratory: Sporton International Inc. SAR/HAC Testing Lab Date: 2012/3/27

69 802.11b_Top Side_1cm_Ch11

DUT: 211239-02

Communication System: 802.11b; Frequency: 2462 MHz;Duty Cycle: 1:1
Medium: MSL_2450_120327 Medium parameters used: f = 2462 MHz; σ = 1.981 mho/m; ε_r = 51.494; ρ = 1000 kg/m^3
Ambient Temperature：22.4 ℃； Liquid Temperature：21.4 ℃

DASY5 Configuration:
- Probe: EX3DV4 - SN3820; ConvF(7.34, 7.34, 7.34); Calibrated: 2011/12/16
- Sensor-Surface: 4mm (Mechanical Surface Detection)
- Electronics: DAE3 Sn495; Calibrated: 2011/4/28
- Phantom: SAM Right; Type: QD000P40CD; Serial: TP:1644
- Measurement SW: DASY52, Version 52.8 (0); SEMCAD X Version 14.6.4 (4989)

Ch11/Area Scan (41x61x1): Measurement grid: dx=15mm, dy=15mm
Maximum value of SAR (interpolated) = 0.041 mW/g

Ch11/Zoom Scan (5x5x7)/Cube 0: Measurement grid: dx=8mm, dy=8mm, dz=5mm
Reference Value = 3.537 V/m; Power Drift = -0.12 dB
Peak SAR (extrapolated) = 0.0750
SAR(1 g) = 0.028 mW/g; SAR(10 g) = 0.013 mW/g
Maximum value of SAR (measured) = 0.040 mW/g

Ch11/Zoom Scan (5x5x7)/Cube 1: Measurement grid: dx=8mm, dy=8mm, dz=5mm
Reference Value = 3.537 V/m; Power Drift = -0.12 dB
Peak SAR (extrapolated) = 0.0350
SAR(1 g) = 0.023 mW/g; SAR(10 g) = 0.011 mW/g
Maximum value of SAR (measured) = 0.032 mW/g



0 dB = 0.040mW/g = -27.96 dB mW/g

Test Laboratory: Sporton International Inc. SAR/HAC Testing Lab Date: 2012/3/27

65 802.11b_Front_1cm_Ch11

DUT: 211239-02

Communication System: 802.11b; Frequency: 2462 MHz;Duty Cycle: 1:1
Medium: MSL_2450_120327 Medium parameters used: f = 2462 MHz; σ = 1.981 mho/m; ε_r = 51.494; ρ = 1000 kg/m^3
Ambient Temperature：22.4 ℃； Liquid Temperature：21.4 ℃

DASY5 Configuration:
- Probe: EX3DV4 - SN3820; ConvF(7.34, 7.34, 7.34); Calibrated: 2011/12/16
- Sensor-Surface: 4mm (Mechanical Surface Detection)
- Electronics: DAE3 Sn495; Calibrated: 2011/4/28
- Phantom: SAM Right; Type: QD000P40CD; Serial: TP:1644
- Measurement SW: DASY52, Version 52.8 (0); SEMCAD X Version 14.6.4 (4989)

Ch11/Area Scan (61x91x1): Measurement grid: dx=15mm, dy=15mm
Maximum value of SAR (interpolated) = 0.045 mW/g

Ch11/Zoom Scan (5x5x7)/Cube 1: Measurement grid: dx=8mm, dy=8mm, dz=5mm
Reference Value = 3.563 V/m; Power Drift = -0.05 dB
Peak SAR (extrapolated) = 0.0810
SAR(1 g) = 0.041 mW/g; SAR(10 g) = 0.019 mW/g
Maximum value of SAR (measured) = 0.050 mW/g

Ch11/Zoom Scan (5x5x7)/Cube 0: Measurement grid: dx=8mm, dy=8mm, dz=5mm
Reference Value = 3.563 V/m; Power Drift = -0.05 dB
Peak SAR (extrapolated) = 0.1050
SAR(1 g) = 0.038 mW/g; SAR(10 g) = 0.020 mW/g
Maximum value of SAR (measured) = 0.047 mW/g

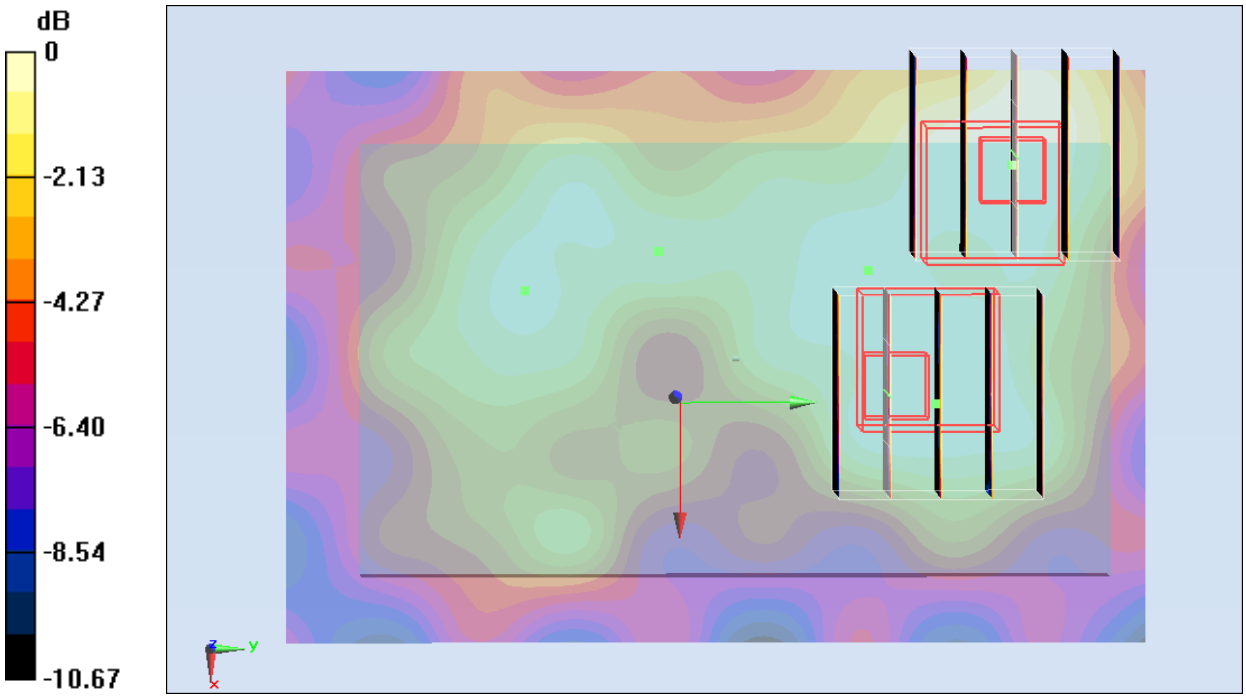

0 dB = 0.040mW/g = -27.96 dB mW/g

66 802.11b_Back_1cm_Ch11

DUT: 211239-02

Communication System: 802.11b; Frequency: 2462 MHz;Duty Cycle: 1:1
Medium: MSL_2450_120327 Medium parameters used: f = 2462 MHz; σ = 1.981 mho/m; ε_r = 51.494; ρ = 1000 kg/m^3
Ambient Temperature：22.4 ℃； Liquid Temperature：21.4 ℃

DASY5 Configuration:
- Probe: EX3DV4 - SN3820; ConvF(7.34, 7.34, 7.34); Calibrated: 2011/12/16
- Sensor-Surface: 4mm (Mechanical Surface Detection)
- Electronics: DAE3 Sn495; Calibrated: 2011/4/28
- Phantom: SAM Right; Type: QD000P40CD; Serial: TP:1644
- Measurement SW: DASY52, Version 52.8 (0); SEMCAD X Version 14.6.4 (4989)

Ch11/Area Scan (61x91x1): Measurement grid: dx=15mm, dy=15mm
Maximum value of SAR (interpolated) = 0.140 mW/g

Ch11/Zoom Scan (5x5x7)/Cube 0: Measurement grid: dx=8mm, dy=8mm, dz=5mm
Reference Value = 5.239 V/m; Power Drift = -0.07 dB
Peak SAR (extrapolated) = 0.2880
SAR(1 g) = 0.134 mW/g; SAR(10 g) = 0.064 mW/g
Maximum value of SAR (measured) = 0.149 mW/g

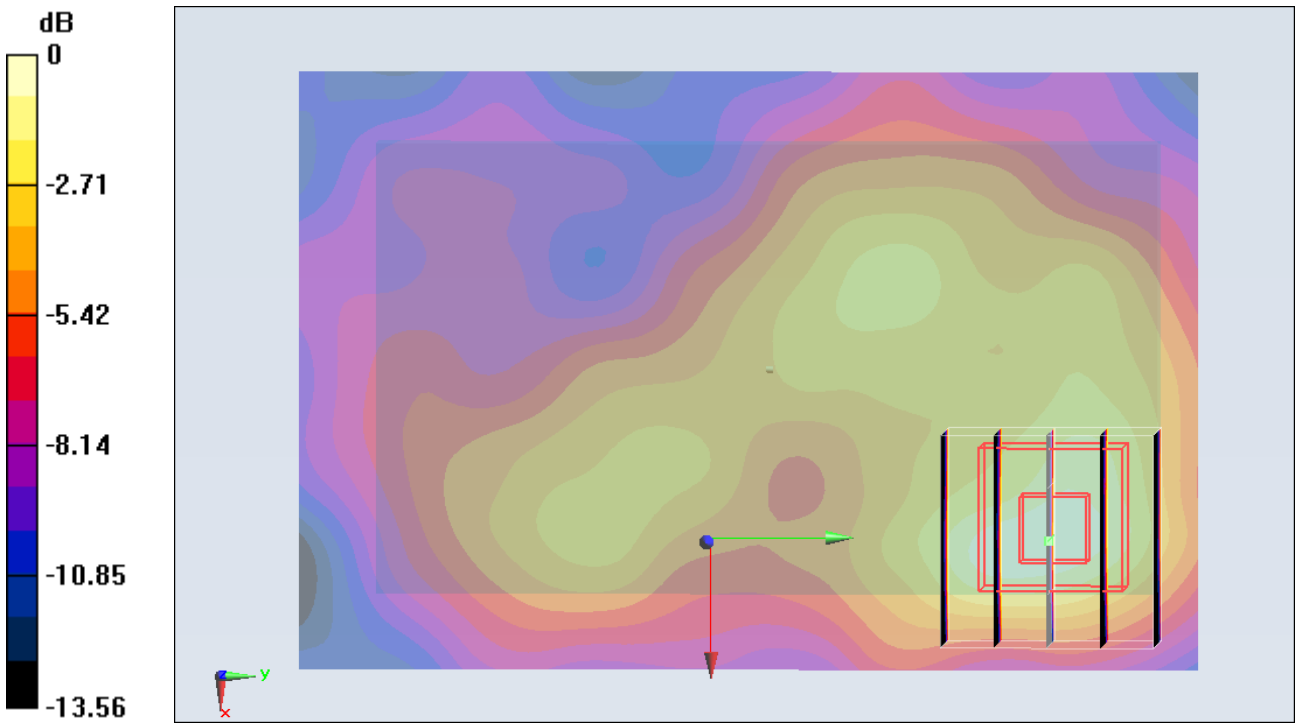

0 dB = 0.140mW/g = -17.08 dB mW/g

Test Laboratory: Sporton International Inc. SAR/HAC Testing Lab Date: 2012/3/27

71 802.11b_Back_1cm_Ch11_Earphone

DUT: 211239-02

Communication System: 802.11b; Frequency: 2462 MHz;Duty Cycle: 1:1
Medium: MSL_2450_120327 Medium parameters used: f = 2462 MHz; σ = 1.981 mho/m; ε_r = 51.494; ρ = 1000 kg/m^3
Ambient Temperature：22.4 ℃； Liquid Temperature：21.4 ℃

DASY5 Configuration:
- Probe: EX3DV4 - SN3820; ConvF(7.34, 7.34, 7.34); Calibrated: 2011/12/16
- Sensor-Surface: 4mm (Mechanical Surface Detection)
- Electronics: DAE3 Sn495; Calibrated: 2011/4/28
- Phantom: SAM Right; Type: QD000P40CD; Serial: TP:1644
- Measurement SW: DASY52, Version 52.8 (0); SEMCAD X Version 14.6.4 (4989)

Ch11/Area Scan (61x91x1): Measurement grid: dx=15mm, dy=15mm
Maximum value of SAR (interpolated) = 0.135 mW/g

Ch11/Zoom Scan (5x5x7)/Cube 0: Measurement grid: dx=8mm, dy=8mm, dz=5mm
Reference Value = 5.175 V/m; Power Drift = -0.04 dB
Peak SAR (extrapolated) = 0.2430
SAR(1 g) = 0.118 mW/g; SAR(10 g) = 0.056 mW/g
Maximum value of SAR (measured) = 0.128 mW/g

Ch11/Zoom Scan (5x5x7)/Cube 1: Measurement grid: dx=8mm, dy=8mm, dz=5mm
Reference Value = 5.175 V/m; Power Drift = -0.04 dB
Peak SAR (extrapolated) = 0.1770
SAR(1 g) = 0.093 mW/g; SAR(10 g) = 0.049 mW/g
Maximum value of SAR (measured) = 0.103 mW/g

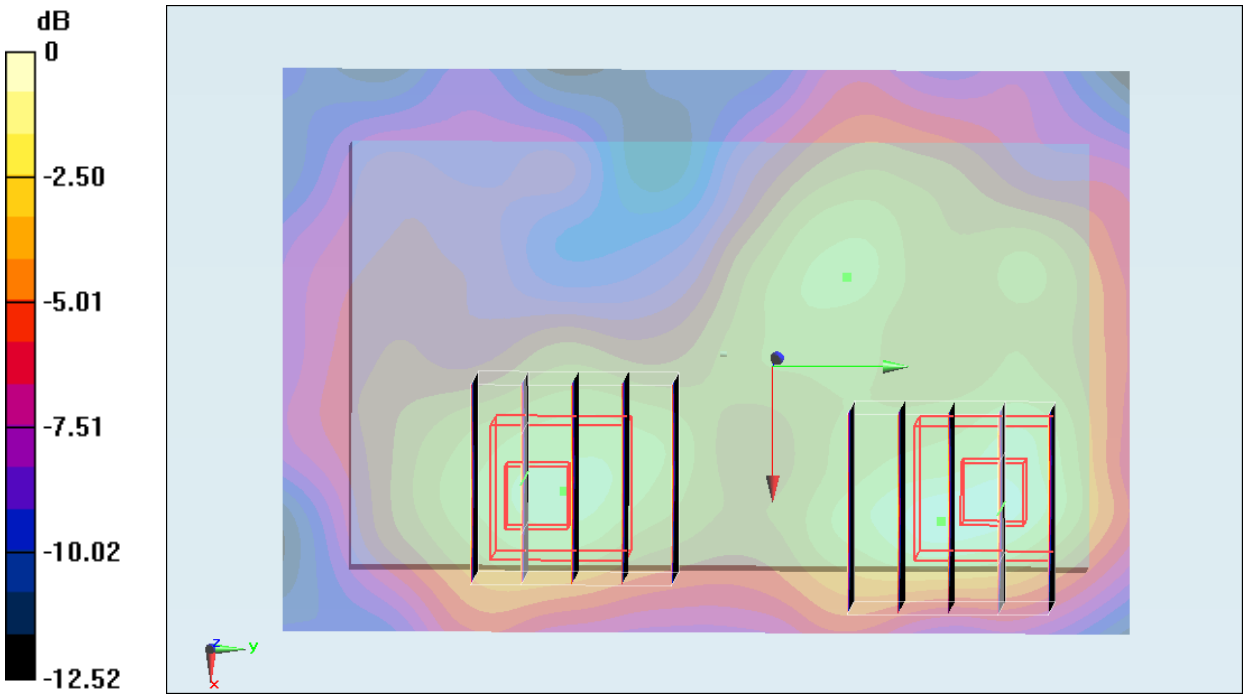

0 dB = 0.140mW/g = -17.08 dB mW/g