Appendix 1

SAR Distribution Plots for Test System Verification

System Accuracy Verification Measurements for Head SAR Measurements

Date/Time: 4/26/2013 7:14:15 AM

Test Lab: Motorola Mobility - CW System Verification for HEAD SAR using Dipoles

DUT Serial: D835V2 - SN:422tr;

DASY Configuration:

- Probe: ES3DV3 - SN3180; ConvF(6.23,6.23,6.23); Calibrated: 2/11/2013;
- Sensor-Surface: 4 mm (Mechanical Surface Detection)
- Electronics: DAE4 Sn656; Calibrated: 2/7/2013
- Phantom: R#1 - Sugar SAM (extended range), Rev.2 (24-Feb-12); Type: SAM v4.0; Serial: TP-1156
- DASY52 52.8.5(1059); SEMCAD X Version 14.6.8 (7028)

Communication System: CW for HEAD SAR Dipoles; Frequency: 835.0 MHz; Duty Cycle: 1:1.000

Medium Parameters used: f=835 MHz; σ = 0.9241; ε_r = 41.25 mho/m; ρ = 1.000 kg/m^3

<2 GHz, SAM Daily SPC Check/fastSAR, Dipole Area Scan (41x141x1):
Interpolated grid: dx=1.000 mm, dy=1.500 mm
Fast SAR: SAR(1g) = 1.86 W/kg; SAR(10g) = 1.24 W/kg

<2 GHz, SAM Daily SPC Check/CUBE SAR, 5x5x7 (21x21x36)/Cube 0:
Interpolated grid: dx=1.600 mm, dy=1.600 mm, dz=1.000 mm
Reference Value = 47.630 V/m, Power Drift = -0.017 dB
Averaged SAR: SAR(1g) = 1.85 W/kg; SAR(10g) = 1.22 W/kg

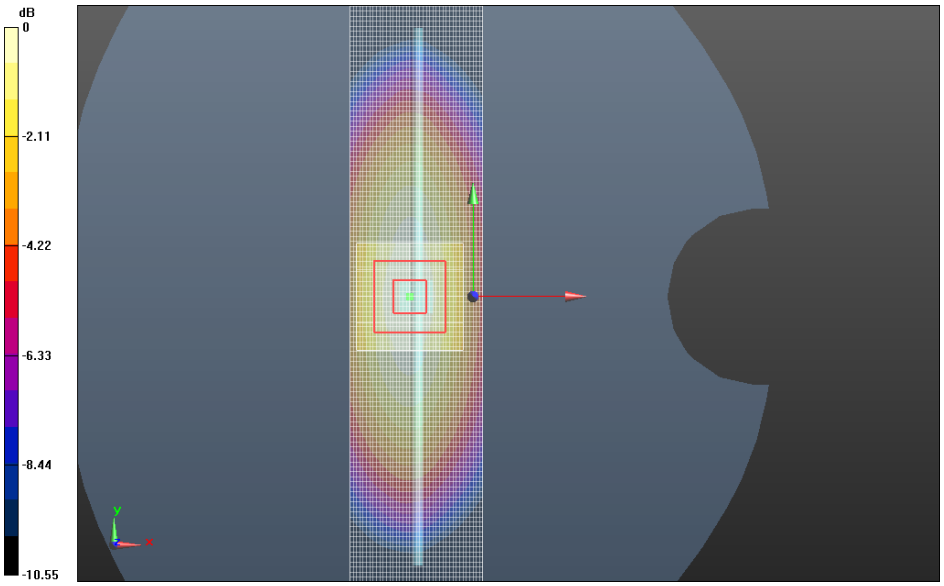

<2 GHz, SAM Daily SPC Check

Date/Time: 4/26/2013 9:07:25 AM

Test Lab: Motorola Mobility - CW System Verification for HEAD SAR using Dipoles

DUT Serial: D1800V2 - SN:259tr

DASY Configuration:

- Probe: ES3DV3 - SN3180; ConvF(5.01,5.01,5.01); Calibrated: 2/11/2013;
- Sensor-Surface: 4 mm (Mechanical Surface Detection)
- Electronics: DAE4 Sn656; Calibrated: 2/7/2013
- Phantom: R#-1, Triple Flat Phantom 5.1C (Rev.4); Type: QD 000 P51 CA; Serial: n/a
- DASY52 52.8.5(1059); SEMCAD X Version 14.6.8 (7028)

Communication System: CW; Frequency: 1800 MHz; Duty Cycle: 1:1.000

Medium Parameters used: f=1800 MHz; σ = 1.371; ε_r = 38.30 mho/m; ρ = 1.000 kg/m^3

< 2GHz, Daily SPC Check/fastSAR, Dipole Area Scan (41x141x1):
Interpolated grid: dx=1.000 mm, dy=1.500 mm
Fast SAR: SAR(1g) = 7.75 W/kg; SAR(10g) = 4.18 W/kg

< 2GHz, Daily SPC Check/CUBE SAR, 5x5x7 (21x21x36)/Cube 0:
Interpolated grid: dx=1.600 mm, dy=1.600 mm, dz=1.000 mm
Reference Value = 78.336 V/m, Power Drift = -0.040 dB
Averaged SAR: SAR(1g) = 7.65 W/kg; SAR(10g) = 4.04 W/kg



< 2GHz, Daily SPC Check

Date/Time: 4/26/2013 8:03:57 AM

Test Lab: Motorola Mobility - CW System Verification for HEAD SAR using Dipoles

DUT Serial: D835V2 - SN:436tr

DASY Configuration:

- Probe: ES3DV3 - SN3124; ConvF(6.01,6.01,6.01); Calibrated: 8/20/2012;
- Sensor-Surface: 4 mm (Mechanical Surface Detection)
- Electronics: DAE4 Sn376; Calibrated: 9/3/2012
- Phantom: R#2 Sugar SAM (extended range), Rev.2 (24-Feb-12); Type: SAM v4.0; Serial: TP-1235
- DASY52 52.8.5(1059); SEMCAD X Version 14.6.8 (7028)

Communication System: CW for HEAD SAR Dipoles; Frequency: 835.0 MHz; Duty Cycle: 1:1.000

Medium Parameters used: f=835 MHz; σ = 0.9179; ε_r = 41.19 mho/m; ρ = 1.000 kg/m^3

<2 GHz, SAM Daily SPC Check/fastSAR, Dipole Area Scan (41x141x1):
Interpolated grid: dx=1.000 mm, dy=1.500 mm
Fast SAR: SAR(1g) = 1.97 W/kg; SAR(10g) = 1.31 W/kg

<2 GHz, SAM Daily SPC Check/CUBE SAR, 5x5x7 (21x21x36)/Cube 0:
Interpolated grid: dx=1.600 mm, dy=1.600 mm, dz=1.000 mm
Reference Value = 49.152 V/m, Power Drift = 0.00944 dB
Averaged SAR: SAR(1g) = 1.96 W/kg; SAR(10g) = 1.29 W/kg

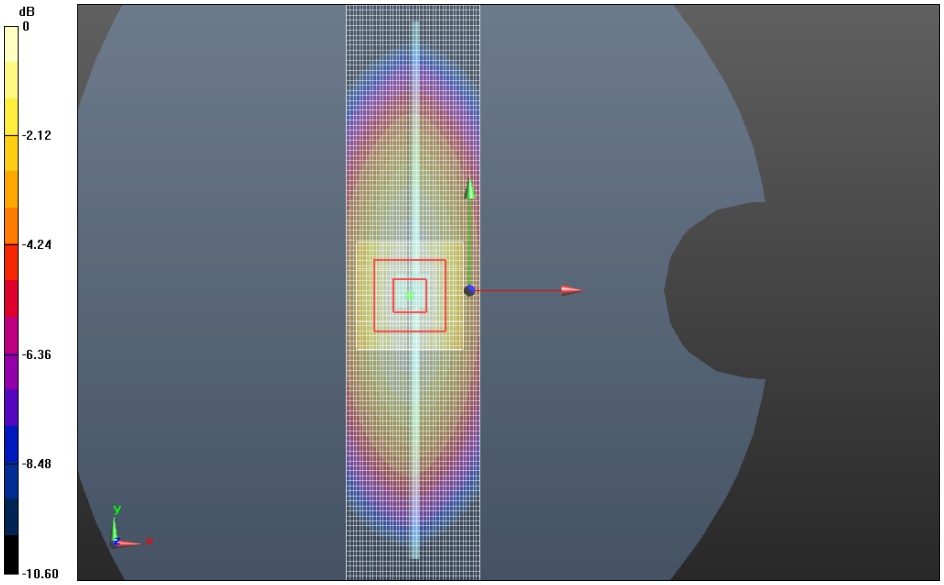

<2 GHz, SAM Daily SPC Check

Date/Time: 4/26/2013 7:01:18 AM

Test Lab: Motorola Mobility - CW System Verification for HEAD SAR using Dipoles

DUT Serial: D1800V2 - SN:2d190

DASY Configuration:

- Probe: ES3DV3 - SN3124; ConvF(5.07,5.07,5.07); Calibrated: 8/20/2012;
- Sensor-Surface: 4 mm (Mechanical Surface Detection)
- Electronics: DAE4 Sn376; Calibrated: 9/3/2012
- Phantom: R#2 Triple Flat Phantom 5.1C (Rev.4); Type: QD 000 P51 CA; Serial: n/a
- DASY52 52.8.5(1059); SEMCAD X Version 14.6.8 (7028)

Communication System: CW for HEAD SAR Dipoles; Frequency: 1800 MHz; Duty Cycle: 1:1.000

Medium Parameters used: f=1800 MHz; σ = 1.371; ε_r = 38.30 mho/m; ρ = 1.000 kg/m^3

< 2GHz, Daily SPC Check/fastSAR, Dipole Area Scan (41x141x1):
Interpolated grid: dx=1.000 mm, dy=1.500 mm
Fast SAR: SAR(1g) = 7.70 W/kg; SAR(10g) = 4.17 W/kg

< 2GHz, Daily SPC Check/CUBE SAR, 5x5x7 (21x21x36)/Cube 0:
Interpolated grid: dx=1.600 mm, dy=1.600 mm, dz=1.000 mm
Reference Value = 79.415 V/m, Power Drift = 0.025 dB
Averaged SAR: SAR(1g) = 7.61 W/kg; SAR(10g) = 4.03 W/kg



< 2GHz, Daily SPC Check

Date/Time: 3/21/2013 4:12:13 PM

Test Lab: Motorola Mobility - CW System Verification for HEAD SAR using Dipoles

DUT Serial: D2450V2 - SN:863

DASY Configuration:

- Probe: EX3DV4 - SN3730; ConvF(6.9,6.9,6.9); Calibrated: 8/24/2012;
- Sensor-Surface: 4 mm (Mechanical Surface Detection)
- Electronics: DAE4 Sn699; Calibrated: 9/12/2012
- Phantom: R#3, 2450 WiFi SAM (extended range), Rev.2 (24-Feb-12); Type: SAM v4.0; Serial: TP-1153
- DASY52 52.8.5(1059); SEMCAD X Version 14.6.8 (7028)

Communication System: CW for HEAD SAR Dipoles; Frequency: 2450 MHz; Duty Cycle: 1:1.000

Medium Parameters used: f=2450 MHz; σ = 1.813; ε_r = 37.16 mho/m; ρ = 1.000 kg/m^3

Daily SPC Check/fastSAR, Dipole Area Scan (41x141x1):
Interpolated grid: dx=1.000 mm, dy=1.500 mm
Fast SAR: SAR(1g) = 5.81 W/kg; SAR(10g) = 2.73 W/kg

Daily SPC Check/CUBE SAR, 5x5x7 (21x21x36)/Cube 0:
Interpolated grid: dx=1.600 mm, dy=1.600 mm, dz=1.000 mm
Reference Value = 59.838 V/m, Power Drift = -0.061 dB
Averaged SAR: SAR(1g) = 5.64 W/kg; SAR(10g) = 2.60 W/kg

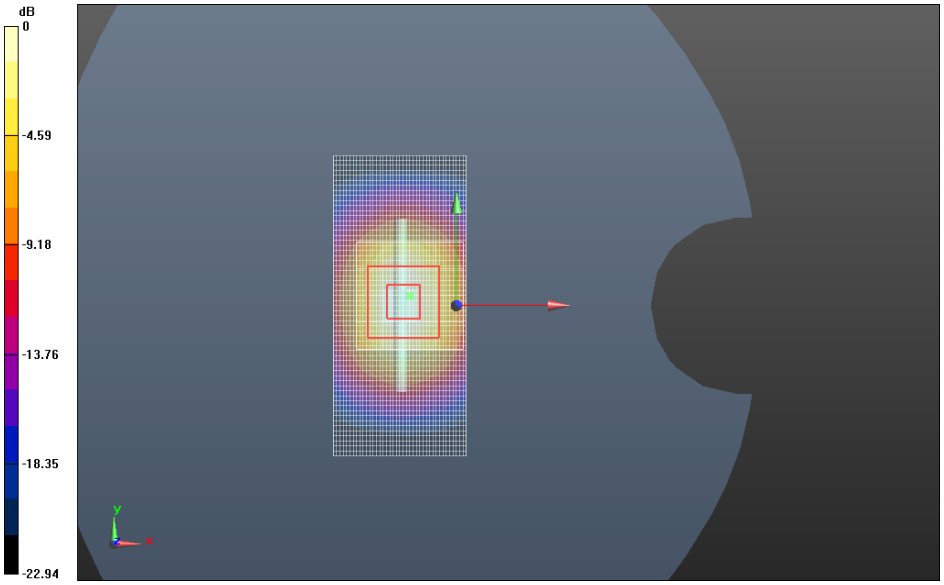

Daily SPC Check

Date/Time: 3/29/2013 12:44:02 PM

Test Lab: Motorola Mobility - CW System Verification for HEAD SAR using Dipoles

DUT Serial: D5GHzV2 - SN:1088

DASY Configuration:

- Probe: EX3DV4 - SN3730; ConvF(4.9,4.9,4.9); Calibrated: 8/24/2012;
- Sensor-Surface: 2 mm (Mechanical Surface Detection)
- Electronics: DAE4 Sn784; Calibrated: 3/6/2013
- Phantom: R#3, 5GHz SAM, REV.2 (13nov12); Type: SAM; Serial: TP-1106
- DASY52 52.8.5(1059); SEMCAD X Version 14.6.8 (7028)

Communication System: CW for HEAD SAR Dipoles; Frequency: 5200 MHz; Duty Cycle: 1:1.000

Medium Parameters used: f=5200 MHz; σ = 4.707; ε_r = 34.83 mho/m; ρ = 1.000 kg/m^3

Daily SPC Check/fastSAR, Dipole Area Scan (41x211x1):
Interpolated grid: dx=1.000 mm, dy=1.000 mm
Fast SAR: SAR(1g) = 7.67 W/kg; SAR(10g) = 2.10 W/kg

Daily SPC Check/CUBE SAR, 7x7x12 (31x31x31)/Cube 0:
Interpolated grid: dx=0.800 mm, dy=0.800 mm, dz=0.400 mm
Reference Value = 63.229 V/m, Power Drift = -0.025 dB
Averaged SAR: SAR(1g) = 7.85 W/kg; SAR(10g) = 2.22 W/kg

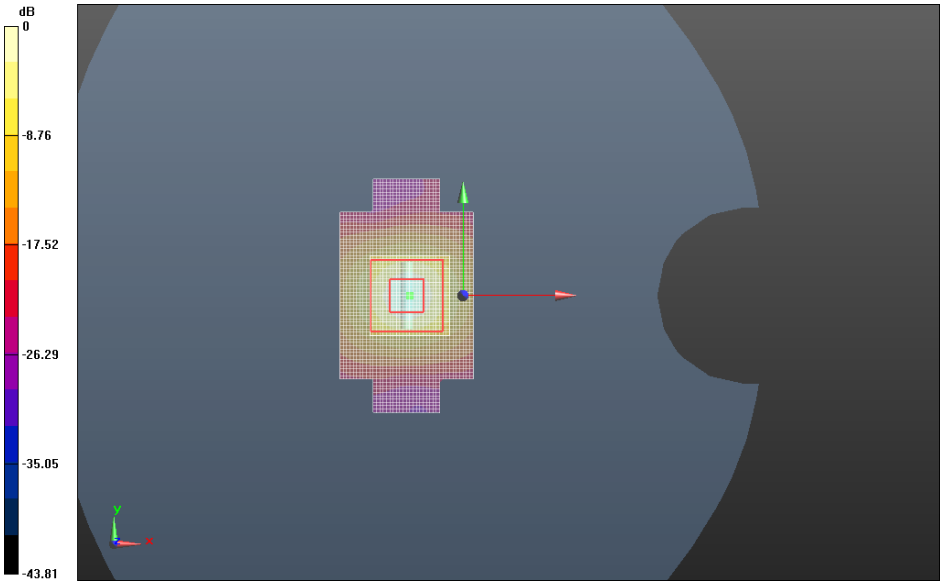

Daily SPC Check

Date/Time: 3/27/2013 6:57:58 PM

Test Lab: Motorola Mobility - CW System Verification for HEAD SAR using Dipoles

DUT Serial: D5GHzV2 - SN:1088

DASY Configuration:

- Probe: EX3DV4 - SN3730; ConvF(4.24,4.24,4.24); Calibrated: 8/24/2012;
- Sensor-Surface: 2 mm (Mechanical Surface Detection)
- Electronics: DAE4 Sn699; Calibrated: 9/12/2012
- Phantom: R#3, 5GHz SAM, REV.2 (13nov12); Type: SAM; Serial: TP-1106
- DASY52 52.8.5(1059); SEMCAD X Version 14.6.8 (7028)

Communication System: CW for HEAD SAR Dipoles; Frequency: 5800 MHz; Duty Cycle: 1:1.000

Medium Parameters used: f=5800 MHz; σ = 5.346; ε_r = 33.00 mho/m; ρ = 1.000 kg/m^3

Daily SPC Check/fastSAR, Dipole Area Scan (41x211x1):
Interpolated grid: dx=1.000 mm, dy=1.000 mm
Fast SAR: SAR(1g) = 7.91 W/kg; SAR(10g) = 2.17 W/kg

Daily SPC Check/CUBE SAR, 7x7x12 (31x31x31)/Cube 0:
Interpolated grid: dx=0.800 mm, dy=0.800 mm, dz=0.400 mm
Reference Value = 61.064 V/m, Power Drift = -0.014 dB
Averaged SAR: SAR(1g) = 8.26 W/kg; SAR(10g) = 2.31 W/kg

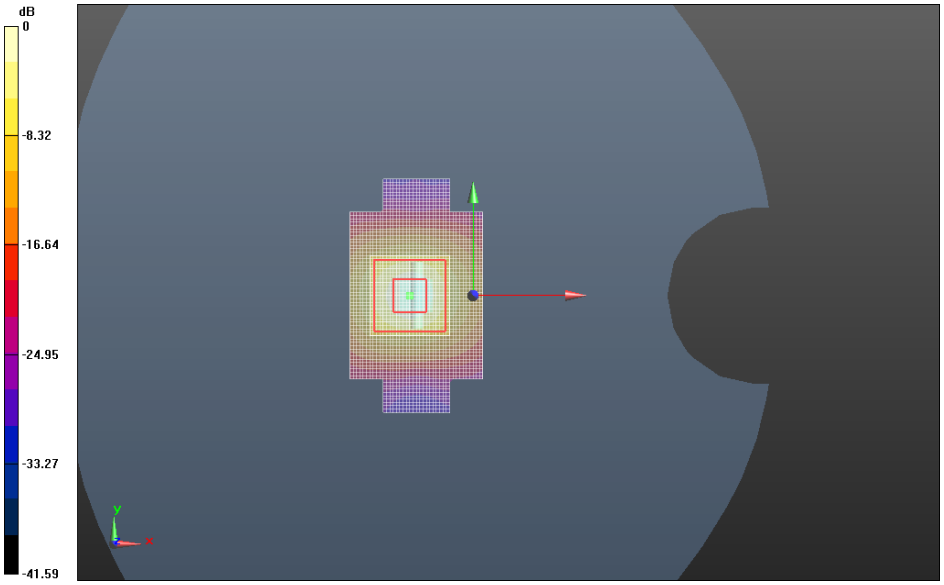

Daily SPC Check

System Accuracy Verification Measurements for Body SAR Measurements

Date/Time: 4/27/2013 10:45:46 PM

Test Lab: Motorola Mobility - CW System Verification for BODY SAR using Dipoles

DUT Serial: D835V2 - SN:422tr

DASY Configuration:

- Probe: ES3DV3 - SN3180; ConvF(6.05,6.05,6.05); Calibrated: 2/11/2013;
- Sensor-Surface: 4 mm (Mechanical Surface Detection)
- Electronics: DAE4 Sn656; Calibrated: 2/7/2013
- Phantom: R#-1, Triple Flat Phantom 5.1C (Rev.4); Type: QD 000 P51 CA; Serial: n/a
- DASY52 52.8.5(1059); SEMCAD X Version 14.6.8 (7028)

Communication System: CW for BODY SAR Dipoles; Frequency: 835.0 MHz; Duty Cycle: 1:1.000

Medium Parameters used: f=835 MHz; σ = 0.9856; ε_r = 52.82 mho/m; ρ = 1.000 kg/m^3

< 2GHz, Daily SPC Check/fastSAR, Dipole Area Scan (41x141x1):
Interpolated grid: dx=1.000 mm, dy=1.500 mm
Fast SAR: SAR(1g) = 1.90 W/kg; SAR(10g) = 1.26 W/kg

< 2GHz, Daily SPC Check/CUBE SAR, 5x5x7 (21x21x36)/Cube 0:
Interpolated grid: dx=1.600 mm, dy=1.600 mm, dz=1.000 mm
Reference Value = 47.088 V/m, Power Drift = -0.014 dB
Averaged SAR: SAR(1g) = 1.90 W/kg; SAR(10g) = 1.26 W/kg

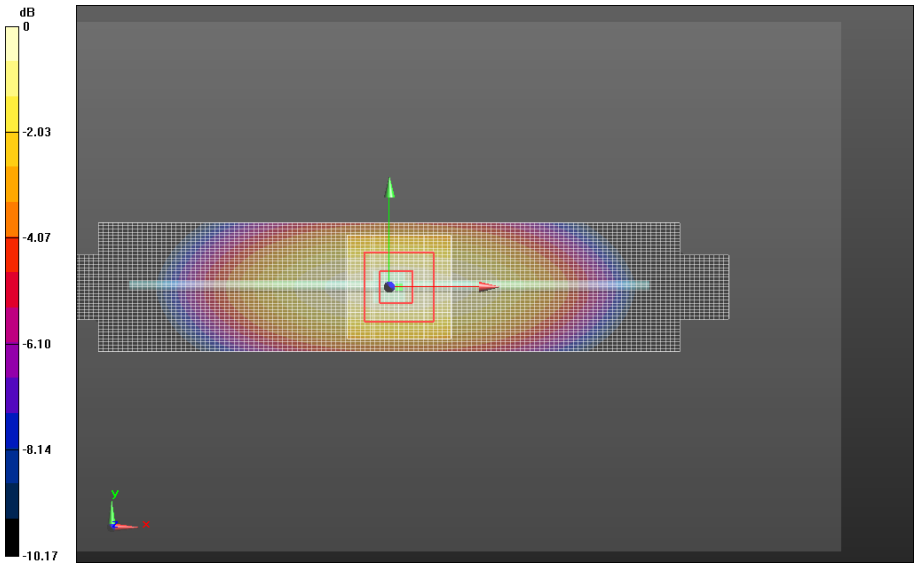

< 2GHz, Daily SPC Check

Date/Time: 4/27/2013 1:26:27 PM

Test Lab: Motorola Mobility - CW System Verification for BODY SAR using Dipoles

DUT Serial: D1800V2 - SN:259tr

DASY Configuration:

- Probe: ES3DV3 - SN3180; ConvF(4.78,4.78,4.78); Calibrated: 2/11/2013;
- Sensor-Surface: 4 mm (Mechanical Surface Detection)
- Electronics: DAE4 Sn656; Calibrated: 2/7/2013
- Phantom: R#-1, Triple Flat Phantom 5.1C (Rev.4); Type: QD 000 P51 CA; Serial: n/a
- DASY52 52.8.5(1059); SEMCAD X Version 14.6.8 (7028)

Communication System: CW for BODY SAR Dipoles; Frequency: 1800 MHz; Duty Cycle: 1:1.000

Medium Parameters used: f=1800 MHz; σ = 1.386; ε_r = 51.28 mho/m; ρ = 1.000 kg/m^3

< 2GHz, Daily SPC Check/fastSAR, Dipole Area Scan (41x141x1):
Interpolated grid: dx=1.000 mm, dy=1.500 mm
Fast SAR: SAR(1g) = 7.83 W/kg; SAR(10g) = 4.10 W/kg

< 2GHz, Daily SPC Check/CUBE SAR, 5x5x7 (21x21x36)/Cube 0:
Interpolated grid: dx=1.600 mm, dy=1.600 mm, dz=1.000 mm
Reference Value = 76.650 V/m, Power Drift = -0.012 dB
Averaged SAR: SAR(1g) = 7.70 W/kg; SAR(10g) = 4.11 W/kg

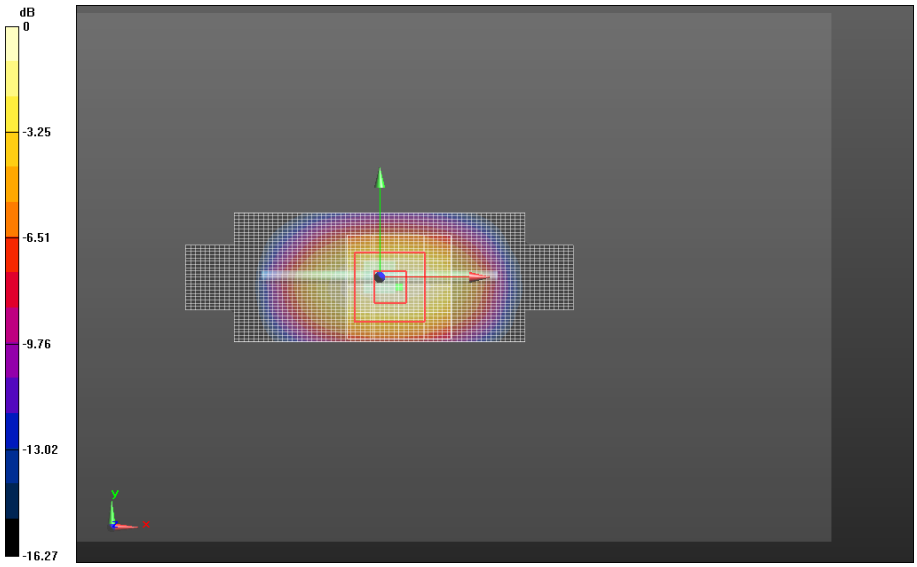

< 2GHz, Daily SPC Check

Date/Time: 4/25/2013 3:03:39 PM

Test Lab: Motorola Mobility - CW System Verification for BODY SAR using Dipoles

DUT Serial: D835V2 - SN:436tr

DASY Configuration:

- Probe: ES3DV3 - SN3124; ConvF(6.02,6.02,6.02); Calibrated: 8/20/2012;
- Sensor-Surface: 4 mm (Mechanical Surface Detection)
- Electronics: DAE4 Sn376; Calibrated: 9/3/2012
- Phantom: R#2 Triple Flat Phantom 5.1C (Rev.4); Type: QD 000 P51 CA; Serial: n/a
- DASY52 52.8.5(1059); SEMCAD X Version 14.6.8 (7028)

Communication System: CW for BODY SAR Dipoles; Frequency: 835.0 MHz; Duty Cycle: 1:1.000

Medium Parameters used: f=835 MHz; σ = 1.010; ε_r = 53.59 mho/m; ρ = 1.000 kg/m^3

< 2GHz, Daily SPC Check/fastSAR, Dipole Area Scan (41x141x1):
Interpolated grid: dx=1.000 mm, dy=1.500 mm
Fast SAR: SAR(1g) = 1.98 W/kg; SAR(10g) = 1.32 W/kg

< 2GHz, Daily SPC Check/CUBE SAR, 5x5x7 (21x21x36)/Cube 0:
Interpolated grid: dx=1.600 mm, dy=1.600 mm, dz=1.000 mm
Reference Value = 47.621 V/m, Power Drift = -0.00204 dB
Averaged SAR: SAR(1g) = 1.98 W/kg; SAR(10g) = 1.32 W/kg



< 2GHz, Daily SPC Check

Date/Time: 4/26/2013 7:38:06 AM

Test Lab: Motorola Mobility - CW System Verification for BODY SAR using Dipoles

DUT Serial: D1800V2 - SN:2d190

DASY Configuration:

- Probe: ES3DV3 - SN3124; ConvF(4.76,4.76,4.76); Calibrated: 8/20/2012;
- Sensor-Surface: 4 mm (Mechanical Surface Detection)
- Electronics: DAE4 Sn376; Calibrated: 9/3/2012
- Phantom: R#2 Triple Flat Phantom 5.1C (Rev.4); Type: QD 000 P51 CA; Serial: n/a
- DASY52 52.8.5(1059); SEMCAD X Version 14.6.8 (7028)

Communication System: CW for BODY SAR Dipoles; Frequency: 1800 MHz; Duty Cycle: 1:1.000

Medium Parameters used: f=1800 MHz; σ = 1.448; ε_r = 49.28 mho/m; ρ = 1.000 kg/m^3

< 2GHz, Daily SPC Check/fastSAR, Dipole Area Scan (41x141x1):
Interpolated grid: dx=1.000 mm, dy=1.500 mm
Fast SAR: SAR(1g) = 7.85 W/kg; SAR(10g) = 4.16 W/kg

< 2GHz, Daily SPC Check/CUBE SAR, 5x5x7 (21x21x36)/Cube 0:
Interpolated grid: dx=1.600 mm, dy=1.600 mm, dz=1.000 mm
Reference Value = 78.283 V/m, Power Drift = 0.00942 dB
Averaged SAR: SAR(1g) = 7.74 W/kg; SAR(10g) = 4.14 W/kg



< 2GHz, Daily SPC Check

Date/Time: 9/26/2013 2:53:05 PM

Test Lab: Motorola Mobility - CW System Verification for BODY SAR using Dipoles

DUT Serial: D1800V2 - SN:2d190

DASY Configuration:

- Probe: ES3DV3 - SN3184; ConvF(5.05,5.05,5.05); Calibrated: 5/30/2013;
- Sensor-Surface: 4 mm (Mechanical Surface Detection)
- Electronics: DAE3 Sn378; Calibrated: 5/28/2013
- Phantom: R#2 Triple Flat Phantom 5.1C (Rev.4); Type: QD 000 P51 CA; Serial: n/a
- DASY52 52.8.7(1137); SEMCAD X Version 14.6.8 (7028)

Communication System: CW for BODY SAR Dipoles; Frequency: 1800 MHz; Duty Cycle: 1:1.000

Medium Parameters used: f=1800 MHz; σ = 1.458; ε_r = 51.30 mho/m; ρ = 1.000 kg/m^3

< 2GHz, Daily SPC Check/fastSAR, Dipole Area Scan (41x141x1):
Interpolated grid: dx=1.000 mm, dy=1.500 mm
Fast SAR: SAR(1g) = 7.28 W/kg; SAR(10g) = 3.75 W/kg

< 2GHz, Daily SPC Check/CUBE SAR, 5x5x7 (21x21x36)/Cube 0:
Interpolated grid: dx=1.600 mm, dy=1.600 mm, dz=1.000 mm
Reference Value = 76.539 V/m, Power Drift = -0.036 dB
Averaged SAR: SAR(1g) = 7.38 W/kg; SAR(10g) = 3.93 W/kg

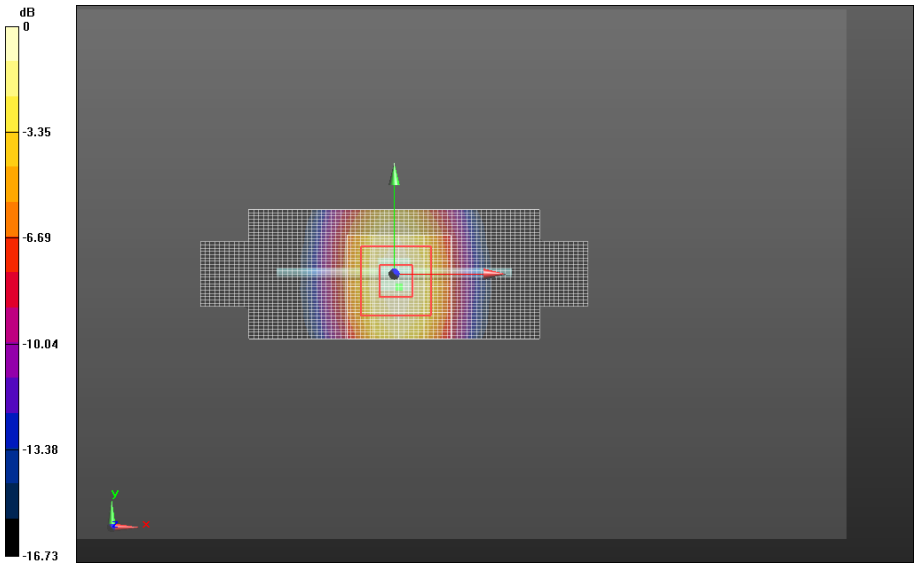

< 2GHz, Daily SPC Check

Date/Time: 3/23/2013 9:59:56 AM

Test Lab: Motorola Mobility - CW System Verification for BODY SAR using Dipoles

DUT Serial: D2450V2 - SN:863

DASY Configuration:

- Probe: EX3DV4 - SN3730; ConvF(6.86,6.86,6.86); Calibrated: 8/24/2012;
- Sensor-Surface: 4 mm (Mechanical Surface Detection)
- Electronics: DAE4 Sn699; Calibrated: 9/12/2012
- Phantom: R#-3, Triple Flat Phantom 5.1C (Rev.4); Type: QD 000 P51 CA; Serial: n/a
- DASY52 52.8.5(1059); SEMCAD X Version 14.6.8 (7028)

Communication System: CW for BODY SAR Dipoles; Frequency: 2450 MHz; Duty Cycle: 1:1.000

Medium Parameters used: f=2450 MHz; σ = 2.014; ε_r = 50.24 mho/m; ρ = 1.000 kg/m^3

Daily SPC Check/fastSAR, Dipole Area Scan (41x141x1):
Interpolated grid: dx=1.000 mm, dy=1.500 mm
Fast SAR: SAR(1g) = 5.55 W/kg; SAR(10g) = 2.54 W/kg

Daily SPC Check/CUBE SAR, 5x5x7 (21x21x36)/Cube 0:
Interpolated grid: dx=1.600 mm, dy=1.600 mm, dz=1.000 mm
Reference Value = 52.768 V/m, Power Drift = -0.023 dB
Averaged SAR: SAR(1g) = 5.35 W/kg; SAR(10g) = 2.49 W/kg

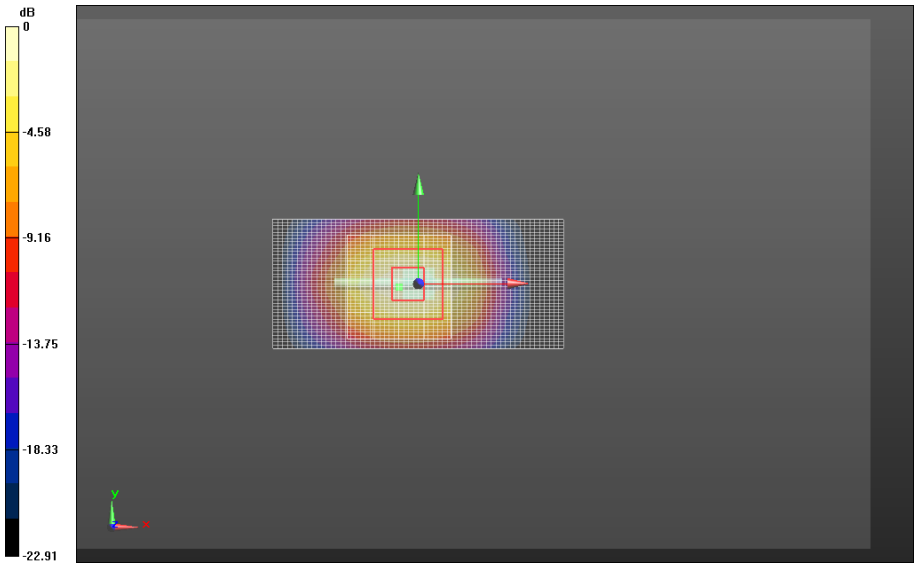

Daily SPC Check

Date/Time: 9/18/2013 1:17:30 PM

Test Lab: Motorola Mobility - CW System Verification for BODY SAR using Dipoles

DUT Serial: D2450V2 - SN:740

DASY Configuration:

- Probe: EX3DV4 - SN3728; ConvF(7.13,7.13,7.13); Calibrated: 5/30/2013;
- Sensor-Surface: 4 mm (Mechanical Surface Detection)
- Electronics: DAE4 Sn784; Calibrated: 3/6/2013
- Phantom: R#-3, Triple Flat Phantom 5.1C (Rev.4); Type: QD 000 P51 CA; Serial: n/a
- DASY52 52.8.7(1137); SEMCAD X Version 14.6.8 (7028)

Communication System: CW for BODY SAR Dipoles; Frequency: 2450 MHz; Duty Cycle: 1:1.000

Medium Parameters used: f=2450 MHz; σ = 1.937; ε_r = 49.77 mho/m; ρ = 1.000 kg/m^3

2-3GHz, Daily SPC Check/fastSAR, Dipole Area Scan (41x221x1):
Interpolated grid: dx=1.000 mm, dy=1.000 mm
Fast SAR: SAR(1g) = 5.10 W/kg; SAR(10g) = 2.36 W/kg

2-3GHz, Daily SPC Check/CUBE SAR, 7x7x7 (31x31x36)/Cube 0:
Interpolated grid: dx=1.000 mm, dy=1.000 mm, dz=1.000 mm
Reference Value = 53.657 V/m, Power Drift = -0.00909 dB
Averaged SAR: SAR(1g) = 5.09 W/kg; SAR(10g) = 2.36 W/kg



2-3GHz, Daily SPC Check

Date/Time: 10/9/2013 6:26:01 PM

Test Lab: Motorola Mobility - CW System Verification for BODY SAR using Dipoles

DUT Serial: D5GHzV2 - SN:1098

DASY Configuration:

- Probe: EX3DV4 - SN3728; ConvF(4.21,4.21,4.21); Calibrated: 5/30/2013;
- Sensor-Surface: 2 mm (Mechanical Surface Detection)
- Electronics: DAE4 Sn784; Calibrated: 3/6/2013
- Phantom: R#-3, Triple Flat Phantom 5.1C (Rev.4); Type: QD 000 P51 CA; Serial: n/a
- DASY52 52.8.7(1137); SEMCAD X Version 14.6.8 (7028)

Communication System: CW for BODY SAR Dipoles; Frequency: 5200 MHz; Duty Cycle: 1:1.000

Medium Parameters used: f=5200 MHz; σ = 5.296; ε_r = 47.97 mho/m; ρ = 1.000 kg/m^3

5-6GHz, Daily SPC Check/fastSAR, Dipole Area Scan (221x41x1):
Interpolated grid: dx=1.000 mm, dy=1.000 mm
Fast SAR: SAR(1g) = 6.51 W/kg; SAR(10g) = 1.88 W/kg

5-6GHz, Daily SPC Check/CUBE SAR, 7x7x12 (31x31x31)/Cube 0:
Interpolated grid: dx=0.800 mm, dy=0.800 mm, dz=0.400 mm
Reference Value = 58.419 V/m, Power Drift = -0.074 dB
Averaged SAR: SAR(1g) = 7.33 W/kg; SAR(10g) = 2.07 W/kg

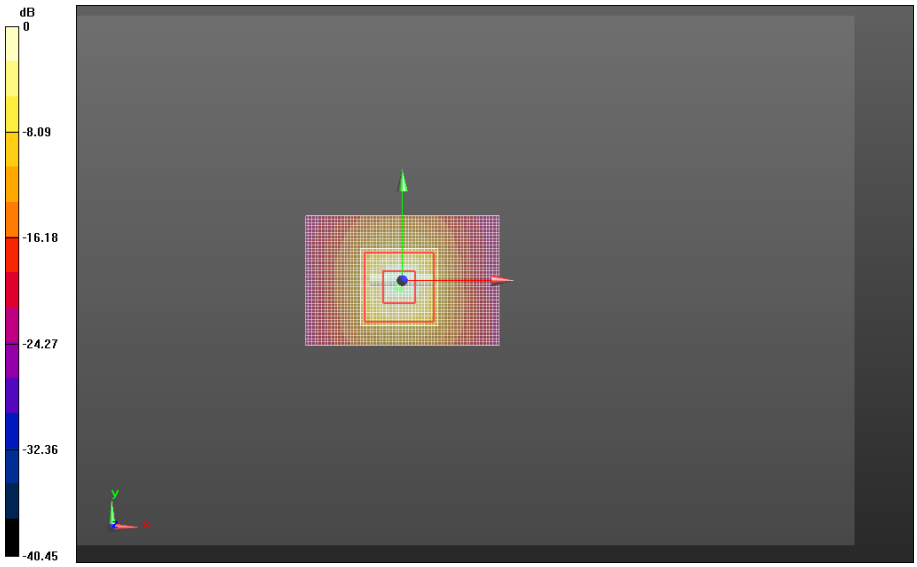

5-6GHz, Daily SPC Check

Date/Time: 3/30/2013 10:20:02 AM

Test Lab: Motorola Mobility - CW System Verification for BODY SAR using Dipoles

DUT Serial: D5GHzV2 - SN:1088

DASY Configuration:

- Probe: EX3DV4 - SN3730; ConvF(3.81,3.81,3.81); Calibrated: 8/24/2012;
- Sensor-Surface: 2 mm (Mechanical Surface Detection)
- Electronics: DAE4 Sn784; Calibrated: 3/6/2013
- Phantom: R#-3, Triple Flat Phantom 5.1C (Rev.4); Type: QD 000 P51 CA; Serial: n/a
- DASY52 52.8.5(1059); SEMCAD X Version 14.6.8 (7028)

Communication System: CW for BODY SAR Dipoles; Frequency: 5800 MHz; Duty Cycle: 1:1.000

Medium Parameters used: f=5800 MHz; σ = 6.242; ε_r = 44.60 mho/m; ρ = 1.000 kg/m^3

Daily SPC Check/fastSAR, Dipole Area Scan (221x41x1):
Interpolated grid: dx=1.000 mm, dy=1.000 mm
Fast SAR: SAR(1g) = 5.88 W/kg; SAR(10g) = 1.84 W/kg

Daily SPC Check/CUBE SAR, 7x7x12 (31x31x31)/Cube 0:
Interpolated grid: dx=0.800 mm, dy=0.800 mm, dz=0.400 mm
Reference Value = 41.057 V/m, Power Drift = -0.111 dB
Averaged SAR: SAR(1g) = 7.26 W/kg; SAR(10g) = 2.02 W/kg

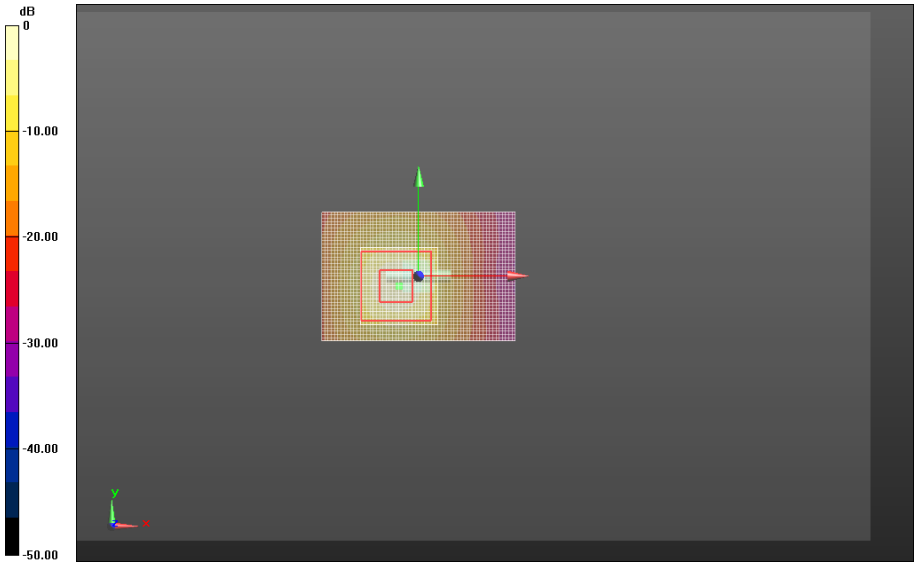

Daily SPC Check

Exhibit 11

Date/Time: 10/9/2013 7:09:00 PM

Test Lab: Motorola Mobility - CW System Verification for BODY SAR using Dipoles

DUT Serial: D5GHzV2 - SN:1098

DASY Configuration:

- Probe: EX3DV4 - SN3728; ConvF(3.86,3.86,3.86); Calibrated: 5/30/2013;
- Sensor-Surface: 2 mm (Mechanical Surface Detection)
- Electronics: DAE4 Sn784; Calibrated: 3/6/2013
- Phantom: R#-3, Triple Flat Phantom 5.1C (Rev.4); Type: QD 000 P51 CA; Serial: n/a
- DASY52 52.8.7(1137); SEMCAD X Version 14.6.8 (7028)

Communication System: CW for BODY SAR Dipoles; Frequency: 5800 MHz; Duty Cycle: 1:1.000

Medium Parameters used: f=5800 MHz; σ = 6.207; ε_r = 46.49 mho/m; ρ = 1.000 kg/m^3

5-6GHz, Daily SPC Check/fastSAR, Dipole Area Scan (221x41x1):
Interpolated grid: dx=1.000 mm, dy=1.000 mm
Fast SAR: SAR(1g) = 6.25 W/kg; SAR(10g) = 1.75 W/kg

5-6GHz, Daily SPC Check/CUBE SAR, 7x7x12 (31x31x31)/Cube 0:
Interpolated grid: dx=0.800 mm, dy=0.800 mm, dz=0.400 mm
Reference Value = 53.659 V/m, Power Drift = -0.033 dB
Averaged SAR: SAR(1g) = 6.90 W/kg; SAR(10g) = 1.93 W/kg

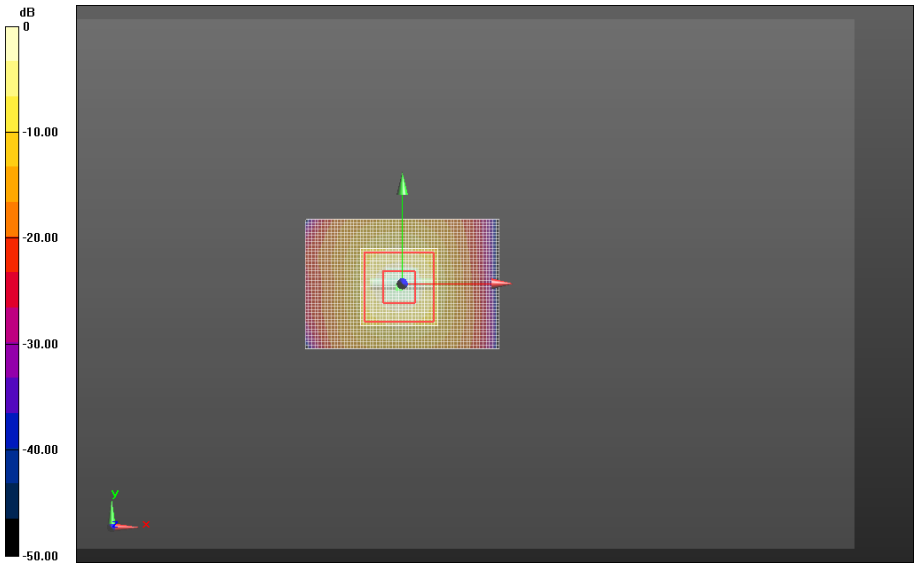

5-6GHz, Daily SPC Check

Date/Time: 9/16/2013 8:35:48 AM

Test Lab: Motorola Mobility - CW System Verification for BODY SAR using Dipoles

DUT Serial: D835V2 - SN:423tr

DASY Configuration:

- Probe: ES3DV3 - SN3284; ConvF(6.42,6.42,6.42); Calibrated: 7/26/2013;
- Sensor-Surface: 4 mm (Mechanical Surface Detection)
- Electronics: DAE3 Sn440; Calibrated: 7/24/2013
- Phantom: R#4 Triple Flat Phantom 5.1C (Rev.4); Type: QD 000 P51 CA; Serial: n/a
- DASY52 52.8.7(1137); SEMCAD X Version 14.6.8 (7028)

Communication System: CW for BODY SAR Dipoles; Frequency: 835.0 MHz; Duty Cycle: 1:1.000

Medium Parameters used: f=835 MHz; σ = 1.007; ε_r = 53.79 mho/m; ρ = 1.000 kg/m^3

< 2GHz, Daily SPC Check/fastSAR, Dipole Area Scan (41x141x1):
Interpolated grid: dx=1.000 mm, dy=1.500 mm
Fast SAR: SAR(1g) = 1.92 W/kg; SAR(10g) = 1.28 W/kg

< 2GHz, Daily SPC Check/CUBE SAR, 5x5x7 (21x21x36)/Cube 0:
Interpolated grid: dx=1.600 mm, dy=1.600 mm, dz=1.000 mm
Reference Value = 46.540 V/m, Power Drift = -0.015 dB
Averaged SAR: SAR(1g) = 1.92 W/kg; SAR(10g) = 1.27 W/kg

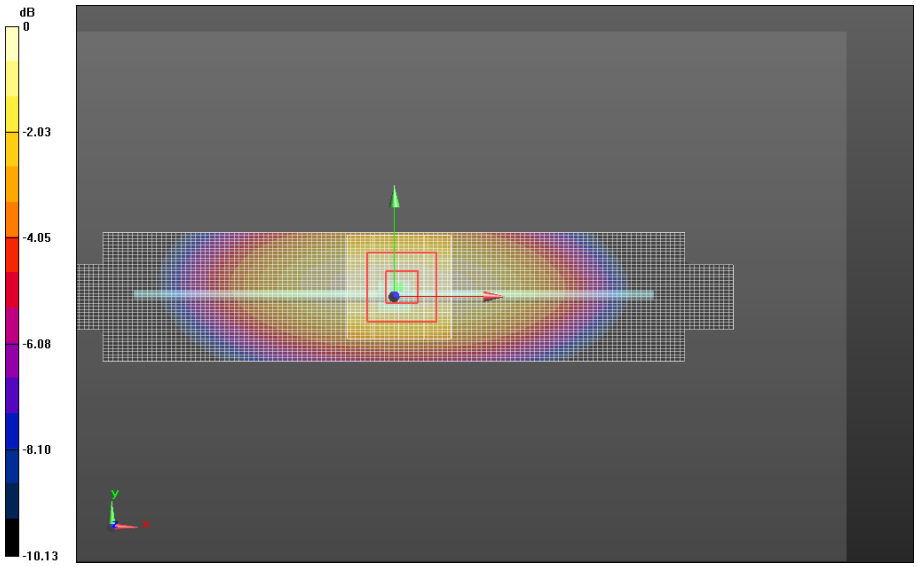

< 2GHz, Daily SPC Check

Date/Time: 9/13/2013 4:49:16 PM

Test Lab: Motorola Mobility - CW System Verification for BODY SAR using Dipoles

DUT Serial: D1800V2 - SN:2d191

DASY Configuration:

- Probe: ES3DV3 - SN3284; ConvF(4.88,4.88,4.88); Calibrated: 7/26/2013;
- Sensor-Surface: 4 mm (Mechanical Surface Detection)
- Electronics: DAE3 Sn440; Calibrated: 7/24/2013
- Phantom: R#4 Triple Flat Phantom 5.1C (Rev.4); Type: QD 000 P51 CA; Serial: n/a
- DASY52 52.8.7(1137); SEMCAD X Version 14.6.8 (7028)

Communication System: CW for BODY SAR Dipoles; Frequency: 1800 MHz; Duty Cycle: 1:1.000

Medium Parameters used: f=1800 MHz; σ = 1.451; ε_r = 51.39 mho/m; ρ = 1.000 kg/m^3

< 2GHz, Daily SPC Check/fastSAR, Dipole Area Scan (41x141x1):
Interpolated grid: dx=1.000 mm, dy=1.500 mm
Fast SAR: SAR(1g) = 8.12 W/kg; SAR(10g) = 4.31 W/kg

< 2GHz, Daily SPC Check/CUBE SAR, 5x5x7 (21x21x36)/Cube 0:
Interpolated grid: dx=1.600 mm, dy=1.600 mm, dz=1.000 mm
Reference Value = 75.833 V/m, Power Drift = -0.012 dB
Averaged SAR: SAR(1g) = 7.97 W/kg; SAR(10g) = 4.24 W/kg



< 2GHz, Daily SPC Check

Date/Time: 9/27/2013 3:27:24 PM

Test Lab: Motorola Mobility - CW System Verification for BODY SAR using Dipoles

DUT Serial: D1800V2 - SN:2d191

DASY Configuration:

- Probe: ES3DV3 - SN3284; ConvF(4.88,4.88,4.88); Calibrated: 7/26/2013;
- Sensor-Surface: 4 mm (Mechanical Surface Detection)
- Electronics: DAE3 Sn440; Calibrated: 7/24/2013
- Phantom: R#4 Triple Flat Phantom 5.1C (Rev.4); Type: QD 000 P51 CA; Serial: n/a
- DASY52 52.8.7(1137); SEMCAD X Version 14.6.8 (7028)

Communication System: CW for BODY SAR Dipoles; Frequency: 1800 MHz; Duty Cycle: 1:1.000

Medium Parameters used: f=1800 MHz; σ = 1.443; ε_r = 51.63 mho/m; ρ = 1.000 kg/m^3

< 2GHz, Daily SPC Check/fastSAR, Dipole Area Scan (41x141x1):
Interpolated grid: dx=1.000 mm, dy=1.500 mm
Fast SAR: SAR(1g) = 8.18 W/kg; SAR(10g) = 4.31 W/kg

< 2GHz, Daily SPC Check/CUBE SAR, 5x5x7 (21x21x36)/Cube 0:
Interpolated grid: dx=1.600 mm, dy=1.600 mm, dz=1.000 mm
Reference Value = 76.024 V/m, Power Drift = 0.00625 dB
Averaged SAR: SAR(1g) = 8.00 W/kg; SAR(10g) = 4.24 W/kg

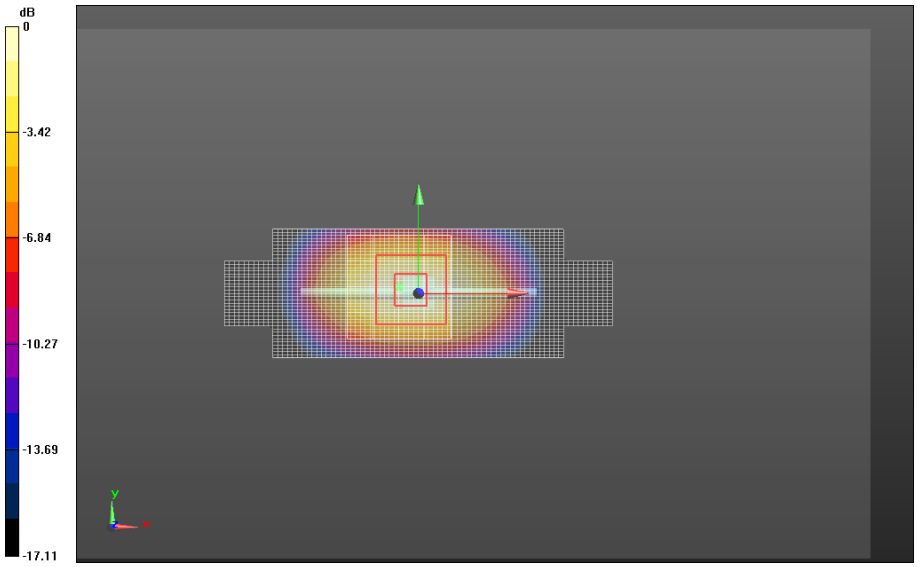

< 2GHz, Daily SPC Check

Appendix 2

SAR Distribution Plots for Head-Adjacent Test Results

Date/Time: 4/26/2013 4:53:57 PM

Test Lab: Motorola Mobility – GSM 850 Head

DUT Serial: LXRR1G0009
Procedure Notes: Power Step: 5; Antenna: Internal; Battery: SNN5923A;
Test Position: Cheek

DASY Configuration:

- Probe: ES3DV3 - SN3124; ConvF(6.01,6.01,6.01); Calibrated: 8/20/2012;
- Sensor-Surface: 4 mm (Mechanical Surface Detection)
- Electronics: DAE4 Sn376; Calibrated: 9/3/2012
- Phantom: R#2 Sugar SAM (extended range), Rev.2 (24-Feb-12); Type: SAM v4.0; Serial: TP-1235
- DASY52 52.8.5(1059); SEMCAD X Version 14.6.8 (7028)

Communication System: GPRS Cl. 12; Band: 850; Frequency: 836.6 MHz; Duty Cycle: 1:2.075

Medium Parameters used: f=836.6 MHz; σ = 0.9195; ε_r = 41.17 mho/m; ρ = 1.000 kg/m^3

0.6-2GHz Right Head Template/15mm, Area Scan (61x161x1):
Interpolated grid: dx=1.500 mm, dy=1.500 mm
Fast SAR: SAR(1g) = 0.148 W/kg; SAR(10g) = 0.100 W/kg

0.6-2GHz Right Head Template/5x5x7 Zoom Scan (0.6-2GHz) (21x21x36)/Cube 0:
Interpolated grid: dx=1.600 mm, dy=1.600 mm, dz=1.000 mm
Reference Value = 12.744 V/m, Power Drift = 0.017 dB
Averaged SAR: SAR(1g) = 0.142 W/kg; SAR(10g) = 0.105 W/kg

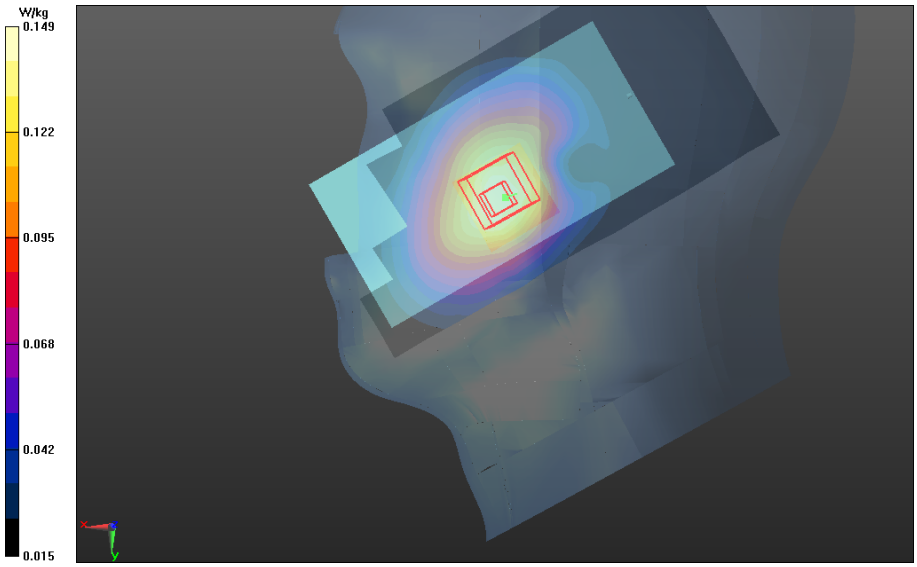

0.6-2GHz Right Head Template

Date/Time: 4/26/2013 10:04:53 PM

Test Lab: Motorola Mobility – WCDMA 850 Head

DUT Serial: LXRR1G0016
Procedure Notes: Power Step: All Up Bits; Antenna: Internal; Battery: SNN5923A;
Test Position: Cheek

DASY Configuration:

- Probe: ES3DV3 - SN3180; ConvF(6.23,6.23,6.23); Calibrated: 2/11/2013;
- Sensor-Surface: 4 mm (Mechanical Surface Detection)
- Electronics: DAE4 Sn656; Calibrated: 2/7/2013
- Phantom: R#1 - Sugar SAM (extended range), Rev.2 (24-Feb-12); Type: SAM v4.0; Serial: TP-1156
- DASY52 52.8.5(1059); SEMCAD X Version 14.6.8 (7028)

Communication System: WCDMA; Band: 850; Frequency: 836.0 MHz; Duty Cycle: 1:1.000

Medium Parameters used: f=836 MHz; σ = 0.9250; ε_r = 41.24 mho/m; ρ = 1.000 kg/m^3

0.6-2GHz Right Head Template/15mm, Area Scan (61x161x1):
Interpolated grid: dx=1.500 mm, dy=1.500 mm
Fast SAR: SAR(1g) = 0.0998 W/kg; SAR(10g) = 0.0682 W/kg

0.6-2GHz Right Head Template/5x5x7 Zoom Scan (0.6-2GHz) (21x21x36)/Cube 0:
Interpolated grid: dx=1.600 mm, dy=1.600 mm, dz=1.000 mm
Reference Value = 10.947 V/m, Power Drift = -0.242 dB
Averaged SAR: SAR(1g) = 0.0975 W/kg; SAR(10g) = 0.0729 W/kg



0.6-2GHz Right Head Template

Exhibit 11

Date/Time: 4/26/2013 10:01:23 PM

Test Lab: Motorola Mobility – GSM 1900 Head

DUT Serial: LXRR1G0009
Procedure Notes: Power Step: 0; Antenna: Internal; Battery: SNN5923A;
Test Position: Cheek

DASY Configuration:

- Probe: ES3DV3 - SN3124; ConvF(5.07,5.07,5.07); Calibrated: 8/20/2012;
- Sensor-Surface: 4 mm (Mechanical Surface Detection)
- Electronics: DAE4 Sn376; Calibrated: 9/3/2012
- Phantom: R#2 Glycol SAM (extended range), Rev.2 (24-Feb-12); Type: SAM v4.0; Serial: TP-1136
- DASY52 52.8.5(1059); SEMCAD X Version 14.6.8 (7028)

Communication System: GPRS Cl. 12; Band: 1900; Frequency: 1880 MHz; Duty Cycle: 1:2.075

Medium Parameters used: f=1880 MHz; σ = 1.453; ε_r = 37.89 mho/m; ρ = 1.000 kg/m^3

0.6-2GHz, Left Head Template/15mm, Area Scan (61x161x1):
Interpolated grid: dx=1.500 mm, dy=1.500 mm
Fast SAR: SAR(1g) = 0.125 W/kg; SAR(10g) = 0.0673 W/kg

0.6-2GHz, Left Head Template/5x5x7 Zoom Scan (0.6-2GHz) (21x26x36)/Cube 0:
Interpolated grid: dx=1.600 mm, dy=1.600 mm, dz=1.000 mm
Reference Value = 7.961 V/m, Power Drift = -0.098 dB
Averaged SAR: SAR(1g) = 0.115 W/kg; SAR(10g) = 0.0694 W/kg

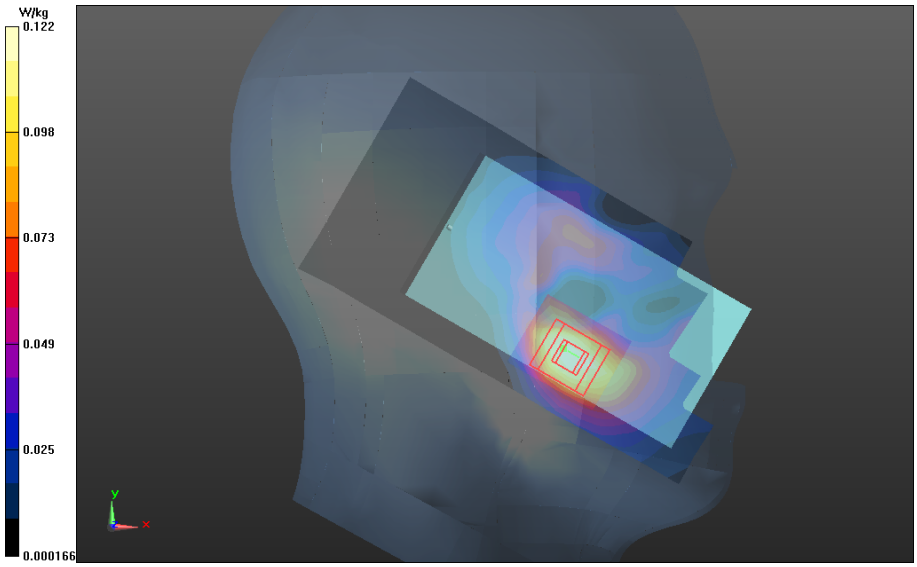

0.6-2GHz, Left Head Template

Exhibit 11

Date/Time: 4/27/2013 1:40:20 AM

Test Lab: Motorola Mobility – WCDMA 1900 Head

DUT Serial: LXRR1G0016
Procedure Notes: Power Step: All Up Bits; Antenna: Internal; Battery: SNN5923A;
Test Position: Cheek

DASY Configuration:

- Probe: ES3DV3 - SN3180; ConvF(5.01,5.01,5.01); Calibrated: 2/11/2013;
- Sensor-Surface: 4 mm (Mechanical Surface Detection)
- Electronics: DAE4 Sn656; Calibrated: 2/7/2013
- Phantom: R#1 - Glycol SAM (extended range), Rev.2 (24-Feb-12); Type: SAM v4.0; Serial: TP-1319
- DASY52 52.8.5(1059); SEMCAD X Version 14.6.8 (7028)

Communication System: WCDMA; Band: 1900; Frequency: 1880 MHz; Duty Cycle: 1:1.000

Medium Parameters used: f=1880 MHz; σ = 1.453; ε_r = 37.89 mho/m; ρ = 1.000 kg/m^3

0.6-2GHz Right Head Template/15mm, Area Scan (61x161x1):
Interpolated grid: dx=1.500 mm, dy=1.500 mm
Fast SAR: SAR(1g) = 0.512 W/kg; SAR(10g) = 0.294 W/kg

0.6-2GHz Right Head Template/5x5x7 Zoom Scan (0.6-2GHz) (21x21x36)/Cube 0:
Interpolated grid: dx=1.600 mm, dy=1.600 mm, dz=1.000 mm
Reference Value = 16.267 V/m, Power Drift = 0.012 dB
Averaged SAR: SAR(1g) = 0.523 W/kg; SAR(10g) = 0.315 W/kg



0.6-2GHz Right Head Template

Test Laboratory: Motorola Mobility - 2450MHz WI-FI
DUT Serial: LXAA1W0032; FCC ID: IHDT56PA3
Procedure Notes: Power Step: N/A; Antenna Position: Internal; Accessory Model #: N/A
Battery Model #: SNN5923A; Device Position: Cheek

DASY Configuration:

- Probe: EX3DV4 - SN3730; ConvF(6.90,6.90,6.90); Calibrated: 8/24/2012;
- Sensor-Surface: 4 mm (Mechanical Surface Detection)
- Electronics: DAE4 Sn699; Calibrated: 9/12/2012
- Phantom: R#3, 2450 WiFi SAM (extended range), Rev.2 (24-Feb-12); Type: SAM v4.0; Serial: TP-1153
- DASY52 52.8.5(1059); SEMCAD X Version 14.6.8 (7028)

Communication System: 2450MHz WIFI; Frequency: 2437 MHz; Channel: 6; Duty Cycle: 1:1.000
Radio Configuration: 802.11b Mode, 1 Mbps Data Rate

Medium Parameters used: f=2437 MHz; σ = 1.799; ε_r = 37.21 mho/m; ρ = 1000 kg/m^3

Right Head Template/10mm, Area Scan (91x241x1):
Interpolated grid: dx=1.000 mm, dy=1.000 mm
Fast SAR: SAR(1g) = 0.906 W/kg; SAR(10g) = 0.433 W/kg

Right Head Template/5x5x7 Zoom Scan (<=3GHz) (21x21x36)/Cube 0:
Interpolated grid: dx=1.600 mm, dy=1.600 mm, dz=1.000 mm
Reference Value = 12.817 V/m, Power Drift = -0.066 dB
Averaged SAR: SAR(1g) = 0.965 W/kg; SAR(10g) = 0.430 W/kg

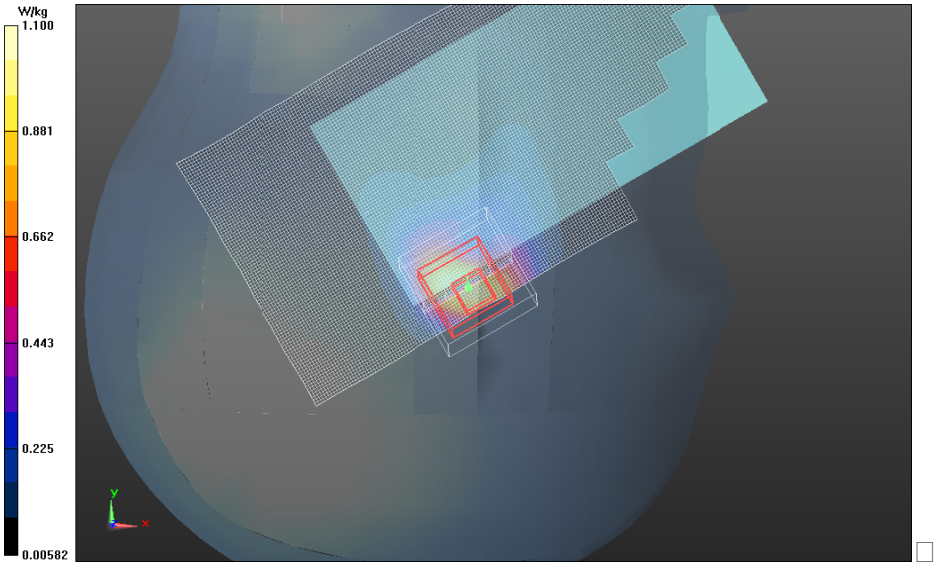

Right Head Template

Test Laboratory: Motorola Mobility - 5210 MHz Wi-Fi
DUT Serial: LXAA1W0032; FCC ID: IHDT56PA3
Procedure Notes: Power Step: N/A; Antenna Position: Internal; Accessory Model #: N/A
Battery Model #: SNN5923A; Device Position: Cheek

DASY Configuration:

- Probe: EX3DV4 - SN3730; ConvF(4.90,4.90,4.90); Calibrated: 8/24/2012;
- Sensor-Surface: 2 mm (Mechanical Surface Detection)
- Electronics: DAE4 Sn784; Calibrated: 3/6/2013
- Phantom: R#3, 5GHz SAM, REV.2 (13nov12); Type: SAM; Serial: TP-1106
- DASY52 52.8.5(1059); SEMCAD X Version 14.6.8 (7028)

Communication System: 5210 MHz Sub-Band; Frequency: 5180 MHz; Channel: 36; Duty Cycle: 1:1.000
Radio Configuration: 802.11a Mode, 6 Mbps Data Rate

Medium Parameters used: f=5180 MHz; σ = 4.688; ε_r = 34.88 mho/m; ρ = 1000 kg/m^3

Right Head Template/Area Scan - Normal (10mm) (91x211x1):
Interpolated grid: dx=1.000 mm, dy=1.000 mm
Fast SAR: SAR(1g) = 0.454 W/kg; SAR(10g) = 0.142 W/kg

Right Head Template/7x7x12 Zoom Scan (5-6GHz) (31x31x31)/Cube 0:
Interpolated grid: dx=0.800 mm, dy=0.800 mm, dz=0.400 mm
Reference Value = 10.185 V/m, Power Drift = -0.314 dB
Averaged SAR: SAR(1g) = 0.470 W/kg; SAR(10g) = 0.143 W/kg

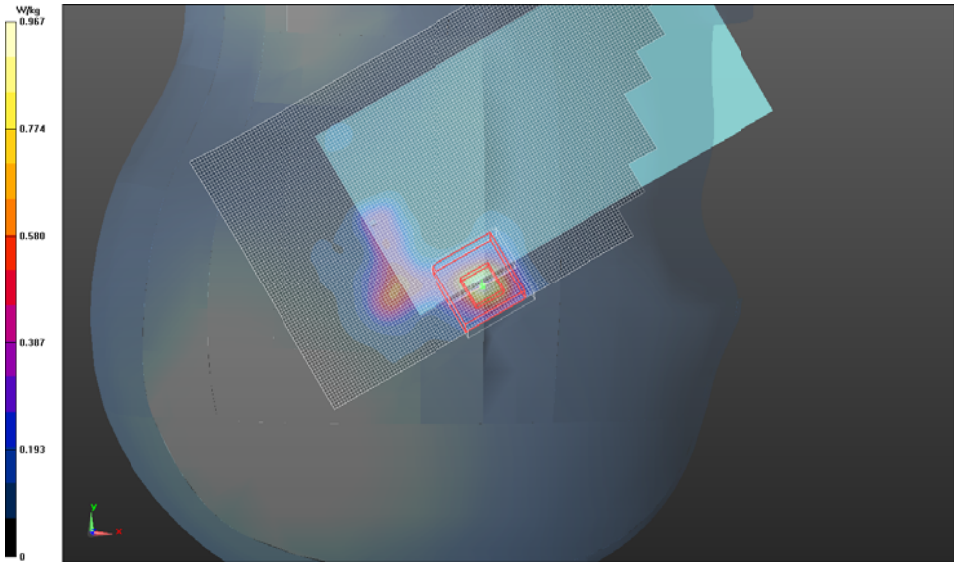

Right Head Template

Test Laboratory: Motorola Mobility - 5785 MHz WI-FI
DUT Serial: LXAA1W0032; FCC ID: IHDT56PA3
Procedure Notes: Power Step: N/A; Antenna Position: Internal; Accessory Model #: N/A
Battery Model #: SNN5923A; Device Position: Cheek

DASY Configuration:

- Probe: EX3DV4 - SN3730; ConvF(4.24,4.24,4.24); Calibrated: 8/24/2012;
- Sensor-Surface: 2 mm (Mechanical Surface Detection)
- Electronics: DAE4 Sn699; Calibrated: 9/12/2012
- Phantom: R#3, 5GHz SAM, REV.2 (13nov12); Type: SAM; Serial: TP-1106
- DASY52 52.8.5(1059); SEMCAD X Version 14.6.8 (7028)

Communication System: 5785 MHz Sub-Band; Frequency: 5785 MHz; Channel: 157; Duty Cycle: 1:1.000
Radio Configuration: 802.11a Mode, 6 Mbps Data Rate

Medium Parameters used: f=5785 MHz; σ = 5.332; ε_r = 33.04 mho/m; ρ = 1000 kg/m^3

Right Head Template/Area Scan - Normal (10mm) (91x211x1):
Interpolated grid: dx=1.000 mm, dy=1.000 mm
Fast SAR: SAR(1g) = 0.402 W/kg; SAR(10g) = 0.136 W/kg

Right Head Template/7x7x12 Zoom Scan (5-6GHz) (31x31x31)/Cube 0:
Interpolated grid: dx=0.800 mm, dy=0.800 mm, dz=0.400 mm
Reference Value = 8.317 V/m, Power Drift = -0.117 dB
Averaged SAR: SAR(1g) = 0.419 W/kg; SAR(10g) = 0.142 W/kg

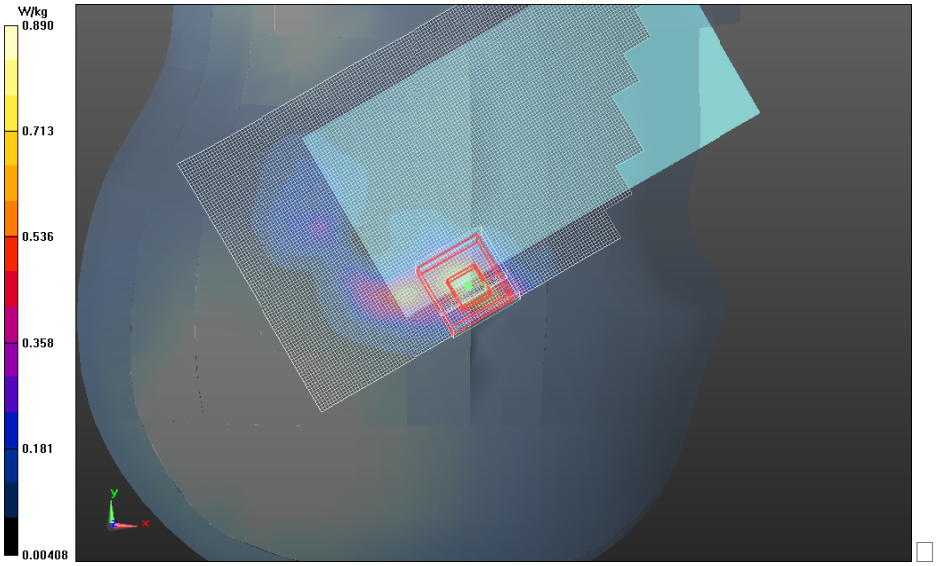

Right Head Template

Appendix 3

SAR Distribution Plots for Body-Worn Accessory Test Results

Date/Time: 9/16/2013 2:16:21 PM

Test Lab: Motorola Mobility – GSM 850 Body-Worn

DUT Serial: LXRR1G0009
Procedure Notes: Power Step: 5; Antenna: Internal; Battery: SNN5923A;
Test Position: Body Worn, Back of Phone 15 mm from Phantom

DASY Configuration:

- Probe: ES3DV3 - SN3284; ConvF(6.42,6.42,6.42); Calibrated: 7/26/2013;
- Sensor-Surface: 4 mm (Mechanical Surface Detection)
- Electronics: DAE3 Sn440; Calibrated: 7/24/2013
- Phantom: R#4 Triple Flat Phantom 5.1C (Rev.4); Type: QD 000 P51 CA; Serial: n/a
- DASY52 52.8.7(1137); SEMCAD X Version 14.6.8 (7028)

Communication System: GPRS Cl. 12; Band: 850; Frequency: 836.6 MHz; Duty Cycle: 1:2.075

Medium Parameters used: f=836.6 MHz; σ = 1.008; ε_r = 53.77 mho/m; ρ = 1.000 kg/m^3

0.6-2GHz Triple Flat Phone Template/Area Scan (15mm), not for EDGES (181x101x1):
Interpolated grid: dx=1.500 mm, dy=1.500 mm
Fast SAR: SAR(1g) = 0.108 W/kg; SAR(10g) = 0.0752 W/kg

0.6-2GHz Triple Flat Phone Template/5x5x7 Zoom Scan (0.6-2GHz) (21x21x36)/Cube 0:
Interpolated grid: dx=1.600 mm, dy=1.600 mm, dz=1.000 mm
Reference Value = 10.481 V/m, Power Drift = 0.168 dB
Averaged SAR: SAR(1g) = 0.106 W/kg; SAR(10g) = 0.0767 W/kg



0.6-2GHz Triple Flat Phone Template

Date/Time: 9/16/2013 3:36:17 PM

Test Lab: Motorola Mobility – WCDMA 850 Body-Worn

DUT Serial: LXRR1G0016
Procedure Notes: Power Step: All Up Bits; Antenna: Internal; Battery: SNN5923A;
Test Position: Body Worn, Front of Phone 15 mm from Phantom

DASY Configuration:

- Probe: ES3DV3 - SN3284; ConvF(6.42,6.42,6.42); Calibrated: 7/26/2013;
- Sensor-Surface: 4 mm (Mechanical Surface Detection)
- Electronics: DAE3 Sn440; Calibrated: 7/24/2013
- Phantom: R#4 Triple Flat Phantom 5.1C (Rev.4); Type: QD 000 P51 CA; Serial: n/a
- DASY52 52.8.7(1137); SEMCAD X Version 14.6.8 (7028)

Communication System: WCDMA; Band: 850; Frequency: 836.0 MHz; Duty Cycle: 1:1.000

Medium Parameters used: f=836 MHz; σ = 1.008; ε_r = 53.78 mho/m; ρ = 1.000 kg/m^3

0.6-2GHz Triple Flat Phone Template/Area Scan (15mm), not for EDGES (181x101x1):
Interpolated grid: dx=1.500 mm, dy=1.500 mm
Fast SAR: SAR(1g) = 0.114 W/kg; SAR(10g) = 0.0805 W/kg

0.6-2GHz Triple Flat Phone Template/5x5x7 Zoom Scan (0.6-2GHz) (21x21x36)/Cube 0:
Interpolated grid: dx=1.600 mm, dy=1.600 mm, dz=1.000 mm
Reference Value = 11.143 V/m, Power Drift = 0.025 dB
Averaged SAR: SAR(1g) = 0.117 W/kg; SAR(10g) = 0.0891 W/kg

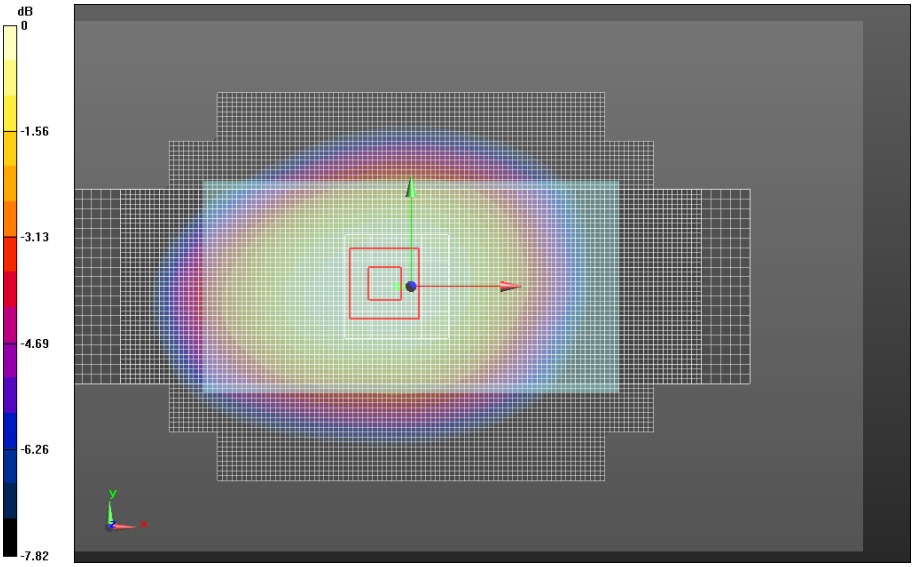

0.6-2GHz Triple Flat Phone Template

Date/Time: 9/13/2013 9:03:30 PM

Test Lab: Motorola Mobility – GSM 1900 Body-Worn

DUT Serial: LXRR1G0009
Procedure Notes: Power Step: 0; Antenna: Internal; Battery: SNN5923A;
Test Position: Body Worn, Back of Phone 15 mm from Phantom

DASY Configuration:

- Probe: ES3DV3 - SN3284; ConvF(4.88,4.88,4.88); Calibrated: 7/26/2013;
- Sensor-Surface: 4 mm (Mechanical Surface Detection)
- Electronics: DAE3 Sn440; Calibrated: 7/24/2013
- Phantom: R#4 Triple Flat Phantom 5.1C (Rev.4); Type: QD 000 P51 CA; Serial: n/a
- DASY52 52.8.7(1137); SEMCAD X Version 14.6.8 (7028)

Communication System: GPRS Cl. 12; Band: 1900; Frequency: 1880 MHz; Duty Cycle: 1:2.075

Medium Parameters used: f=1880 MHz; σ = 1.546; ε_r = 51.10 mho/m; ρ = 1.000 kg/m^3

0.6-2GHz Triple Flat Phone Template/Area Scan (15mm), not for EDGES (181x101x1):
Interpolated grid: dx=1.500 mm, dy=1.500 mm
Fast SAR: SAR(1g) = 0.314 W/kg; SAR(10g) = 0.170 W/kg

0.6-2GHz Triple Flat Phone Template/5x5x7 Zoom Scan (0.6-2GHz) (21x21x36)/Cube 0:
Interpolated grid: dx=1.600 mm, dy=1.600 mm, dz=1.000 mm
Reference Value = 15.297 V/m, Power Drift = -0.100 dB
Averaged SAR: SAR(1g) = 0.337 W/kg; SAR(10g) = 0.187 W/kg

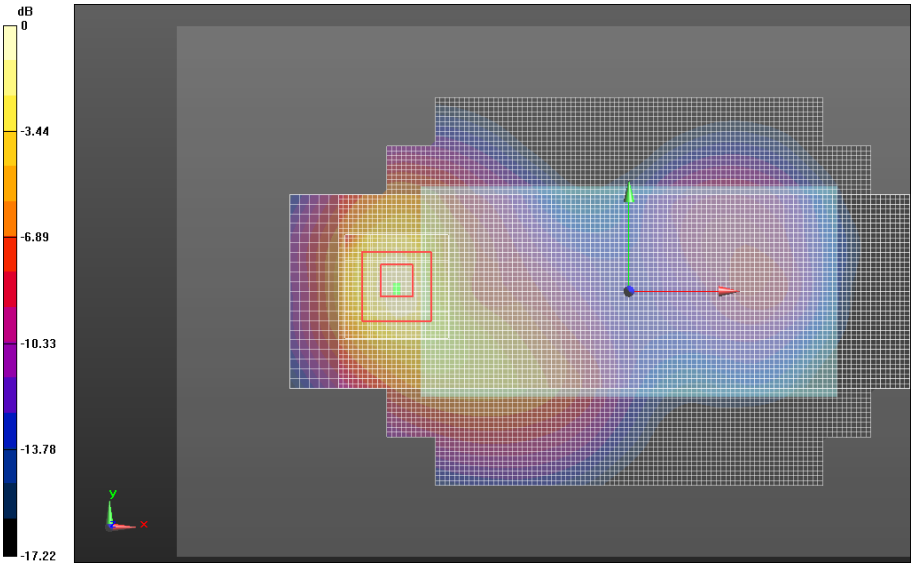

0.6-2GHz Triple Flat Phone Template

Date/Time: 9/14/2013 12:03:19 AM

Test Lab: Motorola Mobility – WCDMA 1900 Body-Worn

DUT Serial: LXRR1G0016
Procedure Notes: Power Step: All Up Bits; Antenna: Internal; Battery: SNN5923A;
Test Position: Body Worn, Back of Phone 15 mm from Phantom

DASY Configuration:

- Probe: ES3DV3 - SN3284; ConvF(4.88,4.88,4.88); Calibrated: 7/26/2013;
- Sensor-Surface: 4 mm (Mechanical Surface Detection)
- Electronics: DAE3 Sn440; Calibrated: 7/24/2013
- Phantom: R#4 Triple Flat Phantom 5.1C (Rev.4); Type: QD 000 P51 CA; Serial: n/a
- DASY52 52.8.7(1137); SEMCAD X Version 14.6.8 (7028)

Communication System: WCDMA; Band: 1900; Frequency: 1908 MHz; Duty Cycle: 1:1.000

Medium Parameters used: f=1907.6 MHz; σ = 1.582; ε_r = 50.99 mho/m; ρ = 1.000 kg/m^3

0.6-2GHz Triple Flat Phone Template/Area Scan (15mm), not for EDGES (181x101x1):
Interpolated grid: dx=1.500 mm, dy=1.500 mm
Fast SAR: SAR(1g) = 0.815 W/kg; SAR(10g) = 0.451 W/kg

0.6-2GHz Triple Flat Phone Template/5x5x7 Zoom Scan (0.6-2GHz) (21x21x36)/Cube 0:
Interpolated grid: dx=1.600 mm, dy=1.600 mm, dz=1.000 mm
Reference Value = 22.818 V/m, Power Drift = -0.059 dB
Averaged SAR: SAR(1g) = 0.885 W/kg; SAR(10g) = 0.487 W/kg

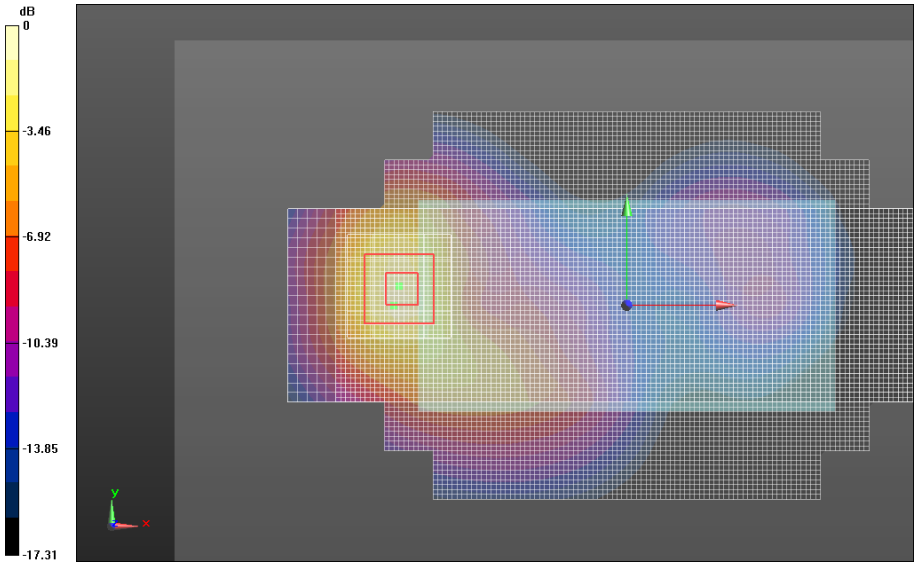

0.6-2GHz Triple Flat Phone Template

Date/Time: 9/19/2013 9:32:35 AM

Test Lab: Motorola Mobility – Wi-Fi 2.4 GHz Body-Worn

DUT Serial: LXAA1W0032
Procedure Notes: Power Step: N/A; Antenna: Internal; Battery: SNN5923A;
Test Position: Body Worn, Back of Phone 15 mm from Phantom

DASY Configuration:

- Probe: EX3DV4 - SN3728; ConvF(7.13,7.13,7.13); Calibrated: 5/30/2013;
- Sensor-Surface: 4 mm (Mechanical Surface Detection)
- Electronics: DAE4 Sn784; Calibrated: 3/6/2013
- Phantom: R#-3, Triple Flat Phantom 5.1C (Rev.4); Type: QD 000 P51 CA; Serial: n/a
- DASY52 52.8.7(1137); SEMCAD X Version 14.6.8 (7028)

Communication System: Wi-Fi 2450MHz; Band: 2450 MHz; Frequency: 2437 MHz; Duty Cycle: 1:1.000

Medium Parameters used: f=2437 MHz; σ = 1.921; ε_r = 48.52 mho/m; ρ = 1.000 kg/m^3

2-3GHz Triple Flat Phone Template/Area Scan (10mm) (261x141x1):
Interpolated grid: dx=1.000 mm, dy=1.000 mm
Fast SAR: SAR(1g) = 0.157 W/kg; SAR(10g) = 0.0794 W/kg

2-3GHz Triple Flat Phone Template/7x7x7 Zoom Scan (2-3GHz) (31x31x36)/Cube 0:
Interpolated grid: dx=1.000 mm, dy=1.000 mm, dz=1.000 mm
Reference Value = 9.224 V/m, Power Drift = 0.013 dB
Averaged SAR: SAR(1g) = 0.160 W/kg; SAR(10g) = 0.0821 W/kg

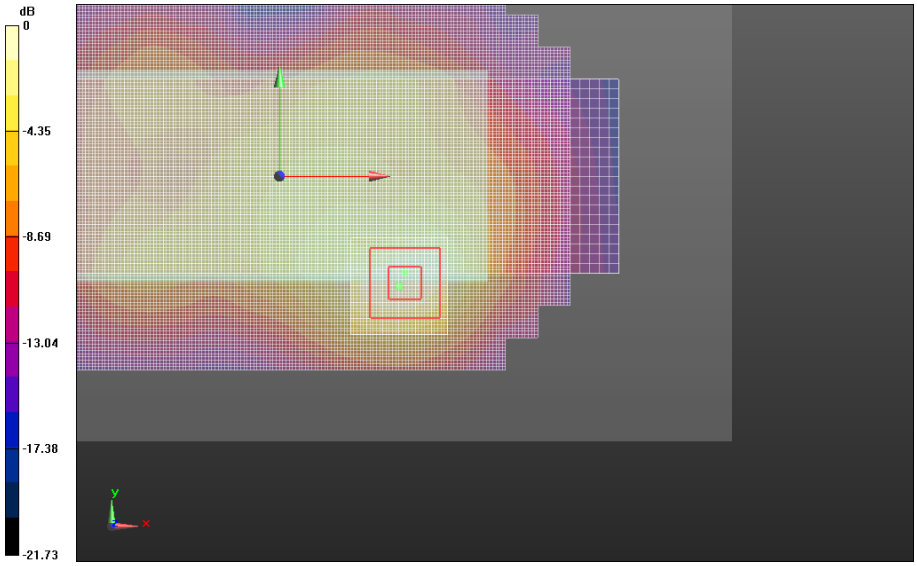

2-3GHz Triple Flat Phone Template

Date/Time: 10/9/2013 10:29:49 PM

Test Lab: Motorola Mobility - Wi-Fi 5.2 GHz Body-Worn

DUT Serial: LXAA1W0032
Procedure Notes: Power Step: N/A; Antenna: Internal; Battery: SNN5923A;
Test Position: Body Worn, Back of Phone 15 mm from Phantom

DASY Configuration:

- Probe: EX3DV4 - SN3728; ConvF(4.21,4.21,4.21); Calibrated: 5/30/2013;
- Sensor-Surface: 2 mm (Mechanical Surface Detection)
- Electronics: DAE4 Sn784; Calibrated: 3/6/2013
- Phantom: R#-3, Triple Flat Phantom 5.1C (Rev.4); Type: QD 000 P51 CA; Serial: n/a
- DASY52 52.8.7(1137); SEMCAD X Version 14.6.8 (7028)

Communication System: _WIFI; Band: 5210 MHz Sub-Band; Frequency: 5180 MHz; Duty Cycle: 1:1.000

Medium Parameters used: f=5180 MHz; σ = 5.268; ε_r = 48.02 mho/m; ρ = 1.000 kg/m^3

TRIPLE Flat Phone Against Flat Section/Area Scan - Body (10mm) (281x161x1):
Interpolated grid: dx=1.000 mm, dy=1.000 mm
Fast SAR: SAR(1g) = 0.246 W/kg; SAR(10g) = 0.0962 W/kg

TRIPLE Flat Phone Against Flat Section/7x7x12 Zoom Scan (5-6GHz) (31x31x31)/Cube 0:
Interpolated grid: dx=0.800 mm, dy=0.800 mm, dz=0.400 mm
Reference Value = 9.968 V/m, Power Drift = -0.088 dB
Averaged SAR: SAR(1g) = 0.256 W/kg; SAR(10g) = 0.0992 W/kg

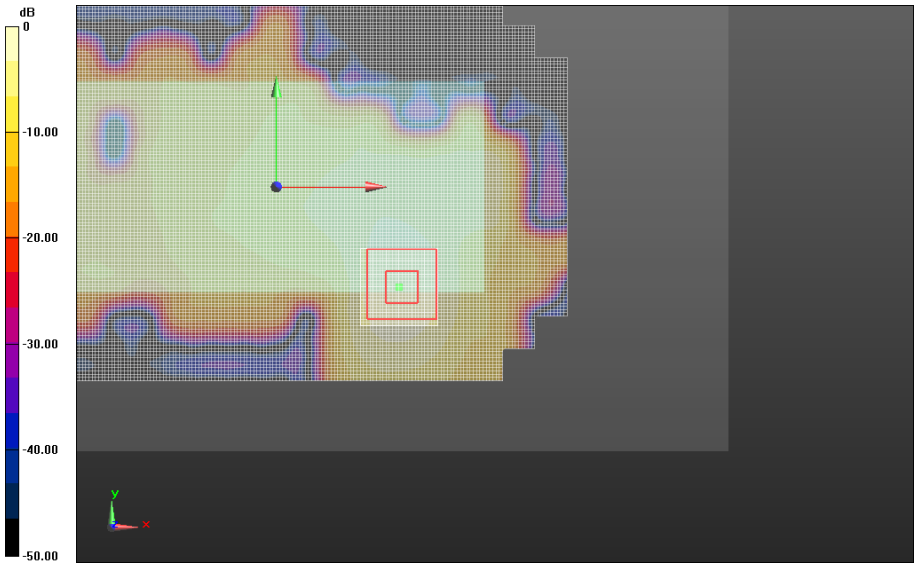

TRIPLE Flat Phone Against Flat Section

Date/Time: 10/10/2013 3:43:50 AM

Test Lab: Motorola Mobility – Wi-Fi 5.8 GHz Body-Worn

DUT Serial: LXAA1W0032
Procedure Notes: Power Step: N/A; Antenna: Internal; Battery: SNN5923A;
Test Position: Body Worn, Back of Phone 15 mm from Phantom

DASY Configuration:

- Probe: EX3DV4 - SN3728; ConvF(3.86,3.86,3.86); Calibrated: 5/30/2013;
- Sensor-Surface: 2 mm (Mechanical Surface Detection)
- Electronics: DAE4 Sn784; Calibrated: 3/6/2013
- Phantom: R#-3, Triple Flat Phantom 5.1C (Rev.4); Type: QD 000 P51 CA; Serial: n/a
- DASY52 52.8.7(1137); SEMCAD X Version 14.6.8 (7028)

Communication System: _WIFI; Band: 5785 MHz Sub-Band; Frequency: 5785 MHz; Duty Cycle: 1:1.000

Medium Parameters used: f=5785 MHz; σ = 6.188; ε_r = 46.53 mho/m; ρ = 1.000 kg/m^3

TRIPLE Flat Phone Against Flat Section/Area Scan - Body (10mm) (281x161x1):
Interpolated grid: dx=1.000 mm, dy=1.000 mm
Fast SAR: SAR(1g) = 0.194 W/kg; SAR(10g) = 0.0746 W/kg

TRIPLE Flat Phone Against Flat Section/7x7x12 Zoom Scan (5-6GHz) (31x31x31)/Cube 0:
Interpolated grid: dx=0.800 mm, dy=0.800 mm, dz=0.400 mm
Reference Value = 6.572 V/m, Power Drift = 0.00866 dB
Averaged SAR: SAR(1g) = 0.201 W/kg; SAR(10g) = 0.0726 W/kg



TRIPLE Flat Phone Against Flat Section

Appendix 4

SAR Distribution Plots for Mobile Hotspot Test Results

Date/Time: 4/25/2013 8:21:06 PM

Test Lab: Motorola Mobility – GSM 850 Mobile Hotspot

DUT Serial: LXRR1G0009
Procedure Notes: Power Step: 5; Antenna: Internal; Battery: SNN5923A;
Test Position: Back of Phone 10 mm from Phantom

DASY Configuration:

- Probe: ES3DV3 - SN3124; ConvF(6.02,6.02,6.02); Calibrated: 8/20/2012;
- Sensor-Surface: 4 mm (Mechanical Surface Detection)
- Electronics: DAE4 Sn376; Calibrated: 9/3/2012
- Phantom: R#2 Triple Flat Phantom 5.1C (Rev.4); Type: QD 000 P51 CA; Serial: n/a
- DASY52 52.8.5(1059); SEMCAD X Version 14.6.8 (7028)

Communication System: GPRS Cl. 12; Band: 850; Frequency: 836.6 MHz; Duty Cycle: 1:2.075

Medium Parameters used: f=836.6 MHz; σ = 1.012; ε_r = 53.57 mho/m; ρ = 1.000 kg/m^3

0.6-2GHz Triple Flat Phone Template/Area Scan (15mm), not for EDGES (181x101x1):
Interpolated grid: dx=1.500 mm, dy=1.500 mm
Fast SAR: SAR(1g) = 0.0976 W/kg; SAR(10g) = 0.0670 W/kg

0.6-2GHz Triple Flat Phone Template/5x5x7 Zoom Scan (0.6-2GHz) (26x26x36)/Cube 0:
Interpolated grid: dx=1.600 mm, dy=1.600 mm, dz=1.000 mm
Reference Value = 10.179 V/m, Power Drift = -0.095 dB
Averaged SAR: SAR(1g) = 0.0924 W/kg; SAR(10g) = 0.0654 W/kg

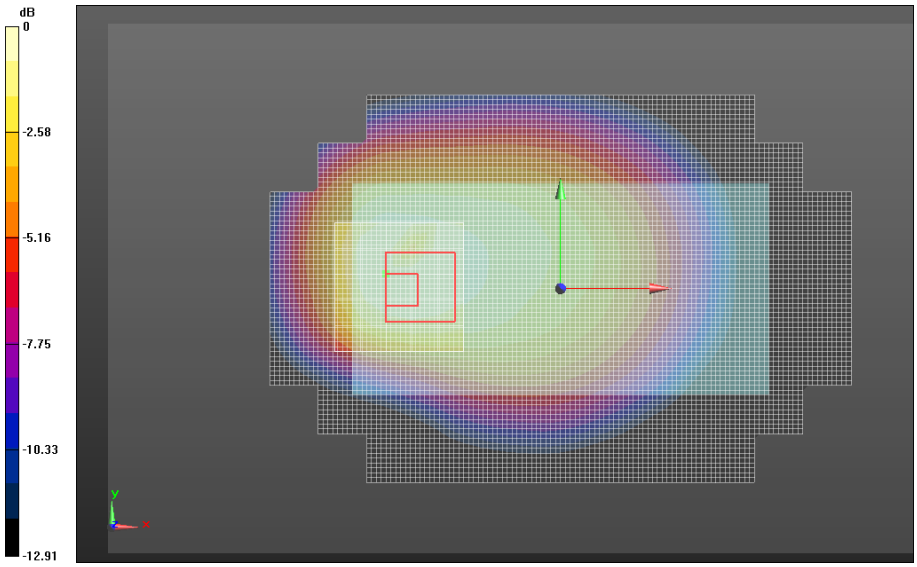

0.6-2GHz Triple Flat Phone Template

Date/Time: 4/27/2013 11:38:45 PM

Test Lab: Motorola Mobility – WCDMA 850 Mobile Hotspot

DUT Serial: LXRR1G0016
Procedure Notes: Power Step: All Up Bits; Antenna: Internal; Battery: SNN5923A;
Test Position: Right Edge of Phone 10 mm from Phantom

DASY Configuration:

- Probe: ES3DV3 - SN3180; ConvF(6.05,6.05,6.05); Calibrated: 2/11/2013;
- Sensor-Surface: 4 mm (Mechanical Surface Detection)
- Electronics: DAE4 Sn656; Calibrated: 2/7/2013
- Phantom: R#-1, Triple Flat Phantom 5.1C (Rev.4); Type: QD 000 P51 CA; Serial: n/a
- DASY52 52.8.5(1059); SEMCAD X Version 14.6.8 (7028)

Communication System: WCDMA; Band: 850; Frequency: 836.0 MHz; Duty Cycle: 1:1.000

Medium Parameters used: f=836 MHz; σ = 0.9866; ε_r = 52.81 mho/m; ρ = 1.000 kg/m^3

0.6-2GHz Triple Flat Phone Template/Area Scan (10mm) (261x141x1):
Interpolated grid: dx=1.000 mm, dy=1.000 mm
Fast SAR: SAR(1g) = 0.166 W/kg; SAR(10g) = 0.112 W/kg

0.6-2GHz Triple Flat Phone Template/5x5x7 Zoom Scan (0.6-2GHz) (21x21x36)/Cube 0:
Interpolated grid: dx=1.600 mm, dy=1.600 mm, dz=1.000 mm
Reference Value = 13.567 V/m, Power Drift = -0.142 dB
Averaged SAR: SAR(1g) = 0.167 W/kg; SAR(10g) = 0.115 W/kg

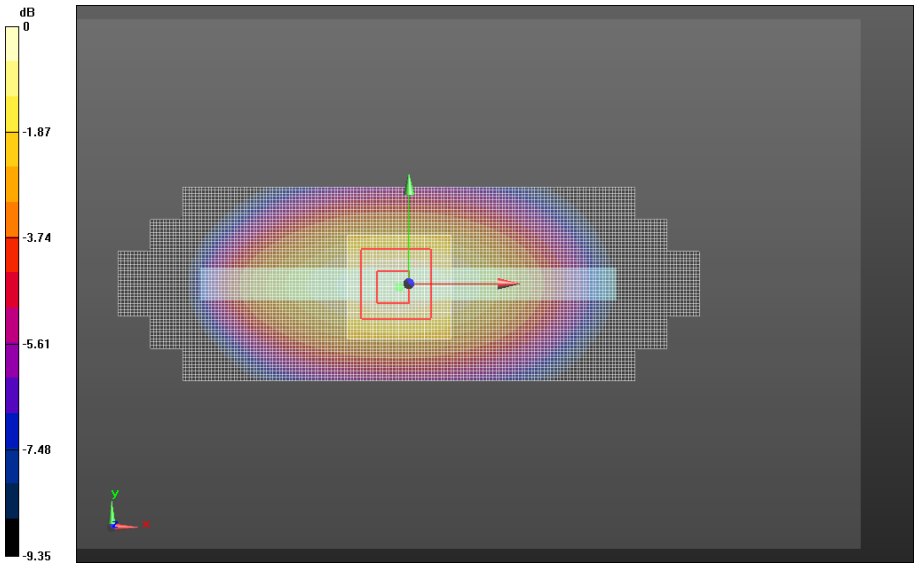

0.6-2GHz Triple Flat Phone Template

Date/Time: 9/27/2013 4:38:46 PM

Test Lab: Motorola Mobility – GSM 1900 Mobile Hotspot

DUT Serial: LXRR1G0009
Procedure Notes: Power Step: 0; Antenna: Internal; Battery: SNN5923A;
Test Position: Bottom Edge of Phone 10 mm from Phantom

DASY Configuration:

- Probe: ES3DV3 - SN3284; ConvF(4.88,4.88,4.88); Calibrated: 7/26/2013;
- Sensor-Surface: 4 mm (Mechanical Surface Detection)
- Electronics: DAE3 Sn440; Calibrated: 7/24/2013
- Phantom: R#4 Triple Flat Phantom 5.1C (Rev.4); Type: QD 000 P51 CA; Serial: n/a
- DASY52 52.8.7(1137); SEMCAD X Version 14.6.8 (7028)

Communication System: GPRS Cl. 12; Band: 1900; Frequency: 1910 MHz; Duty Cycle: 1:2.075

Medium Parameters used: f=1910 MHz; σ = 1.572; ε_r = 51.25 mho/m; ρ = 1.000 kg/m^3

0.6-2GHz Triple Flat Phone Template/Area Scan (10mm) (261x141x1):
Interpolated grid: dx=1.000 mm, dy=1.000 mm
Fast SAR: SAR(1g) = 0.914 W/kg; SAR(10g) = 0.434 W/kg

0.6-2GHz Triple Flat Phone Template/5x5x7 Zoom Scan (0.6-2GHz) (21x21x36)/Cube 0:
Interpolated grid: dx=1.600 mm, dy=1.600 mm, dz=1.000 mm
Reference Value = 24.935 V/m, Power Drift = 0.021 dB
Averaged SAR: SAR(1g) = 0.904 W/kg; SAR(10g) = 0.450 W/kg



0.6-2GHz Triple Flat Phone Template

Date/Time: 9/26/2013 4:44:03 PM

Test Lab: Motorola Mobility – WCDMA 1900 Mobile Hotspot

DUT Serial: LXRR1G0016
Procedure Notes: Power Step: All Up Bits; Antenna: Internal; Battery: SNN5923A;
Test Position: Bottom Edge of Phone 10 mm from Phantom

DASY Configuration:

- Probe: ES3DV3 - SN3184; ConvF(5.05,5.05,5.05); Calibrated: 5/30/2013;
- Sensor-Surface: 4 mm (Mechanical Surface Detection)
- Electronics: DAE3 Sn378; Calibrated: 5/28/2013
- Phantom: R#2 Triple Flat Phantom 5.1C (Rev.4); Type: QD 000 P51 CA; Serial: n/a
- DASY52 52.8.7(1137); SEMCAD X Version 14.6.8 (7028)

Communication System: WCDMA; Band: 1900; Frequency: 1880 MHz; Duty Cycle: 1:1.000

Medium Parameters used: f=1880 MHz; σ = 1.556; ε_r = 50.89 mho/m; ρ = 1.000 kg/m^3

0.6-2GHz Triple Flat Phone Template/Area Scan (10mm) (261x141x1):
Interpolated grid: dx=1.000 mm, dy=1.000 mm
Fast SAR: SAR(1g) = 0.789 W/kg; SAR(10g) = 0.376 W/kg

0.6-2GHz Triple Flat Phone Template/5x5x7 Zoom Scan (0.6-2GHz) (21x21x36)/Cube 0:
Interpolated grid: dx=1.600 mm, dy=1.600 mm, dz=1.000 mm
Reference Value = 22.694 V/m, Power Drift = 0.026 dB
Averaged SAR: SAR(1g) = 0.769 W/kg; SAR(10g) = 0.383 W/kg



0.6-2GHz Triple Flat Phone Template

Test Laboratory: Motorola Mobility - 2450MHz WI-FI Mobile Hotspot Exposure
DUT Serial: LXAA1W0032; FCC ID: IHDT56PA3
Procedure Notes: Power Step: N/A; Antenna Position: Internal; Accessory Model #: N/A
Battery Model #: SNN5923A; Device Position: Left Edge of Phone 10 mm from Phantom

DASY Configuration:

- Probe: EX3DV4 - SN3730; ConvF(6.86,6.86,6.86); Calibrated: 8/24/2012;
- Sensor-Surface: 4 mm (Mechanical Surface Detection)
- Electronics: DAE4 Sn699; Calibrated: 9/12/2012
- Phantom: R#-3, Triple Flat Phantom 5.1C (Rev.4); Type: QD 000 P51 CA; Serial: n/a
- DASY52 52.8.5(1059); SEMCAD X Version 14.6.8 (7028)

Communication System: 2450MHz WIFI; Frequency: 2437 MHz; Channel: 6; Duty Cycle: 1:1.000
Radio Configuration: 802.11b mode, 1 Mbps data rate

Medium Parameters used: f=2437 MHz; σ = 1.998; ε_r = 50.28 mho/m; ρ = 1000 kg/m^3

Triple Flat Phone Template/Area Scan (10mm) (261x141x1):
Interpolated grid: dx=1.000 mm, dy=1.000 mm
Fast SAR: SAR(1g) = 0.441 W/kg; SAR(10g) = 0.200 W/kg

Triple Flat Phone Template/5x5x7 Zoom Scan (<=3GHz) (21x21x36)/Cube 0:
Interpolated grid: dx=1.600 mm, dy=1.600 mm, dz=1.000 mm
Reference Value = 10.552 V/m, Power Drift = 0.041 dB
Averaged SAR: SAR(1g) = 0.455 W/kg; SAR(10g) = 0.210 W/kg

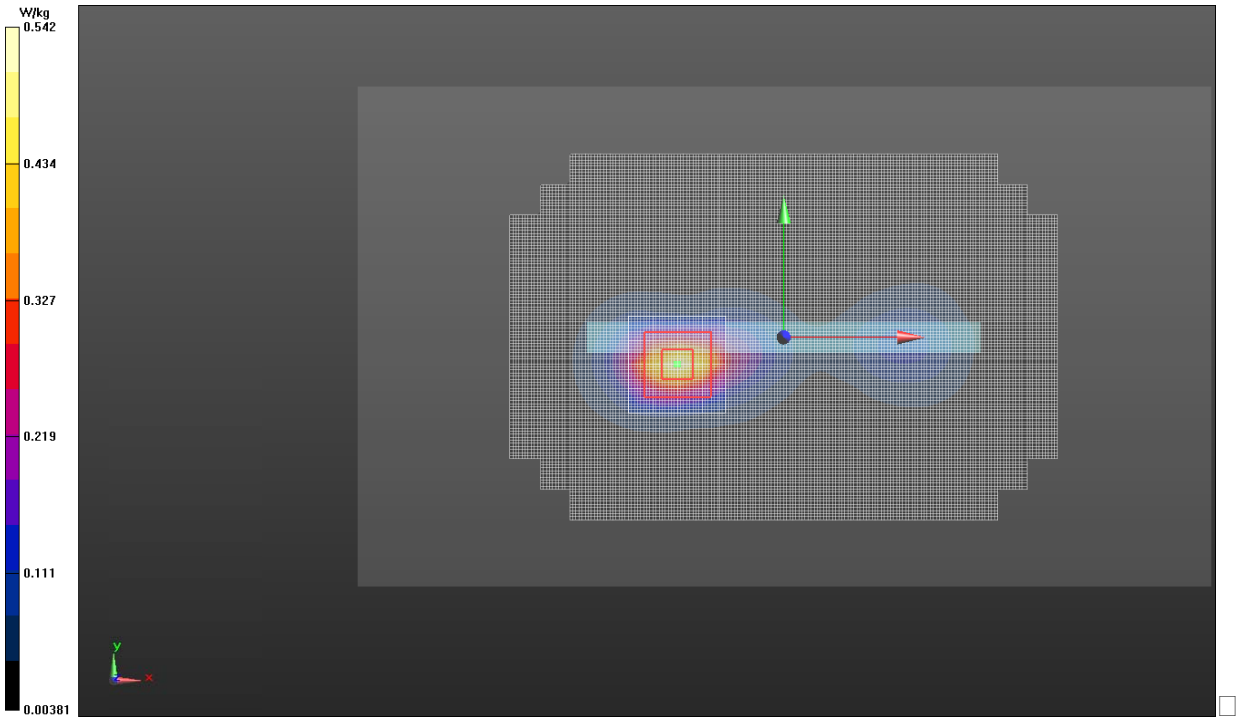

Triple Flat Phone Template

Test Laboratory: Motorola Mobility - 5785 MHz WI-FI Mobile Hotspot Exposure
DUT Serial: LXAA1W0032; FCC ID: IHDT56PA3
Procedure Notes: Power Step: N/A; Antenna Position: Internal; Accessory Model #: N/A
Battery Model #: SNN5923A; Device Position: Left Edge of Phone 10 mm from Phantom

DASY Configuration:

- Probe: EX3DV4 - SN3730; ConvF(3.81,3.81,3.81); Calibrated: 8/24/2012;
- Sensor-Surface: 2 mm (Mechanical Surface Detection)
- Electronics: DAE4 Sn784; Calibrated: 3/6/2013
- Phantom: R#-3, Triple Flat Phantom 5.1C (Rev.4); Type: QD 000 P51 CA; Serial: n/a
- DASY52 52.8.5(1059); SEMCAD X Version 14.6.8 (7028)

Communication System: 5785 MHz Sub-Band; Frequency: 5785 MHz; Channel: 157; Duty Cycle: 1:1.000
Radio Configuration: 802.11a mode, 6 Mbps data rate

Medium Parameters used: f=5785 MHz; σ = 6.223; ε_r = 44.65 mho/m; ρ = 1000 kg/m^3

TRIPLE Flat Phone Against Flat Section/Area Scan - Body (10mm) (281x161x1):
Interpolated grid: dx=1.000 mm, dy=1.000 mm
Fast SAR: SAR(1g) = 0.246 W/kg; SAR(10g) = 0.0738 W/kg

TRIPLE Flat Phone Against Flat Section/7x7x12 Zoom Scan (5-6GHz) (31x31x31)/Cube 0:
Interpolated grid: dx=0.800 mm, dy=0.800 mm, dz=0.400 mm
Reference Value = 6.832 V/m, Power Drift = -0.047 dB
Averaged SAR: SAR(1g) = 0.255 W/kg; SAR(10g) = 0.0752 W/kg



TRIPLE Flat Phone Against Flat Section

Appendix 5

Measurement Uncertainty Budget

Uncertainty Budget for Device Under Test, for 735 MHz to 3 GHz

a	*b*	*c*	*d*	*e = f(d,k)*	*f*	*g*	*h = c x f / e*	*i = c x g / e*	*k*
Uncertainty Component	Description IEEE 1528(2003) / IEC 62209-1(2005)	**Tol. (± %)**	**Prob Dist**	**Div.**	c_i **(1 g)**	c_i **(10 g)**	**1 g** u_i **(±%)**	**10 g** u_i **(±%)**	v_i
Measurement System									
Probe Calibration [ES3DV3]	E.2.1 / 7.2.1	6.0	N	1.00	1	1	6.0	6.0	∞
Axial Isotropy	E.2.2 / 7.2.1.2	4.7	R	1.73	0.707	0.707	1.9	1.9	∞
Hemispherical Isotropy	E.2.2 / 7.2.1.2	9.6	R	1.73	0.707	0.707	3.9	3.9	∞
Boundary Effect	E.2.3 / 7.2.1.5	1.0	R	1.73	1	1	0.6	0.6	∞
Linearity	E.2.4 / 7.2.1.3	4.7	R	1.73	1	1	2.7	2.7	∞
System Detection Limits	E.2.5 / 7.2.1.4	1.0	R	1.73	1	1	0.6	0.6	∞
Readout Electronics	E.2.6 / 7.2.1.6	0.3	N	1.00	1	1	0.3	0.3	∞
Response Time	E.2.7 / 7.2.1.7	1.1	R	1.73	1	1	0.6	0.6	∞
Integration Time	E.2.8 / 7.2.1.8	1.1	R	1.73	1	1	0.6	0.6	∞
RF Ambient Conditions - Noise	E.6.1 / 7.2.3.6	3.0	R	1.73	1	1	1.7	1.7	∞
RF Ambient Conditions - Reflections	E.6.1 / 7.2.3.6	3.0	R	1.73	1	1	1.7	1.7	∞
Probe Positioner Mech. Tolerance	E.6.2 / 7.2.2.1	0.4	R	1.73	1	1	0.2	0.2	∞
Probe Positioning w.r.t Phantom	E.6.3 / 7.2.2.3	2.9	R	1.73	1	1	1.7	1.7	∞
Max. SAR Evaluation (ext., int., avg.)	E.5 / 7.2.4	3.4	R	1.73	1	1	2.0	2.0	∞
Test sample Related									
Test Sample Positioning	E.4.2 / 7.2.2.4	3.4	N	1.00	1	1	3.4	3.4	79
Device Holder Uncertainty	E.4.1 / 7.2.2.4.2	4.5	N	1.00	1	1	4.5	4.5	11
SAR drift	6.6.2 / 7.2.3.5	0.0	R	1.73	1	1	0.0	0.0	
Phantom and Tissue Parameters									
Phantom Uncertainty	E.3.1 / 7.2.2.2	6.1	R	1.73	1	1	3.5	3.5	∞
SAR Correction		1.9	R	1.73	1	0.84	1.1	0.9	∞
Liquid Conductivity (measurement)	E.3.3 / 7.2.3.3	1.3	N	1.00	0.64	0.43	0.9	0.6	6
Liquid Permittivity (measurement)	E.3.2 / 7.2.3.4	0.7	N	1.00	0.6	0.49	0.4	0.3	6
Combined Standard Uncertainty			RSS				11	11	390
Expanded Uncertainty (95% CONFIDENCE LEVEL)			*k*=2				22	22	

Uncertainty Budget for Device Under Test for 3 to 6 GHz

a	*b*	*c*	*d*	*e = f(d,k)*	*f*	*g*	*h = c x f / e*	*i = c x g / e*	*k*
Uncertainty Component	Description IEC 62209-2 (2010)	**Tol. (± %)**	**Prob Dist**	**Div.**	**c_i (1 g)**	**c_i (10 g)**	**1 g u_i (±%)**	**10 g u_i (±%)**	**v_i**
Measurement System									
Probe Calibration [EX3DV4]	7.2.2.1	6.6	N	1.00	1	1	6.6	6.6	∞
Axial Isotropy	7.2.2.2	4.7	R	1.73	0.707	0.707	1.9	1.9	∞
Hemispherical Isotropy	7.2.2.2	9.6	R	1.73	0.707	0.707	3.9	3.9	∞
Boundary Effect	7.2.2.6	2.0	R	1.73	1	1	1.2	1.2	∞
Linearity	7.2.2.5	4.7	R	1.73	1	1	2.7	2.7	∞
System Detection Limits	7.2.2	1.0	R	1.73	1	1	0.6	0.6	∞
Readout Electronics	7.2.2.7	0.3	N	1.00	1	1	0.3	0.3	∞
Response Time	7.2.2.8	1.1	R	1.73	1	1	0.6	0.6	∞
Integration Time	7.2.2.9	1.1	R	1.73	1	1	0.6	0.6	∞
RF Ambient Conditions - Noise	7.2.4.5	3.0	R	1.73	1	1	1.7	1.7	∞
RF Ambient Conditions - Reflections	7.2.4.5	3.0	R	1.73	1	1	1.7	1.7	∞
Probe Positioner Mech. Tolerance	7.2.3.1	1.0	R	1.73	1	1	0.6	0.6	∞
Probe Positioning w.r.t Phantom	7.2.3.3	6.7	R	1.73	1	1	3.9	3.9	∞
Max. SAR Evaluation (ext., int., avg.)	7.2.5.3	4.0	R	1.73	1	1	2.3	2.3	∞
Test sample Related									
Test Sample Positioning	7.2.3.4	3.4	N	1.00	1	1	3.4	3.4	79
Device Holder Uncertainty	7.2.3.4	4.5	N	1.00	1	1	4.5	4.5	11
SAR drift	7.2.2.10	0.0	R	1.73	1	1	0.0	0.0	
Phantom and Tissue Parameters									
Phantom Uncertainty	7.2.3.2	6.6	R	1.73	1	1	3.8	3.8	∞
SAR Correction	7.2.4.3	1.9	R	1.73	1	0.84	1.1	0.9	∞
Liquid Conductivity (measurement)	7.2.4.3	1.4	N	1.00	0.64	0.43	0.9	0.6	6
Liquid Permittivity (measurement)	7.2.4.3	0.7	N	1.00	0.6	0.49	0.4	0.4	6
Combined Standard Uncertainty			RSS				12	12	557
Expanded Uncertainty (95% CONFIDENCE LEVEL)			*k*=2				24	24	