LTE Band7 / 15MHz

Highest Channel / QPSK

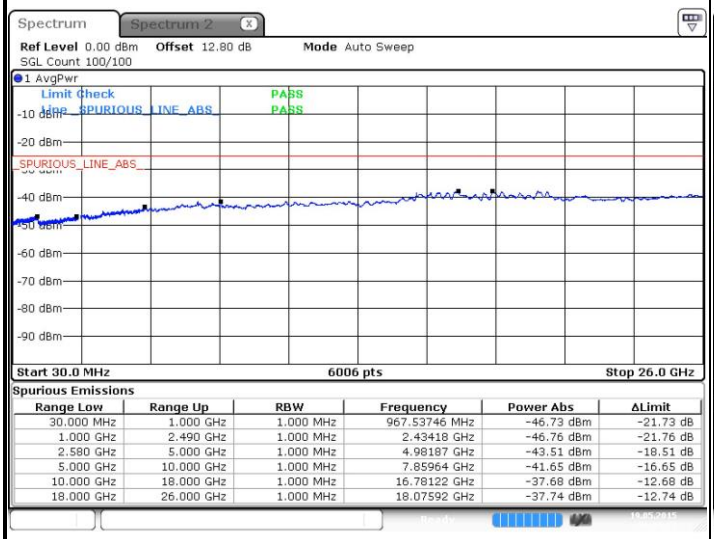

Spurious Emissions

Range Low	Range Up	RBW	Frequency	Power Abs	ΔLimit
30.000 MHz	1.000 GHz	1.000 MHz	967.53746 MHz	-46.73 dBm	-21.73 dB
1.000 GHz	2.490 GHz	1.000 MHz	2.43418 GHz	-46.76 dBm	-21.76 dB
2.580 GHz	5.000 GHz	1.000 MHz	4.98187 GHz	-43.51 dBm	-18.51 dB
5.000 GHz	10.000 GHz	1.000 MHz	7.85964 GHz	-41.65 dBm	-16.65 dB
10.000 GHz	18.000 GHz	1.000 MHz	16.78122 GHz	-37.68 dBm	-12.68 dB
18.000 GHz	26.000 GHz	1.000 MHz	18.07592 GHz	-37.74 dBm	-12.74 dB

Date: 19.MAY.2015 06:35:37

Highest Channel / 16QAM

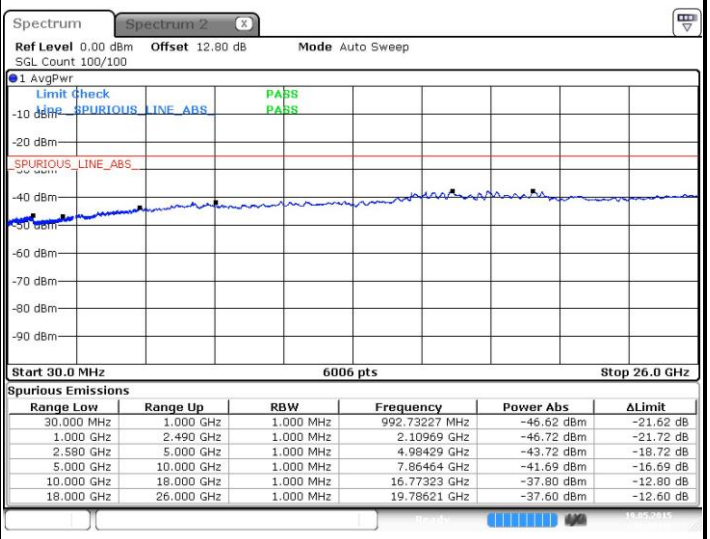

Spurious Emissions

Range Low	Range Up	RBW	Frequency	Power Abs	ΔLimit
30.000 MHz	1.000 GHz	1.000 MHz	992.73227 MHz	-46.62 dBm	-21.62 dB
1.000 GHz	2.490 GHz	1.000 MHz	2.10969 GHz	-46.72 dBm	-21.72 dB
2.580 GHz	5.000 GHz	1.000 MHz	4.98429 GHz	-43.72 dBm	-18.72 dB
5.000 GHz	10.000 GHz	1.000 MHz	7.86464 GHz	-41.69 dBm	-16.69 dB
10.000 GHz	18.000 GHz	1.000 MHz	16.77323 GHz	-37.80 dBm	-12.80 dB
18.000 GHz	26.000 GHz	1.000 MHz	19.78621 GHz	-37.60 dBm	-12.60 dB

Date: 19.MAY.2015 06:36:46

LTE Band 7 / 20MHz

Lowest Channel / QPSK

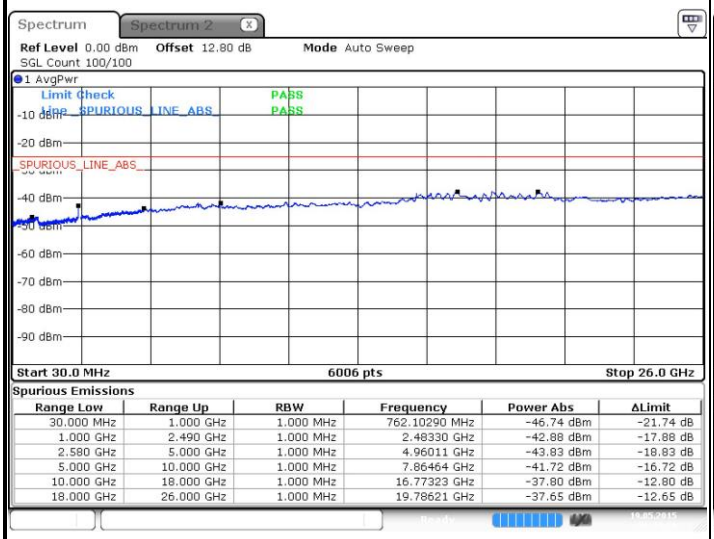

Spurious Emissions

Range Low	Range Up	RBW	Frequency	Power Abs	ΔLimit
30.000 MHz	1.000 GHz	1.000 MHz	762.10290 MHz	-46.74 dBm	-21.74 dB
1.000 GHz	2.490 GHz	1.000 MHz	2.48330 GHz	-42.88 dBm	-17.88 dB
2.580 GHz	5.000 GHz	1.000 MHz	4.96011 GHz	-43.83 dBm	-18.83 dB
5.000 GHz	10.000 GHz	1.000 MHz	7.86464 GHz	-41.72 dBm	-16.72 dB
10.000 GHz	18.000 GHz	1.000 MHz	16.77323 GHz	-37.80 dBm	-12.80 dB
18.000 GHz	26.000 GHz	1.000 MHz	19.78621 GHz	-37.65 dBm	-12.65 dB

Date: 19.MAY.2015 06:43:26

Lowest Channel / 16QAM

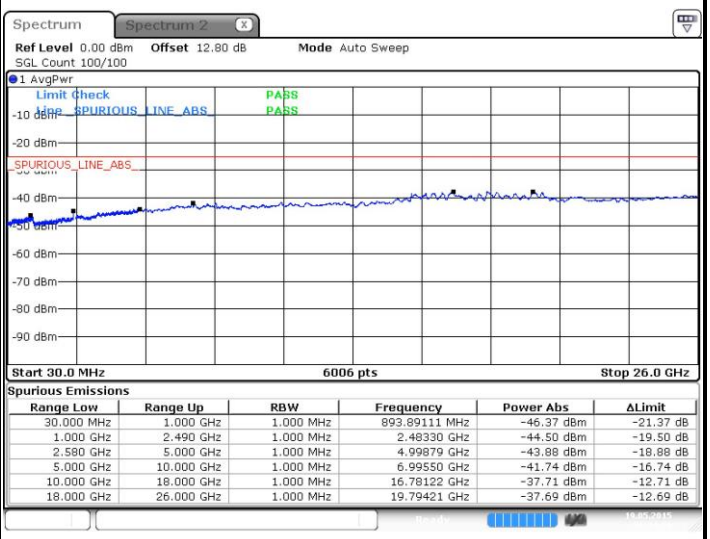

Spurious Emissions

Range Low	Range Up	RBW	Frequency	Power Abs	ΔLimit
30.000 MHz	1.000 GHz	1.000 MHz	893.89111 MHz	-46.37 dBm	-21.37 dB
1.000 GHz	2.490 GHz	1.000 MHz	2.48330 GHz	-44.50 dBm	-19.50 dB
2.580 GHz	5.000 GHz	1.000 MHz	4.99879 GHz	-43.88 dBm	-18.88 dB
5.000 GHz	10.000 GHz	1.000 MHz	6.99550 GHz	-41.74 dBm	-16.74 dB
10.000 GHz	18.000 GHz	1.000 MHz	16.78122 GHz	-37.71 dBm	-12.71 dB
18.000 GHz	26.000 GHz	1.000 MHz	19.79421 GHz	-37.69 dBm	-12.69 dB

Date: 19.MAY.2015 06:44:35

LTE Band 7 / 20MHz

Middle Channel / QPSK

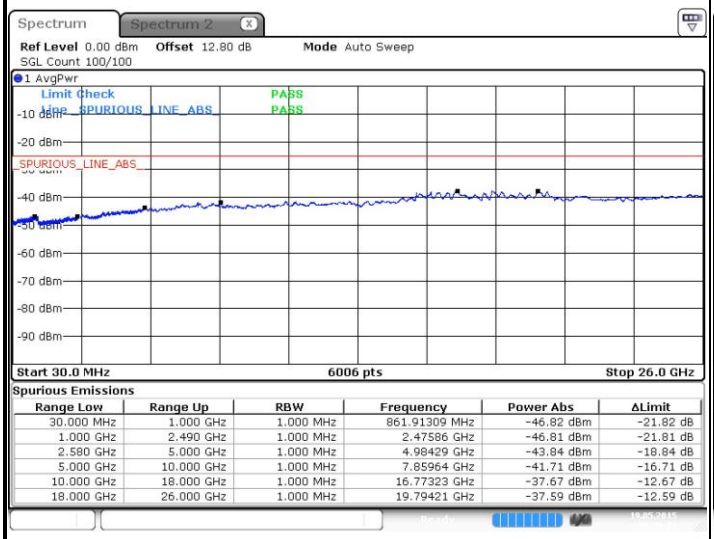

Spurious Emissions

Range Low	Range Up	RBW	Frequency	Power Abs	ΔLimit
30.000 MHz	1.000 GHz	1.000 MHz	861.91309 MHz	-46.82 dBm	-21.82 dB
1.000 GHz	2.490 GHz	1.000 MHz	2.47586 GHz	-46.81 dBm	-21.81 dB
2.580 GHz	5.000 GHz	1.000 MHz	4.98429 GHz	-43.84 dBm	-18.84 dB
5.000 GHz	10.000 GHz	1.000 MHz	7.85964 GHz	-41.71 dBm	-16.71 dB
10.000 GHz	18.000 GHz	1.000 MHz	16.77323 GHz	-37.67 dBm	-12.67 dB
18.000 GHz	26.000 GHz	1.000 MHz	19.79421 GHz	-37.59 dBm	-12.59 dB

Date: 19.MAY.2015 06:46:32

Middle Channel / 16QAM

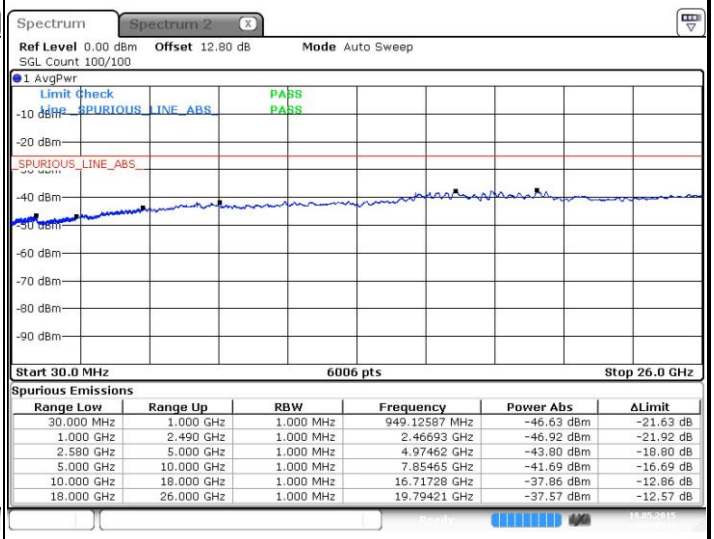

Spurious Emissions

Range Low	Range Up	RBW	Frequency	Power Abs	ΔLimit
30.000 MHz	1.000 GHz	1.000 MHz	949.12587 MHz	-46.63 dBm	-21.63 dB
1.000 GHz	2.490 GHz	1.000 MHz	2.46693 GHz	-46.92 dBm	-21.92 dB
2.580 GHz	5.000 GHz	1.000 MHz	4.97462 GHz	-43.80 dBm	-18.80 dB
5.000 GHz	10.000 GHz	1.000 MHz	7.85465 GHz	-41.69 dBm	-16.69 dB
10.000 GHz	18.000 GHz	1.000 MHz	16.71728 GHz	-37.86 dBm	-12.86 dB
18.000 GHz	26.000 GHz	1.000 MHz	19.79421 GHz	-37.57 dBm	-12.57 dB

Date: 19.MAY.2015 06:47:41

Highest Channel / QPSK

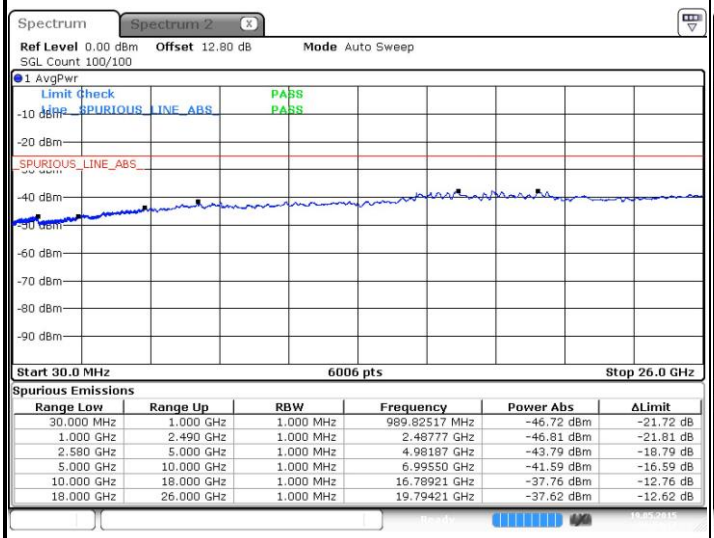

Spurious Emissions

Range Low	Range Up	RBW	Frequency	Power Abs	ΔLimit
30.000 MHz	1.000 GHz	1.000 MHz	989.82517 MHz	-46.72 dBm	-21.72 dB
1.000 GHz	2.490 GHz	1.000 MHz	2.48777 GHz	-46.81 dBm	-21.81 dB
2.580 GHz	5.000 GHz	1.000 MHz	4.98187 GHz	-43.79 dBm	-18.79 dB
5.000 GHz	10.000 GHz	1.000 MHz	6.99550 GHz	-41.59 dBm	-16.59 dB
10.000 GHz	18.000 GHz	1.000 MHz	16.78921 GHz	-37.76 dBm	-12.76 dB
18.000 GHz	26.000 GHz	1.000 MHz	19.79421 GHz	-37.62 dBm	-12.62 dB

Date: 19.MAY.2015 06:54:17

Highest Channel / 16QAM

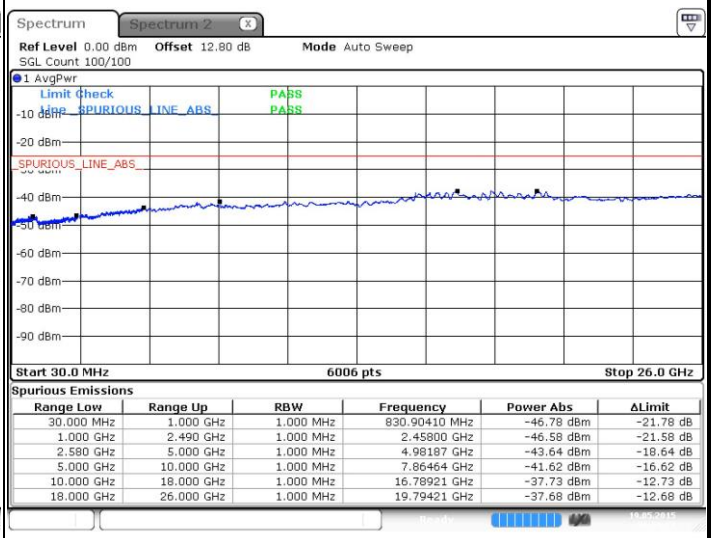

Spurious Emissions

Range Low	Range Up	RBW	Frequency	Power Abs	ΔLimit
30.000 MHz	1.000 GHz	1.000 MHz	830.90410 MHz	-46.78 dBm	-21.78 dB
1.000 GHz	2.490 GHz	1.000 MHz	2.45800 GHz	-46.58 dBm	-21.58 dB
2.580 GHz	5.000 GHz	1.000 MHz	4.98187 GHz	-43.64 dBm	-18.64 dB
5.000 GHz	10.000 GHz	1.000 MHz	7.86464 GHz	-41.62 dBm	-16.62 dB
10.000 GHz	18.000 GHz	1.000 MHz	16.78921 GHz	-37.73 dBm	-12.73 dB
18.000 GHz	26.000 GHz	1.000 MHz	19.79421 GHz	-37.68 dBm	-12.68 dB

Date: 19.MAY.2015 06:55:27

Frequency Stability

Test Conditions		LTE Band 7 (QPSK) / Middle Channel	Limit
Temperature (°C)	Voltage (Volt)	BW 10MHz	Note 2.
		Deviation (ppm)	Result
50	Normal Voltage	0.0052	PASS
40	Normal Voltage	0.0046	
30	Normal Voltage	0.0042	
20(Ref.)	Normal Voltage	0.0000	
10	Normal Voltage	0.0046	
0	Normal Voltage	0.0040	
-10	Normal Voltage	0.0044	
-20	Normal Voltage	0.0045	
-30	Normal Voltage	0.0047	
20	Maximum Voltage	0.0055	
20	Normal Voltage	0.0052	
20	Battery End Point	0.0059	

Note:

1. Normal Voltage = 3.9V. ；Battery End Point (BEP) = 3.5 V.；Maximum Voltage =4.35 V
2. Note: The frequency fundamental emissions stay within the authorized frequency block based on the frequency deviation measured is small.

LTE Band 13

Peak-to-Average Ratio

Mode	LTE Band 13 / 10MHz				
Mod.	QPSK		16QAM		Limit: 13dB
RB Size	1RB	Full RB	1RB	Full RB	Result
Lowest CH	-	-	-	-	PASS
Middle CH	3.86	4.87	4.49	5.8	
Highest CH	-	-	-	-	

LTE Band 13 / 10MHz / QPSK	
Middle Channel/ 1RB	**Middle Channel / Full RB**
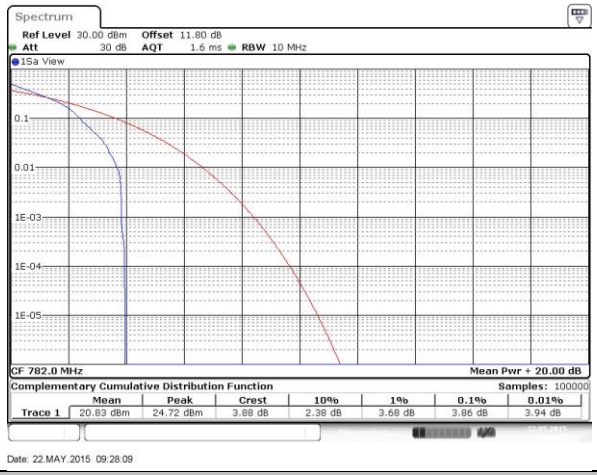	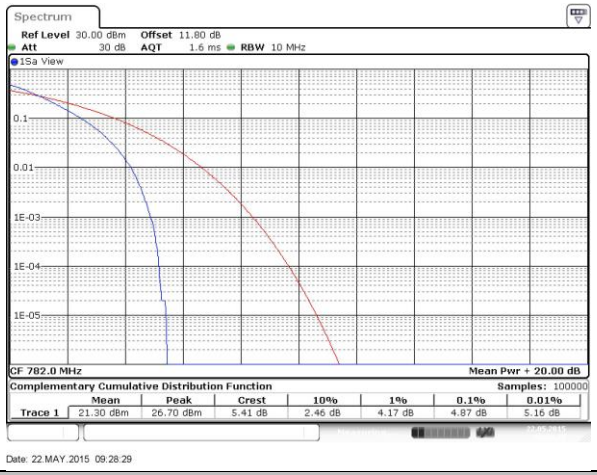

LTE Band 13 / 10MHz / 16QAM	
Middle Channel/ 1RB	**Middle Channel / Full RB**
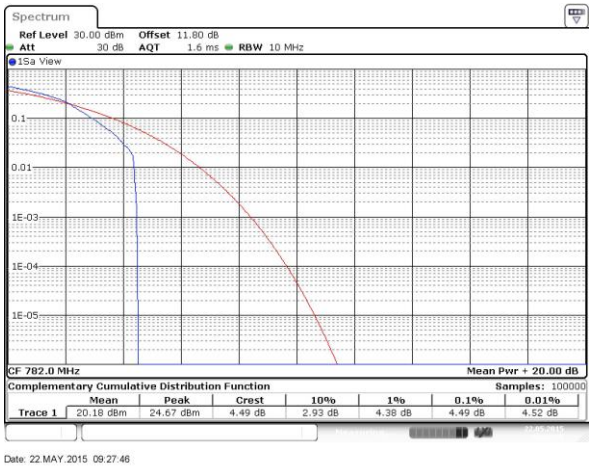	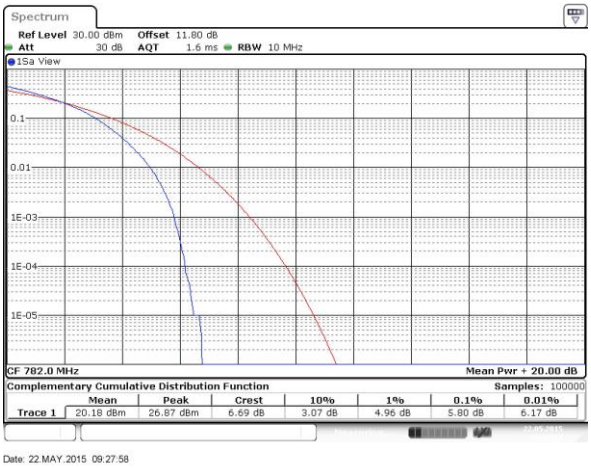

26dB Bandwidth

Mode	LTE Band 13 : 26dB BW(MHz)											
BW	1.4MHz		3MHz		5MHz		10MHz		15MHz		20MHz	
Mod.	QPSK	16QAM	QPSK	16QAM	QPSK	16QAM	QPSK	16QAM	QPSK	16QAM	QPSK	16QAM
Lowest CH	-	-	-	-	5.04	5.03	-	-	-	-	-	-
Middle CH	-	-	-	-	5.07	5.06	9.95	9.91	-	-	-	-
Highest CH	-	-	-	-	5.05	5.04	-	-	-	-	-	-

LTE Band 13

Lowest Channel / 5MHz / QPSK

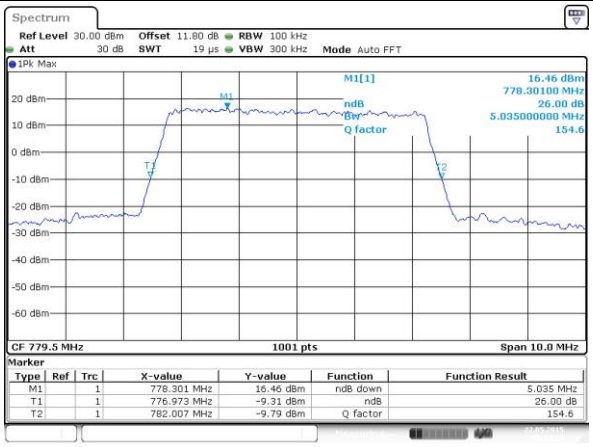

Lowest Channel / 5MHz / 16QAM

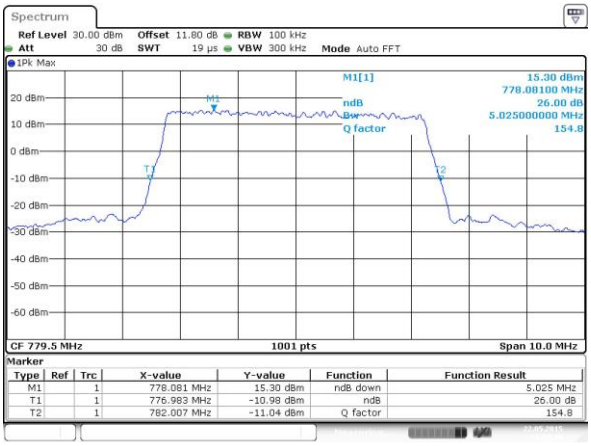

Middle Channel / 5MHz / QPSK

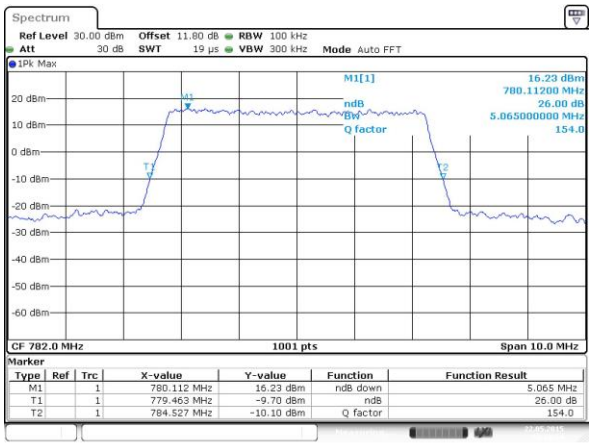

Middle Channel / 5MHz / 16QAM

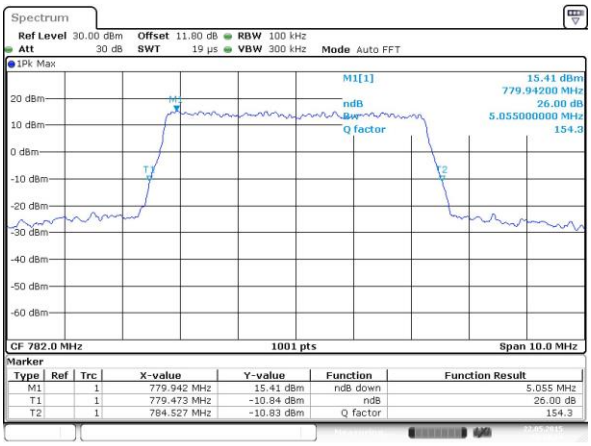

Highest Channel / 5MHz / QPSK

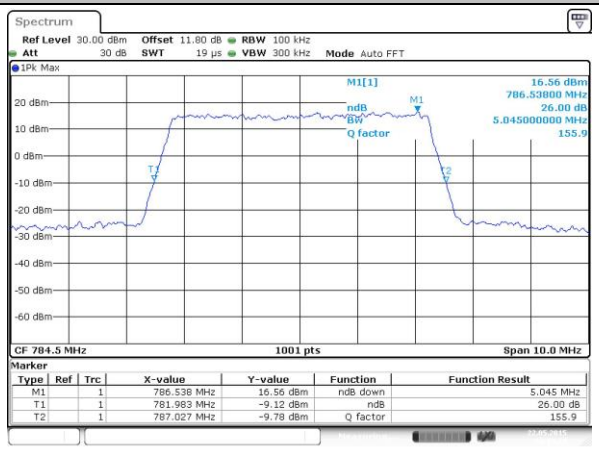

Highest Channel / 5MHz / 16QAM

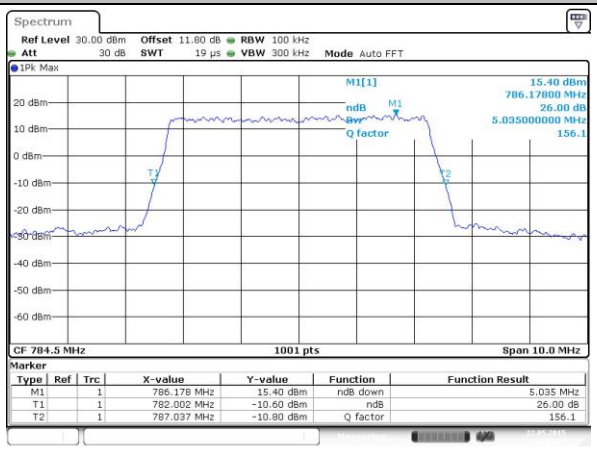

LTE Band 13	
Middle Channel / 10MHz / QPSK	**Middle Channel / 10MHz / 16QAM**
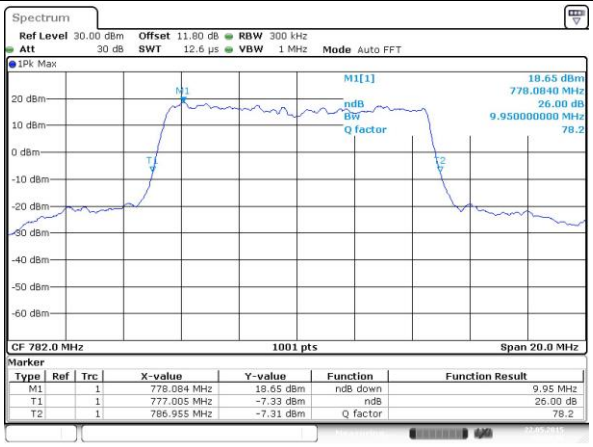	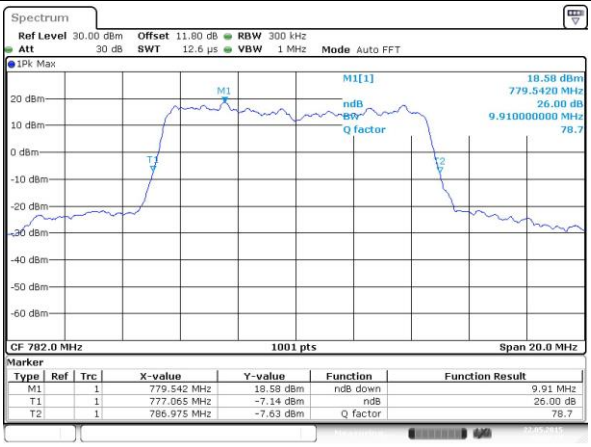

Occupied Bandwidth

Mode	LTE Band 13 : 99%OBW(MHz)											
BW	1.4MHz		3MHz		5MHz		10MHz		15MHz		20MHz	
Mod.	QPSK	16QAM	QPSK	16QAM	QPSK	16QAM	QPSK	16QAM	QPSK	16QAM	QPSK	16QAM
Lowest CH	-	-	-	-	4.51	4.5	-	-	-	-	-	-
Middle CH	-	-	-	-	4.51	4.51	9.05	9.07	-	-	-	-
Highest CH	-	-	-	-	4.5	4.5	-	-	-	-	-	-

LTE Band 13

Lowest Channel / 5MHz / QPSK

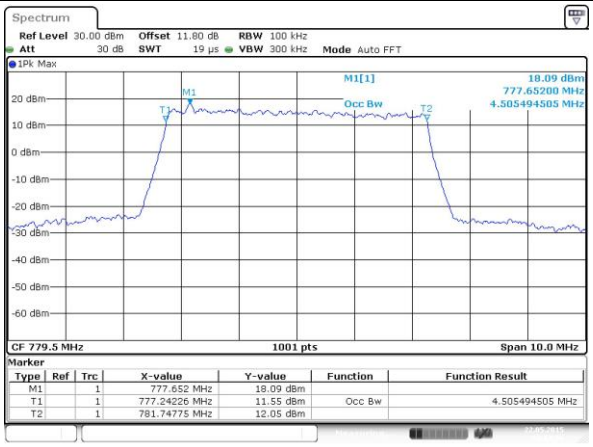

Lowest Channel / 5MHz / 16QAM

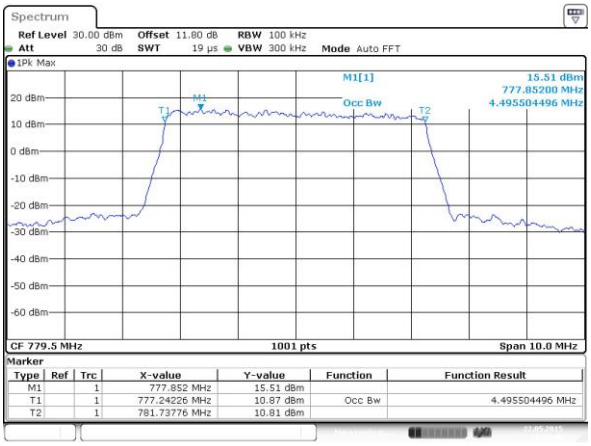

Middle Channel / 5MHz / QPSK

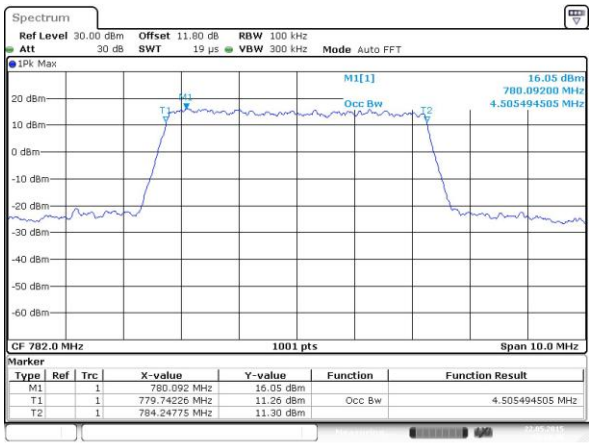

Middle Channel / 5MHz / 16QAM

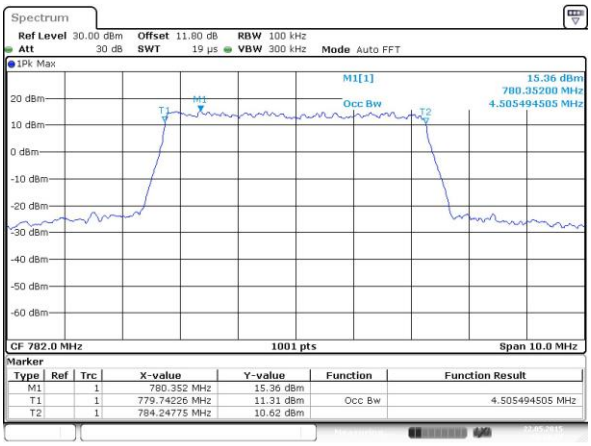

Highest Channel / 5MHz / QPSK

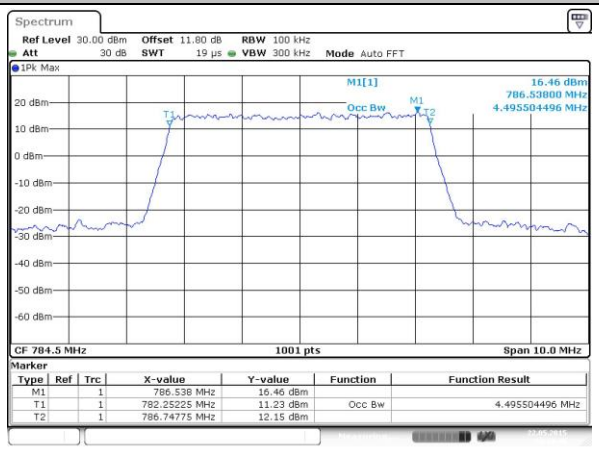

Highest Channel / 5MHz / 16QAM

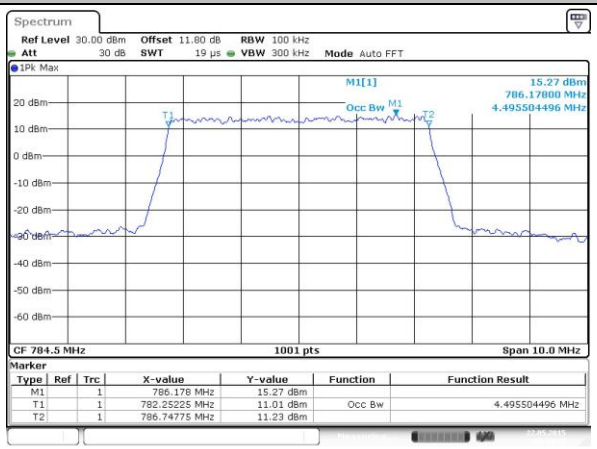

LTE Band 13	
Middle Channel / 10MHz / QPSK	**Middle Channel / 10MHz / 16QAM**
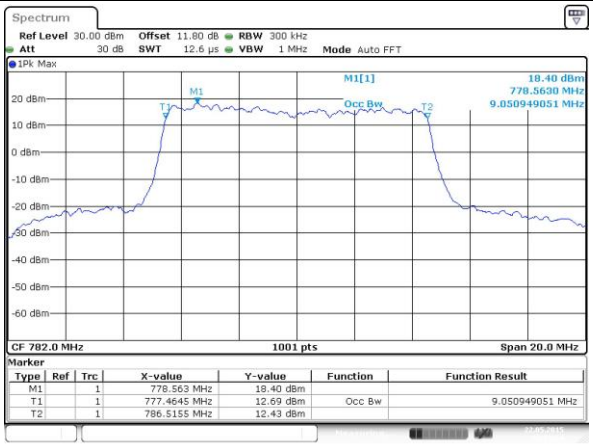	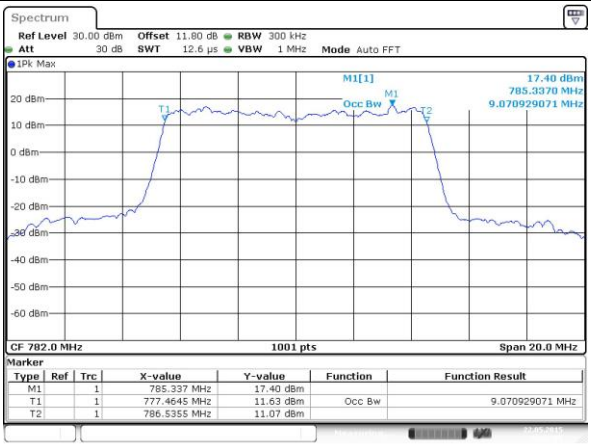

Conducted Band Edge

LTE Band 13 / 5MHz / QPSK

Lowest Band Edge / 1 RB

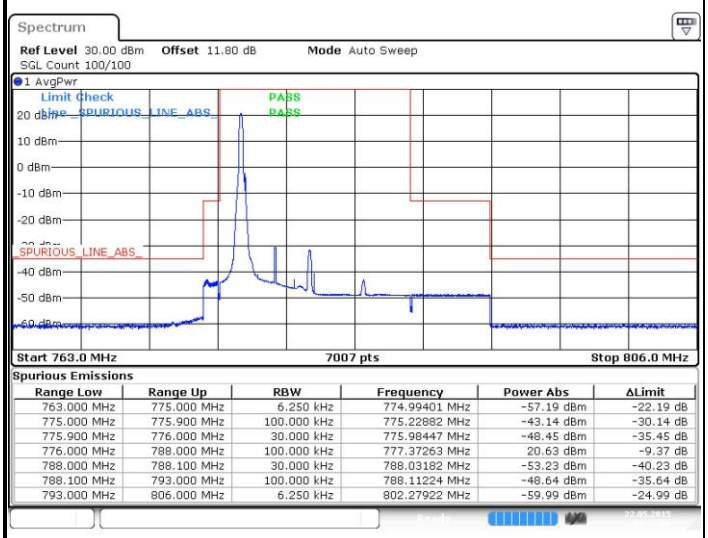

Spurious Emissions

Range Low	Range Up	RBW	Frequency	Power Abs	ΔLimit
763.000 MHz	775.000 MHz	6.250 kHz	774.99401 MHz	-57.19 dBm	-22.19 dB
775.000 MHz	775.900 MHz	100.000 kHz	775.22882 MHz	-43.14 dBm	-30.14 dB
775.900 MHz	776.000 MHz	30.000 kHz	775.98447 MHz	-48.45 dBm	-35.45 dB
776.000 MHz	788.000 MHz	100.000 kHz	777.37263 MHz	20.63 dBm	-9.37 dB
788.000 MHz	788.100 MHz	30.000 kHz	788.03182 MHz	-53.23 dBm	-40.23 dB
788.100 MHz	793.000 MHz	100.000 kHz	788.11224 MHz	-48.64 dBm	-35.64 dB
793.000 MHz	806.000 MHz	6.250 kHz	802.27922 MHz	-59.99 dBm	-24.99 dB

Date: 22.MAY.2015 09:32:05

Highest Band Edge / 1 RB

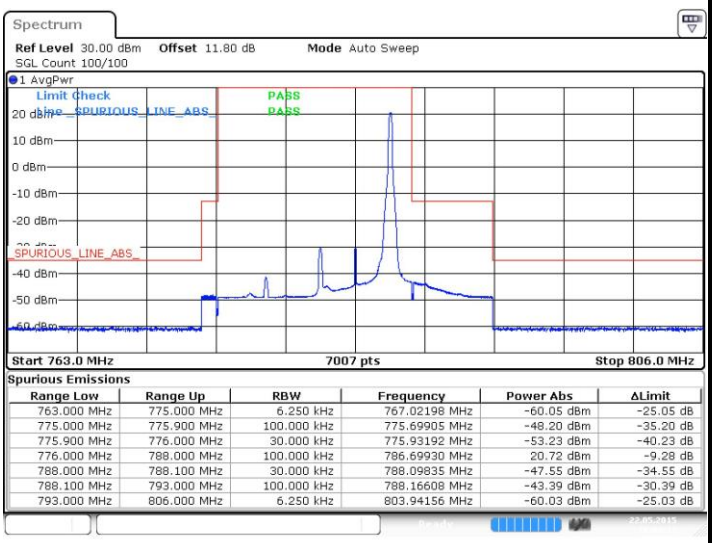

Spurious Emissions

Range Low	Range Up	RBW	Frequency	Power Abs	ΔLimit
763.000 MHz	775.000 MHz	6.250 kHz	767.02198 MHz	-60.05 dBm	-25.05 dB
775.000 MHz	775.900 MHz	100.000 kHz	775.69905 MHz	-48.20 dBm	-35.20 dB
775.900 MHz	776.000 MHz	30.000 kHz	775.93192 MHz	-53.23 dBm	-40.23 dB
776.000 MHz	788.000 MHz	100.000 kHz	786.69930 MHz	20.72 dBm	-9.28 dB
788.000 MHz	788.100 MHz	30.000 kHz	788.09835 MHz	-47.55 dBm	-34.55 dB
788.100 MHz	793.000 MHz	100.000 kHz	788.16608 MHz	-43.39 dBm	-30.39 dB
793.000 MHz	806.000 MHz	6.250 kHz	803.94156 MHz	-60.03 dBm	-25.03 dB

Date: 22.MAY.2015 10:00:13

Lowest Band Edge / Full RB

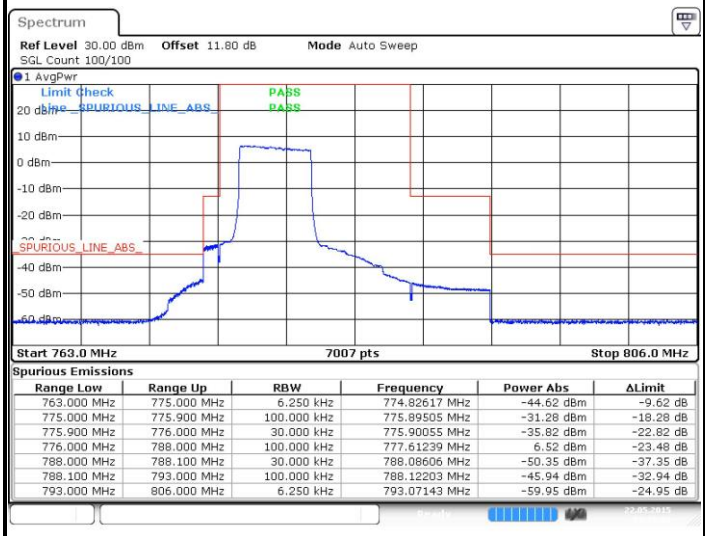

Spurious Emissions

Range Low	Range Up	RBW	Frequency	Power Abs	ΔLimit
763.000 MHz	775.000 MHz	6.250 kHz	774.82617 MHz	-44.62 dBm	-9.62 dB
775.000 MHz	775.900 MHz	100.000 kHz	775.89505 MHz	-31.28 dBm	-18.28 dB
775.900 MHz	776.000 MHz	30.000 kHz	775.90055 MHz	-35.82 dBm	-22.82 dB
776.000 MHz	788.000 MHz	100.000 kHz	777.61239 MHz	6.52 dBm	-23.48 dB
788.000 MHz	788.100 MHz	30.000 kHz	788.08606 MHz	-50.35 dBm	-37.35 dB
788.100 MHz	793.000 MHz	100.000 kHz	788.12203 MHz	-45.94 dBm	-32.94 dB
793.000 MHz	806.000 MHz	6.250 kHz	793.07143 MHz	-59.95 dBm	-24.95 dB

Date: 22.MAY.2015 09:38:00

Highest Band Edge / Full RB

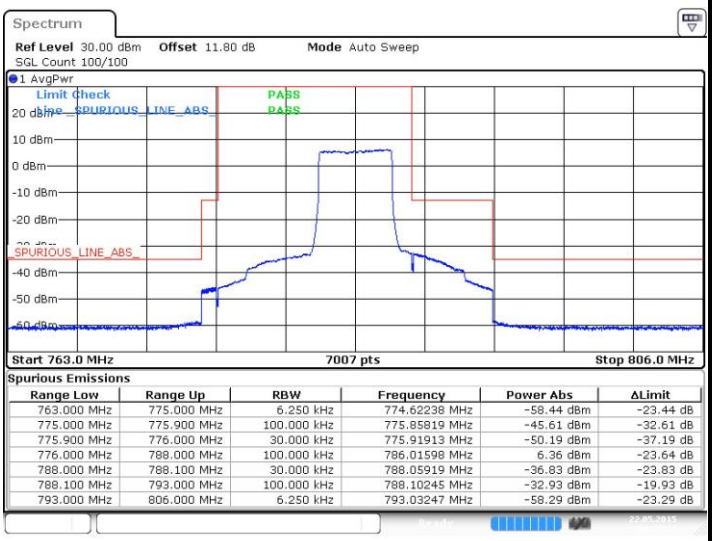

Spurious Emissions

Range Low	Range Up	RBW	Frequency	Power Abs	ΔLimit
763.000 MHz	775.000 MHz	6.250 kHz	774.62238 MHz	-58.44 dBm	-23.44 dB
775.000 MHz	775.900 MHz	100.000 kHz	775.85819 MHz	-45.61 dBm	-32.61 dB
775.900 MHz	776.000 MHz	30.000 kHz	775.91913 MHz	-50.19 dBm	-37.19 dB
776.000 MHz	788.000 MHz	100.000 kHz	786.01598 MHz	6.36 dBm	-23.64 dB
788.000 MHz	788.100 MHz	30.000 kHz	788.05919 MHz	-36.83 dBm	-23.83 dB
788.100 MHz	793.000 MHz	100.000 kHz	788.10245 MHz	-32.93 dBm	-19.93 dB
793.000 MHz	806.000 MHz	6.250 kHz	793.03247 MHz	-58.29 dBm	-23.29 dB

Date: 22.MAY.2015 09:39:31

LTE Band 13 / 5MHz / 16QAM

Lowest Band Edge /1 RB

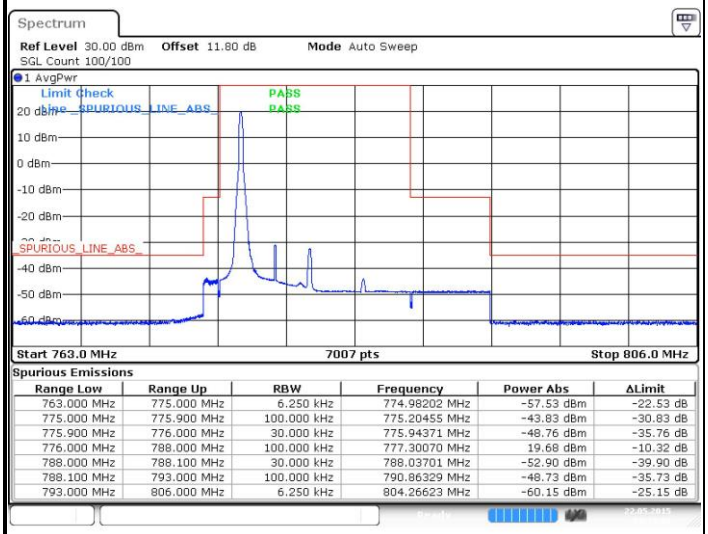

Spurious Emissions

Range Low	Range Up	RBW	Frequency	Power Abs	ΔLimit
763.000 MHz	775.000 MHz	6.250 kHz	774.98202 MHz	-57.53 dBm	-22.53 dB
775.000 MHz	775.900 MHz	100.000 kHz	775.20455 MHz	-43.83 dBm	-30.83 dB
775.900 MHz	776.000 MHz	30.000 kHz	775.94371 MHz	-48.76 dBm	-35.76 dB
776.000 MHz	788.000 MHz	100.000 kHz	777.30070 MHz	19.68 dBm	-10.32 dB
788.000 MHz	788.100 MHz	30.000 kHz	788.03701 MHz	-52.90 dBm	-39.90 dB
788.100 MHz	793.000 MHz	100.000 kHz	790.86329 MHz	-48.73 dBm	-35.73 dB
793.000 MHz	806.000 MHz	6.250 kHz	804.26623 MHz	-60.15 dBm	-25.15 dB

Date: 22.MAY.2015 09:33:38

Highest Band Edge / 1 RB

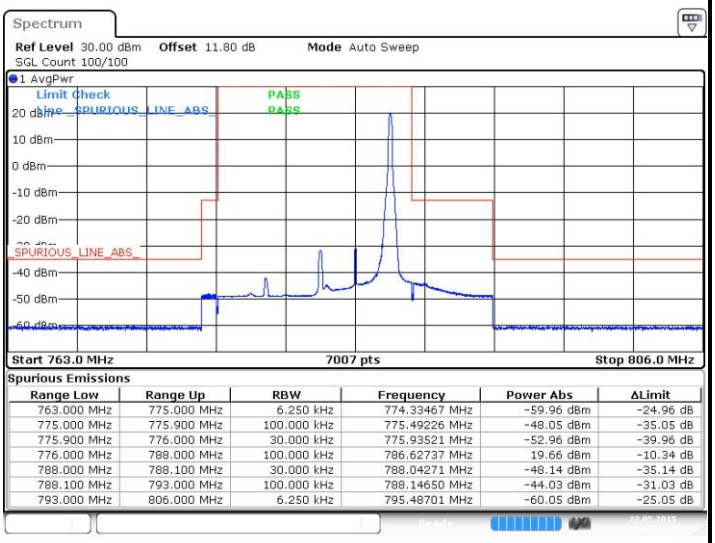

Spurious Emissions

Range Low	Range Up	RBW	Frequency	Power Abs	ΔLimit
763.000 MHz	775.000 MHz	6.250 kHz	774.33467 MHz	-59.96 dBm	-24.96 dB
775.000 MHz	775.900 MHz	100.000 kHz	775.49226 MHz	-48.05 dBm	-35.05 dB
775.900 MHz	776.000 MHz	30.000 kHz	775.93521 MHz	-52.96 dBm	-39.96 dB
776.000 MHz	788.000 MHz	100.000 kHz	786.62737 MHz	19.66 dBm	-10.34 dB
788.000 MHz	788.100 MHz	30.000 kHz	788.04271 MHz	-48.14 dBm	-35.14 dB
788.100 MHz	793.000 MHz	100.000 kHz	788.14650 MHz	-44.03 dBm	-31.03 dB
793.000 MHz	806.000 MHz	6.250 kHz	795.48701 MHz	-60.05 dBm	-25.05 dB

Date: 22.MAY.2015 09:58:35

Lowest Band Edge / Full RB

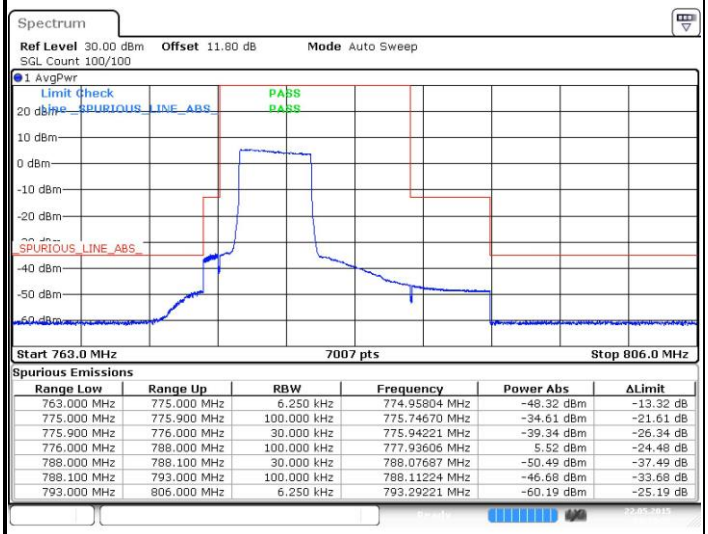

Spurious Emissions

Range Low	Range Up	RBW	Frequency	Power Abs	ΔLimit
763.000 MHz	775.000 MHz	6.250 kHz	774.95804 MHz	-48.32 dBm	-13.32 dB
775.000 MHz	775.900 MHz	100.000 kHz	775.74670 MHz	-34.61 dBm	-21.61 dB
775.900 MHz	776.000 MHz	30.000 kHz	775.94221 MHz	-39.34 dBm	-26.34 dB
776.000 MHz	788.000 MHz	100.000 kHz	777.93606 MHz	5.52 dBm	-24.48 dB
788.000 MHz	788.100 MHz	30.000 kHz	788.07687 MHz	-50.49 dBm	-37.49 dB
788.100 MHz	793.000 MHz	100.000 kHz	788.11224 MHz	-46.68 dBm	-33.68 dB
793.000 MHz	806.000 MHz	6.250 kHz	793.29221 MHz	-60.19 dBm	-25.19 dB

Date: 22.MAY.2015 09:34:52

Highest Band Edge / Full RB

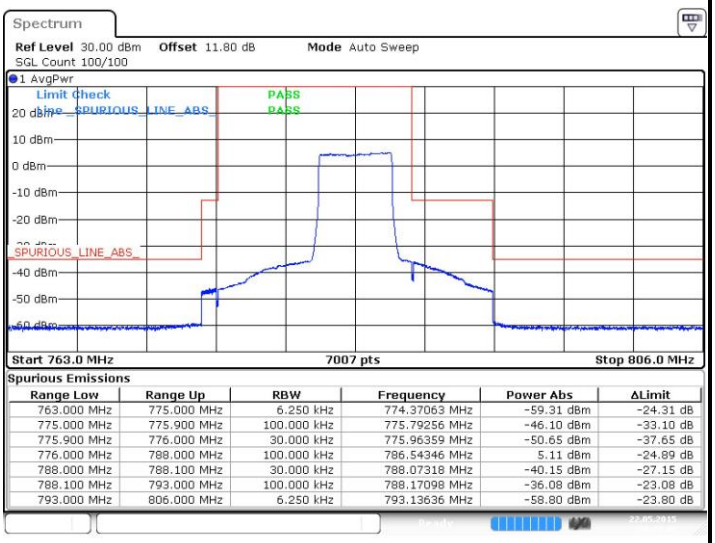

Spurious Emissions

Range Low	Range Up	RBW	Frequency	Power Abs	ΔLimit
763.000 MHz	775.000 MHz	6.250 kHz	774.37063 MHz	-59.31 dBm	-24.31 dB
775.000 MHz	775.900 MHz	100.000 kHz	775.79256 MHz	-46.10 dBm	-33.10 dB
775.900 MHz	776.000 MHz	30.000 kHz	775.96359 MHz	-50.65 dBm	-37.65 dB
776.000 MHz	788.000 MHz	100.000 kHz	786.54346 MHz	5.11 dBm	-24.89 dB
788.000 MHz	788.100 MHz	30.000 kHz	788.07318 MHz	-40.15 dBm	-27.15 dB
788.100 MHz	793.000 MHz	100.000 kHz	788.17098 MHz	-36.08 dBm	-23.08 dB
793.000 MHz	806.000 MHz	6.250 kHz	793.13636 MHz	-58.80 dBm	-23.80 dB

Date: 22.MAY.2015 09:42:35

LTE Band 13 / 10MHz / QPSK

Lowest Band Edge / 1 RB

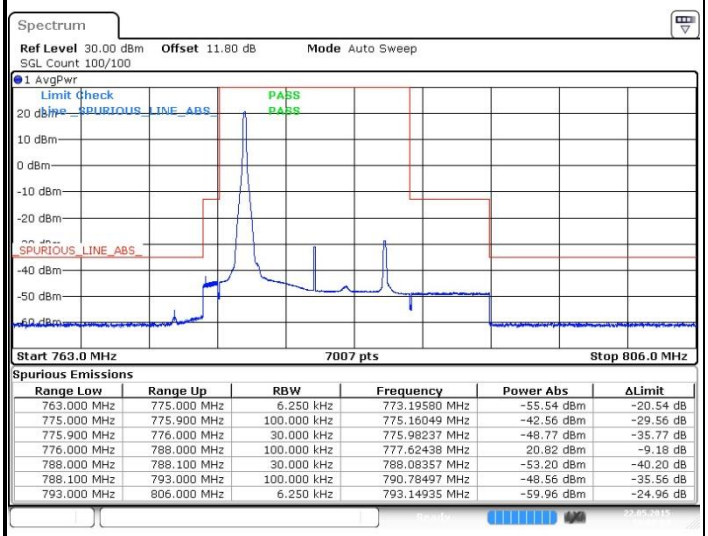

Spurious Emissions

Range Low	Range Up	RBW	Frequency	Power Abs	ΔLimit
763.000 MHz	775.000 MHz	6.250 kHz	773.19580 MHz	-55.54 dBm	-20.54 dB
775.000 MHz	775.900 MHz	100.000 kHz	775.16049 MHz	-42.56 dBm	-29.56 dB
775.900 MHz	776.000 MHz	30.000 kHz	775.98237 MHz	-48.77 dBm	-35.77 dB
776.000 MHz	788.000 MHz	100.000 kHz	777.62438 MHz	20.82 dBm	-9.18 dB
788.000 MHz	788.100 MHz	30.000 kHz	788.08357 MHz	-53.20 dBm	-40.20 dB
788.100 MHz	793.000 MHz	100.000 kHz	790.78497 MHz	-48.56 dBm	-35.56 dB
793.000 MHz	806.000 MHz	6.250 kHz	793.14935 MHz	-59.96 dBm	-24.96 dB

Date: 22.MAY.2015 10:02:04

Highest Band Edge / 1 RB

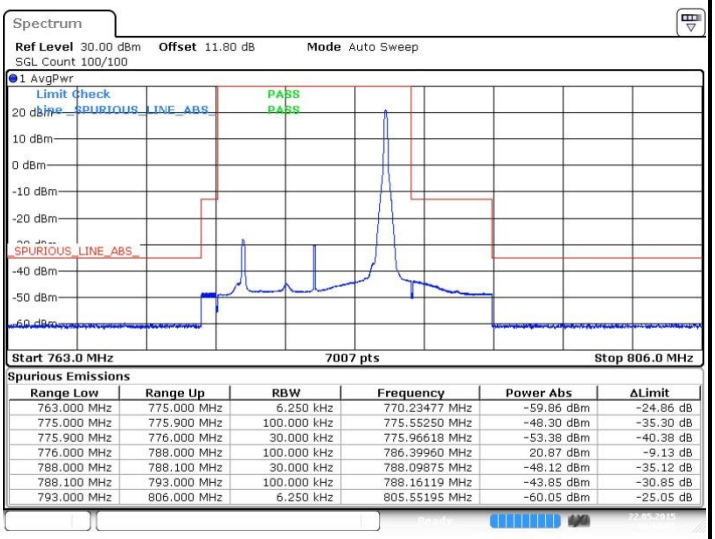

Spurious Emissions

Range Low	Range Up	RBW	Frequency	Power Abs	ΔLimit
763.000 MHz	775.000 MHz	6.250 kHz	770.23477 MHz	-59.86 dBm	-24.86 dB
775.000 MHz	775.900 MHz	100.000 kHz	775.55250 MHz	-48.30 dBm	-35.30 dB
775.900 MHz	776.000 MHz	30.000 kHz	775.96618 MHz	-53.38 dBm	-40.38 dB
776.000 MHz	788.000 MHz	100.000 kHz	786.39960 MHz	20.87 dBm	-9.13 dB
788.000 MHz	788.100 MHz	30.000 kHz	788.09875 MHz	-48.12 dBm	-35.12 dB
788.100 MHz	793.000 MHz	100.000 kHz	788.16119 MHz	-43.85 dBm	-30.85 dB
793.000 MHz	806.000 MHz	6.250 kHz	805.55195 MHz	-60.05 dBm	-25.05 dB

Date: 22.MAY.2015 10:10:05

Band Edge / Full RB

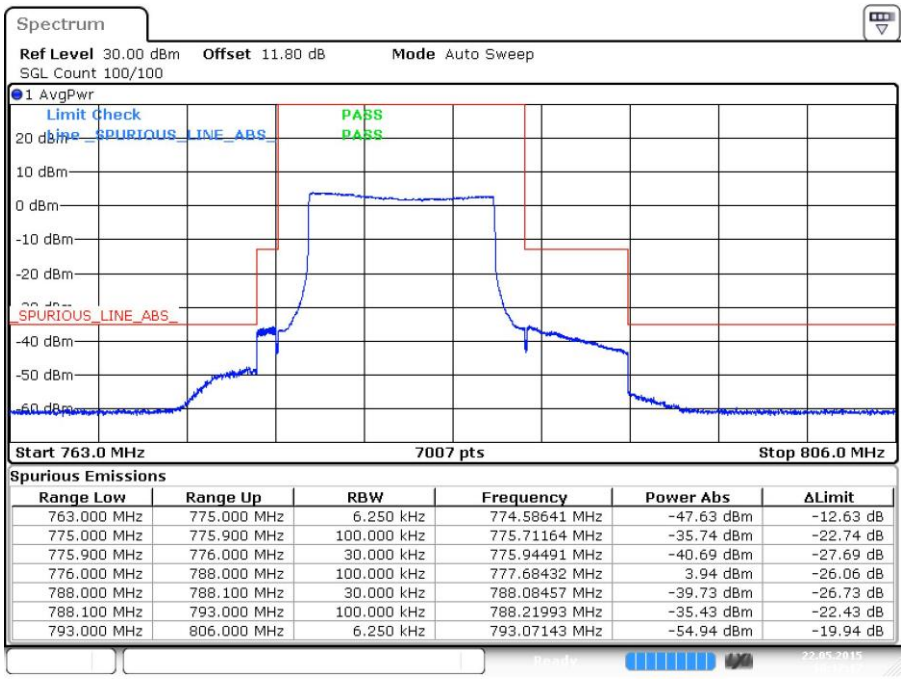

Spurious Emissions

Range Low	Range Up	RBW	Frequency	Power Abs	ΔLimit
763.000 MHz	775.000 MHz	6.250 kHz	774.58641 MHz	-47.63 dBm	-12.63 dB
775.000 MHz	775.900 MHz	100.000 kHz	775.71164 MHz	-35.74 dBm	-22.74 dB
775.900 MHz	776.000 MHz	30.000 kHz	775.94491 MHz	-40.69 dBm	-27.69 dB
776.000 MHz	788.000 MHz	100.000 kHz	777.68432 MHz	3.94 dBm	-26.06 dB
788.000 MHz	788.100 MHz	30.000 kHz	788.08457 MHz	-39.73 dBm	-26.73 dB
788.100 MHz	793.000 MHz	100.000 kHz	788.21993 MHz	-35.43 dBm	-22.43 dB
793.000 MHz	806.000 MHz	6.250 kHz	793.07143 MHz	-54.94 dBm	-19.94 dB

Date: 22.MAY.2015 10:12:17

LTE Band 13 / 10MHz / 16QAM

Lowest Band Edge / 1 RB

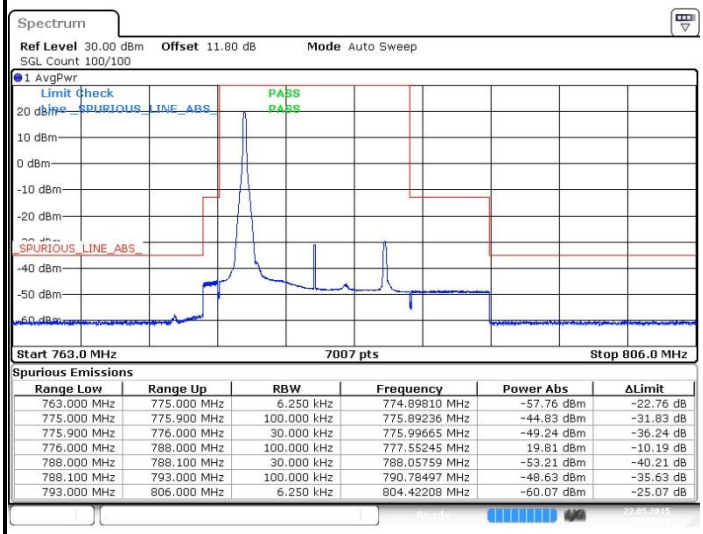

Spurious Emissions

Range Low	Range Up	RBW	Frequency	Power Abs	ΔLimit
763.000 MHz	775.000 MHz	6.250 kHz	774.89810 MHz	-57.76 dBm	-22.76 dB
775.000 MHz	775.900 MHz	100.000 kHz	775.89236 MHz	-44.83 dBm	-31.83 dB
775.900 MHz	776.000 MHz	30.000 kHz	775.99665 MHz	-49.24 dBm	-36.24 dB
776.000 MHz	788.000 MHz	100.000 kHz	777.55245 MHz	19.81 dBm	-10.19 dB
788.000 MHz	788.100 MHz	30.000 kHz	788.05759 MHz	-53.21 dBm	-40.21 dB
788.100 MHz	793.000 MHz	100.000 kHz	790.78497 MHz	-48.63 dBm	-35.63 dB
793.000 MHz	806.000 MHz	6.250 kHz	804.42208 MHz	-60.07 dBm	-25.07 dB

Date: 22.MAY.2015 10:07:11

Highest Band Edge / 1 RB

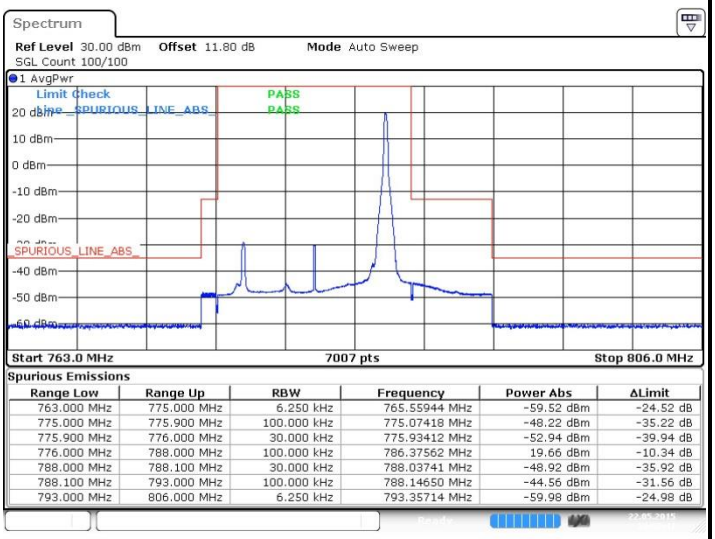

Spurious Emissions

Range Low	Range Up	RBW	Frequency	Power Abs	ΔLimit
763.000 MHz	775.000 MHz	6.250 kHz	765.55944 MHz	-59.52 dBm	-24.52 dB
775.000 MHz	775.900 MHz	100.000 kHz	775.07418 MHz	-48.22 dBm	-35.22 dB
775.900 MHz	776.000 MHz	30.000 kHz	775.93412 MHz	-52.94 dBm	-39.94 dB
776.000 MHz	788.000 MHz	100.000 kHz	786.37562 MHz	19.66 dBm	-10.34 dB
788.000 MHz	788.100 MHz	30.000 kHz	788.03741 MHz	-48.92 dBm	-35.92 dB
788.100 MHz	793.000 MHz	100.000 kHz	788.14650 MHz	-44.56 dBm	-31.56 dB
793.000 MHz	806.000 MHz	6.250 kHz	793.35714 MHz	-59.98 dBm	-24.98 dB

Date: 22.MAY.2015 10:08:42

Band Edge / Full RB

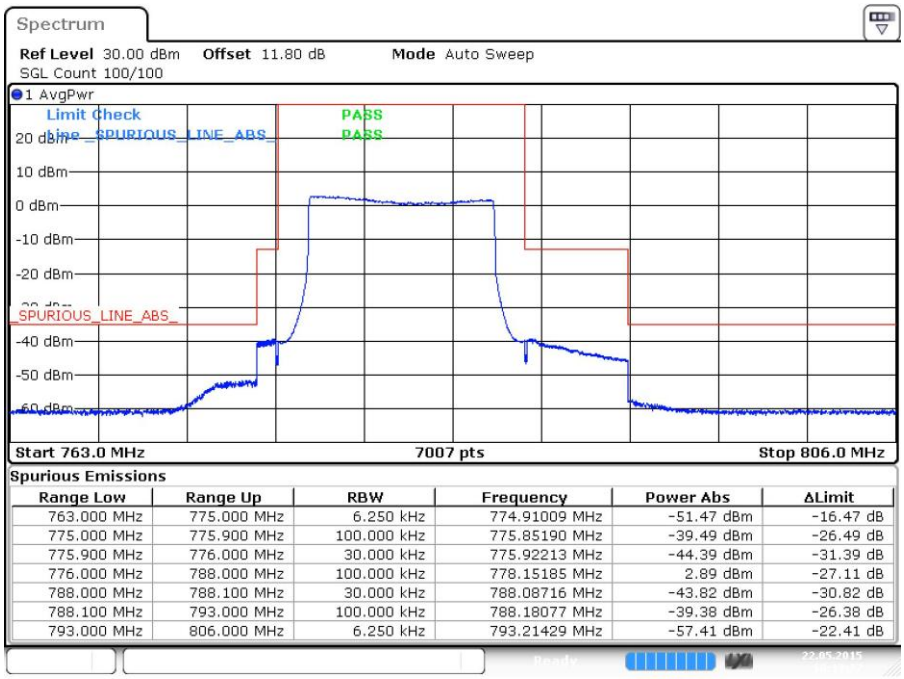

Spurious Emissions

Range Low	Range Up	RBW	Frequency	Power Abs	ΔLimit
763.000 MHz	775.000 MHz	6.250 kHz	774.91009 MHz	-51.47 dBm	-16.47 dB
775.000 MHz	775.900 MHz	100.000 kHz	775.85190 MHz	-39.49 dBm	-26.49 dB
775.900 MHz	776.000 MHz	30.000 kHz	775.92213 MHz	-44.39 dBm	-31.39 dB
776.000 MHz	788.000 MHz	100.000 kHz	778.15185 MHz	2.89 dBm	-27.11 dB
788.000 MHz	788.100 MHz	30.000 kHz	788.08716 MHz	-43.82 dBm	-30.82 dB
788.100 MHz	793.000 MHz	100.000 kHz	788.18077 MHz	-39.38 dBm	-26.38 dB
793.000 MHz	806.000 MHz	6.250 kHz	793.21429 MHz	-57.41 dBm	-22.41 dB

Date: 22.MAY.2015 10:13:28

Conducted Spurious Emission

LTE Band 13 / 5MHz

Lowest Channel / QPSK

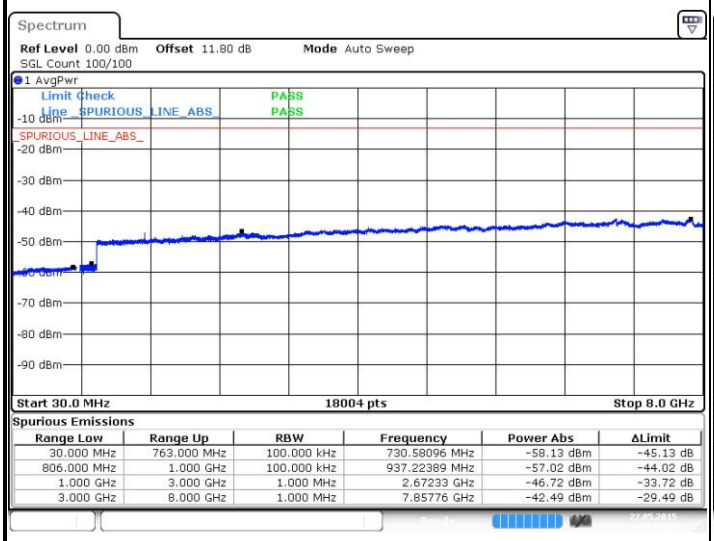

Spurious Emissions

Range Low	Range Up	RBW	Frequency	Power Abs	ΔLimit
30.000 MHz	763.000 MHz	100.000 kHz	730.58096 MHz	-58.13 dBm	-45.13 dB
806.000 MHz	1.000 GHz	100.000 kHz	937.22389 MHz	-57.02 dBm	-44.02 dB
1.000 GHz	3.000 GHz	1.000 MHz	2.67233 GHz	-46.72 dBm	-33.72 dB
3.000 GHz	8.000 GHz	1.000 MHz	7.85776 GHz	-42.49 dBm	-29.49 dB

Date: 22.MAY.2015 09:14:22

Lowest Channel / 16QAM

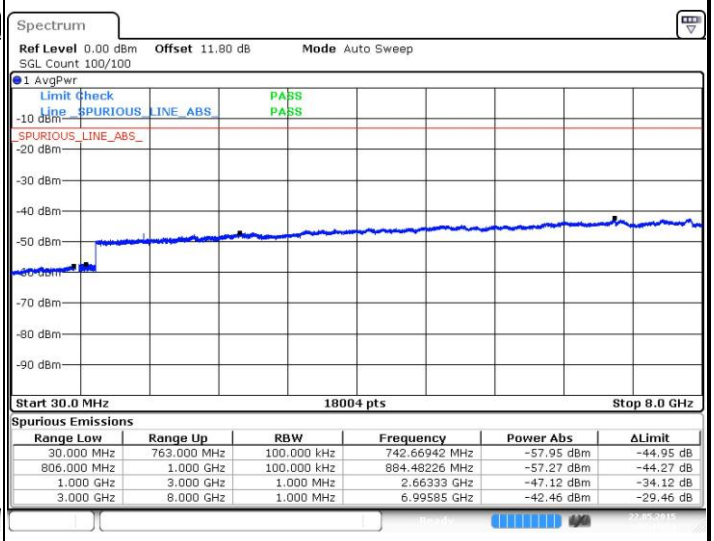

Spurious Emissions

Range Low	Range Up	RBW	Frequency	Power Abs	ΔLimit
30.000 MHz	763.000 MHz	100.000 kHz	742.66942 MHz	-57.95 dBm	-44.95 dB
806.000 MHz	1.000 GHz	100.000 kHz	884.48226 MHz	-57.27 dBm	-44.27 dB
1.000 GHz	3.000 GHz	1.000 MHz	2.66333 GHz	-47.12 dBm	-34.12 dB
3.000 GHz	8.000 GHz	1.000 MHz	6.99585 GHz	-42.46 dBm	-29.46 dB

Date: 22.MAY.2015 09:15:32

Middle Channel / QPSK

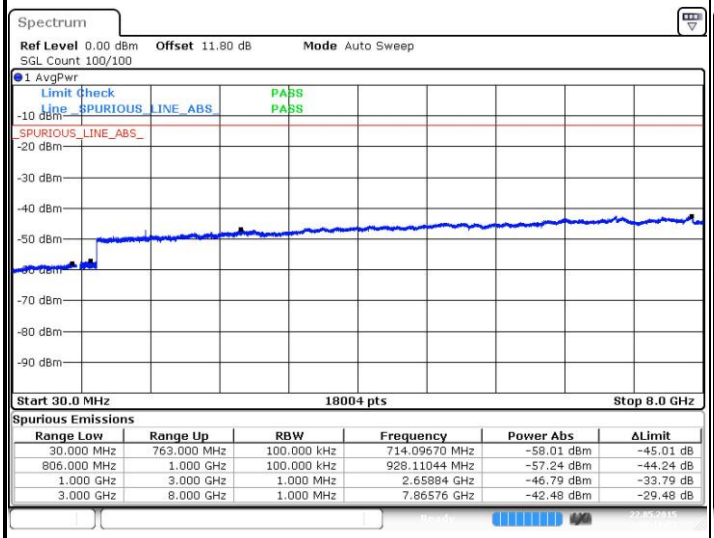

Spurious Emissions

Range Low	Range Up	RBW	Frequency	Power Abs	ΔLimit
30.000 MHz	763.000 MHz	100.000 kHz	714.09670 MHz	-58.01 dBm	-45.01 dB
806.000 MHz	1.000 GHz	100.000 kHz	928.11044 MHz	-57.24 dBm	-44.24 dB
1.000 GHz	3.000 GHz	1.000 MHz	2.65884 GHz	-46.79 dBm	-33.79 dB
3.000 GHz	8.000 GHz	1.000 MHz	7.86576 GHz	-42.48 dBm	-29.48 dB

Date: 22.MAY.2015 09:17:51

Middle Channel / 16QAM

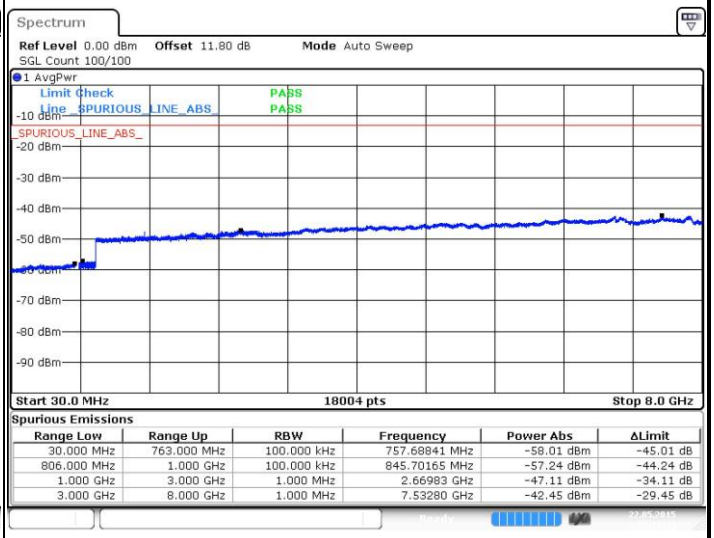

Spurious Emissions

Range Low	Range Up	RBW	Frequency	Power Abs	ΔLimit
30.000 MHz	763.000 MHz	100.000 kHz	757.68841 MHz	-58.01 dBm	-45.01 dB
806.000 MHz	1.000 GHz	100.000 kHz	845.70165 MHz	-57.24 dBm	-44.24 dB
1.000 GHz	3.000 GHz	1.000 MHz	2.66983 GHz	-47.11 dBm	-34.11 dB
3.000 GHz	8.000 GHz	1.000 MHz	7.53280 GHz	-42.45 dBm	-29.45 dB

Date: 22.MAY.2015 09:16:41

LTE Band 13 / 5MHz

Highest Channel / QPSK

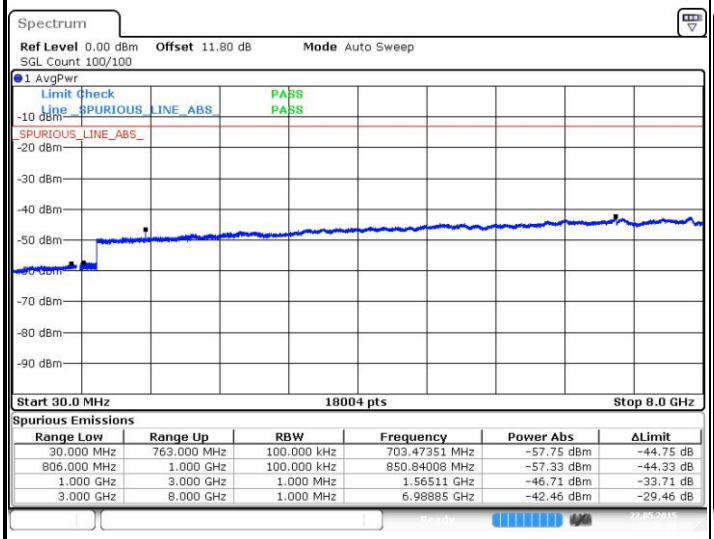

Spurious Emissions

Range Low	Range Up	RBW	Frequency	Power Abs	ΔLimit
30.000 MHz	763.000 MHz	100.000 kHz	703.47351 MHz	-57.75 dBm	-44.75 dB
806.000 MHz	1.000 GHz	100.000 kHz	850.84008 MHz	-57.33 dBm	-44.33 dB
1.000 GHz	3.000 GHz	1.000 MHz	1.56511 GHz	-46.71 dBm	-33.71 dB
3.000 GHz	8.000 GHz	1.000 MHz	6.98885 GHz	-42.46 dBm	-29.46 dB

Date: 22.MAY.2015 09:20:34

Highest Channel / 16QAM

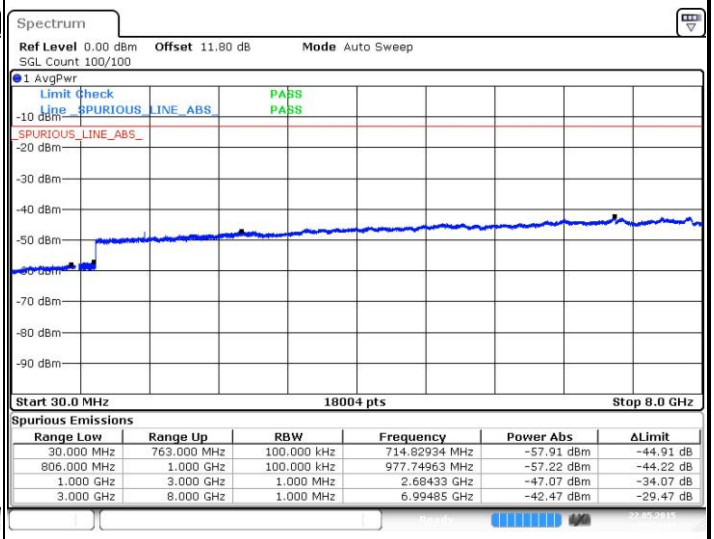

Spurious Emissions

Range Low	Range Up	RBW	Frequency	Power Abs	ΔLimit
30.000 MHz	763.000 MHz	100.000 kHz	714.82934 MHz	-57.91 dBm	-44.91 dB
806.000 MHz	1.000 GHz	100.000 kHz	977.74963 MHz	-57.22 dBm	-44.22 dB
1.000 GHz	3.000 GHz	1.000 MHz	2.68433 GHz	-47.07 dBm	-34.07 dB
3.000 GHz	8.000 GHz	1.000 MHz	6.99485 GHz	-42.47 dBm	-29.47 dB

Date: 22.MAY.2015 09:21:43

LTE Band 13 / 10MHz

Middle Channel / QPSK

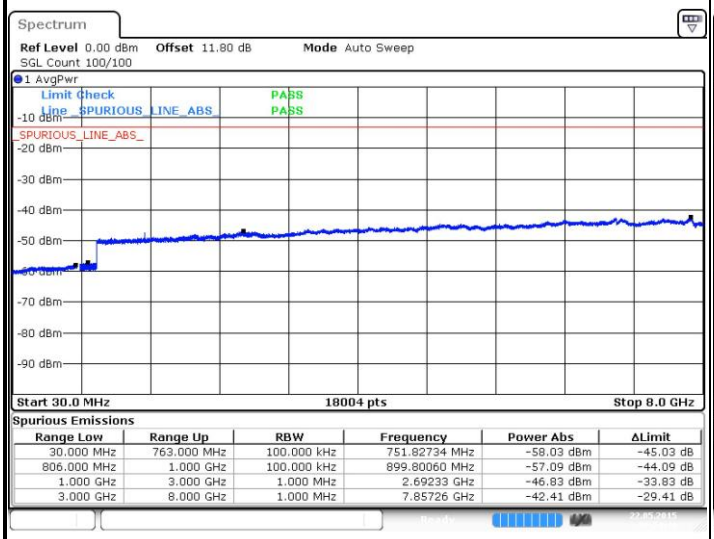

Spurious Emissions

Range Low	Range Up	RBW	Frequency	Power Abs	ΔLimit
30.000 MHz	763.000 MHz	100.000 kHz	751.82734 MHz	-58.03 dBm	-45.03 dB
806.000 MHz	1.000 GHz	100.000 kHz	899.80060 MHz	-57.09 dBm	-44.09 dB
1.000 GHz	3.000 GHz	1.000 MHz	2.69233 GHz	-46.83 dBm	-33.83 dB
3.000 GHz	8.000 GHz	1.000 MHz	7.85726 GHz	-42.41 dBm	-29.41 dB

Date: 22.MAY.2015 09:24:49

Middle Channel / 16QAM

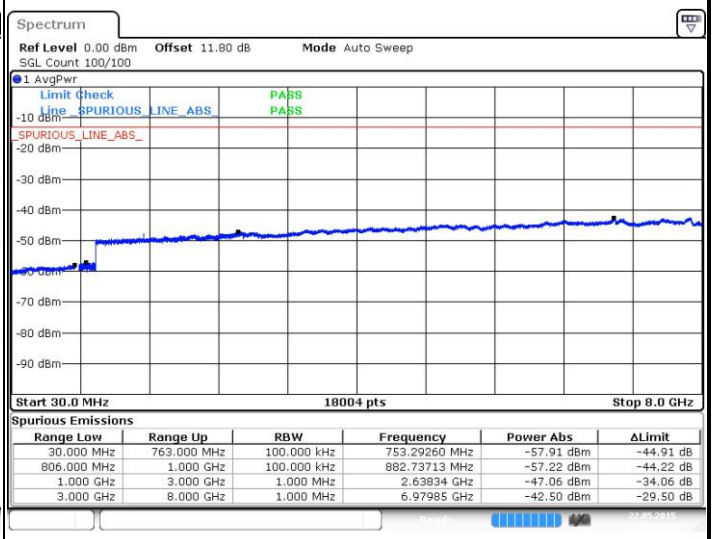

Spurious Emissions

Range Low	Range Up	RBW	Frequency	Power Abs	ΔLimit
30.000 MHz	763.000 MHz	100.000 kHz	753.29260 MHz	-57.91 dBm	-44.91 dB
806.000 MHz	1.000 GHz	100.000 kHz	882.73713 MHz	-57.22 dBm	-44.22 dB
1.000 GHz	3.000 GHz	1.000 MHz	2.63834 GHz	-47.06 dBm	-34.06 dB
3.000 GHz	8.000 GHz	1.000 MHz	6.97985 GHz	-42.50 dBm	-29.50 dB

Date: 22.MAY.2015 09:23:40

Frequency Stability

Test Conditions		LTE Band 13 (QPSK) / Middle Channel	Limit
Temperature (°C)	Voltage (Volt)	BW 10MHz	Note 2.
		Deviation (ppm)	Result
50	Normal Voltage	0.0095	PASS
40	Normal Voltage	0.0097	
30	Normal Voltage	0.0092	
20(Ref.)	Normal Voltage	0.0000	
10	Normal Voltage	0.0004	
0	Normal Voltage	0.0097	
-10	Normal Voltage	0.0004	
-20	Normal Voltage	0.0083	
-30	Normal Voltage	0.0093	
20	Maximum Voltage	0.0096	
20	Normal Voltage	0.0000	
20	Battery End Point	0.0010	

Note:

1. Normal Voltage = 3.9V. ；Battery End Point (BEP) = 3.5 V.；Maximum Voltage =4.35 V
2. Note: The frequency fundamental emissions stay within the authorized frequency block based on the frequency deviation measured is small.

Appendix B. Test Results of Radiated Test

ERP/EIRP

LTE Band 2 / 1.4MHz							
Channel	Modulation	RB		Horizontal		Vertical	
		Size	Offset	EIRP(dBm)	EIRP(W)	EIRP(dBm)	EIRP(W)
Lowest	QPSK	1	0	23.86	0.2432	23.29	0.2133
Middle		1	0	22.97	0.1982	22.35	0.1718
Highest		1	0	24.80	0.3020	23.29	0.2133
Lowest	16QAM	1	0	21.72	0.1486	21.13	0.1297
Middle		1	0	20.82	0.1208	20.19	0.1045
Highest		1	0	22.61	0.1824	21.10	0.1288
Limit	EIRP < 2W			Result		PASS	

LTE Band 2 / 3MHz							
Channel	Modulation	RB		Horizontal		Vertical	
		Size	Offset	EIRP(dBm)	EIRP(W)	EIRP(dBm)	EIRP(W)
Lowest	QPSK	1	0	24.13	0.2588	23.52	0.2249
Middle		1	0	23.19	0.2084	22.38	0.1730
Highest		1	0	24.87	0.3069	23.40	0.2188
Lowest	16QAM	1	0	21.75	0.1496	21.09	0.1285
Middle		1	0	20.88	0.1225	20.19	0.1045
Highest		1	0	22.57	0.1807	21.01	0.1262
Limit	EIRP < 2W			Result		PASS	

LTE Band 2 / 5MHz							
Channel	Modulation	RB		Horizontal		Vertical	
		Size	Offset	EIRP(dBm)	EIRP(W)	EIRP(dBm)	EIRP(W)
Lowest	QPSK	1	0	23.73	0.2360	23.32	0.2148
Middle		1	0	23.11	0.2046	22.37	0.1726
Highest		1	0	24.72	0.2965	23.26	0.2118
Lowest	16QAM	1	0	21.65	0.1462	21.00	0.1259
Middle		1	0	20.76	0.1191	20.04	0.1009
Highest		1	0	22.32	0.1706	20.94	0.1242
Limit	EIRP < 2W			Result		PASS	

LTE Band 2 / 10MHz							
Channel	Modulation	RB		Horizontal		Vertical	
		Size	Offset	EIRP(dBm)	EIRP(W)	EIRP(dBm)	EIRP(W)
Lowest	QPSK	1	0	24.19	0.2624	23.30	0.2138
Middle		1	0	23.12	0.2051	22.57	0.1807
Highest		1	0	24.29	0.2685	22.98	0.1986
Lowest	16QAM	1	0	21.85	0.1531	20.97	0.1250
Middle		1	0	20.94	0.1242	20.19	0.1045
Highest		1	0	21.98	0.1578	20.73	0.1183
Limit	EIRP < 2W			Result		PASS	

LTE Band 2 / 15MHz							
Channel	Modulation	RB		Horizontal		Vertical	
		Size	Offset	EIRP(dBm)	EIRP(W)	EIRP(dBm)	EIRP(W)
Lowest	QPSK	1	0	24.15	0.2600	23.15	0.2065
Middle		1	0	23.42	0.2198	22.49	0.1774
Highest		1	0	24.01	0.2518	22.84	0.1923
Lowest	16QAM	1	0	21.96	0.1570	21.04	0.1271
Middle		1	0	21.37	0.1371	20.46	0.1112
Highest		1	0	22.04	0.1600	20.79	0.1199
Limit	EIRP < 2W			Result		PASS	

LTE Band 2 / 20MHz							
Channel	Modulation	RB		Horizontal		Vertical	
		Size	Offset	EIRP(dBm)	EIRP(W)	EIRP(dBm)	EIRP(W)
Lowest	QPSK	1	0	24.29	0.2685	23.49	0.2234
Middle		1	0	23.53	0.2254	22.68	0.1854
Highest		1	0	23.58	0.2280	22.69	0.1858
Lowest	16QAM	1	0	21.94	0.1563	21.18	0.1312
Middle		1	0	21.28	0.1343	20.47	0.1114
Highest		1	0	21.34	0.1361	20.55	0.1135
Limit	EIRP < 2W			Result		PASS	

LTE Band 4 / 1.4MHz							
Channel	Modulation	RB		Horizontal		Vertical	
		Size	Offset	EIRP(dBm)	EIRP(W)	EIRP(dBm)	EIRP(W)
Lowest	QPSK	1	0	24.12	0.2582	24.23	0.2649
Middle		1	0	24.46	0.2793	24.30	0.2692
Highest		1	0	24.29	0.2685	23.98	0.2500
Lowest	16QAM	1	0	23.01	0.2000	23.06	0.2023
Middle		1	0	23.25	0.2113	23.10	0.2042
Highest		1	0	23.12	0.2051	22.83	0.1919
Limit	EIRP < 1W			Result		PASS	

LTE Band 4 / 3MHz							
Channel	Modulation	RB		Horizontal		Vertical	
		Size	Offset	EIRP(dBm)	EIRP(W)	EIRP(dBm)	EIRP(W)
Lowest	QPSK	1	0	24.26	0.2667	24.53	0.2838
Middle		1	0	24.24	0.2655	24.23	0.2649
Highest		1	0	24.24	0.2655	24.14	0.2594
Lowest	16QAM	1	0	23.06	0.2023	23.22	0.2099
Middle		1	0	23.07	0.2028	23.05	0.2018
Highest		1	0	23.01	0.2000	22.81	0.1910
Limit	EIRP < 1W			Result		PASS	

LTE Band 4 / 5MHz							
Channel	Modulation	RB		Horizontal		Vertical	
		Size	Offset	EIRP(dBm)	EIRP(W)	EIRP(dBm)	EIRP(W)
Lowest	QPSK	1	0	24.34	0.2716	24.66	0.2924
Middle		1	0	24.24	0.2655	24.19	0.2624
Highest		1	0	24.55	0.2851	24.11	0.2576
Lowest	16QAM	1	0	22.85	0.1928	23.17	0.2075
Middle		1	0	22.89	0.1945	22.86	0.1932
Highest		1	0	23.20	0.2089	22.65	0.1841
Limit	EIRP < 1W			Result		PASS	

LTE Band 4/ 10MHz							
Channel	Modulation	RB		Horizontal		Vertical	
		Size	Offset	EIRP(dBm)	EIRP(W)	EIRP(dBm)	EIRP(W)
Lowest	QPSK	1	0	24.57	0.2864	24.77	0.2999
Middle		1	0	24.62	0.2897	24.32	0.2704
Highest		1	0	24.99	0.3155	24.10	0.2570
Lowest	16QAM	1	0	23.13	0.2056	23.36	0.2168
Middle		1	0	23.20	0.2089	22.90	0.1950
Highest		1	0	23.67	0.2328	22.70	0.1862
Limit	EIRP < 1W			Result		PASS	

LTE Band 4 / 15MHz							
Channel	Modulation	RB		Horizontal		Vertical	
		Size	Offset	EIRP(dBm)	EIRP(W)	EIRP(dBm)	EIRP(W)
Lowest	QPSK	1	0	24.71	0.2958	24.51	0.2825
Middle		1	0	24.79	0.3013	24.19	0.2624
Highest		1	0	24.58	0.2871	24.86	0.3062
Lowest	16QAM	1	0	23.41	0.2193	23.16	0.2070
Middle		1	0	23.53	0.2254	22.51	0.1782
Highest		1	0	23.34	0.2158	23.53	0.2254
Limit	EIRP < 1W			Result		PASS	

LTE Band 4 / 20MHz							
Channel	Modulation	RB		Horizontal		Vertical	
		Size	Offset	EIRP(dBm)	EIRP(W)	EIRP(dBm)	EIRP(W)
Lowest	QPSK	1	0	24.79	0.3013	24.51	0.2825
Middle		1	0	24.63	0.2904	24.22	0.2642
Highest		1	0	24.62	0.2897	24.51	0.2825
Lowest	16QAM	1	0	23.44	0.2208	23.07	0.2028
Middle		1	0	23.31	0.2143	22.92	0.1959
Highest		1	0	23.36	0.2168	23.25	0.2113
Limit	EIRP < 1W			Result		PASS	

LTE Band 5 / 1.4MHz							
Channel	Modulation	RB		Horizontal		Vertical	
		Size	Offset	ERP(dBm)	ERP(W)	ERP(dBm)	ERP(W)
Lowest	QPSK	1	0	20.41	0.1099	7.08	0.0051
Middle		1	0	20.14	0.1033	6.71	0.0047
Highest		1	0	19.80	0.0955	6.59	0.0046
Lowest	16QAM	1	0	18.76	0.0752	5.45	0.0035
Middle		1	0	18.53	0.0713	5.17	0.0033
Highest		1	0	17.81	0.0604	4.85	0.0031
Limit	ERP < 7W			Result		PASS	

LTE Band 5 / 3MHz							
Channel	Modulation	RB		Horizontal		Vertical	
		Size	Offset	ERP(dBm)	ERP(W)	ERP(dBm)	ERP(W)
Lowest	QPSK	1	0	20.49	0.1119	7.16	0.0052
Middle		1	0	20.23	0.1054	6.82	0.0048
Highest		1	0	19.91	0.0979	6.63	0.0046
Lowest	16QAM	1	0	18.69	0.0740	5.24	0.0033
Middle		1	0	18.43	0.0697	5.02	0.0032
Highest		1	0	18.29	0.0675	5.09	0.0032
Limit	ERP < 7W			Result		PASS	

LTE Band 5 / 5MHz							
Channel	Modulation	RB		Horizontal		Vertical	
		Size	Offset	ERP(dBm)	ERP(W)	ERP(dBm)	ERP(W)
Lowest	QPSK	1	0	20.36	0.1086	7.00	0.0050
Middle		1	0	20.06	0.1014	6.75	0.0047
Highest		1	0	20.07	0.1016	6.87	0.0049
Lowest	16QAM	1	0	18.56	0.0718	5.19	0.0033
Middle		1	0	18.28	0.0673	4.83	0.0030
Highest		1	0	18.23	0.0665	5.04	0.0032
Limit	ERP < 7W			Result		PASS	

LTE Band 5 / 10MHz							
Channel	Modulation	RB		Horizontal		Vertical	
		Size	Offset	ERP(dBm)	ERP(W)	ERP(dBm)	ERP(W)
Lowest	QPSK	1	0	20.52	0.1127	7.08	0.0051
Middle		1	0	20.33	0.1079	6.84	0.0048
Highest		1	0	20.18	0.1042	6.88	0.0049
Lowest	16QAM	1	0	18.55	0.0716	5.15	0.0033
Middle		1	0	18.42	0.0695	4.88	0.0031
Highest		1	0	18.21	0.0662	4.90	0.0031
Limit	ERP < 7W			Result		PASS	

LTE Band 7 / 5MHz							
Channel	Modulation	RB		Horizontal		Vertical	
		Size	Offset	EIRP(dBm)	EIRP(W)	EIRP(dBm)	EIRP(W)
Lowest	QPSK	1	0	19.50	0.0891	14.04	0.0254
Middle		1	0	19.68	0.0929	14.65	0.0292
Highest		1	0	20.56	0.1138	15.55	0.0359
Lowest	16QAM	1	0	18.58	0.0721	13.12	0.0205
Middle		1	0	18.84	0.0766	13.79	0.0239
Highest		1	0	19.68	0.0929	14.69	0.0294
Limit	EIRP < 2W			Result		PASS	

LTE Band 7 / 10MHz							
Channel	Modulation	RB		Horizontal		Vertical	
		Size	Offset	EIRP(dBm)	EIRP(W)	EIRP(dBm)	EIRP(W)
Lowest	QPSK	1	0	19.64	0.0920	13.99	0.0251
Middle		1	0	19.75	0.0944	14.79	0.0301
Highest		1	0	21.01	0.1262	16.00	0.0398
Lowest	16QAM	1	0	18.83	0.0764	13.15	0.0207
Middle		1	0	18.98	0.0791	14.02	0.0252
Highest		1	0	20.23	0.1054	15.59	0.0362
Limit	EIRP < 2W			Result		PASS	

LTE Band 7 / 15MHz							
Channel	Modulation	RB		Horizontal		Vertical	
		Size	Offset	EIRP(dBm)	EIRP(W)	EIRP(dBm)	EIRP(W)
Lowest	QPSK	1	0	19.76	0.0946	14.10	0.0257
Middle		1	0	19.88	0.0973	15.03	0.0318
Highest		1	0	20.81	0.1205	15.66	0.0368
Lowest	16QAM	1	0	19.29	0.0849	13.62	0.0230
Middle		1	0	19.29	0.0849	14.36	0.0273
Highest		1	0	20.08	0.1019	14.92	0.0310
Limit	EIRP < 2W			Result		PASS	

LTE Band 7 / 20MHz							
Channel	Modulation	RB		Horizontal		Vertical	
		Size	Offset	EIRP(dBm)	EIRP(W)	EIRP(dBm)	EIRP(W)
Lowest	QPSK	1	0	19.61	0.0914	14.36	0.0273
Middle		1	0	19.76	0.0946	14.69	0.0294
Highest		1	0	20.37	0.1089	15.23	0.0333
Lowest	16QAM	1	0	18.90	0.0776	13.64	0.0231
Middle		1	0	19.22	0.0836	14.14	0.0259
Highest		1	0	19.11	0.0815	13.95	0.0248
Limit	EIRP < 2W			Result		PASS	

LTE Band 13 / 5MHz							
Channel	Modulation	RB		Horizontal		Vertical	
		Size	Offset	ERP(dBm)	ERP(W)	ERP(dBm)	ERP(W)
Lowest	QPSK	1	0	19.68	0.0929	5.99	0.0040
Middle		1	0	20.46	0.1112	7.43	0.0055
Highest		1	0	20.24	0.1057	7.11	0.0051
Lowest	16QAM	1	0	18.88	0.0773	5.10	0.0032
Middle		1	0	19.61	0.0914	6.60	0.0046
Highest		1	0	19.40	0.0871	6.17	0.0041
Limit	ERP < 3W			Result		PASS	

LTE Band 13 / 10MHz							
Channel	Modulation	RB		Horizontal		Vertical	
		Size	Offset	ERP(dBm)	ERP(W)	ERP(dBm)	ERP(W)
Lowest	QPSK	1	0	-	-	-	-
Middle		1	0	20.43	0.1104	7.29	0.0054
Highest		1	0	-	-	-	-
Lowest	16QAM	1	0	-	-	-	-
Middle		1	0	19.50	0.0891	6.37	0.0043
Highest		1	0	-	-	-	-
Limit	ERP < 3W			Result		PASS	

Radiated Spurious Emission

<AC Adapter 1>

LTE Band 2 / 1.4MHz / QPSK / RB Size 1 Offset 0									
Channel	Frequency (MHz)	EIRP (dBm)	Limit (dBm)	Over Limit (dB)	SPA Reading (dBm)	S.G. Power (dBm)	TX Cable loss (dB)	TX Antenna Gain (dBi)	Polarization (H/V)
Lowest	3700	-60.37	-13	-47.37	-74.59	-66.94	1.67	8.24	H
	5550	-57.94	-13	-44.94	-77.83	-65.01	2.65	9.72	H
	7400	-52.72	-13	-39.72	-77.93	-61.86	2.46	11.60	H
	3700	-56.64	-13	-43.64	-70.84	-63.21	1.67	8.24	V
	5550	-59.57	-13	-46.57	-77.98	-66.64	2.65	9.72	V
	7400	-53.38	-13	-40.38	-77.37	-62.52	2.46	11.60	V
Middle	3756	-61.44	-13	-48.44	-75.86	-68.06	1.68	8.31	H
	5634	-58.51	-13	-45.51	-78.23	-65.56	2.70	9.75	H
	7512	-53.15	-13	-40.15	-78.01	-62.53	2.43	11.81	H
	3756	-57.54	-13	-44.54	-71.62	-64.16	1.68	8.31	V
	5634	-59.82	-13	-46.82	-78.02	-66.87	2.70	9.75	V
	7512	-54.23	-13	-41.23	-78.03	-63.61	2.43	11.81	V
Highest	3819	-62.12	-13	-49.12	-76.69	-66.65	1.70	8.38	H
	5728	-57.68	-13	-44.68	-77.59	-62.56	2.76	9.79	H
	7638	-53.24	-13	-40.24	-77.68	-60.59	2.38	11.88	H
	3819	-58.36	-13	-45.36	-72.24	-62.89	1.70	8.38	V
	5728	-58.99	-13	-45.99	-77.89	-63.87	2.76	9.79	V
	7638	-54.28	-13	-41.28	-77.99	-61.63	2.38	11.88	V

Remark: Spurious emissions within 30-1000MHz were found more than 20dB below limit line.

LTE Band 2 / 3MHz / QPSK / RB Size 1 Offset 0									
Channel	Frequency (MHz)	EIRP (dBm)	Limit (dBm)	Over Limit (dB)	SPA Reading (dBm)	S.G. Power (dBm)	TX Cable loss (dB)	TX Antenna Gain (dBi)	Polarization (H/V)
Lowest	3700	-59.90	-13	-46.90	-74.26	-66.47	1.67	8.24	H
	5550	-57.91	-13	-44.91	-77.86	-64.98	2.65	9.72	H
	7400	-52.03	-13	-39.03	-77.5	-61.17	2.46	11.60	H
	3700	-56.11	-13	-43.11	-70.37	-62.68	1.67	8.24	V
	5550	-59.15	-13	-46.15	-77.62	-66.22	2.65	9.72	V
	7400	-53.38	-13	-40.38	-77.47	-62.52	2.46	11.60	V
Middle	3756	-60.11	-13	-47.11	-74.57	-66.73	1.68	8.31	H
	5634	-58.26	-13	-45.26	-77.82	-65.31	2.70	9.75	H
	7512	-52.20	-13	-39.20	-76.97	-61.58	2.43	11.81	H
	3756	-56.80	-13	-43.80	-70.79	-63.42	1.68	8.31	V
	5634	-59.73	-13	-46.73	-77.84	-66.78	2.70	9.75	V
	7512	-53.60	-13	-40.60	-77.61	-62.98	2.43	11.81	V
Highest	3812	-61.65	-13	-48.65	-76.2	-66.17	1.70	8.37	H
	5721	-57.35	-13	-44.35	-77.26	-62.24	2.75	9.79	H
	7628	-53.28	-13	-40.28	-77.69	-60.62	2.39	11.88	H
	3812	-57.34	-13	-44.34	-71.23	-61.86	1.70	8.37	V
	5721	-59.55	-13	-46.55	-78.28	-64.44	2.75	9.79	V
	7628	-53.93	-13	-40.93	-77.73	-61.27	2.39	11.88	V

Remark: Spurious emissions within 30-1000MHz were found more than 20dB below limit line.

LTE Band 2 / 5MHz / QPSK / RB Size 1 Offset 0									
Channel	Frequency (MHz)	EIRP (dBm)	Limit (dBm)	Over Limit (dB)	SPA Reading (dBm)	S.G. Power (dBm)	TX Cable loss (dB)	TX Antenna Gain (dBi)	Polarization (H/V)
Lowest	3700	-59.46	-13	-46.46	-73.56	-66.03	1.67	8.24	H
	5550	-58.25	-13	-45.25	-77.74	-65.32	2.65	9.72	H
	7403	-52.94	-13	-39.94	-77.69	-62.09	2.46	11.61	H
	3700	-56.46	-13	-43.46	-70.61	-63.03	1.67	8.24	V
	5550	-60.05	-13	-47.05	-77.89	-67.12	2.65	9.72	V
	7403	-53.32	-13	-40.32	-77.07	-62.47	2.46	11.61	V
Middle	3755	-60.97	-13	-47.97	-75.43	-67.59	1.68	8.31	H
	5632.5	-58.34	-13	-45.34	-78.24	-65.39	2.70	9.75	H
	7510	-53.03	-13	-40.03	-77.59	-62.41	2.43	11.81	H
	3755	-58.71	-13	-45.71	-72.65	-65.33	1.68	8.31	V
	5632.5	-60.23	-13	-47.23	-77.93	-67.28	2.70	9.75	V
	7510	-54.09	-13	-41.09	-77.75	-63.47	2.43	11.81	V
Highest	3812	-61.83	-13	-48.83	-76.19	-66.35	1.70	8.37	H
	5718	-57.98	-13	-44.98	-78.06	-62.87	2.75	9.79	H
	7624	-53.57	-13	-40.57	-77.84	-60.91	2.39	11.87	H
	3812	-58.81	-13	-45.81	-72.62	-63.33	1.70	8.37	V
	5718	-59.66	-13	-46.66	-78.25	-64.55	2.75	9.79	V
	7624	-53.94	-13	-40.94	-77.74	-61.28	2.39	11.87	V

Remark: Spurious emissions within 30-1000MHz were found more than 20dB below limit line.

LTE Band 2 / 10MHz / QPSK / RB Size 1 Offset 0									
Channel	Frequency (MHz)	EIRP (dBm)	Limit (dBm)	Over Limit (dB)	SPA Reading (dBm)	S.G. Power (dBm)	TX Cable loss (dB)	TX Antenna Gain (dBi)	Polarization (H/V)
Lowest	3700	-59.68	-13	-46.68	-74.42	-66.25	1.67	8.24	H
	5550	-58.02	-13	-45.02	-78.29	-65.09	2.65	9.72	H
	7400	-53.03	-13	-40.03	-77.77	-62.17	2.46	11.60	H
	3700	-56.45	-13	-43.45	-70.48	-63.02	1.67	8.24	V
	5550	-60.05	-13	-47.05	-78.17	-67.12	2.65	9.72	V
	7400	-53.33	-13	-40.33	-77.06	-62.47	2.46	11.60	V
Middle	3749	-61.50	-13	-48.50	-76	-68.12	1.68	8.30	H
	5625	-58.28	-13	-45.28	-78.16	-65.33	2.70	9.75	H
	7500	-53.10	-13	-40.10	-78.1	-62.47	2.43	11.80	H
	3749	-58.77	-13	-45.77	-72.77	-65.39	1.68	8.30	V
	5625	-59.98	-13	-46.98	-78.03	-67.03	2.70	9.75	V
	7500	-54.18	-13	-41.18	-78.08	-63.55	2.43	11.80	V
Highest	3800	-61.81	-13	-48.81	-76.55	-66.32	1.70	8.36	H
	5700	-58.06	-13	-45.06	-77.98	-62.95	2.74	9.78	H
	7600	-53.86	-13	-40.86	-78.03	-61.17	2.40	11.86	H
	3800	-59.81	-13	-46.81	-73.64	-64.32	1.70	8.36	V
	5700	-59.50	-13	-46.50	-78.34	-64.39	2.74	9.78	V
	7600	-54.87	-13	-41.87	-78.1	-62.18	2.40	11.86	V

Remark: Spurious emissions within 30-1000MHz were found more than 20dB below limit line.

LTE Band 2 / 15MHz / QPSK / RB Size 1 Offset 0									
Channel	Frequency (MHz)	EIRP (dBm)	Limit (dBm)	Over Limit (dB)	SPA Reading (dBm)	S.G. Power (dBm)	TX Cable loss (dB)	TX Antenna Gain (dBi)	Polarization (H/V)
Lowest	3700	-59.75	-13	-46.75	-73.83	-66.32	1.67	8.24	H
	5550	-57.96	-13	-44.96	-78.14	-65.03	2.65	9.72	H
	7400	-53.04	-13	-40.04	-77.79	-62.18	2.46	11.60	H
	3700	-56.64	-13	-43.64	-70.4	-63.21	1.67	8.24	V
	5550	-60.05	-13	-47.05	-77.99	-67.12	2.65	9.72	V
	7400	-53.52	-13	-40.52	-77.46	-62.66	2.46	11.60	V
Middle	3749	-61.93	-13	-48.93	-76.5	-68.55	1.68	8.30	H
	5617	-57.98	-13	-44.98	-78.01	-65.03	2.69	9.75	H
	7487	-53.13	-13	-40.13	-77.81	-62.47	2.43	11.77	H
	3749	-58.47	-13	-45.47	-72.34	-65.09	1.68	8.30	V
	5617	-59.97	-13	-46.97	-78.25	-67.02	2.69	9.75	V
	7487	-54.10	-13	-41.10	-78.11	-63.44	2.43	11.77	V
Highest	3791	-61.82	-13	-48.82	-76.15	-66.32	1.70	8.35	H
	5685	-58.29	-13	-45.29	-78.24	-63.18	2.73	9.77	H
	7580	-53.89	-13	-40.89	-78.05	-61.18	2.40	11.85	H
	3791	-58.52	-13	-45.52	-72.25	-63.02	1.70	8.35	V
	5685	-59.66	-13	-46.66	-78.53	-64.55	2.73	9.77	V
	7580	-55.04	-13	-42.04	-78.14	-62.33	2.40	11.85	V

Remark: Spurious emissions within 30-1000MHz were found more than 20dB below limit line.

LTE Band 2 / 20MHz / QPSK / RB Size 1 Offset 0									
Channel	Frequency (MHz)	EIRP (dBm)	Limit (dBm)	Over Limit (dB)	SPA Reading (dBm)	S.G. Power (dBm)	TX Cable loss (dB)	TX Antenna Gain (dBi)	Polarization (H/V)
Lowest	3700	-59.82	-13	-46.82	-74.33	-66.39	1.67	8.24	H
	5550	-57.96	-13	-44.96	-78.18	-65.03	2.65	9.72	H
	7400	-53.04	-13	-40.04	-77.75	-62.18	2.46	11.60	H
	3700	-57.02	-13	-44.02	-71.09	-63.59	1.67	8.24	V
	5550	-60.14	-13	-47.14	-77.9	-67.21	2.65	9.72	V
	7400	-53.44	-13	-40.44	-77.11	-62.58	2.46	11.60	V
Middle	3742	-60.98	-13	-47.98	-75.52	-67.59	1.68	8.29	H
	5610	-58.97	-13	-45.97	-78.37	-66.03	2.69	9.74	H
	7480	-53.15	-13	-40.15	-78.06	-62.47	2.44	11.76	H
	3742	-57.98	-13	-44.98	-72.34	-64.59	1.68	8.29	V
	5610	-60.63	-13	-47.63	-78.22	-67.69	2.69	9.74	V
	7480	-54.23	-13	-41.23	-77.65	-63.55	2.44	11.76	V
Highest	3780	-62.10	-13	-49.10	-76.66	-66.59	1.69	8.34	H
	5670	-58.42	-13	-45.42	-78.26	-63.32	2.72	9.77	H
	7560	-53.75	-13	-40.75	-77.84	-61.03	2.41	11.84	H
	3780	-58.14	-13	-45.14	-71.84	-62.63	1.69	8.34	V
	5670	-59.79	-13	-46.79	-78.21	-64.69	2.72	9.77	V
	7560	-54.26	-13	-41.26	-77.74	-61.54	2.41	11.84	V

Remark: Spurious emissions within 30-1000MHz were found more than 20dB below limit line.

<AC Adapter 1>

LTE Band 4 / 1.4MHz / QPSK / RB Size 1 Offset 0									
Channel	Frequency (MHz)	EIRP (dBm)	Limit (dBm)	Over Limit (dB)	SPA Reading (dBm)	S.G. Power (dBm)	TX Cable loss (dB)	TX Antenna Gain (dBi)	Polarization (H/V)
Lowest	3420	-63.36	-13	-50.36	-75.58	-69.43	1.58	7.65	H
	5128	-55.23	-13	-42.23	-74.14	-62.52	2.41	9.70	H
	6836	-54.84	-13	-41.84	-77.87	-62.8	2.64	10.60	H
	3420	-63.41	-13	-50.41	-75.37	-69.48	1.58	7.65	V
	5128	-58.39	-13	-45.39	-76.06	-65.68	2.41	9.70	V
	6843	-55.47	-13	-42.47	-77.99	-63.44	2.64	10.61	V
Middle	3462	-63.02	-13	-50.02	-76.05	-69.26	1.59	7.83	H
	5198	-54.83	-13	-41.83	-73.72	-62.08	2.45	9.70	H
	6927	-54.88	-13	-41.88	-78.15	-62.98	2.61	10.71	H
	3462	-62.99	-13	-49.99	-76.04	-69.23	1.59	7.83	V
	5198	-56.83	-13	-43.83	-75.03	-64.08	2.45	9.70	V
	6927	-54.96	-13	-41.96	-77.97	-63.06	2.61	10.71	V
Highest	3504	-62.96	-13	-49.96	-76	-69.36	1.61	8.00	H
	5261	-54.83	-13	-41.83	-73.97	-62.04	2.49	9.70	H
	7011	-54.22	-13	-41.22	-77.72	-62.46	2.59	10.82	H
	3504	-62.51	-13	-49.51	-76.22	-68.91	1.61	8.00	V
	5261	-57.54	-13	-44.54	-76.01	-64.75	2.49	9.70	V
	7011	-54.61	-13	-41.61	-77.93	-62.85	2.59	10.82	V

Remark: Spurious emissions within 30-1000MHz were found more than 20dB below limit line.

LTE Band 4 / 3MHz / QPSK / RB Size 1 Offset 0									
Channel	Frequency (MHz)	EIRP (dBm)	Limit (dBm)	Over Limit (dB)	SPA Reading (dBm)	S.G. Power (dBm)	TX Cable loss (dB)	TX Antenna Gain (dBi)	Polarization (H/V)
Lowest	3420	-63.20	-13	-50.20	-75.45	-69.27	1.58	7.65	H
	5128	-54.99	-13	-41.99	-73.96	-62.28	2.41	9.70	H
	6836	-54.84	-13	-41.84	-77.89	-62.8	2.64	10.60	H
	3420	-63.71	-13	-50.71	-75.62	-69.78	1.58	7.65	V
	5128	-57.84	-13	-44.84	-75.72	-65.13	2.41	9.70	V
	6836	-55.12	-13	-42.12	-77.82	-63.08	2.64	10.60	V
Middle	3462	-63.33	-13	-50.33	-76	-69.57	1.59	7.83	H
	5191	-54.09	-13	-41.09	-73.26	-61.34	2.45	9.70	H
	6920	-55.11	-13	-42.11	-78.35	-63.2	2.62	10.70	H
	3462	-62.84	-13	-49.84	-75.78	-69.08	1.59	7.83	V
	5191	-56.97	-13	-43.97	-74.98	-64.22	2.45	9.70	V
	6920	-55.25	-13	-42.25	-78.16	-63.34	2.62	10.70	V
Highest	3504	-62.98	-13	-49.98	-76.15	-69.38	1.61	8.00	H
	5254	-55.23	-13	-42.23	-74.07	-62.45	2.48	9.70	H
	7004	-54.51	-13	-41.51	-77.9	-62.73	2.59	10.81	H
	3504	-62.67	-13	-49.67	-76.15	-69.07	1.61	8.00	V
	5254	-57.39	-13	-44.39	-75.69	-64.61	2.48	9.70	V
	7004	-54.73	-13	-41.73	-77.86	-62.95	2.59	10.81	V

Remark: Spurious emissions within 30-1000MHz were found more than 20dB below limit line.

LTE Band 4 / 5MHz / QPSK / RB Size 1 Offset 0									
Channel	Frequency (MHz)	EIRP (dBm)	Limit (dBm)	Over Limit (dB)	SPA Reading (dBm)	S.G. Power (dBm)	TX Cable loss (dB)	TX Antenna Gain (dBi)	Polarization (H/V)
Lowest	3420	-63.11	-13	-50.11	-75.32	-69.18	1.58	7.65	H
	5128	-56.42	-13	-43.42	-75.32	-63.71	2.41	9.70	H
	6836	-55.33	-13	-42.33	-78.19	-63.29	2.64	10.60	H
	3420	-63.67	-13	-50.67	-75.63	-69.74	1.58	7.65	V
	5128	-57.90	-13	-44.90	-75.84	-65.19	2.41	9.70	V
	6836	-55.26	-13	-42.26	-77.95	-63.22	2.64	10.60	V
Middle	3462	-63.64	-13	-50.64	-76.1	-69.88	1.59	7.83	H
	5191	-54.80	-13	-41.80	-73.76	-62.05	2.45	9.70	H
	6920	-54.02	-13	-41.02	-77.97	-62.11	2.62	10.70	H
	3462	-62.98	-13	-49.98	-76.01	-69.22	1.59	7.83	V
	5191	-56.52	-13	-43.52	-74.65	-63.77	2.45	9.70	V
	6920	-54.96	-13	-41.96	-77.79	-63.05	2.62	10.70	V
Highest	3504	-62.76	-13	-49.76	-75.85	-69.16	1.61	8.00	H
	5254	-57.80	-13	-44.80	-76.48	-65.02	2.48	9.70	H
	7004	-54.30	-13	-41.30	-77.78	-62.52	2.59	10.81	H
	3504	-62.57	-13	-49.57	-76.25	-68.97	1.61	8.00	V
	5254	-58.76	-13	-45.76	-77.1	-65.98	2.48	9.70	V
	7004	-54.65	-13	-41.65	-77.92	-62.87	2.59	10.81	V

Remark: Spurious emissions within 30-1000MHz were found more than 20dB below limit line.

LTE Band 4 / 10MHz / QPSK / RB Size 1 Offset 0									
Channel	Frequency (MHz)	EIRP (dBm)	Limit (dBm)	Over Limit (dB)	SPA Reading (dBm)	S.G. Power (dBm)	TX Cable loss (dB)	TX Antenna Gain (dBi)	Polarization (H/V)
Lowest	3420	-62.99	-13	-49.99	-75.25	-69.06	1.58	7.65	H
	5132	-54.47	-13	-41.47	-73.5	-61.76	2.41	9.70	H
	6840	-54.86	-13	-41.86	-78.05	-62.83	2.64	10.61	H
	3420	-63.11	-13	-50.11	-75.04	-69.18	1.58	7.65	V
	5132	-57.93	-13	-44.93	-75.67	-65.22	2.41	9.70	V
	6840	-55.48	-13	-42.48	-78.01	-63.45	2.64	10.61	V
Middle	3456	-62.98	-13	-49.98	-75.49	-69.2	1.59	7.81	H
	5184	-53.86	-13	-40.86	-72.95	-61.12	2.44	9.70	H
	6912	-54.91	-13	-41.91	-78.13	-62.99	2.62	10.69	H
	3456	-62.57	-13	-49.57	-75.06	-68.79	1.59	7.81	V
	5184	-56.42	-13	-43.42	-74.3	-63.68	2.44	9.70	V
	6912	-54.97	-13	-41.97	-77.87	-63.05	2.62	10.69	V
Highest	3488	-62.87	-13	-49.87	-75.73	-69.22	1.60	7.95	H
	5236	-56.94	-13	-43.94	-75.99	-64.17	2.47	9.70	H
	6980	-54.78	-13	-41.78	-78.02	-62.96	2.60	10.78	H
	3488	-62.90	-13	-49.90	-76.04	-69.25	1.60	7.95	V
	5236	-58.14	-13	-45.14	-76.25	-65.37	2.47	9.70	V
	6980	-54.36	-13	-41.36	-77.3	-62.54	2.60	10.78	V

Remark: Spurious emissions within 30-1000MHz were found more than 20dB below limit line.

LTE Band 4 / 15MHz / QPSK / RB Size 1 Offset 0									
Channel	Frequency (MHz)	EIRP (dBm)	Limit (dBm)	Over Limit (dB)	SPA Reading (dBm)	S.G. Power (dBm)	TX Cable loss (dB)	TX Antenna Gain (dBi)	Polarization (H/V)
Lowest	3420	-63.14	-13	-50.14	-75.45	-69.21	1.58	7.65	H
	5132	-54.88	-13	-41.88	-73.91	-62.17	2.41	9.70	H
	6840	-54.99	-13	-41.99	-78.11	-62.96	2.64	10.61	H
	3420	-62.97	-13	-49.97	-74.99	-69.04	1.58	7.65	V
	5132	-57.61	-13	-44.61	-75.3	-64.9	2.41	9.70	V
	6840	-55.58	-13	-42.58	-78.13	-63.55	2.64	10.61	V
Middle	3524	-60.12	-13	-47.12	-73.5	-66.54	1.61	8.03	H
	5176	-54.84	-13	-41.84	-73.85	-62.1	2.44	9.70	H
	6900	-54.98	-13	-41.98	-77.97	-63.04	2.62	10.68	H
	3524	-61.99	-13	-48.99	-75.9	-68.41	1.61	8.03	V
	5176	-57.13	-13	-44.13	-75.37	-64.39	2.44	9.70	V
	6900	-55.17	-13	-42.17	-78.06	-63.23	2.62	10.68	V
Highest	3483	-63.26	-13	-50.26	-76.15	-69.59	1.60	7.93	H
	5226	-56.58	-13	-43.58	-75.5	-63.81	2.47	9.70	H
	6969	-54.49	-13	-41.49	-77.79	-62.65	2.60	10.76	H
	3483	-62.84	-13	-49.84	-76.09	-69.17	1.60	7.93	V
	5226	-56.55	-13	-43.55	-74.82	-63.78	2.47	9.70	V
	6969	-54.73	-13	-41.73	-77.77	-62.89	2.60	10.76	V

Remark: Spurious emissions within 30-1000MHz were found more than 20dB below limit line.

LTE Band 4 / 20MHz / QPSK / RB Size 1 Offset 0									
Channel	Frequency (MHz)	EIRP (dBm)	Limit (dBm)	Over Limit (dB)	SPA Reading (dBm)	S.G. Power (dBm)	TX Cable loss (dB)	TX Antenna Gain (dBi)	Polarization (H/V)
Lowest	3420	-63.31	-13	-50.31	-75.53	-69.38	1.58	7.65	H
	5135	-54.07	-13	-41.07	-73.17	-61.36	2.41	9.70	H
	6843	-55.20	-13	-42.20	-78.19	-63.17	2.64	10.61	H
	3420	-63.82	-13	-50.82	-75.55	-69.89	1.58	7.65	V
	5135	-57.69	-13	-44.69	-75.46	-64.98	2.41	9.70	V
	6843	-55.47	-13	-42.47	-77.98	-63.44	2.64	10.61	V
Middle	3348	-63.67	-13	-50.67	-76.06	-69.44	1.56	7.33	H
	5170	-56.84	-13	-43.84	-75.53	-64.11	2.43	9.70	H
	6892	-54.69	-13	-41.69	-77.72	-62.74	2.63	10.67	H
	3348	-62.97	-13	-49.97	-75.55	-68.74	1.56	7.33	V
	5170	-57.30	-13	-44.30	-75.51	-64.57	2.43	9.70	V
	6892	-55.13	-13	-42.13	-78.12	-63.18	2.63	10.67	V
Highest	3476	-62.97	-13	-49.97	-75.96	-69.27	1.60	7.89	H
	5212	-54.90	-13	-41.90	-73.95	-62.14	2.46	9.70	H
	6948	-54.55	-13	-41.55	-77.92	-62.68	2.61	10.74	H
	3476	-62.98	-13	-49.98	-76.33	-69.28	1.60	7.89	V
	5212	-56.81	-13	-43.81	-75.21	-64.05	2.46	9.70	V
	6948	-54.51	-13	-41.51	-77.67	-62.64	2.61	10.74	V

Remark: Spurious emissions within 30-1000MHz were found more than 20dB below limit line.

<AC Adapter 1>

LTE Band 5 / 1.4MHz / QPSK / RB Size 1 Offset 0									
Channel	Frequency (MHz)	ERP (dBm)	Limit (dBm)	Over Limit (dB)	SPA Reading (dBm)	S.G. Power (dBm)	TX Cable loss (dB)	TX Antenna Gain (dBi)	Polarization (H/V)
Lowest	1648	-67.79	-13	-54.79	-72.48	-69.55	0.98	4.89	H
	2472	-66.14	-13	-53.14	-75.41	-68.02	1.28	5.32	H
	3296	-64.17	-13	-51.17	-76.25	-67.58	1.54	7.10	H
	1648	-69.30	-13	-56.30	-72.37	-71.06	0.98	4.89	V
	2472	-64.81	-13	-51.81	-75.02	-66.69	1.28	5.32	V
	3296	-65.16	-13	-52.16	-76.21	-68.57	1.54	7.10	V
Middle	1671.6	-69.57	-13	-56.57	-74	-71.25	0.99	4.82	H
	2507.4	-65.13	-13	-52.13	-75.33	-67.09	1.29	5.41	H
	3343.2	-64.46	-13	-51.46	-76.27	-68.06	1.56	7.31	H
	1671.6	-70.90	-13	-57.90	-73.81	-72.58	0.99	4.82	V
	2507.4	-64.73	-13	-51.73	-74.85	-66.69	1.29	5.41	V
	3343.2	-65.35	-13	-52.35	-76.31	-68.95	1.56	7.31	V
Highest	1696	-68.98	-13	-55.98	-73.65	-70.58	1.00	4.75	H
	2542	-64.66	-13	-51.66	-74.23	-66.64	1.30	5.43	H
	3390	-63.78	-13	-50.78	-75.68	-67.58	1.57	7.52	H
	1696	-70.49	-13	-57.49	-73.92	-72.09	1.00	4.75	V
	2542	-64.34	-13	-51.34	-74.74	-66.32	1.30	5.43	V
	3390	-63.79	-13	-50.79	-75.61	-67.59	1.57	7.52	V

Remark: Spurious emissions within 30-1000MHz were found more than 20dB below limit line.

LTE Band 5 / 3MHz / QPSK / RB Size 1 Offset 0									
Channel	Frequency (MHz)	ERP (dBm)	Limit (dBm)	Over Limit (dB)	SPA Reading (dBm)	S.G. Power (dBm)	TX Cable loss (dB)	TX Antenna Gain (dBi)	Polarization (H/V)
Lowest	1648	-68.20	-13	-55.20	-72.55	-69.96	0.98	4.89	H
	2472	-66.14	-13	-53.14	-75.5	-68.02	1.28	5.32	H
	3296	-63.80	-13	-50.80	-76.06	-67.21	1.54	7.10	H
	1648	-68.83	-13	-55.83	-72.22	-70.59	0.98	4.89	V
	2472	-65.75	-13	-52.75	-75.29	-67.63	1.28	5.32	V
	3296	-65.16	-13	-52.16	-76.28	-68.57	1.54	7.10	V
Middle	1672	-69.84	-13	-56.84	-73.84	-71.52	0.99	4.82	H
	2505	-65.40	-13	-52.40	-75.11	-67.36	1.29	5.40	H
	3340	-64.44	-13	-51.44	-76.18	-68.03	1.55	7.30	H
	1672	-71.41	-13	-58.41	-74.16	-73.09	0.99	4.82	V
	2505	-65.36	-13	-52.36	-75.28	-67.32	1.29	5.40	V
	3340	-65.04	-13	-52.04	-76.42	-68.63	1.55	7.30	V
Highest	1692	-69.93	-13	-56.93	-74.2	-71.55	1.00	4.76	H
	2538	-65.51	-13	-52.51	-74.95	-67.49	1.30	5.43	H
	3384	-64.52	-13	-51.52	-76.09	-68.29	1.57	7.49	H
	1692	-70.97	-13	-57.97	-73.85	-72.59	1.00	4.76	V
	2538	-65.61	-13	-52.61	-75.28	-67.59	1.30	5.43	V
	3384	-64.56	-13	-51.56	-76.17	-68.33	1.57	7.49	V

Remark: Spurious emissions within 30-1000MHz were found more than 20dB below limit line.

LTE Band 5 / 5MHz / QPSK / RB Size 1 Offset 0									
Channel	Frequency (MHz)	ERP (dBm)	Limit (dBm)	Over Limit (dB)	SPA Reading (dBm)	S.G. Power (dBm)	TX Cable loss (dB)	TX Antenna Gain (dBi)	Polarization (H/V)
Lowest	1648	-67.83	-13	-54.83	-72.67	-69.59	0.98	4.89	H
	2472	-66.08	-13	-53.08	-75.34	-67.96	1.28	5.32	H
	3296	-64.17	-13	-51.17	-76.04	-67.58	1.54	7.10	H
	1648	-68.49	-13	-55.49	-71.34	-70.25	0.98	4.89	V
	2472	-65.08	-13	-52.08	-75.14	-66.96	1.28	5.32	V
	3296	-65.28	-13	-52.28	-76.18	-68.69	1.54	7.10	V
Middle	1668	-69.83	-13	-56.83	-74.13	-71.52	0.99	4.83	H
	2502	-65.63	-13	-52.63	-75.07	-67.59	1.29	5.40	H
	3336	-64.01	-13	-51.01	-76.03	-67.59	1.55	7.28	H
	1668	-71.39	-13	-58.39	-74.16	-73.08	0.99	4.83	V
	2502	-65.28	-13	-52.28	-75.03	-67.24	1.29	5.40	V
	3336	-64.89	-13	-51.89	-75.99	-68.47	1.55	7.28	V
Highest	1688	-69.62	-13	-56.62	-74.04	-71.25	1.00	4.77	H
	2532	-65.98	-13	-52.98	-74.86	-67.95	1.30	5.43	H
	3376	-63.84	-13	-50.84	-76.03	-67.58	1.57	7.45	H
	1688	-71.23	-13	-58.23	-73.88	-72.86	1.00	4.77	V
	2532	-65.08	-13	-52.08	-75.29	-67.05	1.30	5.43	V
	3376	-64.73	-13	-51.73	-76	-68.47	1.57	7.45	V

Remark: Spurious emissions within 30-1000MHz were found more than 20dB below limit line.

LTE Band 5 / 10MHz / QPSK / RB Size 1 Offset 0									
Channel	Frequency (MHz)	ERP (dBm)	Limit (dBm)	Over Limit (dB)	SPA Reading (dBm)	S.G. Power (dBm)	TX Cable loss (dB)	TX Antenna Gain (dBi)	Polarization (H/V)
Lowest	1651	-68.47	-13	-55.47	-73.08	-70.22	0.98	4.88	H
	2472	-66.41	-13	-53.41	-75.96	-68.29	1.28	5.32	H
	3296	-64.62	-13	-51.62	-76.73	-68.03	1.54	7.10	H
	1651	-68.80	-13	-55.80	-71.8	-70.55	0.98	4.88	V
	2472	-65.34	-13	-52.34	-75.87	-67.22	1.28	5.32	V
	3296	-65.60	-13	-52.60	-76.6	-69.01	1.54	7.10	V
Middle	1666	-70.39	-13	-57.39	-74.8	-72.09	0.99	4.84	H
	2494	-66.47	-13	-53.47	-76.09	-68.41	1.29	5.38	H
	3326	-65.16	-13	-52.16	-76.99	-68.69	1.55	7.23	H
	1666	-70.85	-13	-57.85	-73.88	-72.55	0.99	4.84	V
	2494	-65.89	-13	-52.89	-76.06	-67.83	1.29	5.38	V
	3326	-66.02	-13	-53.02	-76.86	-69.55	1.55	7.23	V
Highest	1681	-69.53	-13	-56.53	-73.97	-71.18	0.99	4.79	H
	2517	-66.05	-13	-53.05	-75.57	-68.02	1.30	5.41	H
	3356	-64.53	-13	-51.53	-76.76	-68.19	1.56	7.37	H
	1681	-69.94	-13	-56.94	-72.93	-71.59	0.99	4.79	V
	2517	-65.47	-13	-52.47	-75.7	-67.44	1.30	5.41	V
	3356	-65.43	-13	-52.43	-76.76	-69.09	1.56	7.37	V

Remark: Spurious emissions within 30-1000MHz were found more than 20dB below limit line.

<AC Adapter 1>

LTE Band 7 / 5MHz / QPSK / RB Size 1 Offset 0									
Channel	Frequency (MHz)	EIRP (dBm)	Limit (dBm)	Over Limit (dB)	SPA Reading (dBm)	S.G. Power (dBm)	TX Cable loss (dB)	TX Antenna Gain (dBi)	Polarization (H/V)
Lowest	4998	-55.86	-25	-30.86	-74.1	-63.22	2.34	9.70	H
	7500	-50.75	-25	-25.75	-75.48	-60.12	2.43	11.80	H
	10000	-49.82	-25	-24.82	-77.92	-59.32	2.70	12.20	H
	4998	-59.87	-25	-34.87	-77.06	-67.23	2.34	9.70	V
	7500	-52.80	-25	-27.80	-76.66	-62.17	2.43	11.80	V
	10000	-52.08	-25	-27.08	-77.86	-61.58	2.70	12.20	V
Middle	5064	-55.99	-25	-30.99	-74.1	-63.32	2.37	9.70	H
	7597	-52.95	-25	-27.95	-77.19	-62.41	2.40	11.86	H
	10130	-49.76	-25	-24.76	-78.2	-59.32	2.70	12.25	H
	5064	-58.88	-25	-33.88	-75.85	-66.21	2.37	9.70	V
	7597	-53.83	-25	-28.83	-77.23	-63.29	2.40	11.86	V
	10130	-51.91	-25	-26.91	-78.28	-61.47	2.70	12.25	V
Highest	5130	-56.29	-25	-31.29	-75.03	-63.58	2.41	9.70	H
	7695	-52.92	-25	-27.92	-77.6	-62.47	2.37	11.92	H
	10260	-50.02	-25	-25.02	-78.52	-59.63	2.69	12.30	H
	5130	-59.40	-25	-34.40	-77.02	-66.69	2.41	9.70	V
	7695	-53.54	-25	-28.54	-77.31	-63.09	2.37	11.92	V
	10260	-51.83	-25	-26.83	-78.4	-61.44	2.69	12.30	V

Remark: Spurious emissions within 30-1000MHz were found more than 20dB below limit line.

LTE Band 7 / 10MHz / QPSK / RB Size 1 Offset 0									
Channel	Frequency (MHz)	EIRP (dBm)	Limit (dBm)	Over Limit (dB)	SPA Reading (dBm)	S.G. Power (dBm)	TX Cable loss (dB)	TX Antenna Gain (dBi)	Polarization (H/V)
Lowest	5004	-54.33	-25	-29.33	-73.33	-61.69	2.34	9.70	H
	7500	-50.75	-25	-25.75	-75.53	-60.12	2.43	11.80	H
	10000	-49.16	-25	-24.16	-77.74	-58.66	2.70	12.20	H
	5004	-60.27	-25	-35.27	-77.09	-67.63	2.34	9.70	V
	7500	-53.21	-25	-28.21	-77.11	-62.58	2.43	11.80	V
	10000	-51.97	-25	-26.97	-77.99	-61.47	2.70	12.20	V
Middle	5060	-54.99	-25	-29.99	-73.64	-62.32	2.37	9.70	H
	7590	-52.17	-25	-27.17	-76.3	-61.62	2.40	11.85	H
	10120	-49.47	-25	-24.47	-77.93	-59.02	2.70	12.25	H
	5060	-59.80	-25	-34.80	-76.92	-67.13	2.37	9.70	V
	7590	-53.77	-25	-28.77	-77.12	-63.22	2.40	11.85	V
	10120	-51.31	-25	-26.31	-77.52	-60.86	2.70	12.25	V
Highest	5118	-58.36	-25	-33.36	-76.93	-65.66	2.40	9.70	H
	7680	-52.65	-25	-27.65	-76.96	-62.19	2.37	11.91	H
	10240	-49.72	-25	-24.72	-78.09	-59.32	2.69	12.30	H
	5118	-58.02	-25	-33.02	-77.07	-65.32	2.40	9.70	V
	7680	-52.64	-25	-27.64	-76.96	-62.18	2.37	11.91	V
	10240	-49.72	-25	-24.72	-78.09	-59.32	2.69	12.30	V

Remark: Spurious emissions within 30-1000MHz were found more than 20dB below limit line.

LTE Band 7 / 15MHz / QPSK / RB Size 1 Offset 0									
Channel	Frequency (MHz)	EIRP (dBm)	Limit (dBm)	Over Limit (dB)	SPA Reading (dBm)	S.G. Power (dBm)	TX Cable loss (dB)	TX Antenna Gain (dBi)	Polarization (H/V)
Lowest	5004	-54.97	-25	-29.97	-73.56	-62.33	2.34	9.70	H
	7500	-50.75	-25	-25.75	-75.5	-60.12	2.43	11.80	H
	10000	-49.82	-25	-24.82	-77.97	-59.32	2.70	12.20	H
	5004	-60.22	-25	-35.22	-77.25	-67.58	2.34	9.70	V
	7500	-53.32	-25	-28.32	-77.03	-62.69	2.43	11.80	V
	10000	-51.97	-25	-26.97	-77.96	-61.47	2.70	12.20	V
Middle	5058	-56.06	-25	-31.06	-74.69	-63.39	2.37	9.70	H
	7582	-52.96	-25	-27.96	-77.23	-62.41	2.40	11.85	H
	10110	-49.77	-25	-24.77	-78.1	-59.32	2.70	12.24	H
	5058	-60.03	-25	-35.03	-77.41	-67.36	2.37	9.70	V
	7582	-53.87	-25	-28.87	-77.26	-63.32	2.40	11.85	V
	10110	-51.89	-25	-26.89	-78.16	-61.44	2.70	12.24	V
Highest	5112	-57.72	-25	-32.72	-76.25	-65.02	2.40	9.70	H
	7668	-52.94	-25	-27.94	-77.39	-62.47	2.38	11.90	H
	10220	-48.74	-25	-23.74	-77.85	-58.33	2.69	12.29	H
	5112	-59.79	-25	-34.79	-77.09	-67.09	2.40	9.70	V
	7668	-54.13	-25	-29.13	-77.64	-63.66	2.38	11.90	V
	10220	-51.85	-25	-26.85	-78.07	-61.44	2.69	12.29	V

Remark: Spurious emissions within 30-1000MHz were found more than 20dB below limit line.

LTE Band 7 / 20MHz / QPSK / RB Size 1 Offset 0									
Channel	Frequency (MHz)	EIRP (dBm)	Limit (dBm)	Over Limit (dB)	SPA Reading (dBm)	S.G. Power (dBm)	TX Cable loss (dB)	TX Antenna Gain (dBi)	Polarization (H/V)
Lowest	5004	-56.92	-25	-31.92	-75.68	-64.28	2.34	9.70	H
	7506	-50.25	-25	-25.25	-74.95	-59.63	2.43	11.80	H
	10000	-49.61	-25	-24.61	-78.08	-59.11	2.70	12.20	H
	5004	-59.89	-25	-34.89	-76.99	-67.25	2.34	9.70	V
	7506	-52.95	-25	-27.95	-76.41	-62.33	2.43	11.80	V
	10000	-51.94	-25	-26.94	-77.96	-61.44	2.70	12.20	V
Middle	5052	-57.69	-25	-32.69	-76.12	-65.02	2.37	9.70	H
	7578	-52.08	-25	-27.08	-76.23	-61.52	2.40	11.85	H
	10098	-49.68	-25	-24.68	-78.31	-59.22	2.70	12.24	H
	5052	-59.79	-25	-34.79	-77.37	-67.12	2.37	9.70	V
	7578	-54.14	-25	-29.14	-77.99	-63.58	2.40	11.85	V
	10098	-52.68	-25	-27.68	-78.54	-62.22	2.70	12.24	V
Highest	5100	-58.32	-25	-33.32	-76.66	-65.63	2.39	9.70	H
	7650	-52.96	-25	-27.96	-77.4	-62.47	2.38	11.89	H
	10200	-49.77	-25	-24.77	-78.31	-59.35	2.70	12.28	H
	5100	-59.90	-25	-34.90	-76.93	-67.21	2.39	9.70	V
	7650	-54.07	-25	-29.07	-77.54	-63.58	2.38	11.89	V
	10200	-51.86	-25	-26.86	-78.32	-61.44	2.70	12.28	V

Remark: Spurious emissions within 30-1000MHz were found more than 20dB below limit line.

<AC Adapter 2>

LTE Band 7 / 15MHz / QPSK / RB Size 1 Offset 0									
Channel	Frequency (MHz)	EIRP (dBm)	Limit (dBm)	Over Limit (dB)	SPA Reading (dBm)	S.G. Power (dBm)	TX Cable loss (dB)	TX Antenna Gain (dBi)	Polarization (H/V)
Lowest	5000	-58.73	-25	-33.73	-77.32	-66.09	2.34	9.70	H
	7500	-52.10	-25	-27.10	-76.99	-61.47	2.43	11.80	H
	10000	-50.19	-25	-25.19	-78.21	-59.69	2.70	12.20	H
	5000	-60.86	-25	-35.86	-77.64	-68.22	2.34	9.70	V
	7500	-53.07	-25	-28.07	-77.01	-62.44	2.43	11.80	V
	10000	-52.59	-25	-27.59	-78.28	-62.09	2.70	12.20	V
Middle	5052	-59.30	-25	-34.30	-77.66	-66.63	2.37	9.70	H
	7582	-53.02	-25	-28.02	-77.68	-62.47	2.40	11.85	H
	10110	-50.08	-25	-25.08	-78.38	-59.63	2.70	12.24	H
	5052	-59.99	-25	-34.99	-77.2	-67.32	2.37	9.70	V
	7582	-54.02	-25	-29.02	-77.64	-63.47	2.40	11.85	V
	10110	-52.53	-25	-27.53	-78.32	-62.08	2.70	12.24	V
Highest	5110	-58.03	-25	-33.03	-77.66	-65.33	2.40	9.70	H
	7665	-52.95	-25	-27.95	-77.6	-62.47	2.38	11.90	H
	10220	-49.70	-25	-24.70	-78.19	-59.29	2.69	12.29	H
	5110	-60.02	-25	-35.02	-77.62	-67.32	2.40	9.70	V
	7665	-53.95	-25	-28.95	-77.47	-63.47	2.38	11.90	V
	10220	-51.88	-25	-26.88	-78.2	-61.47	2.69	12.29	V

Remark: Spurious emissions within 30-1000MHz were found more than 20dB below limit line.

<AC Adapter 1>

LTE Band 13 / 5MHz / QPSK / RB Size 1 Offset 0									
Channel	Frequency (MHz)	ERP (dBm)	Limit (dBm)	Over Limit (dB)	SPA Reading (dBm)	S.G. Power (dBm)	TX Cable loss (dB)	TX Antenna Gain (dBi)	Polarization (H/V)
Lowest	1552	-68.59	-13	-55.59	-73.25	-70.66	0.94	5.15	H
	2331	-65.82	-13	-52.82	-74.51	-67.33	1.24	4.89	H
	3108	-62.88	-13	-49.88	-75.25	-65.52	1.48	6.28	H
	1552	-70.11	-13	-57.11	-73.07	-72.18	0.94	5.15	V
	2331	-64.45	-13	-51.45	-75.03	-65.96	1.24	4.89	V
	3108	-63.69	-13	-50.69	-75.24	-66.33	1.48	6.28	V
Middle	1559	-68.97	-42.15	-26.82	-73.28	-71.02	0.94	5.13	H
	2338.5	-66.51	-13	-53.51	-75.01	-68.03	1.24	4.91	H
	3118	-62.65	-13	-49.65	-75.33	-65.33	1.48	6.32	H
	1559	-69.98	-42.15	-27.83	-72.98	-72.03	0.94	5.13	V
	2338.5	-63.87	-13	-50.87	-74.81	-65.39	1.24	4.91	V
	3118	-63.90	-13	-50.90	-75.38	-66.58	1.48	6.32	V
Highest	1564	-68.52	-42.15	-26.37	-73.17	-70.55	0.94	5.12	H
	2346	-66.78	-13	-53.78	-75.09	-68.33	1.24	4.94	H
	3128	-62.66	-13	-49.66	-75.27	-65.39	1.49	6.36	H
	1564	-70.30	-42.15	-28.15	-73.25	-72.33	0.94	5.12	V
	2346	-64.54	-13	-51.54	-75.19	-66.09	1.24	4.94	V
	3128	-63.85	-13	-50.85	-75.26	-66.58	1.49	6.36	V

LTE Band 13 / 10MHz / QPSK / RB Size 1 Offset 0									
Channel	Frequency (MHz)	ERP (dBm)	Limit (dBm)	Over Limit (dB)	SPA Reading (dBm)	S.G. Power (dBm)	TX Cable loss (dB)	TX Antenna Gain (dBi)	Polarization (H/V)
Middle	1552	-68.51	-13	-55.51	-73.22	-70.58	0.94	5.15	H
	2331	-66.58	-13	-53.58	-75.07	-68.09	1.24	4.89	H
	3108	-63.39	-13	-50.39	-75.52	-66.03	1.48	6.28	H
	1552	-70.11	-13	-57.11	-73.15	-72.18	0.94	5.15	V
	2331	-63.58	-13	-50.58	-74.34	-65.09	1.24	4.89	V
	3108	-63.72	-13	-50.72	-75.43	-66.36	1.48	6.28	V

Remark: Spurious emissions within 30-1000MHz were found more than 20dB below limit line.