#01_HAC_T-Coil_GSM850_Voice(speech codec handset low)_Ch189_Axial (Z)

Communication System: GSM850; Frequency: 836.4 MHz;Duty Cycle: 1:8.3
Medium: Air Medium parameters used: $\sigma = 0$ S/m, $\varepsilon_r = 1$; $\rho = 0$ kg/m^3
Ambient Temperature：23.3 ℃

DASY5 Configuration
- Probe: AM1DV2 - 1038; ; Calibrated: 2015/1/28
- Sensor-Surface: 0mm (Fix Surface)
- Electronics: DAE4 Sn1279; Calibrated: 2014/7/23
- Phantom: HAC Test Arch with AMCC; Type: SD HAC P01 BA;
- Measurement SW: DASY52, Version 52.8 (7); SEMCAD X Version 14.6.10 (7164)

General Scans/z (axial) 4.2mm 50 x 50/ABM SNR(x,y,z) (13x13x1): Measurement grid: dx=10mm, dy=10mm
ABM1/ABM2 = 31.00 dB
ABM1 comp = -0.28 dBA/m
Location: 4.2, 8.3, 3.7 mm



0 dB = 1.000 = 0.00 dB

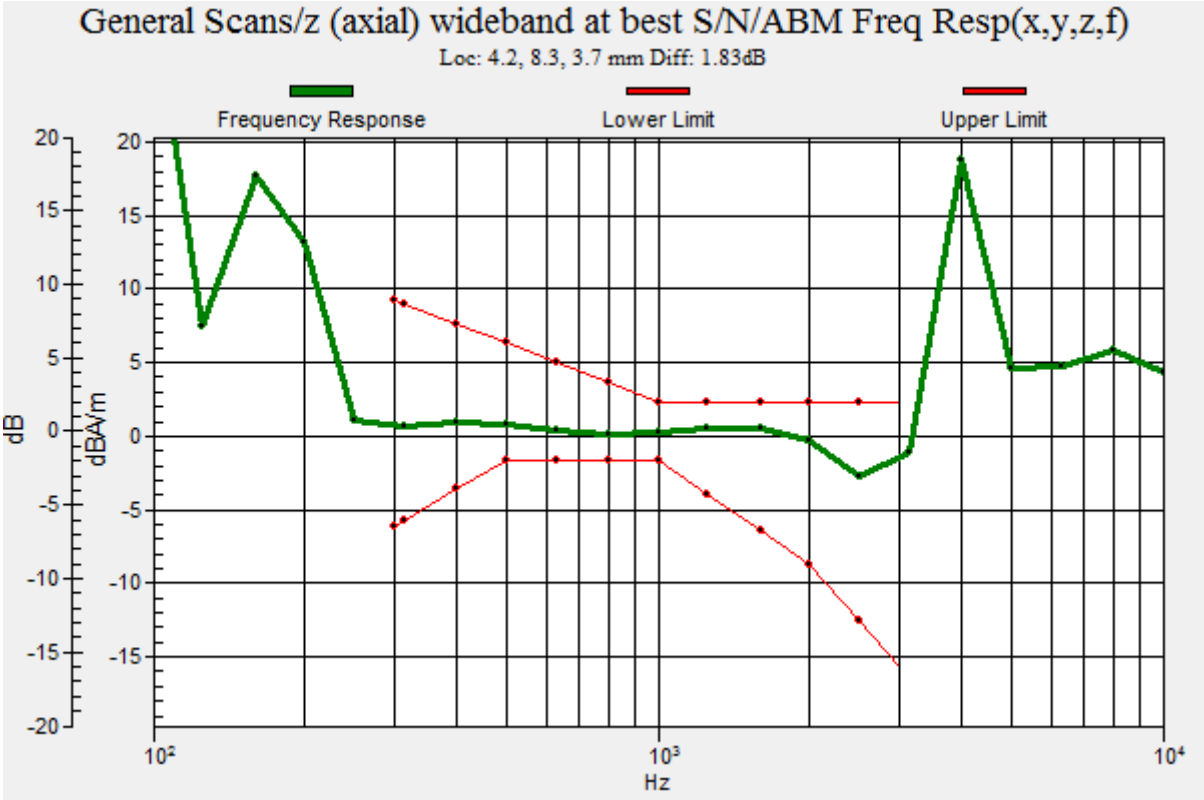
General Scans/z (axial) wideband at best S/N/ABM Freq Resp(x,y,z,f)
Loc: 4.2, 8.3, 3.7 mm Diff: 1.83dB
Frequency Response
Lower Limit
Upper Limit
dB
dBA/m
20
15
10
5
0
-5
-10
-15
-20
10^2
10^3
10^4
Hz

#01_HAC_T-Coil_GSM850_Voice(speech codec handset low)_Ch189_Transversal (Y)

Communication System: GSM850; Frequency: 836.4 MHz;Duty Cycle: 1:8.3
Medium: Air Medium parameters used: $\sigma = 0$ S/m, $\varepsilon_r = 1$; $\rho = 0$ kg/m^3
Ambient Temperature：23.3 ℃

DASY5 Configuration
- Probe: AM1DV2 - 1038; ; Calibrated: 2015/1/28
- Sensor-Surface: 0mm (Fix Surface)
- Electronics: DAE4 Sn1279; Calibrated: 2014/7/23
- Phantom: HAC Test Arch with AMCC; Type: SD HAC P01 BA;
- Measurement SW: DASY52, Version 52.8 (7); SEMCAD X Version 14.6.10 (7164)

General Scans/y (transversal) 4.2mm 50 x 50/ABM SNR(x,y,z) (13x13x1): Measurement grid: dx=10mm, dy=10mm
ABM1/ABM2 = 35.74 dB
ABM1 comp = -7.90 dBA/m
Location: 4.2, 4.2, 3.7 mm



0 dB = 1.000 = 0.00 dB

#02_HAC_T-Coil_GSM1900_Voice(speech codec handset low)_Ch661_Axial (Z)

Communication System: PCS; Frequency: 1880 MHz;Duty Cycle: 1:8.3
Medium: Air Medium parameters used: $\sigma = 0$ S/m, $\varepsilon_r = 1$; $\rho = 0$ kg/m^3
Ambient Temperature：23.3 ℃

DASY5 Configuration
- Probe: AM1DV2 - 1038; ; Calibrated: 2015/1/28
- Sensor-Surface: 0mm (Fix Surface)
- Electronics: DAE4 Sn1279; Calibrated: 2014/7/23
- Phantom: HAC Test Arch with AMCC; Type: SD HAC P01 BA;
- Measurement SW: DASY52, Version 52.8 (7); SEMCAD X Version 14.6.10 (7164)

General Scans/z (axial) 4.2mm 50 x 50/ABM SNR(x,y,z) (13x13x1): Measurement grid: dx=10mm, dy=10mm
ABM1/ABM2 = 38.88 dB
ABM1 comp = 0.19 dBA/m
Location: 4.2, 12.5, 3.7 mm



0 dB = 1.000 A/m = 0.00 dBA/m

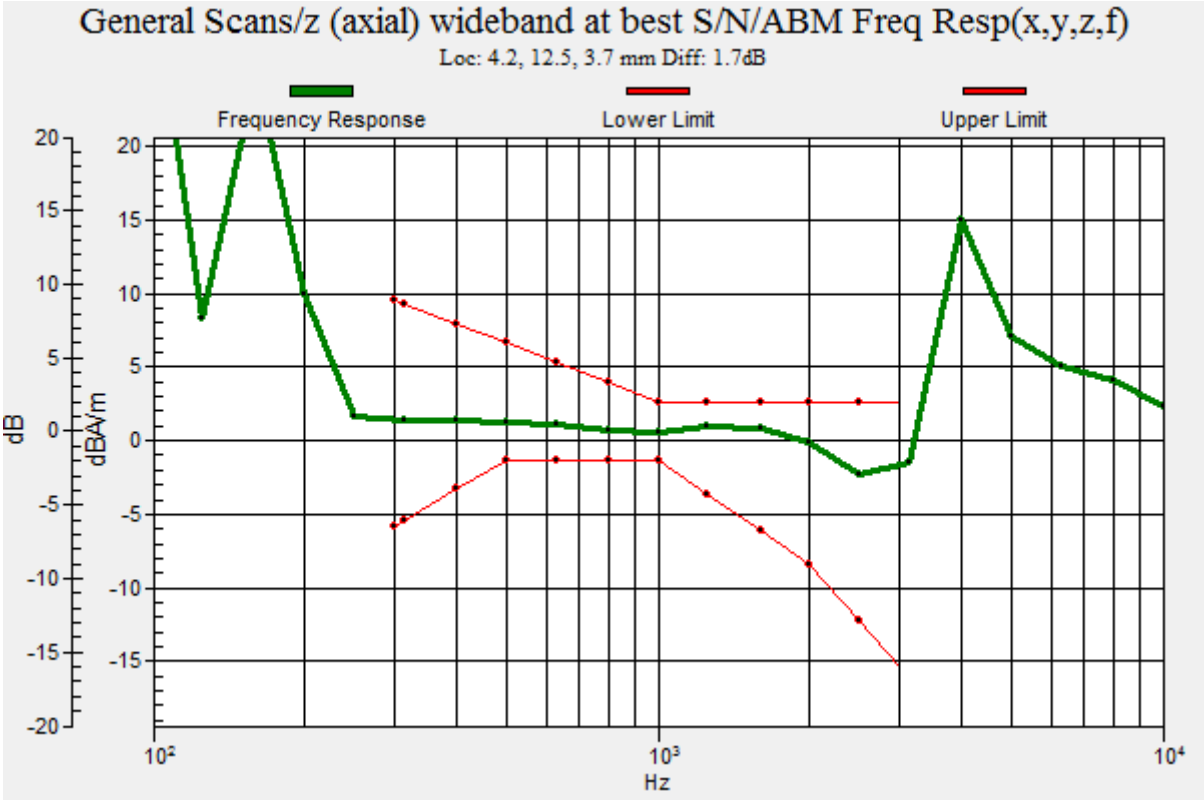
General Scans/z (axial) wideband at best S/N/ABM Freq Resp(x,y,z,f)
Loc: 4.2, 12.5, 3.7 mm Diff: 1.7dB
Frequency Response
Lower Limit
Upper Limit
dB
dBA/m
20
15
10
5
0
-5
-10
-15
-20
10^2
10^3
10^4
Hz

#02_HAC_T-Coil_GSM1900_Voice(speech codec handset low) _Ch661_Transversal (Y)

Communication System: PCS; Frequency: 1880 MHz;Duty Cycle: 1:8.3
Medium: Air Medium parameters used: $\sigma = 0$ S/m, $\varepsilon_r = 1$; $\rho = 0$ kg/m^3
Ambient Temperature：23.3 ℃

DASY5 Configuration
- Probe: AM1DV2 - 1038; ; Calibrated: 2015/1/28
- Sensor-Surface: 0mm (Fix Surface)
- Electronics: DAE4 Sn1279; Calibrated: 2014/7/23
- Phantom: HAC Test Arch with AMCC; Type: SD HAC P01 BA;
- Measurement SW: DASY52, Version 52.8 (7); SEMCAD X Version 14.6.10 (7164)

General Scans/y (transversal) 4.2mm 50 x 50/ABM SNR(x,y,z) (13x13x1): Measurement grid: dx=10mm, dy=10mm
ABM1/ABM2 = 39.03 dB
ABM1 comp = -7.18 dBA/m
Location: 4.2, 4.2, 3.7 mm



0 dB = 1.000 A/m = 0.00 dBA/m

#03_HAC_T-Coil_WCDMA V_Voice(speech codec low)_Ch4182_Axial (Z)

Communication System: WCDMA; Frequency: 836.4 MHz;Duty Cycle: 1:1
Medium: Air Medium parameters used: $\sigma = 0$ S/m, $\varepsilon_r = 1$; $\rho = 0$ kg/m^3
Ambient Temperature：23.3 ℃

DASY5 Configuration
- Probe: AM1DV2 - 1038; ; Calibrated: 2015/1/28
- Sensor-Surface: 0mm (Fix Surface)
- Electronics: DAE4 Sn1279; Calibrated: 2014/7/23
- Phantom: HAC Test Arch with AMCC; Type: SD HAC P01 BA;
- Measurement SW: DASY52, Version 52.8 (7); SEMCAD X Version 14.6.10 (7164)

General Scans/z (axial) 4.2mm 50 x 50/ABM SNR(x,y,z) (13x13x1): Measurement grid: dx=10mm, dy=10mm
ABM1/ABM2 = 44.07 dB
ABM1 comp = 0.33 dBA/m
Location: 4.2, 12.5, 3.7 mm



0 dB = 1.000 A/m = 0.00 dBA/m

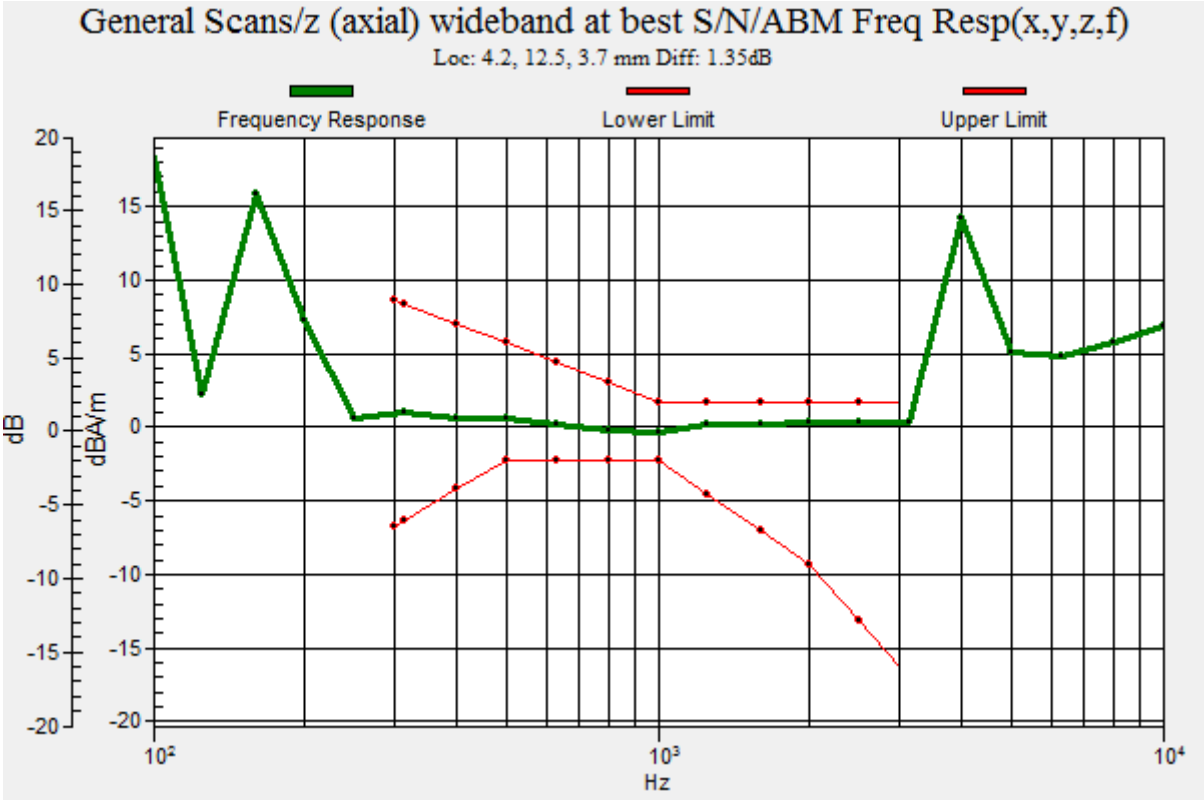
General Scans/z (axial) wideband at best S/N/ABM Freq Resp(x,y,z,f)
Loc: 4.2, 12.5, 3.7 mm Diff: 1.35dB
Frequency Response
Lower Limit
Upper Limit
dB
dBA/m
20
15
10
5
0
-5
-10
-15
-20
10^2
10^3
10^4
Hz

#03_HAC_T-Coil_WCDMA V_Voice(speech codec low)_Ch4182_Transversal (Y)

Communication System: WCDMA; Frequency: 836.4 MHz;Duty Cycle: 1:1
Medium: Air Medium parameters used: $\sigma = 0$ S/m, $\varepsilon_r = 1$; $\rho = 0$ kg/m^3
Ambient Temperature：23.3 ℃

DASY5 Configuration
- Probe: AM1DV2 - 1038; ; Calibrated: 2015/1/28
- Sensor-Surface: 0mm (Fix Surface)
- Electronics: DAE4 Sn1279; Calibrated: 2014/7/23
- Phantom: HAC Test Arch with AMCC; Type: SD HAC P01 BA;
- Measurement SW: DASY52, Version 52.8 (7); SEMCAD X Version 14.6.10 (7164)

General Scans/y (transversal) 4.2mm 50 x 50/ABM SNR(x,y,z) (13x13x1): Measurement grid: dx=10mm, dy=10mm
ABM1/ABM2 = 40.94 dB
ABM1 comp = -7.17 dBA/m
Location: 4.2, 4.2, 3.7 mm



0 dB = 1.000 A/m = 0.00 dBA/m

#04_HAC_T-Coil_WCDMA II_Voice(speech codec low)_Ch9400_Axial (Z)

Communication System: WCDMA; Frequency: 1880 MHz;Duty Cycle: 1:1
Medium: Air Medium parameters used: $\sigma = 0$ S/m, $\varepsilon_r = 1$; $\rho = 0$ kg/m^3
Ambient Temperature：23.3 ℃

DASY5 Configuration
- Probe: AM1DV2 - 1038; ; Calibrated: 2015/1/28
- Sensor-Surface: 0mm (Fix Surface)
- Electronics: DAE4 Sn1279; Calibrated: 2014/7/23
- Phantom: HAC Test Arch with AMCC; Type: SD HAC P01 BA;
- Measurement SW: DASY52, Version 52.8 (7); SEMCAD X Version 14.6.10 (7164)

General Scans/z (axial) 4.2mm 50 x 50/ABM SNR(x,y,z) (13x13x1): Measurement grid: dx=10mm, dy=10mm
ABM1/ABM2 = 43.72 dB
ABM1 comp = 0.41 dBA/m
Location: 4.2, 12.5, 3.7 mm



0 dB = 1.000 A/m = 0.00 dBA/m

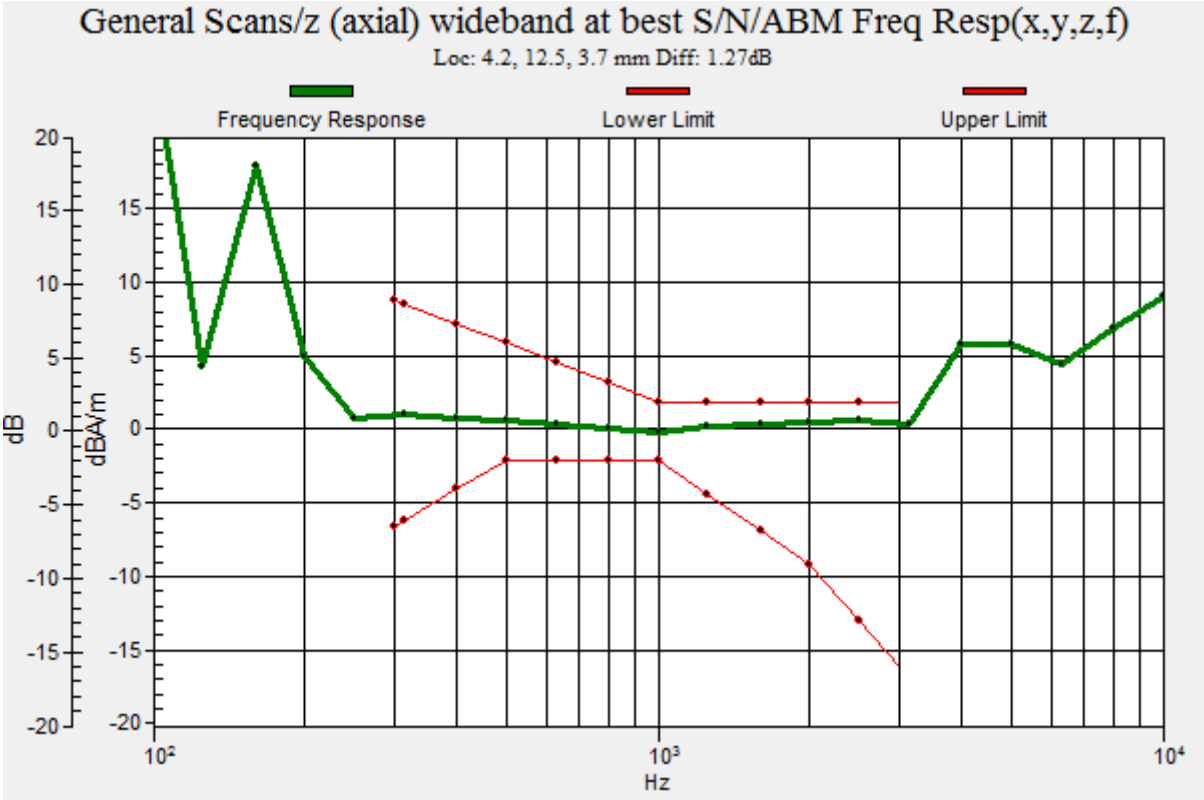
General Scans/z (axial) wideband at best S/N/ABM Freq Resp(x,y,z,f)
Loc: 4.2, 12.5, 3.7 mm Diff: 1.27dB
Frequency Response
Lower Limit
Upper Limit
dB
dBA/m
20
15
10
5
0
-5
-10
-15
-20
10^2
10^3
10^4
Hz

#04_HAC_T-Coil_WCDMA II_Voice(speech codec low)_Ch9400_Transversal (Y)

Communication System: WCDMA; Frequency: 1880 MHz;Duty Cycle: 1:1
Medium: Air Medium parameters used: $\sigma = 0$ S/m, $\varepsilon_r = 1$; $\rho = 0$ kg/m^3
Ambient Temperature：23.3 ℃

DASY5 Configuration
- Probe: AM1DV2 - 1038; ; Calibrated: 2015/1/28
- Sensor-Surface: 0mm (Fix Surface)
- Electronics: DAE4 Sn1279; Calibrated: 2014/7/23
- Phantom: HAC Test Arch with AMCC; Type: SD HAC P01 BA;
- Measurement SW: DASY52, Version 52.8 (7); SEMCAD X Version 14.6.10 (7164)

General Scans/y (transversal) 4.2mm 50 x 50/ABM SNR(x,y,z) (13x13x1): Measurement grid: dx=10mm, dy=10mm
ABM1/ABM2 = 40.97 dB
ABM1 comp = -7.00 dBA/m
Location: 4.2, 4.2, 3.7 mm



0 dB = 1.000 A/m = 0.00 dBA/m

#05_HAC_T-Coil_WCDMA IV_Voice(speech codec low)_Ch1413_Axial (Z)

Communication System: WCDMA; Frequency: 1732.6 MHz;Duty Cycle: 1:1
Medium: Air Medium parameters used: $\sigma = 0$ S/m, $\varepsilon_r = 1$; $\rho = 0$ kg/m^3
Ambient Temperature：23.4 ℃

DASY5 Configuration
- Probe: AM1DV2 - 1038; ; Calibrated: 2015/1/28
- Sensor-Surface: 0mm (Fix Surface)
- Electronics: DAE4 Sn1279; Calibrated: 2014/7/23
- Phantom: HAC Test Arch with AMCC; Type: SD HAC P01 BA;
- Measurement SW: DASY52, Version 52.8 (7); SEMCAD X Version 14.6.10 (7164)

General Scans/z (axial) 4.2mm 50 x 50/ABM SNR(x,y,z) (13x13x1): Measurement grid: dx=10mm, dy=10mm
ABM1/ABM2 = 45.48 dB
ABM1 comp = -2.09 dBA/m
Location: 0, 8.3, 3.7 mm



0 dB = 1.000 A/m = 0.00 dBA/m

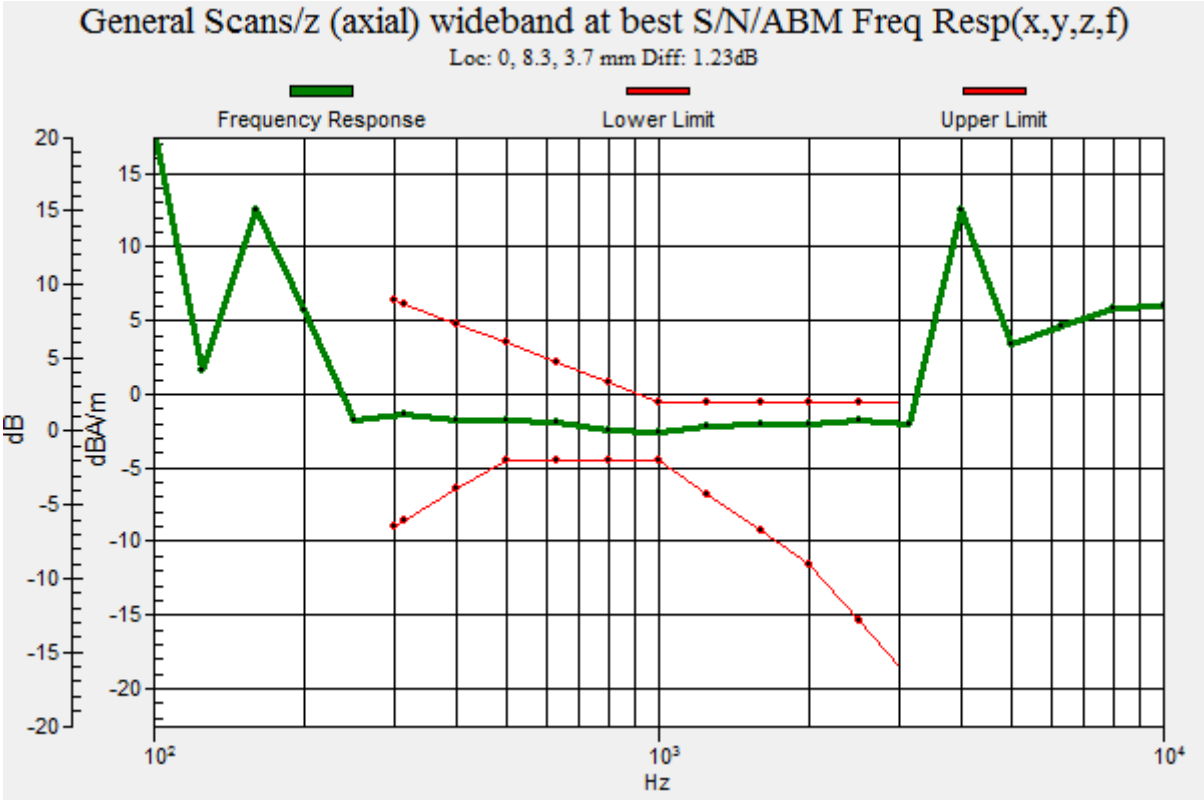
General Scans/z (axial) wideband at best S/N/ABM Freq Resp(x,y,z,f)
Loc: 0, 8.3, 3.7 mm Diff: 1.23dB
Frequency Response
Lower Limit
Upper Limit
dB
dBA/m
Hz

#05_HAC_T-Coil_WCDMA IV_Voice(speech codec low)_Ch1413_Transversal (Y)

Communication System: WCDMA; Frequency: 1732.6 MHz;Duty Cycle: 1:1
Medium: Air Medium parameters used: $\sigma = 0$ S/m, $\varepsilon_r = 1$; $\rho = 0$ kg/m^3
Ambient Temperature：23.4 ℃

DASY5 Configuration
- Probe: AM1DV2 - 1038; ; Calibrated: 2015/1/28
- Sensor-Surface: 0mm (Fix Surface)
- Electronics: DAE4 Sn1279; Calibrated: 2014/7/23
- Phantom: HAC Test Arch with AMCC; Type: SD HAC P01 BA;
- Measurement SW: DASY52, Version 52.8 (7); SEMCAD X Version 14.6.10 (7164)

General Scans/y (transversal) 4.2mm 50 x 50/ABM SNR(x,y,z) (13x13x1): Measurement grid: dx=10mm, dy=10mm
ABM1/ABM2 = 41.25 dB
ABM1 comp = -6.73 dBA/m
Location: 8.3, 4.2, 3.7 mm



0 dB = 1.000 A/m = 0.00 dBA/m

#06_HAC_T-Coil_CDMA2000 BC10_RC1+SO3 Voice codec_8K Enhanced low_Ch580_Axial (Z)

Communication System: CDMA; Frequency: 820.5 MHz;Duty Cycle: 1:17.7419
Medium: Air Medium parameters used: $\sigma = 0$ S/m, $\varepsilon_r = 1$; $\rho = 0$ kg/m^3
Ambient Temperature：23.4 ℃

DASY5 Configuration
- Probe: AM1DV2 - 1038; ; Calibrated: 2015/1/28
- Sensor-Surface: 0mm (Fix Surface)
- Electronics: DAE4 Sn1279; Calibrated: 2014/7/23
- Phantom: HAC Test Arch with AMCC; Type: SD HAC P01 BA;
- Measurement SW: DASY52, Version 52.8 (7); SEMCAD X Version 14.6.10 (7164)

General Scans/z (axial) 4.2mm 50 x 50/ABM SNR(x,y,z) (13x13x1): Measurement grid: dx=10mm, dy=10mm
ABM1/ABM2 = 48.28 dB
ABM1 comp = -0.74 dBA/m
Location: 4.2, 12.5, 3.7 mm

0 dB = 1.000 A/m = 0.00 dBA/m

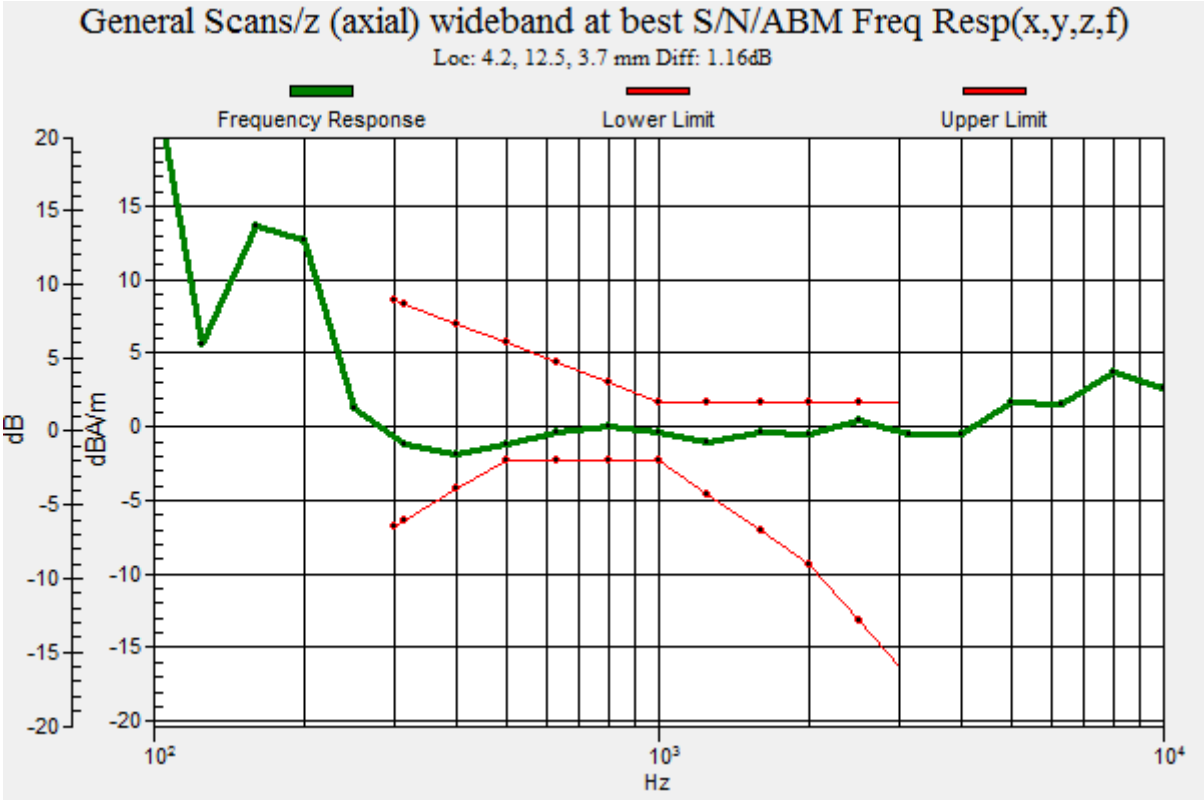
General Scans/z (axial) wideband at best S/N/ABM Freq Resp(x,y,z,f)
Loc: 4.2, 12.5, 3.7 mm Diff: 1.16dB
Frequency Response
Lower Limit
Upper Limit
dB
dBA/m
Hz

#06_HAC_T-Coil_CDMA2000 BC10_RC1+SO3 Voice codec_8K Enhanced low_Ch580_Transversal (Y)

Communication System: CDMA; Frequency: 820.5 MHz;Duty Cycle: 1:17.7419
Medium: Air Medium parameters used: $\sigma = 0$ S/m, $\varepsilon_r = 1$; $\rho = 0$ kg/m^3
Ambient Temperature：23.4 ℃

DASY5 Configuration
- Probe: AM1DV2 - 1038; ; Calibrated: 2015/1/28
- Sensor-Surface: 0mm (Fix Surface)
- Electronics: DAE4 Sn1279; Calibrated: 2014/7/23
- Phantom: HAC Test Arch with AMCC; Type: SD HAC P01 BA;
- Measurement SW: DASY52, Version 52.8 (7); SEMCAD X Version 14.6.10 (7164)

General Scans/y (transversal) 4.2mm 50 x 50/ABM SNR(x,y,z) (13x13x1): Measurement grid: dx=10mm, dy=10mm
ABM1/ABM2 = 41.26 dB
ABM1 comp = -7.76 dBA/m
Location: 4.2, 16.7, 3.7 mm

0 dB = 1.000 = 0.00 dB

#07_HAC_T-Coil_CDMA2000 BC0_RC1+SO3 Voice codec_8K Enhanced low_Ch384_Axial (Z)

Communication System: CDMA; Frequency: 836.52 MHz;Duty Cycle: 1:17.7419
Medium: Air Medium parameters used: $\sigma = 0$ S/m, $\varepsilon_r = 1$; $\rho = 0$ kg/m^3
Ambient Temperature：23.3 ℃

DASY5 Configuration
- Probe: AM1DV2 - 1038; ; Calibrated: 2015/1/28
- Sensor-Surface: 0mm (Fix Surface)
- Electronics: DAE4 Sn1279; Calibrated: 2014/7/23
- Phantom: HAC Test Arch with AMCC; Type: SD HAC P01 BA;
- Measurement SW: DASY52, Version 52.8 (7); SEMCAD X Version 14.6.10 (7164)

General Scans/z (axial) 4.2mm 50 x 50/ABM SNR(x,y,z) (13x13x1): Measurement grid: dx=10mm, dy=10mm
ABM1/ABM2 = 47.64 dB
ABM1 comp = -0.48 dBA/m
Location: 4.2, 12.5, 3.7 mm



0 dB = 1.000 A/m = 0.00 dBA/m

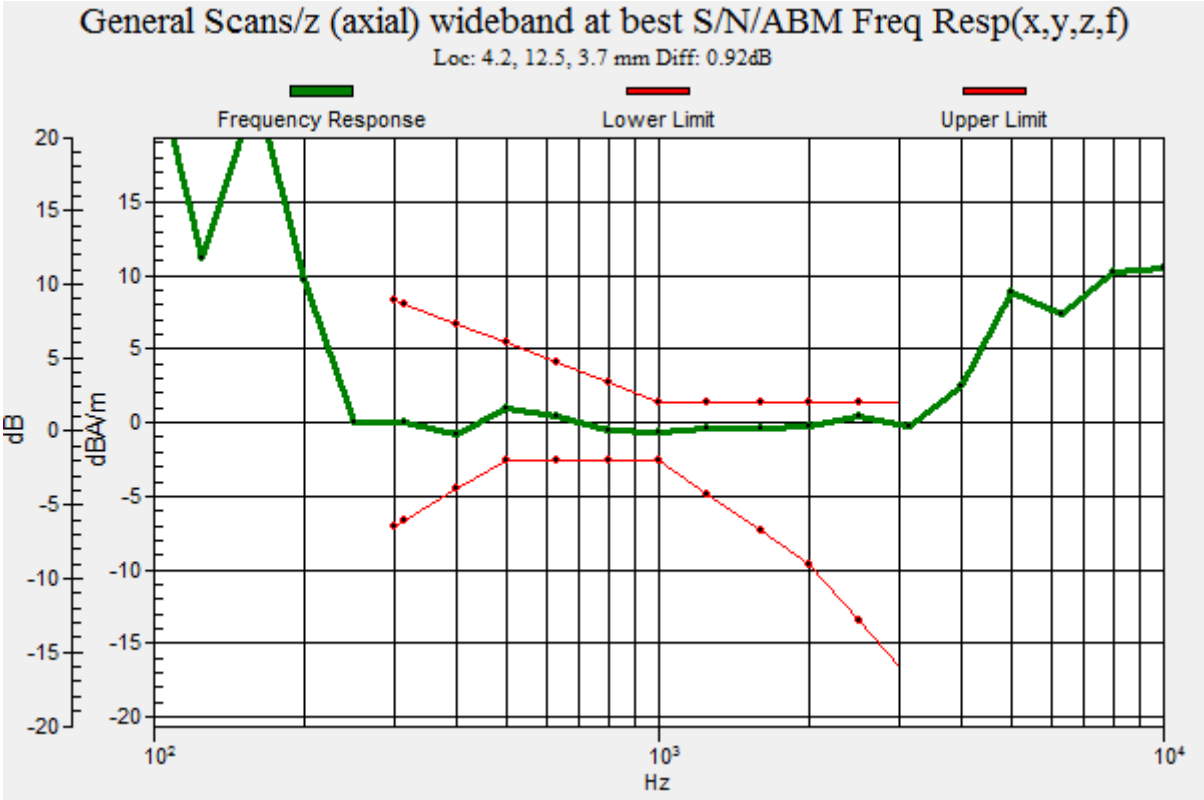
General Scans/z (axial) wideband at best S/N/ABM Freq Resp(x,y,z,f)
Loc: 4.2, 12.5, 3.7 mm Diff: 0.92dB
Frequency Response
Lower Limit
Upper Limit
dB
dBA/m
Hz

#07_HAC_T-Coil_CDMA2000 BC0_RC1+SO3 Voice codec_8K Enhanced low_Ch384_Transversal (Y)

Communication System: CDMA; Frequency: 836.52 MHz;Duty Cycle: 1:17.7419
Medium: Air Medium parameters used: $\sigma = 0$ S/m, $\varepsilon_r = 1$; $\rho = 0$ kg/m^3
Ambient Temperature：23.3 ℃

DASY5 Configuration
- Probe: AM1DV2 - 1038; ; Calibrated: 2015/1/28
- Sensor-Surface: 0mm (Fix Surface)
- Electronics: DAE4 Sn1279; Calibrated: 2014/7/23
- Phantom: HAC Test Arch with AMCC; Type: SD HAC P01 BA;
- Measurement SW: DASY52, Version 52.8 (7); SEMCAD X Version 14.6.10 (7164)

General Scans/y (transversal) 4.2mm 50 x 50/ABM SNR(x,y,z) (13x13x1): Measurement grid: dx=10mm, dy=10mm
ABM1/ABM2 = 39.14 dB
ABM1 comp = -9.15 dBA/m
Location: 8.3, 4.2, 3.7 mm

0 dB = 1.000 A/m = 0.00 dBA/m

#08_HAC_T-Coil_CDMA2000 BC1_RC1+SO3 Voice codec_8K Enhanced low_Ch600_Axial (Z)

Communication System: CDMA; Frequency: 1880 MHz;Duty Cycle: 1:17.7419
Medium: Air Medium parameters used: $\sigma = 0$ S/m, $\varepsilon_r = 1$; $\rho = 0$ kg/m^3
Ambient Temperature：23.3 ℃

DASY5 Configuration
- Probe: AM1DV2 - 1038; ; Calibrated: 2015/1/28
- Sensor-Surface: 0mm (Fix Surface)
- Electronics: DAE4 Sn1279; Calibrated: 2014/7/23
- Phantom: HAC Test Arch with AMCC; Type: SD HAC P01 BA;
- Measurement SW: DASY52, Version 52.8 (7); SEMCAD X Version 14.6.10 (7164)

General Scans/z (axial) 4.2mm 50 x 50/ABM SNR(x,y,z) (13x13x1): Measurement grid: dx=10mm, dy=10mm
ABM1/ABM2 = 42.80 dB
ABM1 comp = -3.39 dBA/m
Location: 4.2, 12.5, 3.7 mm



0 dB = 1.00 dB

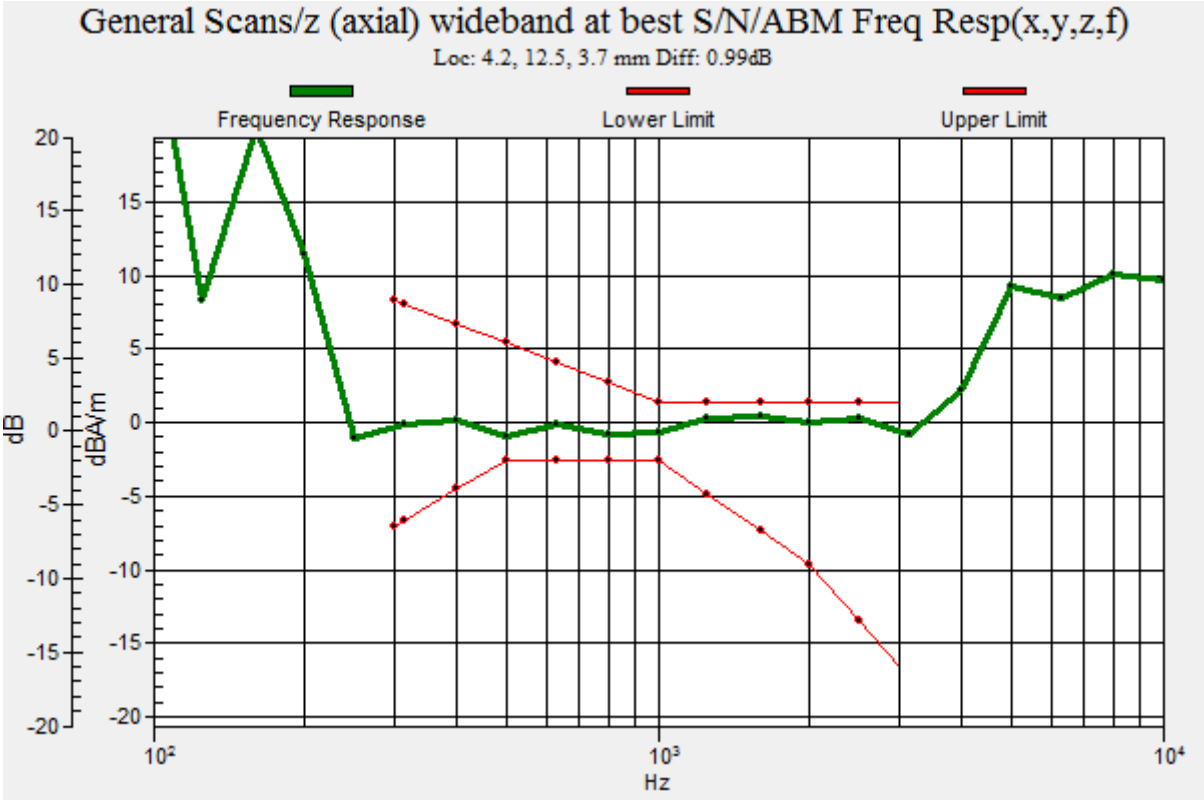
General Scans/z (axial) wideband at best S/N/ABM Freq Resp(x,y,z,f)
Loc: 4.2, 12.5, 3.7 mm Diff: 0.99dB
Frequency Response
Lower Limit
Upper Limit
dB
dBA/m
Hz

#08_HAC_T-Coil_CDMA2000 BC1_RC1+SO3 Voice codec_8K Enhanced low_Ch600_Transversal (Y)

Communication System: CDMA; Frequency: 1880 MHz;Duty Cycle: 1:17.7419
Medium: Air Medium parameters used: $\sigma = 0$ S/m, $\varepsilon_r = 1$; $\rho = 0$ kg/m^3
Ambient Temperature：23.3 ℃

DASY5 Configuration
- Probe: AM1DV2 - 1038; ; Calibrated: 2015/1/28
- Sensor-Surface: 0mm (Fix Surface)
- Electronics: DAE4 Sn1279; Calibrated: 2014/7/23
- Phantom: HAC Test Arch with AMCC; Type: SD HAC P01 BA;
- Measurement SW: DASY52, Version 52.8 (7); SEMCAD X Version 14.6.10 (7164)

General Scans/y (transversal) 4.2mm 50 x 50/ABM SNR(x,y,z) (13x13x1): Measurement grid: dx=10mm, dy=10mm
ABM1/ABM2 = 41.27 dB
ABM1 comp = -8.09 dBA/m
Location: 4.2, 16.7, 3.7 mm



0 dB = 1.000 = 0.00 dB