Appendix B. Plots of SAR Measurement

The plots are shown as follows.

#01_GSM850_GPRS (4 Tx slots)_Left Cheek_Ch189

Communication System: GSM850; Frequency: 836.4 MHz;Duty Cycle: 1:2.08
Medium: HSL_850_160523 Medium parameters used : f = 836.4 MHz; σ = 0.905 S/m; ε_r = 41.393; ρ = 1000 kg/m^3
Ambient Temperature：23.4 ℃; Liquid Temperature：22.4 ℃

DASY5 Configuration
- Probe: ES3DV3 - SN3270; ConvF(6.32, 6.32, 6.32); Calibrated: 2015/9/28;
- Sensor-Surface: 3mm (Mechanical Surface Detection)
- Electronics: DAE4 Sn1399; Calibrated: 2015/11/23
- Phantom: SAM_RIGHT; Type: QD000P40CD; Serial: 1719
- Measurement SW: DASY52, Version 52.8 (7); SEMCAD X Version 14.6.10 (7164)

Area Scan (71x121x1): Interpolated grid: dx=1.500 mm, dy=1.500 mm
Maximum value of SAR (interpolated) = 0.175 W/kg

Zoom Scan (5x5x7)/Cube 0: Measurement grid: dx=8mm, dy=8mm, dz=5mm
Reference Value = 13.845 V/m; Power Drift = -0.01 dB
Peak SAR (extrapolated) = 0.214 W/kg
SAR(1 g) = 0.155 W/kg; SAR(10 g) = 0.107 W/kg
Maximum value of SAR (measured) = 0.174 W/kg



0 dB = 0.175 W/kg = -7.57 dBW/kg

#02_GSM1900_GPRS (4 Tx slots)_Right Cheek_Ch810

Communication System: PCS ; Frequency: 1909.8 MHz;Duty Cycle: 1:2.08
Medium: HSL_1900_160523 Medium parameters used: f = 1910 MHz; σ = 1.441 S/m; ε_r = 38.599; ρ = 1000 kg/m^3
Ambient Temperature：23.7 ℃； Liquid Temperature：22.7 ℃

DASY5 Configuration
- Probe: ES3DV3 - SN3270; ConvF(5.12, 5.12, 5.12); Calibrated: 2015/9/28;
- Sensor-Surface: 3mm (Mechanical Surface Detection)
- Electronics: DAE4 Sn1399; Calibrated: 2015/11/23
- Phantom: SAM LEFT; Type: QD000P40CD; Serial: TP:1718
- Measurement SW: DASY52, Version 52.8 (7); SEMCAD X Version 14.6.10 (7164)

Area Scan (71x111x1): Interpolated grid: dx=1.500 mm, dy=1.500 mm
Maximum value of SAR (interpolated) = 0.282 W/kg

Zoom Scan (5x5x7)/Cube 0: Measurement grid: dx=8mm, dy=8mm, dz=5mm
Reference Value = 9.779 V/m; Power Drift = 0.03 dB
Peak SAR (extrapolated) = 0.344 W/kg
SAR(1 g) = 0.231 W/kg; SAR(10 g) = 0.145 W/kg
Maximum value of SAR (measured) = 0.269 W/kg



0 dB = 0.282 W/kg = -5.50 dBW/kg

#03_WCDMA II_RMC 12.2Kbps_Right Cheek_Ch9538

Communication System: WCDMA ; Frequency: 1907.6 MHz;Duty Cycle: 1:1
Medium: HSL_1900_160523 Medium parameters used: f = 1908 MHz; σ = 1.439 S/m; ε_r = 38.611; ρ = 1000 kg/m^3
Ambient Temperature：23.7 ℃； Liquid Temperature：22.7 ℃

DASY5 Configuration
- Probe: ES3DV3 - SN3270; ConvF(5.12, 5.12, 5.12); Calibrated: 2015/9/28;
- Sensor-Surface: 3mm (Mechanical Surface Detection)
- Electronics: DAE4 Sn1399; Calibrated: 2015/11/23
- Phantom: SAM LEFT; Type: QD000P40CD; Serial: TP:1718
- Measurement SW: DASY52, Version 52.8 (7); SEMCAD X Version 14.6.10 (7164)

Area Scan (71x111x1): Interpolated grid: dx=1.500 mm, dy=1.500 mm
Maximum value of SAR (interpolated) = 0.530 W/kg

Zoom Scan (5x5x7)/Cube 0: Measurement grid: dx=8mm, dy=8mm, dz=5mm
Reference Value = 12.996 V/m; Power Drift = 0.10 dB
Peak SAR (extrapolated) = 0.647 W/kg
SAR(1 g) = 0.407 W/kg; SAR(10 g) = 0.239 W/kg
Maximum value of SAR (measured) = 0.500 W/kg



0 dB = 0.530 W/kg = -2.76 dBW/kg

#04_WCDMA V_RMC 12.2Kbps_Left Cheek_Ch4132

Communication System: WCDMA; Frequency: 826.4 MHz;Duty Cycle: 1:1
Medium: HSL_850_160527 Medium parameters used : f = 826.4 MHz; σ = 0.871 mho/m; ε_r = 43; ρ = 1000 kg/m^3
Ambient Temperature：23.5 ℃； Liquid Temperature：22.5 ℃

DASY4 Configuration:
- Probe: EX3DV4 - SN7346; ConvF(9.8, 9.8, 9.8); Calibrated: 2015/9/2
- Sensor-Surface: 1.4mm (Mechanical Surface Detection)
- Electronics: DAE4 Sn916; Calibrated: 2015/12/16
- Phantom: SAM_Right; Type: SAM_Right; Serial: TP-1303
- ;Postprocessing SW: SEMCAD, V1.8 Build 159

Area Scan (71x121x1): Measurement grid: dx=15mm, dy=15mm
Maximum value of SAR (interpolated) = 0.303 mW/g

Zoom Scan (5x5x7)/Cube 0: Measurement grid: dx=8mm, dy=8mm, dz=5mm
Reference Value = 18.3 V/m; Power Drift = 0.016 dB
Peak SAR (extrapolated) = 0.339 W/kg
SAR(1 g) = 0.245 mW/g; SAR(10 g) = 0.167 mW/g
Maximum value of SAR (measured) = 0.310 mW/g

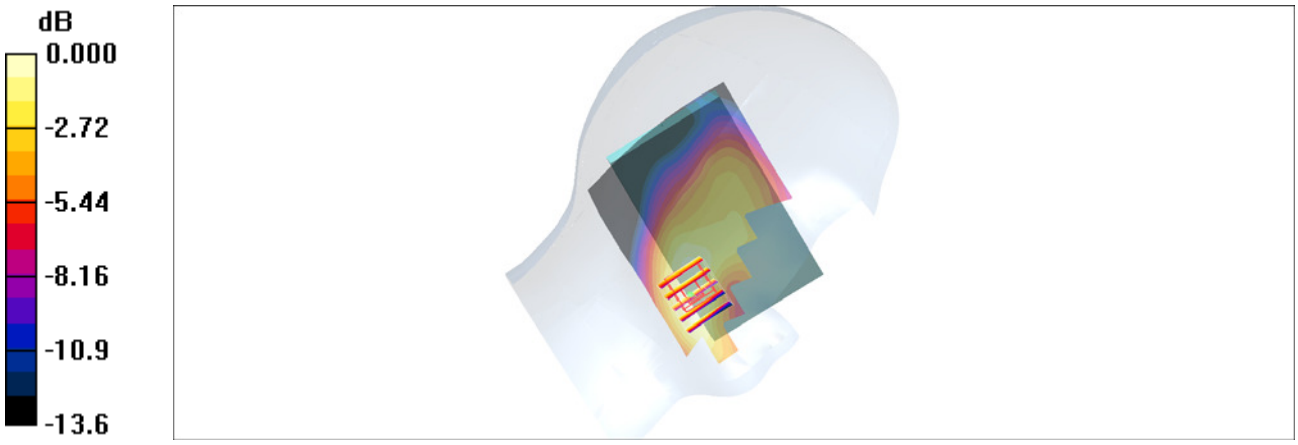

0 dB = 0.310mW/g

#05_CDMA BC0_1xRTT RC3 SO55_Left Cheek_Ch1013

Communication System: CDMA; Frequency: 824.7 MHz;Duty Cycle: 1:1
Medium: HSL_850_160523 Medium parameters used: f = 825 MHz; σ = 0.895 S/m; ε_r = 41.54; ρ = 1000 kg/m^3
Ambient Temperature：23.5 ℃； Liquid Temperature：22.5 ℃

DASY5 Configuration
- Probe: ES3DV3 - SN3270; ConvF(6.32, 6.32, 6.32); Calibrated: 2015/9/28;
- Sensor-Surface: 3mm (Mechanical Surface Detection)
- Electronics: DAE4 Sn1399; Calibrated: 2015/11/23
- Phantom: SAM_RIGHT; Type: QD000P40CD; Serial: 1719
- Measurement SW: DASY52, Version 52.8 (7); SEMCAD X Version 14.6.10 (7164)

Area Scan (71x111x1): Interpolated grid: dx=1.500 mm, dy=1.500 mmMaximum value of SAR (interpolated) = 0.243 W/kg

Zoom Scan (5x5x7)/Cube 0: Measurement grid: dx=8mm, dy=8mm, dz=5mm
Reference Value = 14.132 V/m; Power Drift = -0.02 dB
Peak SAR (extrapolated) = 0.301 W/kg
SAR(1 g) = 0.219 W/kg; SAR(10 g) = 0.149 W/kg
Maximum value of SAR (measured) = 0.248 W/kg

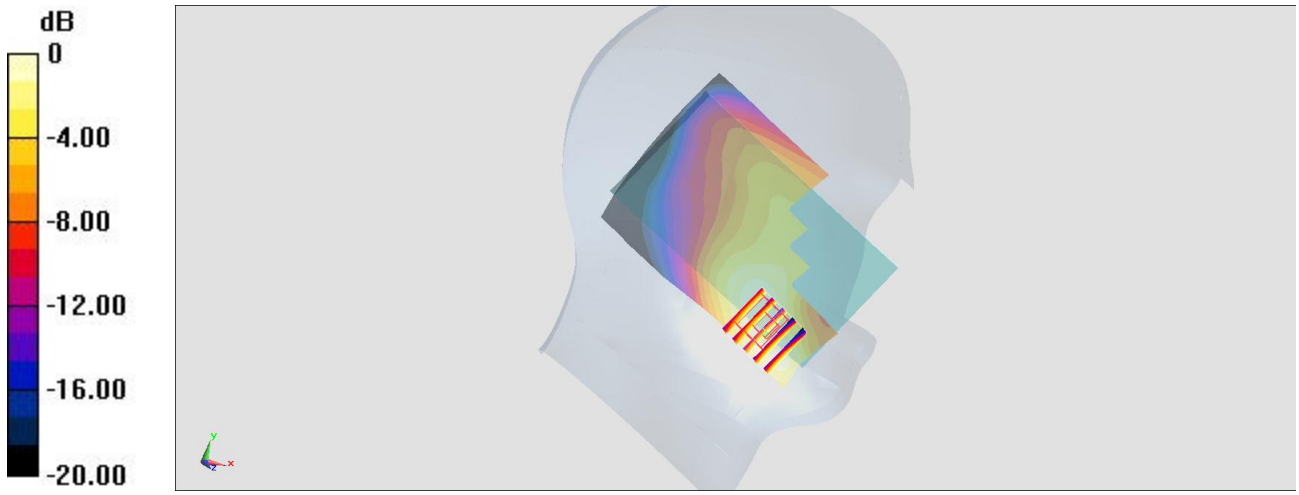

0 dB = 0.243 W/kg = -6.14 dBW/kg

#06_CDMA BC1_1xRTT RC3 SO55_Right Cheek_Ch1175

Communication System: CDMA ; Frequency: 1908.75 MHz;Duty Cycle: 1:1
Medium: HSL_1900_160523 Medium parameters used: f = 1909 MHz; σ = 1.44 S/m; ε_r = 38.605; ρ = 1000 kg/m^3
Ambient Temperature：23.7 ℃； Liquid Temperature：22.7 ℃

DASY5 Configuration
- Probe: ES3DV3 - SN3270; ConvF(5.12, 5.12, 5.12); Calibrated: 2015/9/28;
- Sensor-Surface: 3mm (Mechanical Surface Detection)
- Electronics: DAE4 Sn1399; Calibrated: 2015/11/23
- Phantom: SAM LEFT; Type: QD000P40CD; Serial: TP:1718
- Measurement SW: DASY52, Version 52.8 (7); SEMCAD X Version 14.6.10 (7164)

Area Scan (71x111x1): Interpolated grid: dx=1.500 mm, dy=1.500 mm
Maximum value of SAR (interpolated) = 0.513 W/kg

Zoom Scan (5x5x7)/Cube 0: Measurement grid: dx=8mm, dy=8mm, dz=5mm
Reference Value = 12.524 V/m; Power Drift = 0.13 dB
Peak SAR (extrapolated) = 0.644 W/kg
SAR(1 g) = 0.424 W/kg; SAR(10 g) = 0.264 W/kg
Maximum value of SAR (measured) = 0.494 W/kg



0 dB = 0.513 W/kg = -2.90 dBW/kg

#07_LTE Band 2_20M_QPSK_1_0_Right Cheek_Ch18900

Communication System: LTE ; Frequency: 1880 MHz;Duty Cycle: 1:1
Medium: HSL_1900_160523 Medium parameters used: f = 1880 MHz; σ = 1.41 S/m; ε_r = 38.763; ρ = 1000 kg/m^3
Ambient Temperature：23.7 ℃； Liquid Temperature：22.7 ℃

DASY5 Configuration
- Probe: ES3DV3 - SN3270; ConvF(5.12, 5.12, 5.12); Calibrated: 2015/9/28;
- Sensor-Surface: 3mm (Mechanical Surface Detection)
- Electronics: DAE4 Sn1399; Calibrated: 2015/11/23
- Phantom: SAM LEFT; Type: QD000P40CD; Serial: TP:1718
- Measurement SW: DASY52, Version 52.8 (7); SEMCAD X Version 14.6.10 (7164)

Area Scan (71x111x1): Interpolated grid: dx=1.500 mm, dy=1.500 mm
Maximum value of SAR (interpolated) = 0.357 W/kg

Zoom Scan (5x5x7)/Cube 0: Measurement grid: dx=8mm, dy=8mm, dz=5mm
Reference Value = 11.148 V/m; Power Drift = 0.16 dB
Peak SAR (extrapolated) = 0.445 W/kg
SAR(1 g) = 0.298 W/kg; SAR(10 g) = 0.189 W/kg
Maximum value of SAR (measured) = 0.345 W/kg



0 dB = 0.357 W/kg = -4.47 dBW/kg

#08_LTE Band 4_20M_QPSK_1_0_Left Cheek_Ch20175

Communication System: LTE ; Frequency: 1732.5 MHz;Duty Cycle: 1:1
Medium: HSL_1750_160523 Medium parameters used : f = 1732.5 MHz; σ = 1.365 S/m; ε_r = 38.974; ρ = 1000 kg/m^3
Ambient Temperature：23.7 ℃； Liquid Temperature：22.7 ℃

DASY5 Configuration
- Probe: ES3DV3 - SN3270; ConvF(5.32, 5.32, 5.32); Calibrated: 2015/9/28;
- Sensor-Surface: 3mm (Mechanical Surface Detection)
- Electronics: DAE4 Sn1399; Calibrated: 2015/11/23
- Phantom: SAM LEFT; Type: QD000P40CD; Serial: TP:1718
- Measurement SW: DASY52, Version 52.8 (7); SEMCAD X Version 14.6.10 (7164)

Area Scan (71x111x1): Interpolated grid: dx=1.500 mm, dy=1.500 mm
Maximum value of SAR (interpolated) = 0.335 W/kg

Zoom Scan (5x5x7)/Cube 0: Measurement grid: dx=8mm, dy=8mm, dz=5mm
Reference Value = 11.130 V/m; Power Drift = -0.08 dB
Peak SAR (extrapolated) = 0.409 W/kg
SAR(1 g) = 0.290 W/kg; SAR(10 g) = 0.195 W/kg
Maximum value of SAR (measured) = 0.324 W/kg



0 dB = 0.335 W/kg = -4.75 dBW/kg

Test Laboratory: Sporton International Inc. SAR/HAC Testing Lab Date: 2016/5/27

#09_LTE Band 5_10M_QPSK_1_0_Left Cheek_Ch20525

Communication System: LTE; Frequency: 836.5 MHz;Duty Cycle: 1:1
Medium: HSL_850_160527 Medium parameters used : f = 836.5 MHz; σ = 0.881 mho/m; ε_r = 42.9; ρ = 1000 kg/m^3
Ambient Temperature：23.5 ℃； Liquid Temperature：22.5 ℃

DASY4 Configuration:
- Probe: EX3DV4 - SN7346; ConvF(9.8, 9.8, 9.8); Calibrated: 2015/9/2
- Sensor-Surface: 1.4mm (Mechanical Surface Detection)
- Electronics: DAE4 Sn916; Calibrated: 2015/12/16
- Phantom: SAM_Right; Type: SAM_Right; Serial: TP-1303
- ;Postprocessing SW: SEMCAD, V1.8 Build 159

Area Scan (71x121x1): Measurement grid: dx=15mm, dy=15mm
Maximum value of SAR (interpolated) = 0.395 mW/g

Zoom Scan (5x5x7)/Cube 0: Measurement grid: dx=8mm, dy=8mm, dz=5mm
Reference Value = 20.2 V/m; Power Drift = 0.159 dB
Peak SAR (extrapolated) = 0.436 W/kg
SAR(1 g) = 0.317 mW/g; SAR(10 g) = 0.218 mW/g
Maximum value of SAR (measured) = 0.400 mW/g

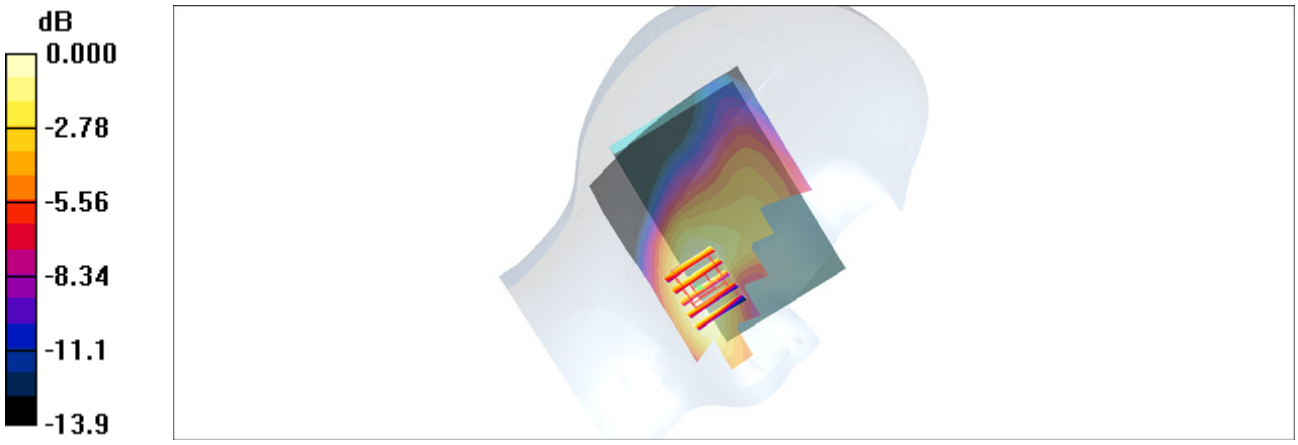

0 dB = 0.400mW/g

#10_LTE Band 7_20M_QPSK_1_99_Left Cheek_Ch20850

Communication System: LTE; Frequency: 2510 MHz;Duty Cycle: 1:1
Medium: HSL_2600_160524 Medium parameters used: f = 2510 MHz; σ = 1.806 S/m; ε_r = 39.76; ρ = 1000 kg/m^3
Ambient Temperature：23.6 ℃； Liquid Temperature：22.6 ℃

DASY5 Configuration
- Probe: ES3DV3 - SN3270; ConvF(4.44, 4.44, 4.44); Calibrated: 2015/9/28;
- Sensor-Surface: 3mm (Mechanical Surface Detection)
- Electronics: DAE4 Sn1399; Calibrated: 2015/11/23
- Phantom: SAM LEFT; Type: QD000P40CD; Serial: TP:1718
- Measurement SW: DASY52, Version 52.8 (7); SEMCAD X Version 14.6.10 (7164)

Area Scan (81x141x1): Interpolated grid: dx=1.200 mm, dy=1.200 mm
Maximum value of SAR (interpolated) = 0.448 W/kg

Zoom Scan (7x7x7)/Cube 0: Measurement grid: dx=5mm, dy=5mm, dz=5mm
Reference Value = 13.183 V/m; Power Drift = 0.12 dB
Peak SAR (extrapolated) = 0.592 W/kg
SAR(1 g) = 0.295 W/kg; SAR(10 g) = 0.157 W/kg
Maximum value of SAR (measured) = 0.435 W/kg



0 dB = 0.448 W/kg = -3.49 dBW/kg

#11_LTE Band 13_10M_QPSK_1_0_Right Cheek_Ch23230

Communication System: LTE; Frequency: 782 MHz;Duty Cycle: 1:1
Medium: HSL_750_160523 Medium parameters used: f = 782 MHz; σ = 0.931 S/m; ε_r = 41.471; ρ = 1000 kg/m^3
Ambient Temperature：23.5 ℃； Liquid Temperature：22.5 ℃

DASY5 Configuration
- Probe: ES3DV3 - SN3270; ConvF(6.5, 6.5, 6.5); Calibrated: 2015/9/28;
- Sensor-Surface: 3mm (Mechanical Surface Detection)
- Electronics: DAE4 Sn1399; Calibrated: 2015/11/23
- Phantom: SAM_RIGHT; Type: QD000P40CD; Serial: 1719
- Measurement SW: DASY52, Version 52.8 (7); SEMCAD X Version 14.6.10 (7164)

Area Scan (71x111x1): Interpolated grid: dx=1.500 mm, dy=1.500 mm
Maximum value of SAR (interpolated) = 0.148 W/kg

Zoom Scan (5x5x7)/Cube 0: Measurement grid: dx=8mm, dy=8mm, dz=5mm
Reference Value = 11.012 V/m; Power Drift = 0.05 dB
Peak SAR (extrapolated) = 0.213 W/kg
SAR(1 g) = 0.159 W/kg; SAR(10 g) = 0.110 W/kg
Maximum value of SAR (measured) = 0.180 W/kg



0 dB = 0.148 W/kg = -8.30 dBW/kg

#12_WLAN2.4GHz_802.11b 1Mbps_Right Cheek_Ch11;Ant 1

Communication System: 802.11b; Frequency: 2462 MHz;Duty Cycle: 1:1.010
Medium: HSL_2450_160526 Medium parameters used: f = 2462 MHz; σ = 1.856 S/m; ε_r = 38.764; ρ = 1000 kg/m^3
Ambient Temperature：23.2 ℃； Liquid Temperature：22.2 ℃

DASY5 Configuration
- Probe: ES3DV3 - SN3270; ConvF(4.59, 4.59, 4.59); Calibrated: 2015/9/28;
- Sensor-Surface: 3mm (Mechanical Surface Detection)
- Electronics: DAE4 Sn1399; Calibrated: 2015/11/23
- Phantom: SAM LEFT; Type: QD000P40CD; Serial: TP:1718
- Measurement SW: DASY52, Version 52.8 (7); SEMCAD X Version 14.6.10 (7164)

Area Scan (91x81x1): Interpolated grid: dx=1.200 mm, dy=1.200 mmMaximum value of SAR (interpolated) = 1.12 W/kg

Zoom Scan (7x7x7)/Cube 0: Measurement grid: dx=5mm, dy=5mm, dz=5mm
Reference Value = 18.872 V/m; Power Drift = -0.03 dB
Peak SAR (extrapolated) = 1.64 W/kg
SAR(1 g) = 0.720 W/kg; SAR(10 g) = 0.290 W/kg
Maximum value of SAR (measured) = 1.04 W/kg



0 dB = 1.12 W/kg = 0.49 dBW/kg

Test Laboratory: Sporton International Inc. SAR/HAC Testing Lab Date: 2016/5/27

#13_WLAN5GHz_802.11ac-VHT80 MCS0_Right Cheek_Ch58;Ant 1

Communication System: 802.11ac; Frequency: 5290 MHz;Duty Cycle: 1:1.161
Medium: HSL_5G_160527 Medium parameters used: f = 5290 MHz; σ = 4.53 mho/m; ε_r = 36.3; ρ = 1000 kg/m^3
Ambient Temperature：23.5 ℃; Liquid Temperature：22.5 ℃

DASY4 Configuration:
- Probe: EX3DV4 - SN7346; ConvF(5.09, 5.09, 5.09); Calibrated: 2015/9/2
- Sensor-Surface: 1.4mm (Mechanical Surface Detection)
- Electronics: DAE4 Sn916; Calibrated: 2015/12/16
- Phantom: SAM_Right; Type: SAM_Right; Serial: TP-1303
- ;Postprocessing SW: SEMCAD, V1.8 Build 159

Area Scan (101x101x1): Measurement grid: dx=10mm, dy=10mm
Maximum value of SAR (interpolated) = 0.932 mW/g

Zoom Scan (7x7x7)/Cube 0: Measurement grid: dx=4mm, dy=4mm, dz=1.4mm
Reference Value = 9.29 V/m; Power Drift = 0.091 dB
Peak SAR (extrapolated) = 2.13 W/kg
SAR(1 g) = 0.372 mW/g; SAR(10 g) = 0.081 mW/g
Maximum value of SAR (measured) = 1.07 mW/g



0 dB = 1.07mW/g

#14_WLAN5GHz_802.11ac-VHT80 MCS0_Right Cheek_Ch122;Ant 1

Communication System: 802.11ac; Frequency: 5610 MHz;Duty Cycle: 1:1.161
Medium: HSL_5G_160527 Medium parameters used: f = 5610 MHz; σ = 4.84 mho/m; ε_r = 35.8; ρ = 1000 kg/m^3
Ambient Temperature：23.5 ℃; Liquid Temperature：22.5 ℃

DASY4 Configuration:
- Probe: EX3DV4 - SN7346; ConvF(4.48, 4.48, 4.48); Calibrated: 2015/9/2
- Sensor-Surface: 1.4mm (Mechanical Surface Detection)
- Electronics: DAE4 Sn916; Calibrated: 2015/12/16
- Phantom: SAM_Right; Type: SAM_Right; Serial: TP-1303
- ;Postprocessing SW: SEMCAD, V1.8 Build 159

Area Scan (101x101x1): Measurement grid: dx=10mm, dy=10mm
Maximum value of SAR (interpolated) = 1.21 mW/g

Zoom Scan (7x7x7)/Cube 0: Measurement grid: dx=4mm, dy=4mm, dz=1.4mm
Reference Value = 10.3 V/m; Power Drift = 0.061 dB
Peak SAR (extrapolated) = 2.85 W/kg
SAR(1 g) = 0.450 mW/g; SAR(10 g) = 0.101 mW/g
Maximum value of SAR (measured) = 1.61 mW/g



0 dB = 1.61mW/g

Test Laboratory: Sporton International Inc. SAR/HAC Testing Lab Date: 2016/5/27

#15_WLAN5GHz_802.11ac-VHT80 MCS0_Right Cheek_Ch155;Ant 1

Communication System: 802.11ac; Frequency: 5775 MHz;Duty Cycle: 1:1.161
Medium: HSL_5G_160527 Medium parameters used: f = 5775 MHz; σ = 5 mho/m; ε_r = 35.6; ρ = 1000 kg/m^3
Ambient Temperature：23.5 ℃; Liquid Temperature：22.5 ℃

DASY4 Configuration:
- Probe: EX3DV4 - SN7346; ConvF(4.59, 4.59, 4.59); Calibrated: 2015/9/2
- Sensor-Surface: 1.4mm (Mechanical Surface Detection)
- Electronics: DAE4 Sn916; Calibrated: 2015/12/16
- Phantom: SAM_Right; Type: SAM_Right; Serial: TP-1303
- ;Postprocessing SW: SEMCAD, V1.8 Build 159

Area Scan (101x101x1): Measurement grid: dx=10mm, dy=10mm
Maximum value of SAR (interpolated) = 0.728 mW/g

Zoom Scan (7x7x7)/Cube 0: Measurement grid: dx=4mm, dy=4mm, dz=1.4mm
Reference Value = 7.24 V/m; Power Drift = 0.158 dB
Peak SAR (extrapolated) = 1.49 W/kg
SAR(1 g) = 0.257 mW/g; SAR(10 g) = 0.058 mW/g
Maximum value of SAR (measured) = 0.810 mW/g



0 dB = 0.810mW/g

#16_GSM850_GPRS (4 Tx slots)_Back_10mm_Ch251

Communication System: GSM850 ; Frequency: 848.8 MHz;Duty Cycle: 1:2.08
Medium: MSL_850_160524 Medium parameters used: f = 849 MHz; σ = 0.992 S/m; ε_r = 56.509; ρ = 1000 kg/m^3
Ambient Temperature：23.4 ℃； Liquid Temperature：22.4 ℃

DASY5 Configuration
- Probe: ES3DV3 - SN3270; ConvF(6.24, 6.24, 6.24); Calibrated: 2015/9/28;
- Sensor-Surface: 3mm (Mechanical Surface Detection)
- Electronics: DAE4 Sn1399; Calibrated: 2015/11/23
- Phantom: SAM LEFT; Type: QD000P40CD; Serial: TP:1718
- Measurement SW: DASY52, Version 52.8 (7); SEMCAD X Version 14.6.10 (7164)

Area Scan (71x81x1): Interpolated grid: dx=1.500 mm, dy=1.500 mm
Maximum value of SAR (interpolated) = 0.348 W/kg

Zoom Scan (5x5x7)/Cube 0: Measurement grid: dx=8mm, dy=8mm, dz=5mm
Reference Value = 16.408 V/m; Power Drift = -0.08 dB
Peak SAR (extrapolated) = 0.463 W/kg
SAR(1 g) = 0.301 W/kg; SAR(10 g) = 0.191 W/kg
Maximum value of SAR (measured) = 0.361 W/kg

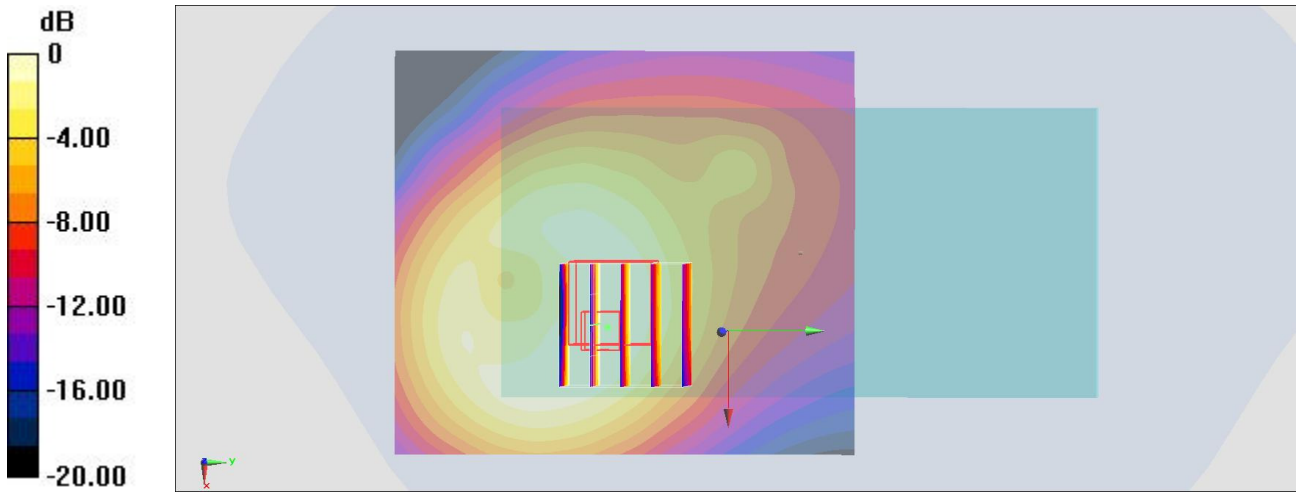

0 dB = 0.348 W/kg = -4.58 dBW/kg

#17_GSM1900_GPRS (4 Tx slots)_Back_10mm_Ch810

Communication System: PCS ; Frequency: 1909.8 MHz;Duty Cycle: 1:2.08
Medium: MSL_1900_160524 Medium parameters used: f = 1910 MHz; σ = 1.592 S/m; ε_r = 52.544; ρ = 1000 kg/m^3
Ambient Temperature：23.4 ℃； Liquid Temperature：22.4 ℃

DASY5 Configuration
- Probe: ES3DV3 - SN3270; ConvF(4.78, 4.78, 4.78); Calibrated: 2015/9/28;
- Sensor-Surface: 3mm (Mechanical Surface Detection)
- Electronics: DAE4 Sn1399; Calibrated: 2015/11/23
- Phantom: SAM_RIGHT; Type: QD000P40CD; Serial: 1719
- Measurement SW: DASY52, Version 52.8 (7); SEMCAD X Version 14.6.10 (7164)

Area Scan (71x81x1): Interpolated grid: dx=1.500 mm, dy=1.500 mm
Maximum value of SAR (interpolated) = 0.322 W/kg

Zoom Scan (5x5x7)/Cube 0: Measurement grid: dx=8mm, dy=8mm, dz=5mm
Reference Value = 14.390 V/m; Power Drift = 0.01 dB
Peak SAR (extrapolated) = 0.412 W/kg
SAR(1 g) = 0.265 W/kg; SAR(10 g) = 0.164 W/kg
Maximum value of SAR (measured) = 0.314 W/kg

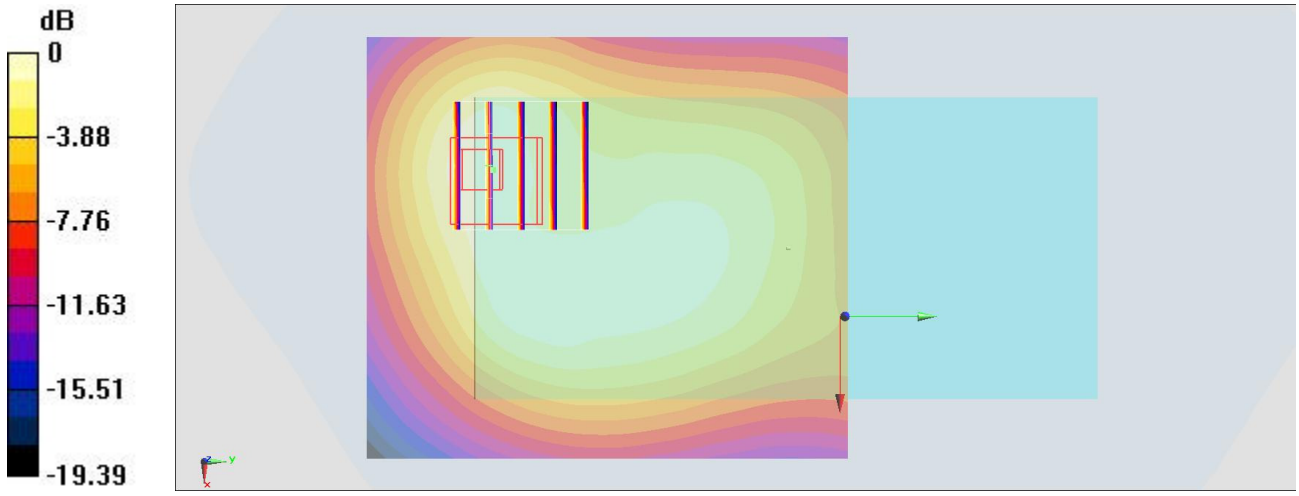

0 dB = 0.322 W/kg = -4.92 dBW/kg

#18_WCDMA II_RMC 12.2Kbps_Front_10mm_Ch9400

Communication System: WCDMA; Frequency: 1880 MHz;Duty Cycle: 1:1
Medium: MSL_1900_160524 Medium parameters used: f = 1880 MHz; σ = 1.557 S/m; ε_r = 52.672; ρ = 1000 kg/m^3
Ambient Temperature：23.3 ℃； Liquid Temperature：22.3 ℃

DASY5 Configuration
- Probe: ES3DV3 - SN3270; ConvF(4.78, 4.78, 4.78); Calibrated: 2015/9/28;
- Sensor-Surface: 3mm (Mechanical Surface Detection)
- Electronics: DAE4 Sn1399; Calibrated: 2015/11/23
- Phantom: SAM_RIGHT; Type: QD000P40CD; Serial: 1719
- Measurement SW: DASY52, Version 52.8 (7); SEMCAD X Version 14.6.10 (7164)

Area Scan (71x71x1): Interpolated grid: dx=1.500 mm, dy=1.500 mm
Maximum value of SAR (interpolated) = 0.923 W/kg

Zoom Scan (5x5x7)/Cube 0: Measurement grid: dx=8mm, dy=8mm, dz=5mm
Reference Value = 24.233 V/m; Power Drift = -0.02 dB
Peak SAR (extrapolated) = 1.24 W/kg
SAR(1 g) = 0.798 W/kg; SAR(10 g) = 0.466 W/kg
Maximum value of SAR (measured) = 0.934 W/kg

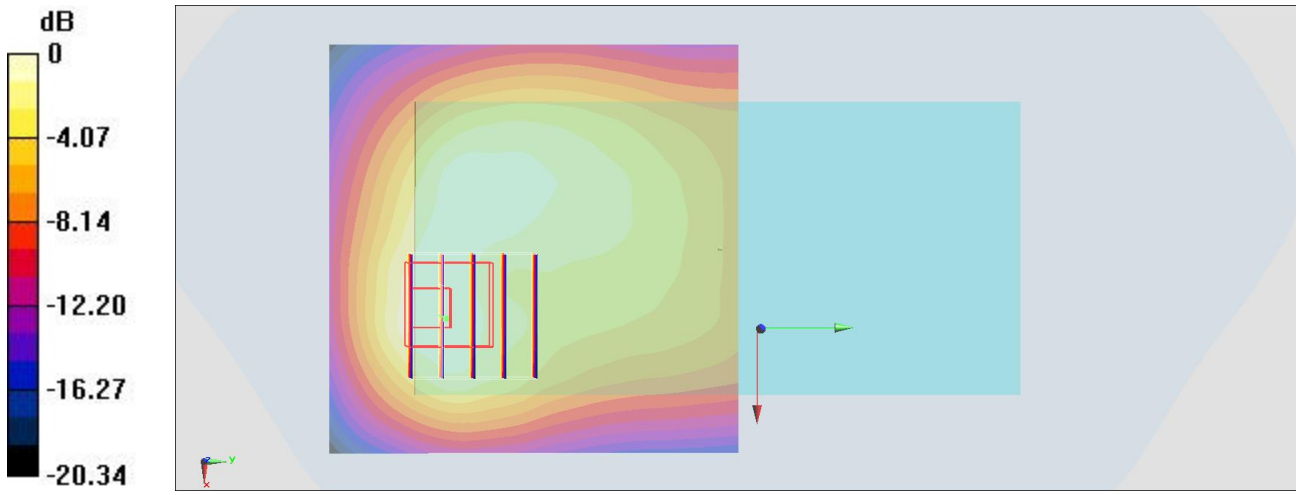

0 dB = 0.923 W/kg = -0.35 dBW/kg

#19_WCDMA V_RMC 12.2Kbps_Back_10mm_Ch4233

Communication System: WCDMA ; Frequency: 846.6 MHz;Duty Cycle: 1:1
Medium: MSL_850_160524 Medium parameters used: f = 847 MHz; σ = 0.99 S/m; ε_r = 56.527; ρ = 1000 kg/m^3
Ambient Temperature：23.4 ℃； Liquid Temperature：22.4 ℃

DASY5 Configuration
- Probe: ES3DV3 - SN3270; ConvF(6.24, 6.24, 6.24); Calibrated: 2015/9/28;
- Sensor-Surface: 3mm (Mechanical Surface Detection)
- Electronics: DAE4 Sn1399; Calibrated: 2015/11/23
- Phantom: SAM LEFT; Type: QD000P40CD; Serial: TP:1718
- Measurement SW: DASY52, Version 52.8 (7); SEMCAD X Version 14.6.10 (7164)

Area Scan (71x81x1): Interpolated grid: dx=1.500 mm, dy=1.500 mm
Maximum value of SAR (interpolated) = 0.442 W/kg

Zoom Scan (5x5x7)/Cube 0: Measurement grid: dx=8mm, dy=8mm, dz=5mm
Reference Value = 18.909 V/m; Power Drift = -0.17 dB
Peak SAR (extrapolated) = 0.609 W/kg
SAR(1 g) = 0.379 W/kg; SAR(10 g) = 0.232 W/kg
Maximum value of SAR (measured) = 0.439 W/kg

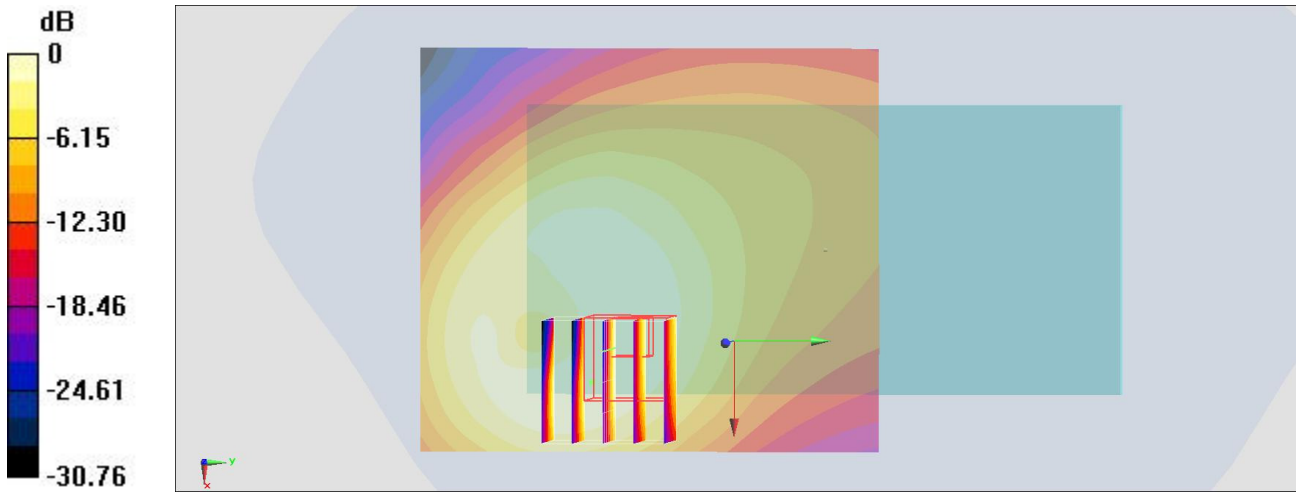

0 dB = 0.442 W/kg = -3.55 dBW/kg

#20_CDMA BC0_RTAP 153.6Kbps_Back_10mm_Ch384

Communication System: CDMA; Frequency: 836.52 MHz;Duty Cycle: 1:1
Medium: MSL_850_160524 Medium parameters used: f = 837 MHz; σ = 0.981 S/m; ε_r = 56.62; ρ = 1000 kg/m^3
Ambient Temperature：23.4 ℃； Liquid Temperature：22.4 ℃

DASY5 Configuration
- Probe: ES3DV3 - SN3270; ConvF(6.24, 6.24, 6.24); Calibrated: 2015/9/28;
- Sensor-Surface: 3mm (Mechanical Surface Detection)
- Electronics: DAE4 Sn1399; Calibrated: 2015/11/23
- Phantom: SAM LEFT; Type: QD000P40CD; Serial: TP:1718
- Measurement SW: DASY52, Version 52.8 (7); SEMCAD X Version 14.6.10 (7164)

Area Scan (71x81x1): Interpolated grid: dx=1.500 mm, dy=1.500 mm
Maximum value of SAR (interpolated) = 0.528 W/kg

Zoom Scan (5x5x7)/Cube 0: Measurement grid: dx=8mm, dy=8mm, dz=5mm
Reference Value = 19.974 V/m; Power Drift = -0.03 dB
Peak SAR (extrapolated) = 0.703 W/kg
SAR(1 g) = 0.460 W/kg; SAR(10 g) = 0.298 W/kg
Maximum value of SAR (measured) = 0.540 W/kg

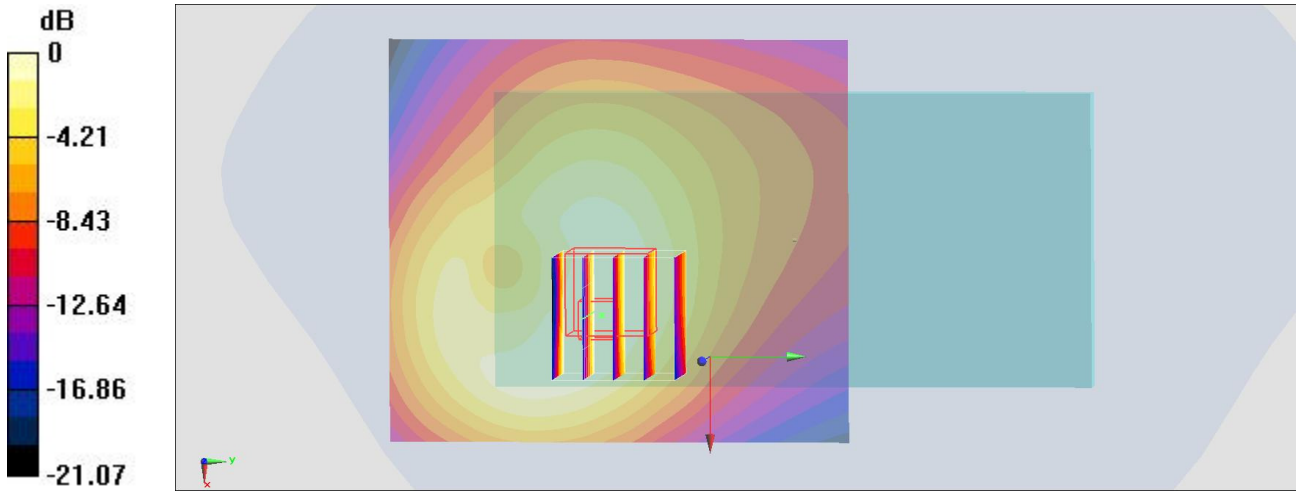

0 dB = 0.528 W/kg = -2.77 dBW/kg

#21_CDMA BC1_RTAP 153.6Kbps_Bottom Side_10mm_Ch600

Communication System: CDMA; Frequency: 1880 MHz;Duty Cycle: 1:1
Medium: MSL_1900_160524 Medium parameters used: f = 1880 MHz; σ = 1.557 S/m; ε_r = 52.672; ρ = 1000 kg/m^3
Ambient Temperature：23.3 ℃； Liquid Temperature：22.3 ℃

DASY5 Configuration
- Probe: ES3DV3 - SN3270; ConvF(4.78, 4.78, 4.78); Calibrated: 2015/9/28;
- Sensor-Surface: 3mm (Mechanical Surface Detection)
- Electronics: DAE4 Sn1399; Calibrated: 2015/11/23
- Phantom: SAM_RIGHT; Type: QD000P40CD; Serial: 1719
- Measurement SW: DASY52, Version 52.8 (7); SEMCAD X Version 14.6.10 (7164)

Area Scan (41x71x1): Interpolated grid: dx=1.500 mm, dy=1.500 mm
Maximum value of SAR (interpolated) = 1.01 W/kg

Zoom Scan (5x5x7)/Cube 0: Measurement grid: dx=8mm, dy=8mm, dz=5mm
Reference Value = 19.366 V/m; Power Drift = -0.15 dB
Peak SAR (extrapolated) = 1.35 W/kg
SAR(1 g) = 0.795 W/kg; SAR(10 g) = 0.465 W/kg
Maximum value of SAR (measured) = 0.990 W/kg

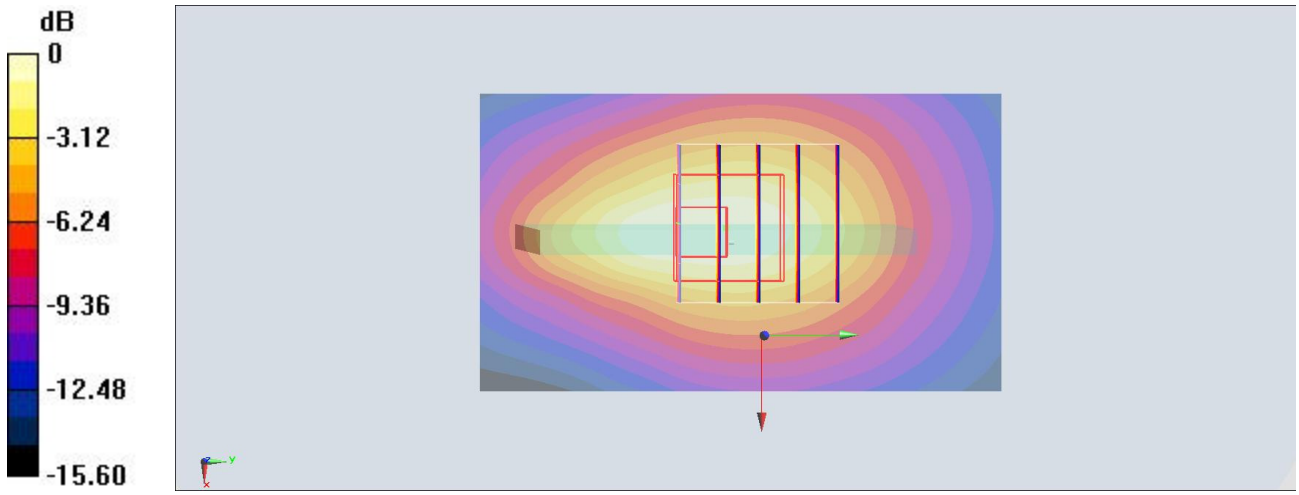

0 dB = 1.01 W/kg = 0.04 dBW/kg

#22_LTE Band 2_20M_QPSK_1_0_Bottom Side_10mm_Ch18700

Communication System: LTE ; Frequency: 1860 MHz;Duty Cycle: 1:1
Medium: MSL_1900_160524 Medium parameters used: f = 1860 MHz; σ = 1.535 S/m; ε_r = 52.753; ρ = 1000 kg/m^3
Ambient Temperature：23.3 ℃； Liquid Temperature：22.3 ℃

DASY5 Configuration
- Probe: ES3DV3 - SN3270; ConvF(4.78, 4.78, 4.78); Calibrated: 2015/9/28;
- Sensor-Surface: 3mm (Mechanical Surface Detection)
- Electronics: DAE4 Sn1399; Calibrated: 2015/11/23
- Phantom: SAM_RIGHT; Type: QD000P40CD; Serial: 1719
- Measurement SW: DASY52, Version 52.8 (7); SEMCAD X Version 14.6.10 (7164)

Area Scan (41x71x1): Interpolated grid: dx=1.500 mm, dy=1.500 mm
Maximum value of SAR (interpolated) = 1.14 W/kg

Zoom Scan (5x5x7)/Cube 0: Measurement grid: dx=8mm, dy=8mm, dz=5mm
Reference Value = 18.353 V/m; Power Drift = -0.15 dB
Peak SAR (extrapolated) = 1.45 W/kg
SAR(1 g) = 0.899 W/kg; SAR(10 g) = 0.532 W/kg
Maximum value of SAR (measured) = 1.09 W/kg

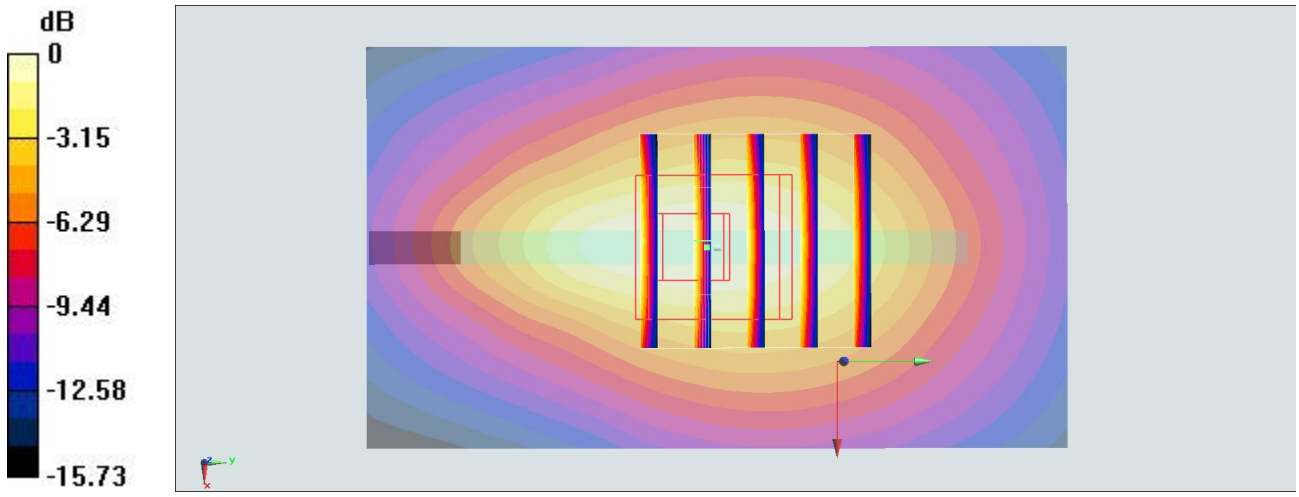

0 dB = 1.14 W/kg = 0.57 dBW/kg

#23_LTE Band 4_20M_QPSK_50_24_Bottom Side_10mm_Ch20175

Communication System: LTE ; Frequency: 1732.5 MHz;Duty Cycle: 1:1
Medium: MSL_1750_160524 Medium parameters used : f = 1732.5 MHz; σ = 1.462 S/m; ε_r = 55.27; ρ = 1000 kg/m^3
Ambient Temperature：23.3 ℃； Liquid Temperature：22.3 ℃

DASY5 Configuration
- Probe: ES3DV3 - SN3270; ConvF(4.95, 4.95, 4.95); Calibrated: 2015/9/28;
- Sensor-Surface: 3mm (Mechanical Surface Detection)
- Electronics: DAE4 Sn1399; Calibrated: 2015/11/23
- Phantom: SAM_RIGHT; Type: QD000P40CD; Serial: 1719
- Measurement SW: DASY52, Version 52.8 (7); SEMCAD X Version 14.6.10 (7164)

Area Scan (41x71x1): Interpolated grid: dx=1.500 mm, dy=1.500 mm
Maximum value of SAR (interpolated) = 0.935 W/kg

Zoom Scan (5x5x7)/Cube 0: Measurement grid: dx=8mm, dy=8mm, dz=5mm
Reference Value = 16.912 V/m; Power Drift = -0.19 dB
Peak SAR (extrapolated) = 1.23 W/kg
SAR(1 g) = 0.726 W/kg; SAR(10 g) = 0.424 W/kg
Maximum value of SAR (measured) = 0.937 W/kg

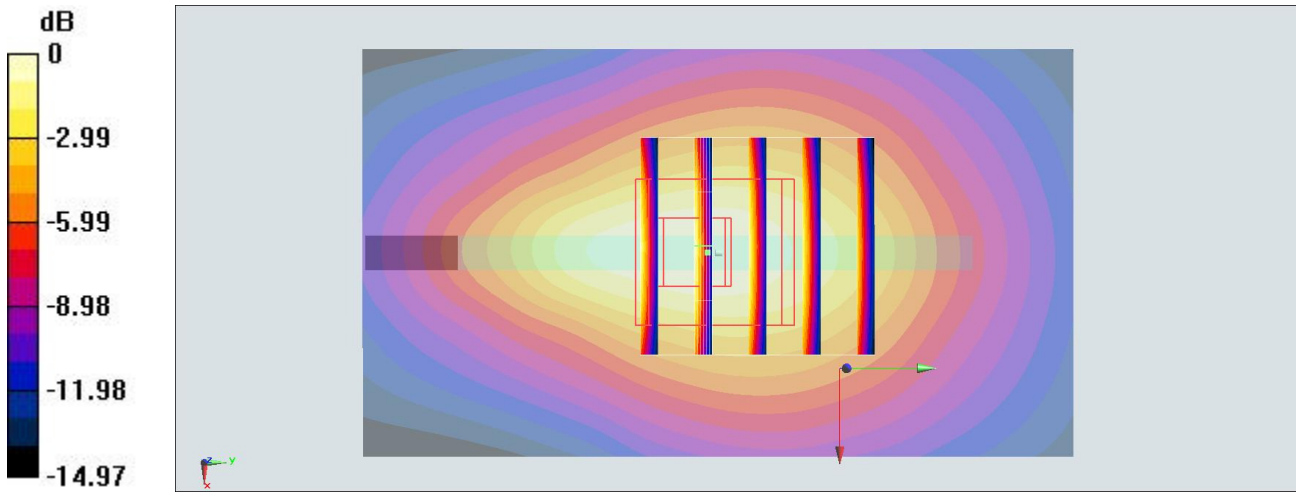

0 dB = 0.935 W/kg = -0.29 dBW/kg

#24_LTE Band 5_10M_QPSK_50_0_Back_10mm_Ch20525

Communication System: LTE; Frequency: 836.5 MHz;Duty Cycle: 1:1
Medium: MSL_850_160524 Medium parameters used : f = 836.5 MHz; σ = 0.981 S/m; ε_r = 56.624; ρ = 1000 kg/m^3
Ambient Temperature：23.4 ℃； Liquid Temperature：22.4 ℃

DASY5 Configuration
- Probe: ES3DV3 - SN3270; ConvF(6.24, 6.24, 6.24); Calibrated: 2015/9/28;
- Sensor-Surface: 3mm (Mechanical Surface Detection)
- Electronics: DAE4 Sn1399; Calibrated: 2015/11/23
- Phantom: SAM LEFT; Type: QD000P40CD; Serial: TP:1718
- Measurement SW: DASY52, Version 52.8 (7); SEMCAD X Version 14.6.10 (7164)

Area Scan (71x81x1): Interpolated grid: dx=1.500 mm, dy=1.500 mm
Maximum value of SAR (interpolated) = 0.262 W/kg

Zoom Scan (5x5x7)/Cube 0: Measurement grid: dx=8mm, dy=8mm, dz=5mm
Reference Value = 14.184 V/m; Power Drift = -0.02 dB
Peak SAR (extrapolated) = 0.359 W/kg
SAR(1 g) = 0.230 W/kg; SAR(10 g) = 0.148 W/kg
Maximum value of SAR (measured) = 0.271 W/kg

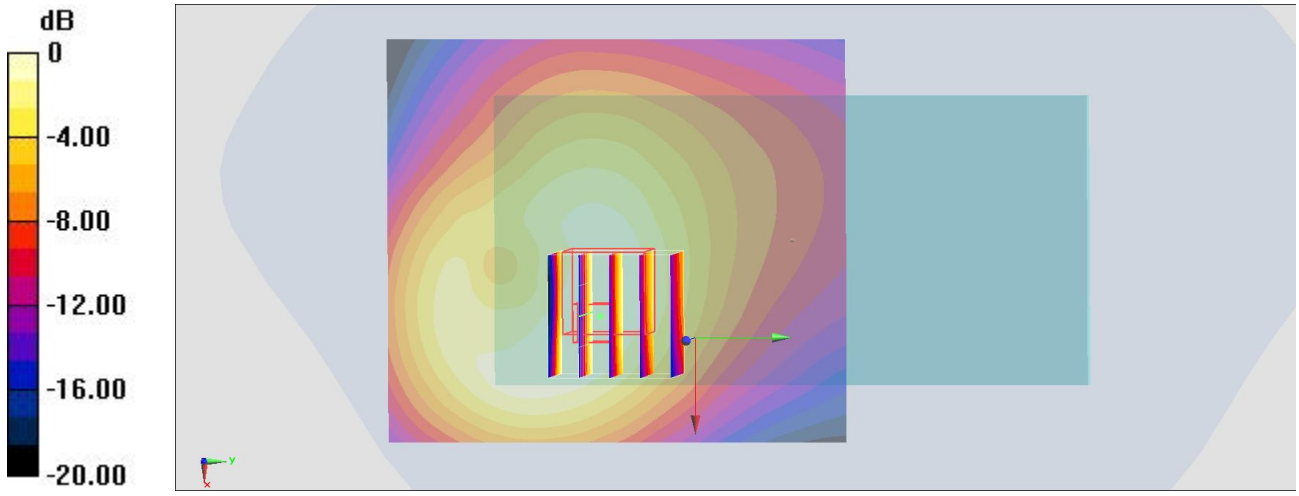

0 dB = 0.262 W/kg = -5.82 dBW/kg

#25_LTE Band 7_20M_QPSK_1_99_Back_10mm_Ch21350

Communication System: LTE ; Frequency: 2560 MHz;Duty Cycle: 1:1
Medium: MSL_2600_160525 Medium parameters used: f = 2560 MHz; σ = 2.125 S/m; ε_r = 53.1; ρ = 1000 kg/m^3
Ambient Temperature：23.3 ℃； Liquid Temperature：22.3 ℃

DASY5 Configuration
- Probe: ES3DV3 - SN3270; ConvF(4.27, 4.27, 4.27); Calibrated: 2015/9/28;
- Sensor-Surface: 3mm (Mechanical Surface Detection)
- Electronics: DAE4 Sn1399; Calibrated: 2015/11/23
- Phantom: SAM LEFT; Type: QD000P40CD; Serial: TP:1718
- Measurement SW: DASY52, Version 52.8 (7); SEMCAD X Version 14.6.10 (7164)

Area Scan (81x71x1): Interpolated grid: dx=1.200 mm, dy=1.200 mm
Maximum value of SAR (interpolated) = 0.450 W/kg

Zoom Scan (7x7x7)/Cube 0: Measurement grid: dx=5mm, dy=5mm, dz=5mm
Reference Value = 14.535 V/m; Power Drift = -0.11 dB
Peak SAR (extrapolated) = 0.680 W/kg
SAR(1 g) = 0.370 W/kg; SAR(10 g) = 0.200 W/kg
Maximum value of SAR (measured) = 0.460 W/kg

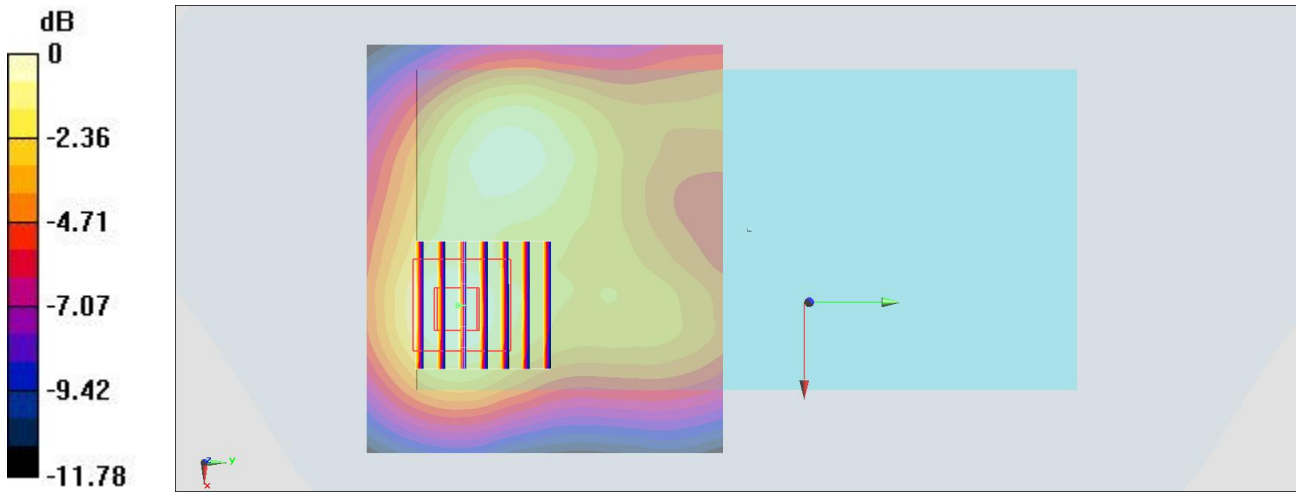

0 dB = 0.450 W/kg = -3.47 dBW/kg

Test Laboratory: Sporton International Inc. SAR/HAC Testing Lab Date: 2016/5/27

#26_LTE Band 13_10M_QPSK_50_0_Front_10mm_Ch23230

Communication System: LTE; Frequency: 782 MHz;Duty Cycle: 1:1
Medium: MSL_750_160527 Medium parameters used: f = 782 MHz; σ = 0.992 mho/m; ε_r = 54.7; ρ = 1000 kg/m^3
Ambient Temperature：23.5 ℃； Liquid Temperature：22.5 ℃

DASY4 Configuration:
- Probe: EX3DV4 - SN7346; ConvF(10.11, 10.11, 10.11); Calibrated: 2015/9/2
- Sensor-Surface: 1.4mm (Mechanical Surface Detection)
- Electronics: DAE4 Sn916; Calibrated: 2015/12/16
- Phantom: SAM_Right; Type: SAM_Right; Serial: TP-1303
- ;Postprocessing SW: SEMCAD, V1.8 Build 159

Area Scan (71x121x1): Measurement grid: dx=15mm, dy=15mm
Maximum value of SAR (interpolated) = 1.21 mW/g

Zoom Scan (5x5x7)/Cube 0: Measurement grid: dx=8mm, dy=8mm, dz=5mm
Reference Value = 32.8 V/m; Power Drift = 0.048 dB
Peak SAR (extrapolated) = 1.40 W/kg
SAR(1 g) = 0.679 mW/g; SAR(10 g) = 0.379 mW/g
Maximum value of SAR (measured) = 1.15 mW/g

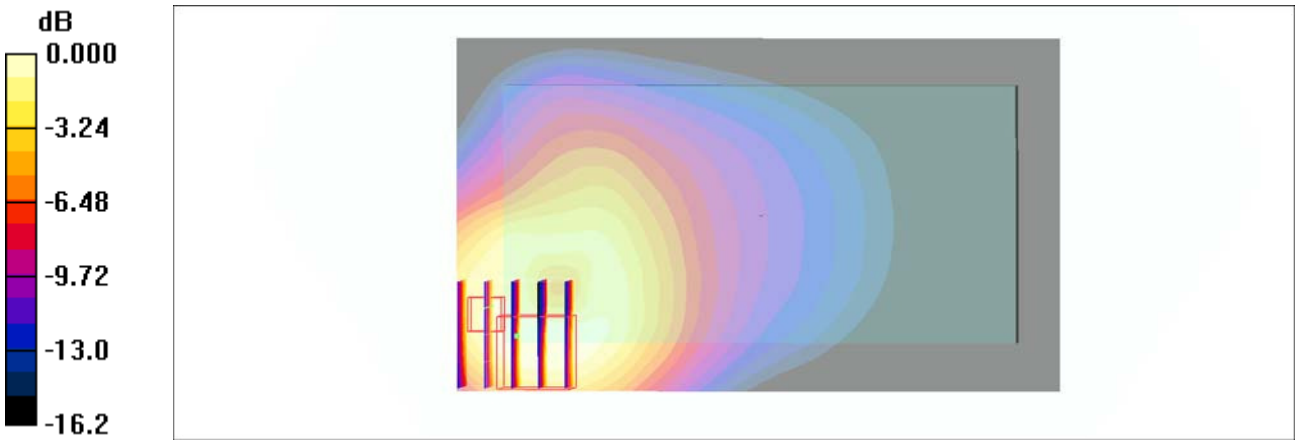

0 dB = 1.15mW/g

#27_WLAN2.4GHz_802.11b 1Mbps_Front_10mm_Ch11;Ant 1

Communication System: 802.11b ; Frequency: 2462 MHz;Duty Cycle: 1:1.01
Medium: MSL_2450_160525 Medium parameters used: f = 2462 MHz; σ = 1.991 S/m; ε_r = 53.435; ρ = 1000 kg/m^3
Ambient Temperature：23.2 ℃； Liquid Temperature：22.2 ℃

DASY5 Configuration
- Probe: ES3DV3 - SN3270; ConvF(4.37, 4.37, 4.37); Calibrated: 2015/9/28;
- Sensor-Surface: 3mm (Mechanical Surface Detection)
- Electronics: DAE4 Sn1399; Calibrated: 2015/11/23
- Phantom: SAM LEFT; Type: QD000P40CD; Serial: TP:1718
- Measurement SW: DASY52, Version 52.8 (7); SEMCAD X Version 14.6.10 (7164)

Area Scan (81x61x1): Interpolated grid: dx=1.200 mm, dy=1.200 mm
Maximum value of SAR (interpolated) = 0.260 W/kg

Zoom Scan (7x7x7)/Cube 0: Measurement grid: dx=5mm, dy=5mm, dz=5mm
Reference Value = 9.562 V/m; Power Drift = 0.16 dB
Peak SAR (extrapolated) = 0.341 W/kg
SAR(1 g) = 0.191 W/kg; SAR(10 g) = 0.095 W/kg
Maximum value of SAR (measured) = 0.247 W/kg



0 dB = 0.260 W/kg = -5.85 dBW/kg

#28_WLAN5GHz_802.11a 6Mbps_Front_10mm_Ch36;Ant 1

Communication System: 802.11a; Frequency: 5180 MHz;Duty Cycle: 1:1.053
Medium: MSL_5G_160526 Medium parameters used: f = 5180 MHz; σ = 5.31 mho/m; ε_r = 46.8; ρ = 1000 kg/m^3
Ambient Temperature：23.4 ℃; Liquid Temperature：22.4 ℃

DASY4 Configuration:
- Probe: EX3DV4 - SN7346; ConvF(4.64, 4.64, 4.64); Calibrated: 2015/9/2
- Sensor-Surface: 1.4mm (Mechanical Surface Detection)
- Electronics: DAE4 Sn916; Calibrated: 2015/12/16
- Phantom: SAM_Right; Type: SAM_Right; Serial: TP-1303
- ;Postprocessing SW: SEMCAD, V1.8 Build 159

Area Scan (101x101x1): Measurement grid: dx=10mm, dy=10mm Maximum value of SAR (interpolated) = 0.241 mW/g

Zoom Scan (7x7x7)/Cube 0: Measurement grid: dx=4mm, dy=4mm, dz=1.4mm
Reference Value = 4.09 V/m; Power Drift = -0.106 dB
Peak SAR (extrapolated) = 0.414 W/kg
SAR(1 g) = 0.087 mW/g; SAR(10 g) = 0.028 mW/g
Maximum value of SAR (measured) = 0.249 mW/g

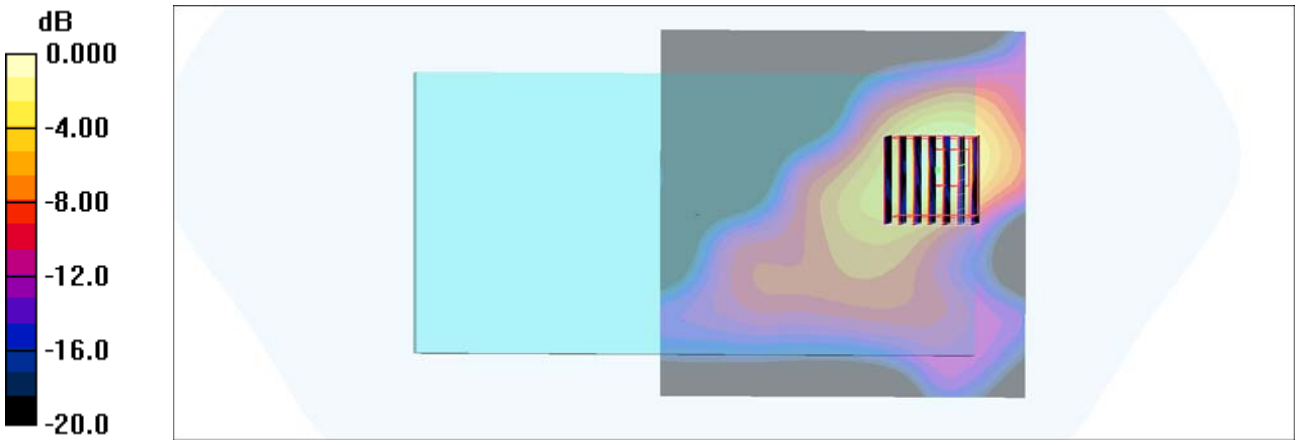

0 dB = 0.249mW/g

#29_WLAN5GHz_802.11a 6Mbps_Front_10mm_Ch149;Ant 1

Communication System: 802.11a; Frequency: 5745 MHz;Duty Cycle: 1:1.053
Medium: MSL_5G_160526 Medium parameters used: f = 5745 MHz; σ = 6.03 mho/m; ε_r = 46; ρ = 1000 kg/m^3
Ambient Temperature：23.4 ℃; Liquid Temperature：22.4 ℃

DASY4 Configuration:
- Probe: EX3DV4 - SN7346; ConvF(4.08, 4.08, 4.08); Calibrated: 2015/9/2
- Sensor-Surface: 1.4mm (Mechanical Surface Detection)
- Electronics: DAE4 Sn916; Calibrated: 2015/12/16
- Phantom: SAM_Right; Type: SAM_Right; Serial: TP-1303
- ;Postprocessing SW: SEMCAD, V1.8 Build 159

Area Scan (91x91x1): Measurement grid: dx=10mm, dy=10mm
Maximum value of SAR (interpolated) = 0.277 mW/g

Zoom Scan (7x7x7)/Cube 0: Measurement grid: dx=4mm, dy=4mm, dz=1.4mm
Reference Value = 3.92 V/m; Power Drift = 0.115 dB
Peak SAR (extrapolated) = 0.542 W/kg
SAR(1 g) = 0.103 mW/g; SAR(10 g) = 0.031 mW/g
Maximum value of SAR (measured) = 0.324 mW/g



0 dB = 0.324mW/g

#30_WCDMA II_RMC 12.2Kbps_Bottom Side_0mm_Ch9400

Communication System: WCDMA ; Frequency: 1880 MHz;Duty Cycle: 1:1
Medium: MSL_1900_160524 Medium parameters used: f = 1880 MHz; σ = 1.557 S/m; ε_r = 52.672; ρ = 1000 kg/m^3
Ambient Temperature：23.3 ℃； Liquid Temperature：22.3 ℃

DASY5 Configuration
- Probe: ES3DV3 - SN3270; ConvF(4.78, 4.78, 4.78); Calibrated: 2015/9/28;
- Sensor-Surface: 3mm (Mechanical Surface Detection)
- Electronics: DAE4 Sn1399; Calibrated: 2015/11/23
- Phantom: SAM_RIGHT; Type: QD000P40CD; Serial: 1719
- Measurement SW: DASY52, Version 52.8 (7); SEMCAD X Version 14.6.10 (7164)

Area Scan (41x61x1): Interpolated grid: dx=1.500 mm, dy=1.500 mm
Maximum value of SAR (interpolated) = 7.14 W/kg

Zoom Scan (5x5x7)/Cube 0: Measurement grid: dx=8mm, dy=8mm, dz=5mm
Reference Value = 68.185 V/m; Power Drift = -0.05 dB
Peak SAR (extrapolated) = 11.4 W/kg
SAR(1 g) = 5.3 W/kg; SAR(10 g) = 2.45 W/kg
Maximum value of SAR (measured) = 7.38 W/kg

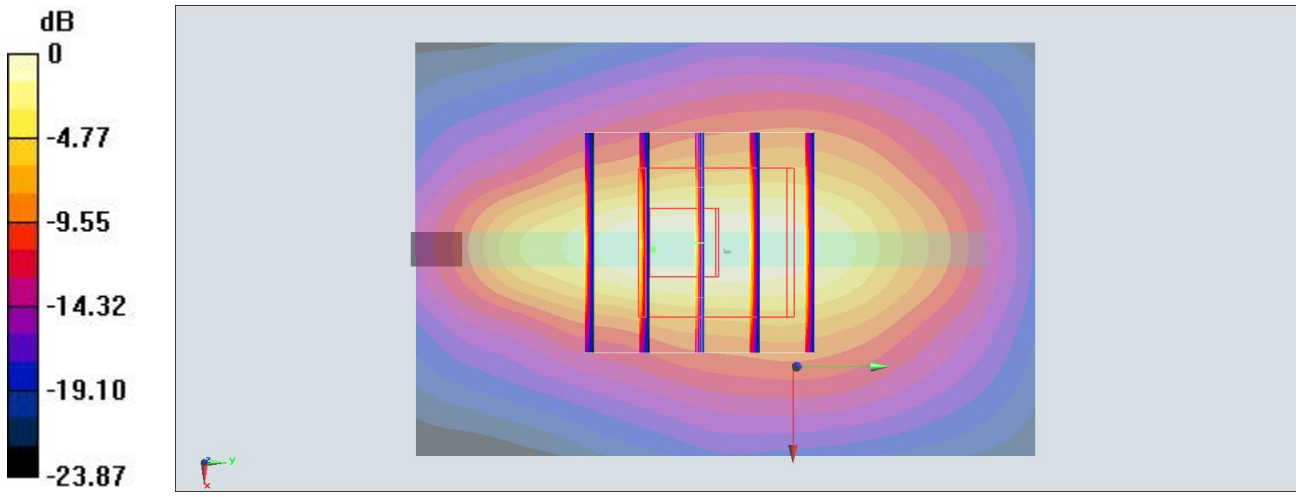

0 dB = 7.14 W/kg = 8.54 dBW/kg

#31_CDMA BC1_RTAP 153.6Kbps_Bottom Side_0mm_Ch1175

Communication System: CDMA ; Frequency: 1908.75 MHz;Duty Cycle: 1:1
Medium: MSL_1900_160524 Medium parameters used: f = 1909 MHz; σ = 1.591 S/m; ε_r = 52.547; ρ = 1000 kg/m^3
Ambient Temperature：23.3 ℃； Liquid Temperature：22.3 ℃

DASY5 Configuration
- Probe: ES3DV3 - SN3270; ConvF(4.78, 4.78, 4.78); Calibrated: 2015/9/28;
- Sensor-Surface: 3mm (Mechanical Surface Detection)
- Electronics: DAE4 Sn1399; Calibrated: 2015/11/23
- Phantom: SAM_RIGHT; Type: QD000P40CD; Serial: 1719
- Measurement SW: DASY52, Version 52.8 (7); SEMCAD X Version 14.6.10 (7164)

Area Scan (41x71x1): Interpolated grid: dx=1.500 mm, dy=1.500 mm
Maximum value of SAR (interpolated) = 9.87 W/kg

Zoom Scan (5x5x7)/Cube 0: Measurement grid: dx=8mm, dy=8mm, dz=5mm
Reference Value = 72.589 V/m; Power Drift = -0.11 dB
Peak SAR (extrapolated) = 15.4 W/kg
SAR(1 g) = 6.45 W/kg; SAR(10 g) = 2.91 W/kg
Maximum value of SAR (measured) = 9.59 W/kg

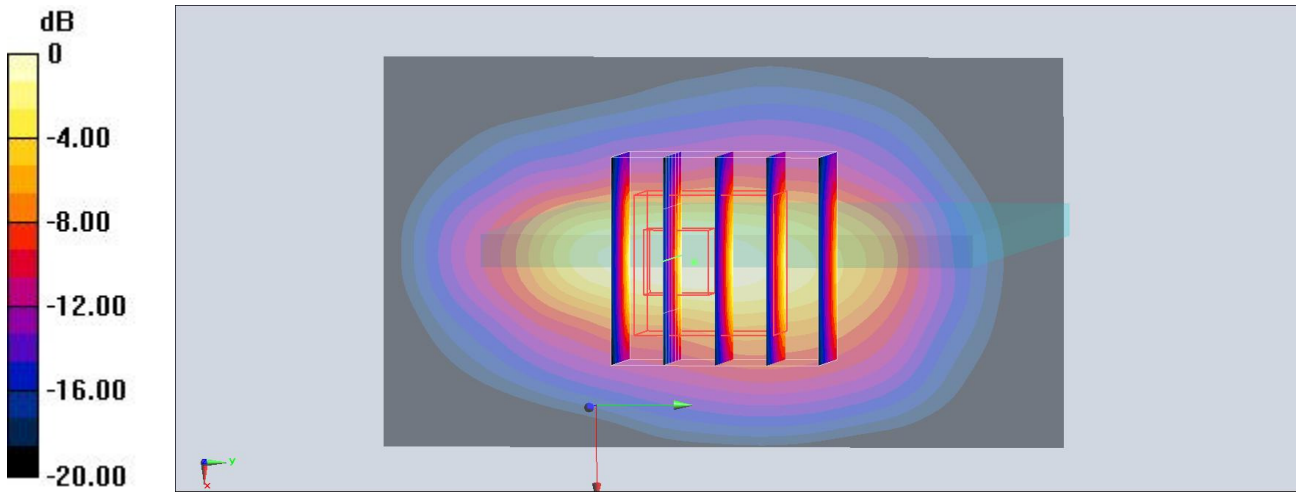

0 dB = 9.87 W/kg = 9.94 dBW/kg

#32_WLAN5GHz_802.11a 6Mbps_Front_0mm_Ch52;Ant 1

Communication System: 802.11a; Frequency: 5260 MHz;Duty Cycle: 1:1.053
Medium: MSL_5G_160526 Medium parameters used: f = 5260 MHz; σ = 5.41 mho/m; ε_r = 46.7; ρ = 1000 kg/m^3
Ambient Temperature：23.4 ℃; Liquid Temperature：22.4 ℃

DASY4 Configuration:
- Probe: EX3DV4 - SN7346; ConvF(4.42, 4.42, 4.42); Calibrated: 2015/9/2
- Sensor-Surface: 1.4mm (Mechanical Surface Detection)
- Electronics: DAE4 Sn916; Calibrated: 2015/12/16
- Phantom: SAM_Right; Type: SAM_Right; Serial: TP-1303
- ;Postprocessing SW: SEMCAD, V1.8 Build 159

Area Scan (91x91x1): Measurement grid: dx=10mm, dy=10mm
Maximum value of SAR (interpolated) = 6.57 mW/g

Zoom Scan (7x7x7)/Cube 0: Measurement grid: dx=4mm, dy=4mm, dz=1.4mm
Reference Value = 18.7 V/m; Power Drift = -0.109 dB
Peak SAR (extrapolated) = 25.9 W/kg
SAR(1 g) = 3.38 mW/g; SAR(10 g) = 0.717 mW/g
Maximum value of SAR (measured) = 13.9 mW/g



0 dB = 13.9mW/g

#33_WLAN5GHz_802.11a 6Mbps_Front_0mm_Ch100;Ant 1

Communication System: 802.11a; Frequency: 5500 MHz;Duty Cycle: 1:1.053
Medium: MSL_5G_160526 Medium parameters used: f = 5500 MHz; σ = 5.71 mho/m; ε_r = 46.3; ρ = 1000 kg/m^3
Ambient Temperature：23.4 ℃; Liquid Temperature：22.4 ℃

DASY4 Configuration:
- Probe: EX3DV4 - SN7346; ConvF(3.95, 3.95, 3.95); Calibrated: 2015/9/2
- Sensor-Surface: 1.4mm (Mechanical Surface Detection)
- Electronics: DAE4 Sn916; Calibrated: 2015/12/16
- Phantom: SAM_Right; Type: SAM_Right; Serial: TP-1303
- ;Postprocessing SW: SEMCAD, V1.8 Build 159

Area Scan (91x91x1): Measurement grid: dx=10mm, dy=10mm
Maximum value of SAR (interpolated) = 18.1 mW/g

Zoom Scan (7x7x7)/Cube 0: Measurement grid: dx=4mm, dy=4mm, dz=1.4mm
Reference Value = 21.8 V/m; Power Drift = -0.103 dB
Peak SAR (extrapolated) = 49.2 W/kg
SAR(1 g) = 6.66 mW/g; SAR(10 g) = 1.39 mW/g
Maximum value of SAR (measured) = 20.5 mW/g



0 dB = 20.5mW/g

#34_GSM850_GPRS (4 Tx slots)_Back_10mm_Ch251

Communication System: GSM850 ; Frequency: 848.8 MHz;Duty Cycle: 1:2.08
Medium: MSL_850_160524 Medium parameters used: f = 849 MHz; σ = 0.992 S/m; ε_r = 56.509; ρ = 1000 kg/m^3
Ambient Temperature：23.4 ℃； Liquid Temperature：22.4 ℃

DASY5 Configuration
- Probe: ES3DV3 - SN3270; ConvF(6.24, 6.24, 6.24); Calibrated: 2015/9/28;
- Sensor-Surface: 3mm (Mechanical Surface Detection)
- Electronics: DAE4 Sn1399; Calibrated: 2015/11/23
- Phantom: SAM LEFT; Type: QD000P40CD; Serial: TP:1718
- Measurement SW: DASY52, Version 52.8 (7); SEMCAD X Version 14.6.10 (7164)

Area Scan (71x81x1): Interpolated grid: dx=1.500 mm, dy=1.500 mm
Maximum value of SAR (interpolated) = 0.348 W/kg

Zoom Scan (5x5x7)/Cube 0: Measurement grid: dx=8mm, dy=8mm, dz=5mm
Reference Value = 16.408 V/m; Power Drift = -0.08 dB
Peak SAR (extrapolated) = 0.463 W/kg
SAR(1 g) = 0.301 W/kg; SAR(10 g) = 0.191 W/kg
Maximum value of SAR (measured) = 0.361 W/kg

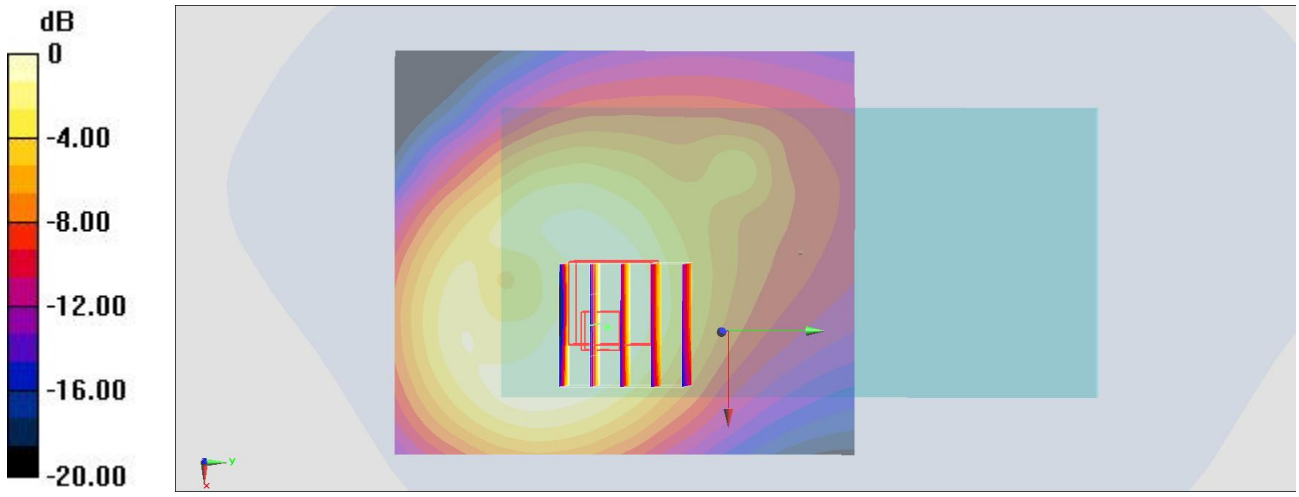

0 dB = 0.348 W/kg = -4.58 dBW/kg

#35_GSM1900_GPRS (4 Tx slots)_Back_10mm_Ch810

Communication System: PCS ; Frequency: 1909.8 MHz;Duty Cycle: 1:2.08
Medium: MSL_1900_160524 Medium parameters used: f = 1910 MHz; σ = 1.592 S/m; ε_r = 52.544; ρ = 1000 kg/m^3
Ambient Temperature：23.4 ℃； Liquid Temperature：22.4 ℃

DASY5 Configuration
- Probe: ES3DV3 - SN3270; ConvF(4.78, 4.78, 4.78); Calibrated: 2015/9/28;
- Sensor-Surface: 3mm (Mechanical Surface Detection)
- Electronics: DAE4 Sn1399; Calibrated: 2015/11/23
- Phantom: SAM_RIGHT; Type: QD000P40CD; Serial: 1719
- Measurement SW: DASY52, Version 52.8 (7); SEMCAD X Version 14.6.10 (7164)

Area Scan (71x81x1): Interpolated grid: dx=1.500 mm, dy=1.500 mm
Maximum value of SAR (interpolated) = 0.322 W/kg

Zoom Scan (5x5x7)/Cube 0: Measurement grid: dx=8mm, dy=8mm, dz=5mm
Reference Value = 14.390 V/m; Power Drift = 0.01 dB
Peak SAR (extrapolated) = 0.412 W/kg
SAR(1 g) = 0.265 W/kg; SAR(10 g) = 0.164 W/kg
Maximum value of SAR (measured) = 0.314 W/kg

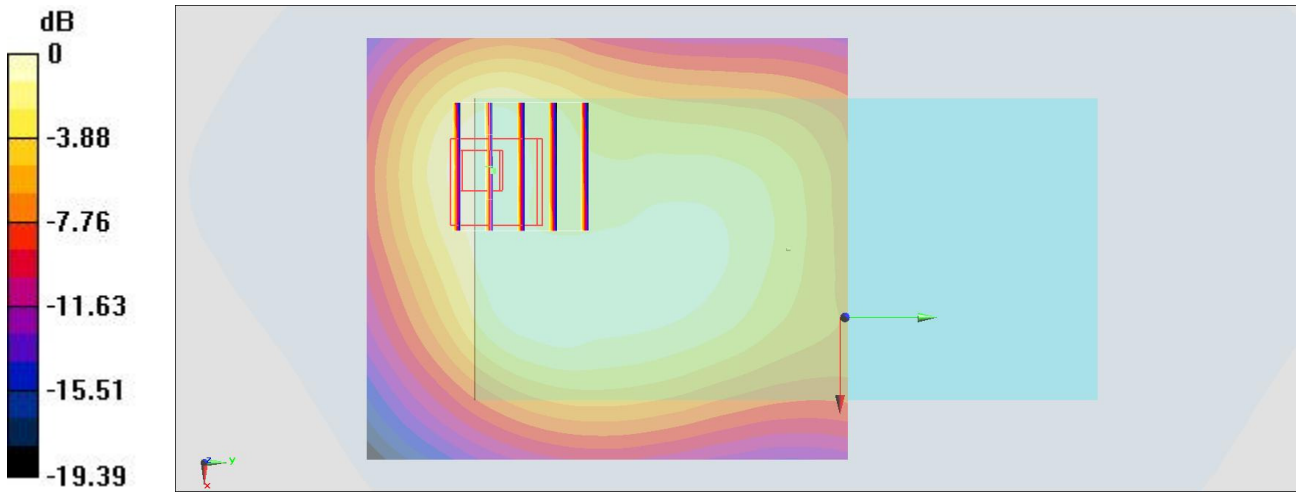

0 dB = 0.322 W/kg = -4.92 dBW/kg

#36_WCDMA II_RMC 12.2Kbps_Front_10mm_Ch9538

Communication System: WCDMA ; Frequency: 1907.6 MHz;Duty Cycle: 1:1
Medium: MSL_1900_160524 Medium parameters used: f = 1908 MHz; σ = 1.59 S/m; ε_r = 52.551; ρ = 1000 kg/m^3
Ambient Temperature：23.3 ℃； Liquid Temperature：22.3 ℃

DASY5 Configuration
- Probe: ES3DV3 - SN3270; ConvF(4.78, 4.78, 4.78); Calibrated: 2015/9/28;
- Sensor-Surface: 3mm (Mechanical Surface Detection)
- Electronics: DAE4 Sn1399; Calibrated: 2015/11/23
- Phantom: SAM_RIGHT; Type: QD000P40CD; Serial: 1719
- Measurement SW: DASY52, Version 52.8 (7); SEMCAD X Version 14.6.10 (7164)

Area Scan (71x71x1): Interpolated grid: dx=1.500 mm, dy=1.500 mm
Maximum value of SAR (interpolated) = 0.971 W/kg

Zoom Scan (5x5x7)/Cube 0: Measurement grid: dx=8mm, dy=8mm, dz=5mm
Reference Value = 22.560 V/m; Power Drift = -0.08 dB
Peak SAR (extrapolated) = 1.23 W/kg
SAR(1 g) = 0.780 W/kg; SAR(10 g) = 0.453 W/kg
Maximum value of SAR (measured) = 0.944 W/kg

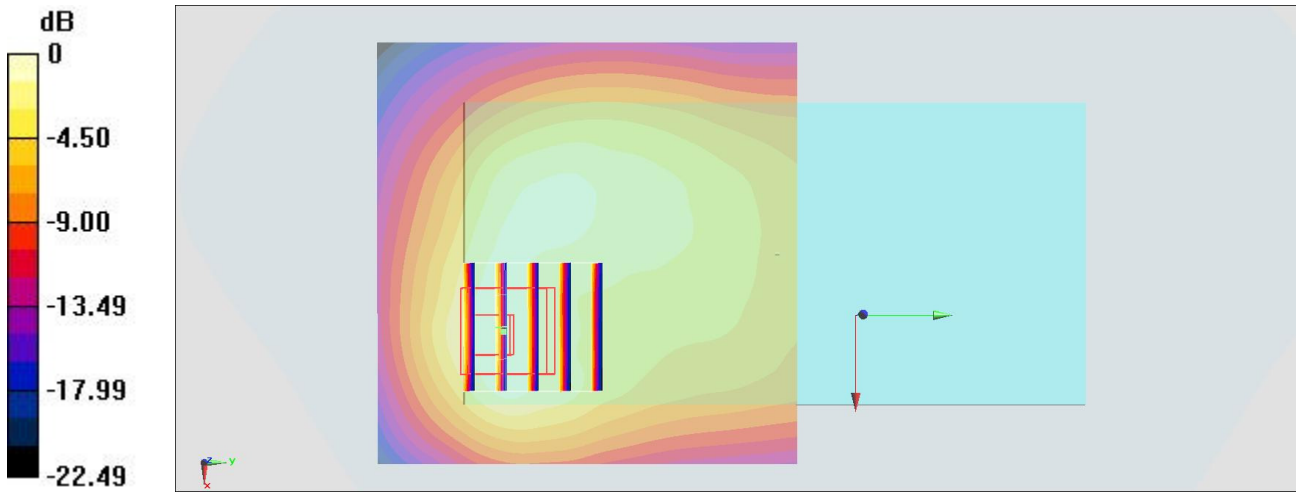

0 dB = 0.971 W/kg = -0.13 dBW/kg

#37_WCDMA V_RMC 12.2Kbps_Back_10mm_Ch4233

Communication System: WCDMA ; Frequency: 846.6 MHz;Duty Cycle: 1:1
Medium: MSL_850_160524 Medium parameters used: f = 847 MHz; σ = 0.99 S/m; ε_r = 56.527; ρ = 1000 kg/m^3
Ambient Temperature：23.4 ℃； Liquid Temperature：22.4 ℃

DASY5 Configuration
- Probe: ES3DV3 - SN3270; ConvF(6.24, 6.24, 6.24); Calibrated: 2015/9/28;
- Sensor-Surface: 3mm (Mechanical Surface Detection)
- Electronics: DAE4 Sn1399; Calibrated: 2015/11/23
- Phantom: SAM LEFT; Type: QD000P40CD; Serial: TP:1718
- Measurement SW: DASY52, Version 52.8 (7); SEMCAD X Version 14.6.10 (7164)

Area Scan (71x81x1): Interpolated grid: dx=1.500 mm, dy=1.500 mm
Maximum value of SAR (interpolated) = 0.442 W/kg

Zoom Scan (5x5x7)/Cube 0: Measurement grid: dx=8mm, dy=8mm, dz=5mm
Reference Value = 18.909 V/m; Power Drift = -0.17 dB
Peak SAR (extrapolated) = 0.609 W/kg
SAR(1 g) = 0.379 W/kg; SAR(10 g) = 0.232 W/kg
Maximum value of SAR (measured) = 0.439 W/kg

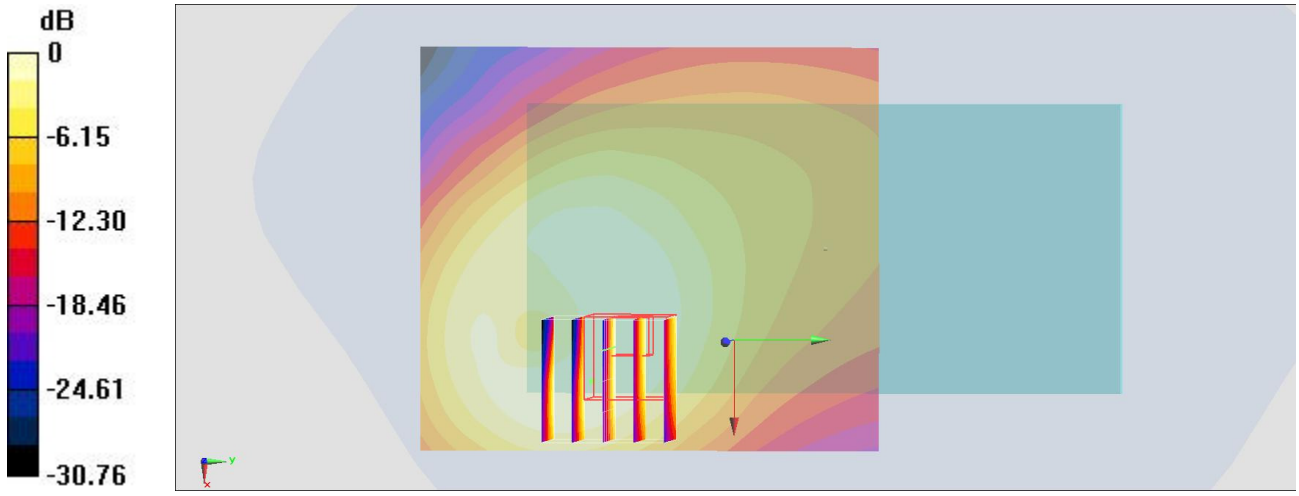

0 dB = 0.442 W/kg = -3.55 dBW/kg

#38_CDMA BC0_1xRTT RC3 SO32_Front_10mm_Ch777

Communication System: CDMA ; Frequency: 848.31 MHz;Duty Cycle: 1:1
Medium: MSL_850_160524 Medium parameters used : f = 848.31 MHz; σ = 0.991 S/m; ε_r = 56.517; ρ = 1000 kg/m^3
Ambient Temperature：23.4 ℃； Liquid Temperature：22.4 ℃

DASY5 Configuration
- Probe: ES3DV3 - SN3270; ConvF(6.24, 6.24, 6.24); Calibrated: 2015/9/28;
- Sensor-Surface: 3mm (Mechanical Surface Detection)
- Electronics: DAE4 Sn1399; Calibrated: 2015/11/23
- Phantom: SAM LEFT; Type: QD000P40CD; Serial: TP:1718
- Measurement SW: DASY52, Version 52.8 (7); SEMCAD X Version 14.6.10 (7164)

Area Scan (71x81x1): Interpolated grid: dx=1.500 mm, dy=1.500 mm
Maximum value of SAR (interpolated) = 1.01 W/kg

Zoom Scan (5x5x7)/Cube 0: Measurement grid: dx=8mm, dy=8mm, dz=5mm
Reference Value = 29.815 V/m; Power Drift = -0.12 dB
Peak SAR (extrapolated) = 1.41 W/kg
SAR(1 g) = 0.785 W/kg; SAR(10 g) = 0.447 W/kg
Maximum value of SAR (measured) = 0.982 W/kg

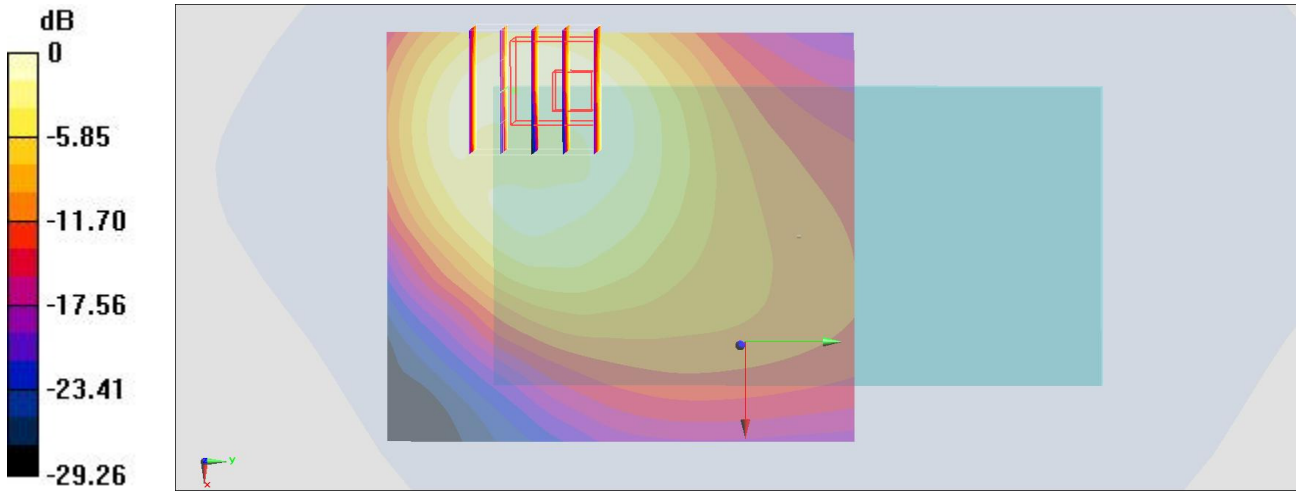

0 dB = 1.01 W/kg = 0.04 dBW/kg

#39_CDMA BC1_1xRTT RC3 SO32_Back_10mm_Ch1175

Communication System: CDMA ; Frequency: 1908.75 MHz;Duty Cycle: 1:1
Medium: MSL_1900_160524 Medium parameters used: f = 1909 MHz; σ = 1.591 S/m; ε_r = 52.547; ρ = 1000 kg/m^3
Ambient Temperature：23.3 ℃； Liquid Temperature：22.3 ℃

DASY5 Configuration
- Probe: ES3DV3 - SN3270; ConvF(4.78, 4.78, 4.78); Calibrated: 2015/9/28;
- Sensor-Surface: 3mm (Mechanical Surface Detection)
- Electronics: DAE4 Sn1399; Calibrated: 2015/11/23
- Phantom: SAM_RIGHT; Type: QD000P40CD; Serial: 1719
- Measurement SW: DASY52, Version 52.8 (7); SEMCAD X Version 14.6.10 (7164)

Area Scan (71x81x1): Interpolated grid: dx=1.500 mm, dy=1.500 mm
Maximum value of SAR (interpolated) = 0.475 W/kg

Zoom Scan (5x5x7)/Cube 0: Measurement grid: dx=8mm, dy=8mm, dz=5mm
Reference Value = 16.437 V/m; Power Drift = 0.12 dB
Peak SAR (extrapolated) = 0.623 W/kg
SAR(1 g) = 0.400 W/kg; SAR(10 g) = 0.245 W/kg
Maximum value of SAR (measured) = 0.472 W/kg

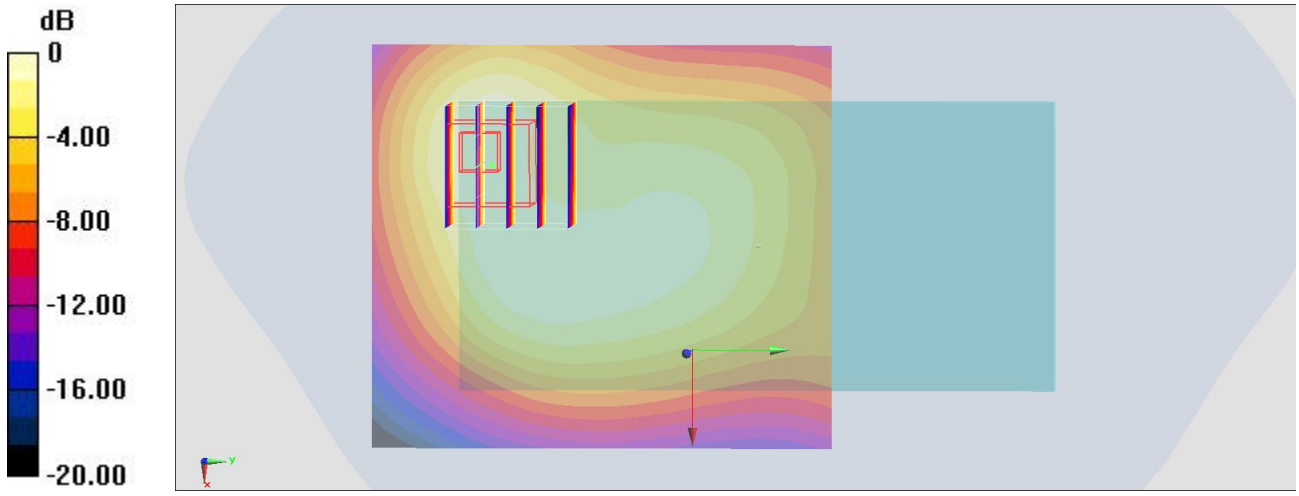

0 dB = 0.475 W/kg = -3.23 dBW/kg

#40_LTE Band 2_20M_QPSK_1_0_Back_10mm_Ch18700

Communication System: LTE ; Frequency: 1860 MHz;Duty Cycle: 1:1
Medium: MSL_1900_160524 Medium parameters used: f = 1860 MHz; σ = 1.535 S/m; ε_r = 52.753; ρ = 1000 kg/m^3
Ambient Temperature：23.3 ℃； Liquid Temperature：22.3 ℃

DASY5 Configuration
- Probe: ES3DV3 - SN3270; ConvF(4.78, 4.78, 4.78); Calibrated: 2015/9/28;
- Sensor-Surface: 3mm (Mechanical Surface Detection)
- Electronics: DAE4 Sn1399; Calibrated: 2015/11/23
- Phantom: SAM_RIGHT; Type: QD000P40CD; Serial: 1719
- Measurement SW: DASY52, Version 52.8 (7); SEMCAD X Version 14.6.10 (7164)

Area Scan (71x71x1): Interpolated grid: dx=1.500 mm, dy=1.500 mm
Maximum value of SAR (interpolated) = 0.612 W/kg

Zoom Scan (5x5x7)/Cube 0: Measurement grid: dx=8mm, dy=8mm, dz=5mm
Reference Value = 18.706 V/m; Power Drift = 0.09 dB
Peak SAR (extrapolated) = 0.768 W/kg
SAR(1 g) = 0.523 W/kg; SAR(10 g) = 0.344 W/kg
Maximum value of SAR (measured) = 0.606 W/kg

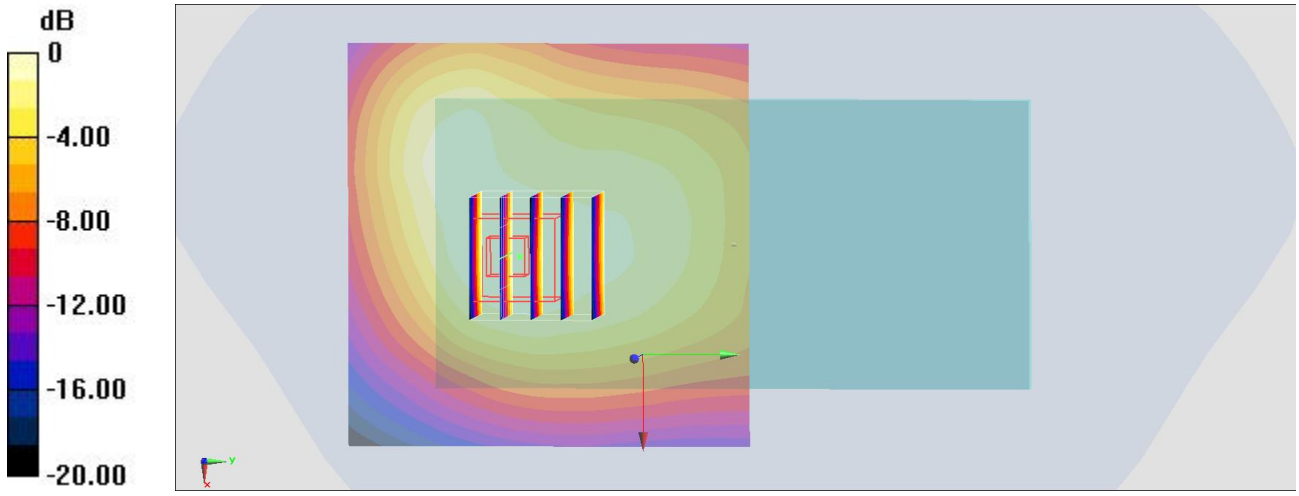

0 dB = 0.612 W/kg = -2.13 dBW/kg

#41_LTE Band 4_20M_QPSK_1_0_Front_10mm_Ch20175

Communication System: LTE ; Frequency: 1732.5 MHz;Duty Cycle: 1:1
Medium: MSL_1750_160524 Medium parameters used : f = 1732.5 MHz; σ = 1.462 S/m; ε_r = 55.27; ρ = 1000 kg/m^3
Ambient Temperature：23.3 ℃； Liquid Temperature：22.3 ℃

DASY5 Configuration
- Probe: ES3DV3 - SN3270; ConvF(4.95, 4.95, 4.95); Calibrated: 2015/9/28;
- Sensor-Surface: 3mm (Mechanical Surface Detection)
- Electronics: DAE4 Sn1399; Calibrated: 2015/11/23
- Phantom: SAM_RIGHT; Type: QD000P40CD; Serial: 1719
- Measurement SW: DASY52, Version 52.8 (7); SEMCAD X Version 14.6.10 (7164)

Area Scan (71x71x1): Interpolated grid: dx=1.500 mm, dy=1.500 mm
Maximum value of SAR (interpolated) = 0.932 W/kg

Zoom Scan (5x5x7)/Cube 0: Measurement grid: dx=8mm, dy=8mm, dz=5mm
Reference Value = 24.205 V/m; Power Drift = -0.09 dB
Peak SAR (extrapolated) = 1.20 W/kg
SAR(1 g) = 0.712 W/kg; SAR(10 g) = 0.412 W/kg
Maximum value of SAR (measured) = 0.943 W/kg

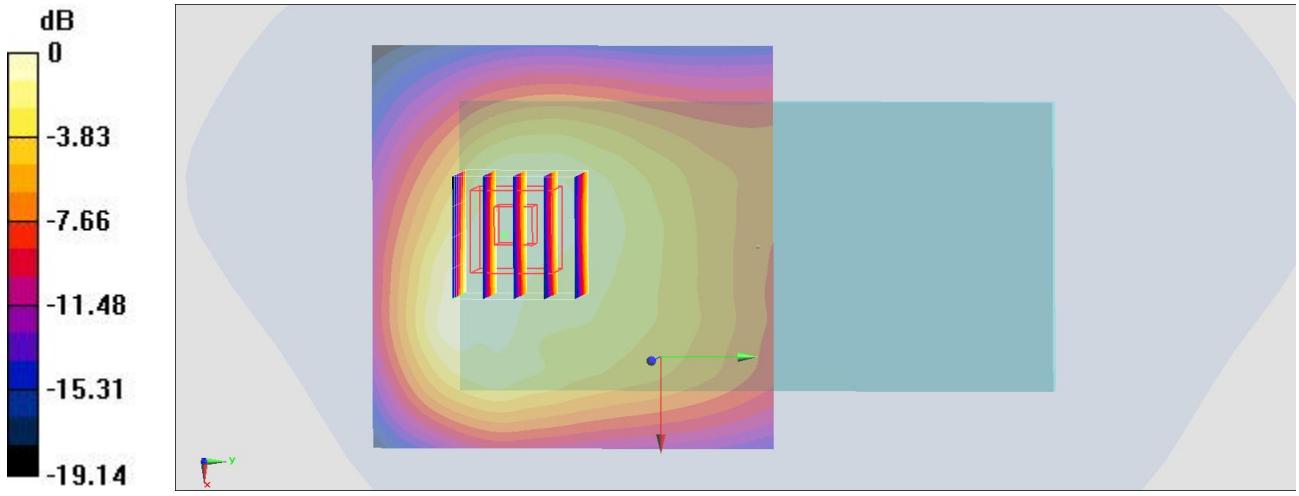

0 dB = 0.932 W/kg = -0.31 dBW/kg

Test Laboratory: Sporton International Inc. SAR/HAC Testing Lab Date: 2016/5/27

#42_LTE Band 5_10M_QPSK_50_0_Back_10mm_Ch20525

Communication System: LTE; Frequency: 836.5 MHz;Duty Cycle: 1:1
Medium: MSL_850_160527 Medium parameters used : f = 836.5 MHz; σ = 0.979 mho/m; ε_r = 56.7; ρ = 1000 kg/m^3
Ambient Temperature：23.5 ℃； Liquid Temperature：22.5 ℃

DASY4 Configuration:
- Probe: EX3DV4 - SN7346; ConvF(10.05, 10.05, 10.05); Calibrated: 2015/9/2
- Sensor-Surface: 1.4mm (Mechanical Surface Detection)
- Electronics: DAE4 Sn916; Calibrated: 2015/12/16
- Phantom: SAM_Right; Type: SAM_Right; Serial: TP-1303
- ;Postprocessing SW: SEMCAD, V1.8 Build 159

Area Scan (71x121x1): Measurement grid: dx=15mm, dy=15mm
Maximum value of SAR (interpolated) = 0.606 mW/g

Zoom Scan (5x5x7)/Cube 0: Measurement grid: dx=8mm, dy=8mm, dz=5mm
Reference Value = 24.9 V/m; Power Drift = 0.012 dB
Peak SAR (extrapolated) = 0.771 W/kg
SAR(1 g) = 0.467 mW/g; SAR(10 g) = 0.277 mW/g
Maximum value of SAR (measured) = 0.647 mW/g

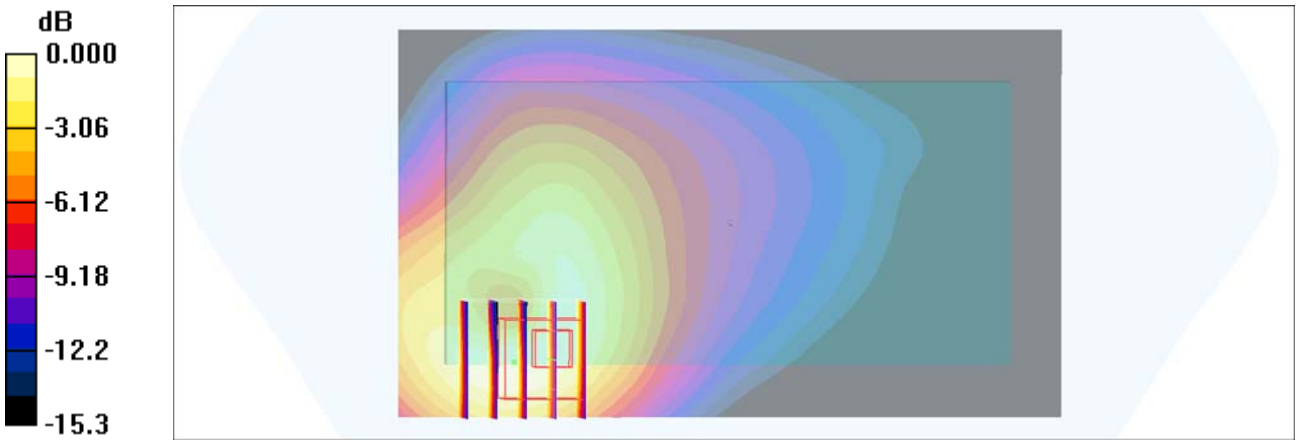

0 dB = 0.647mW/g

#43_LTE Band 7_20M_QPSK_1_99_Back_10mm_Ch21350

Communication System: LTE ; Frequency: 2560 MHz;Duty Cycle: 1:1
Medium: MSL_2600_160525 Medium parameters used: f = 2560 MHz; σ = 2.125 S/m; ε_r = 53.1; ρ = 1000 kg/m^3
Ambient Temperature：23.3 ℃； Liquid Temperature：22.3 ℃

DASY5 Configuration
- Probe: ES3DV3 - SN3270; ConvF(4.27, 4.27, 4.27); Calibrated: 2015/9/28;
- Sensor-Surface: 3mm (Mechanical Surface Detection)
- Electronics: DAE4 Sn1399; Calibrated: 2015/11/23
- Phantom: SAM LEFT; Type: QD000P40CD; Serial: TP:1718
- Measurement SW: DASY52, Version 52.8 (7); SEMCAD X Version 14.6.10 (7164)

Area Scan (81x71x1): Interpolated grid: dx=1.200 mm, dy=1.200 mm
Maximum value of SAR (interpolated) = 0.450 W/kg

Zoom Scan (7x7x7)/Cube 0: Measurement grid: dx=5mm, dy=5mm, dz=5mm
Reference Value = 14.535 V/m; Power Drift = -0.11 dB
Peak SAR (extrapolated) = 0.680 W/kg
SAR(1 g) = 0.370 W/kg; SAR(10 g) = 0.200 W/kg
Maximum value of SAR (measured) = 0.460 W/kg

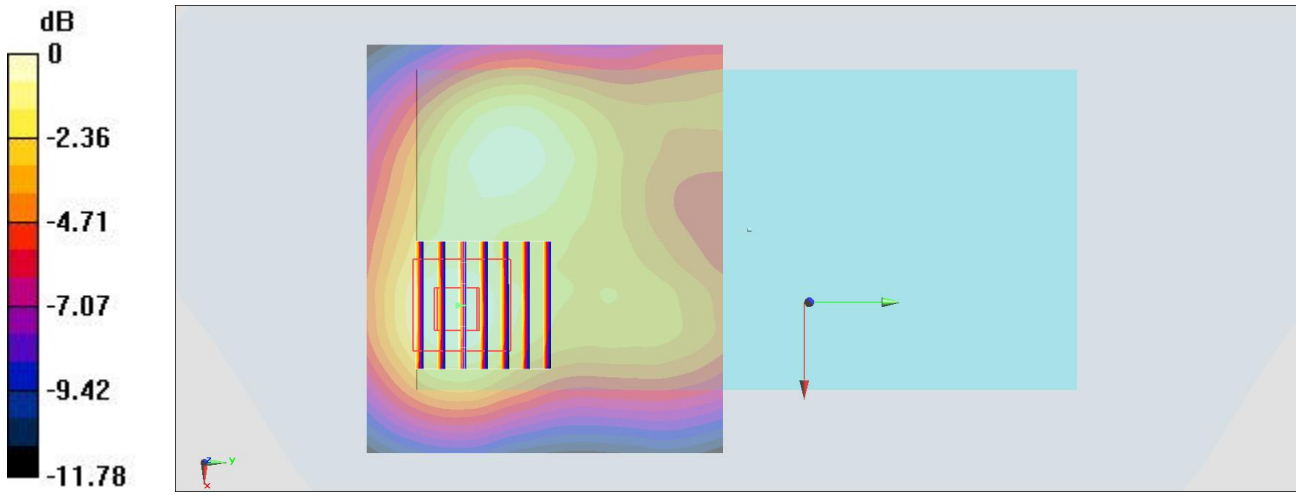

0 dB = 0.450 W/kg = -3.47 dBW/kg

Test Laboratory: Sporton International Inc. SAR/HAC Testing Lab Date: 2016/5/27

#44_LTE Band 13_10M_QPSK_50_0_Front_10mm_Ch23230

Communication System: LTE; Frequency: 782 MHz;Duty Cycle: 1:1
Medium: MSL_750_160527 Medium parameters used: f = 782 MHz; σ = 0.992 mho/m; ε_r = 54.7; ρ = 1000 kg/m^3
Ambient Temperature：23.5 ℃； Liquid Temperature：22.5 ℃

DASY4 Configuration:
- Probe: EX3DV4 - SN7346; ConvF(10.11, 10.11, 10.11); Calibrated: 2015/9/2
- Sensor-Surface: 1.4mm (Mechanical Surface Detection)
- Electronics: DAE4 Sn916; Calibrated: 2015/12/16
- Phantom: SAM_Right; Type: SAM_Right; Serial: TP-1303
- ;Postprocessing SW: SEMCAD, V1.8 Build 159

Area Scan (71x121x1): Measurement grid: dx=15mm, dy=15mm
Maximum value of SAR (interpolated) = 1.21 mW/g

Zoom Scan (5x5x7)/Cube 0: Measurement grid: dx=8mm, dy=8mm, dz=5mm
Reference Value = 32.8 V/m; Power Drift = 0.048 dB
Peak SAR (extrapolated) = 1.40 W/kg
SAR(1 g) = 0.679 mW/g; SAR(10 g) = 0.379 mW/g
Maximum value of SAR (measured) = 1.15 mW/g

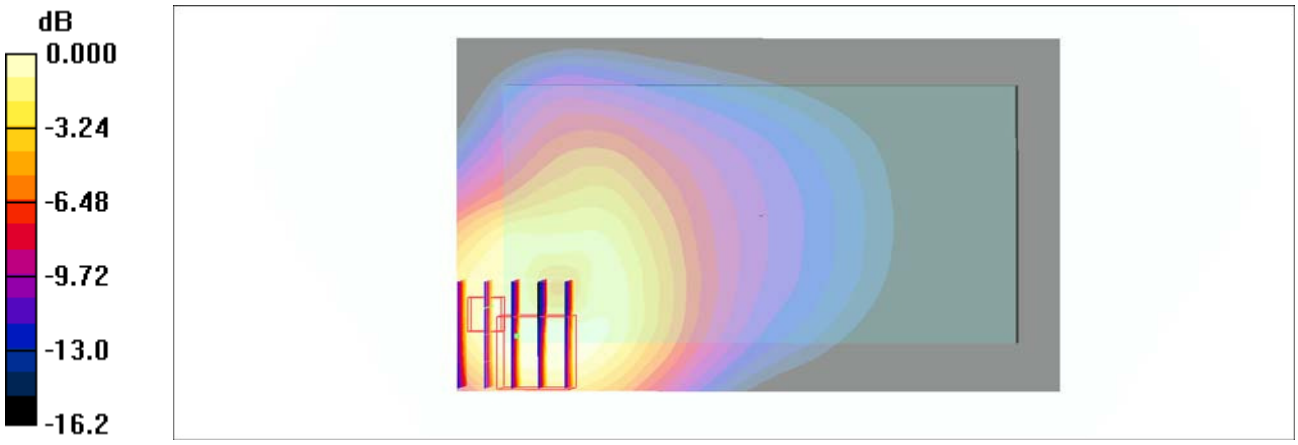

0 dB = 1.15mW/g

#45_WLAN2.4GHz_802.11b 1Mbps_Front_10mm_Ch11;Ant 1

Communication System: 802.11b ; Frequency: 2462 MHz;Duty Cycle: 1:1.01
Medium: MSL_2450_160525 Medium parameters used: f = 2462 MHz; σ = 1.991 S/m; ε_r = 53.435; ρ = 1000 kg/m^3
Ambient Temperature：23.2 ℃； Liquid Temperature：22.2 ℃

DASY5 Configuration
- Probe: ES3DV3 - SN3270; ConvF(4.37, 4.37, 4.37); Calibrated: 2015/9/28;
- Sensor-Surface: 3mm (Mechanical Surface Detection)
- Electronics: DAE4 Sn1399; Calibrated: 2015/11/23
- Phantom: SAM LEFT; Type: QD000P40CD; Serial: TP:1718
- Measurement SW: DASY52, Version 52.8 (7); SEMCAD X Version 14.6.10 (7164)

Area Scan (81x61x1): Interpolated grid: dx=1.200 mm, dy=1.200 mm
Maximum value of SAR (interpolated) = 0.260 W/kg

Zoom Scan (7x7x7)/Cube 0: Measurement grid: dx=5mm, dy=5mm, dz=5mm
Reference Value = 9.562 V/m; Power Drift = 0.16 dB
Peak SAR (extrapolated) = 0.341 W/kg
SAR(1 g) = 0.191 W/kg; SAR(10 g) = 0.095 W/kg
Maximum value of SAR (measured) = 0.247 W/kg



0 dB = 0.260 W/kg = -5.85 dBW/kg

#46_WLAN5GHz_802.11a 6Mbps_Front_10mm_Ch52;Ant 1

Communication System: 802.11a; Frequency: 5260 MHz;Duty Cycle: 1:1.053
Medium: MSL_5G_160526 Medium parameters used: f = 5260 MHz; σ = 5.41 mho/m; ε_r = 46.7; ρ = 1000 kg/m^3
Ambient Temperature：23.4 ℃; Liquid Temperature：22.4 ℃

DASY4 Configuration:
- Probe: EX3DV4 - SN7346; ConvF(4.42, 4.42, 4.42); Calibrated: 2015/9/2
- Sensor-Surface: 1.4mm (Mechanical Surface Detection)
- Electronics: DAE4 Sn916; Calibrated: 2015/12/16
- Phantom: SAM_Right; Type: SAM_Right; Serial: TP-1303
- ;Postprocessing SW: SEMCAD, V1.8 Build 159

Area Scan (91x91x1): Measurement grid: dx=10mm, dy=10mm
Maximum value of SAR (interpolated) = 0.420 mW/g

Zoom Scan (7x7x7)/Cube 0: Measurement grid: dx=4mm, dy=4mm, dz=1.4mm
Reference Value = 5.53 V/m; Power Drift = -0.127 dB
Peak SAR (extrapolated) = 0.819 W/kg
SAR(1 g) = 0.108 mW/g; SAR(10 g) = 0.027 mW/g
Maximum value of SAR (measured) = 0.474 mW/g



0 dB = 0.474mW/g

#47_WLAN5GHz_802.11a 6Mbps_Front_10mm_Ch100;Ant 1

Communication System: 802.11a; Frequency: 5500 MHz;Duty Cycle: 1:1.058
Medium: MSL_5G_160526 Medium parameters used: f = 5500 MHz; σ = 5.71 mho/m; ε_r = 46.3; ρ = 1000 kg/m^3
Ambient Temperature：23.4 ℃; Liquid Temperature：22.4 ℃

DASY4 Configuration:
- Probe: EX3DV4 - SN7346; ConvF(3.95, 3.95, 3.95); Calibrated: 2015/9/2
- Sensor-Surface: 1.4mm (Mechanical Surface Detection)
- Electronics: DAE4 Sn916; Calibrated: 2015/12/16
- Phantom: SAM_Right; Type: SAM_Right; Serial: TP-1303
- ;Postprocessing SW: SEMCAD, V1.8 Build 159

Area Scan (91x91x1): Measurement grid: dx=10mm, dy=10mm
Maximum value of SAR (interpolated) = 0.655 mW/g

Zoom Scan (7x7x7)/Cube 0: Measurement grid: dx=4mm, dy=4mm, dz=1.4mm
Reference Value = 7.12 V/m; Power Drift = -0.182 dB
Peak SAR (extrapolated) = 1.36 W/kg
SAR(1 g) = 0.310 mW/g; SAR(10 g) = 0.096 mW/g
Maximum value of SAR (measured) = 0.760 mW/g



0 dB = 0.760mW/g

Test Laboratory: Sporton International Inc. SAR/HAC Testing Lab Date: 2016/5/26

#48_WLAN5GHz_802.11a 6Mbps_Front_10mm_Ch149;Ant 1

Communication System: 802.11a; Frequency: 5745 MHz;Duty Cycle: 1:1.053
Medium: MSL_5G_160526 Medium parameters used: f = 5745 MHz; σ = 6.03 mho/m; ε_r = 46; ρ = 1000 kg/m^3
Ambient Temperature：23.4 ℃; Liquid Temperature：22.4 ℃

DASY4 Configuration:
- Probe: EX3DV4 - SN7346; ConvF(4.08, 4.08, 4.08); Calibrated: 2015/9/2
- Sensor-Surface: 1.4mm (Mechanical Surface Detection)
- Electronics: DAE4 Sn916; Calibrated: 2015/12/16
- Phantom: SAM_Right; Type: SAM_Right; Serial: TP-1303
- ;Postprocessing SW: SEMCAD, V1.8 Build 159

Area Scan (91x91x1): Measurement grid: dx=10mm, dy=10mm
Maximum value of SAR (interpolated) = 0.277 mW/g

Zoom Scan (7x7x7)/Cube 0: Measurement grid: dx=4mm, dy=4mm, dz=1.4mm
Reference Value = 3.92 V/m; Power Drift = 0.115 dB
Peak SAR (extrapolated) = 0.542 W/kg
SAR(1 g) = 0.103 mW/g; SAR(10 g) = 0.031 mW/g
Maximum value of SAR (measured) = 0.324 mW/g



0 dB = 0.324mW/g

#49_Bluetooth _1Mbps_Front_10mm_Ch39

Communication System: Bluetooth ; Frequency: 2441 MHz;Duty Cycle: 1:1.2
Medium: MSL_2450_160525 Medium parameters used: f = 2441 MHz; σ = 1.962 S/m; ε_r = 53.508; ρ = 1000 kg/m^3
Ambient Temperature：23.2 ℃； Liquid Temperature：22.2 ℃

DASY5 Configuration
- Probe: ES3DV3 - SN3270; ConvF(4.37, 4.37, 4.37); Calibrated: 2015/9/28;
- Sensor-Surface: 3mm (Mechanical Surface Detection)
- Electronics: DAE4 Sn1399; Calibrated: 2015/11/23
- Phantom: SAM LEFT; Type: QD000P40CD; Serial: TP:1718
- Measurement SW: DASY52, Version 52.8 (7); SEMCAD X Version 14.6.10 (7164)

Area Scan (81x61x1): Interpolated grid: dx=1.200 mm, dy=1.200 mm
Maximum value of SAR (interpolated) = 0.0187 W/kg

Zoom Scan (8x8x7)/Cube 0: Measurement grid: dx=5mm, dy=5mm, dz=5mm
Reference Value = 2.824 V/m; Power Drift = 0.03 dB
Peak SAR (extrapolated) = 0.0550 W/kg
SAR(1 g) = 0.00635 W/kg; SAR(10 g) = 0.00185 W/kg
Maximum value of SAR (measured) = 0.0199 W/kg

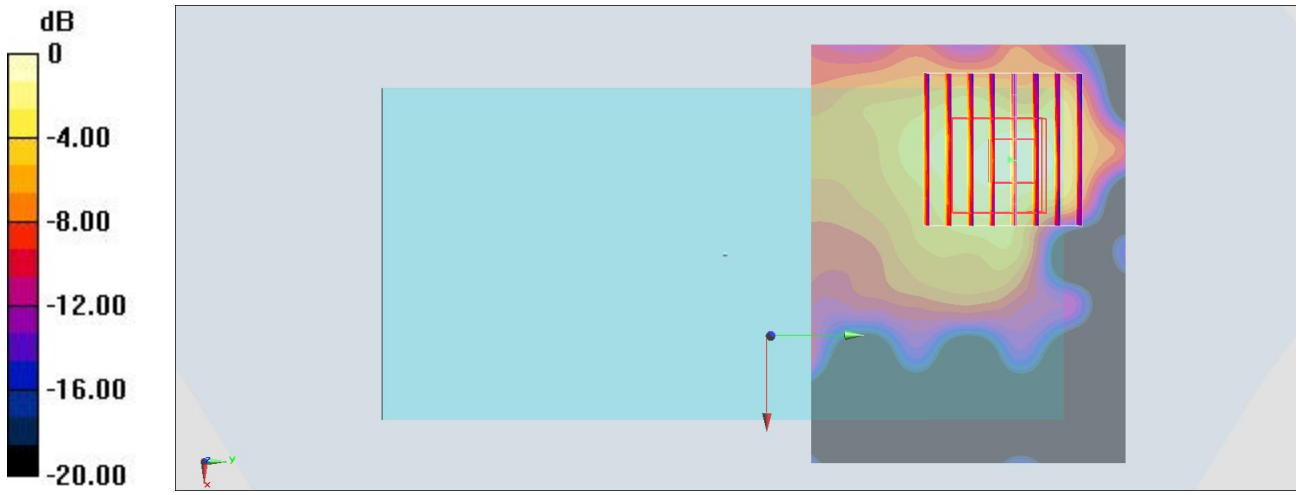

0 dB = 0.0187 W/kg = -17.28 dBW/kg