# FCC RF Test Report

| | | |
|---|---|---|
| APPLICANT | : | Motorola Mobility, LLC |
| EQUIPMENT | : | Mobile Cellular Phone |
| BRAND NAME | : | Motorola |
| MODEL NAME | : | 6576 |
| FCC ID | : | IHDT56VB4 |
| STANDARD | : | FCC Part 15 Subpart C §15.247 |
| CLASSIFICATION | : | (DTS) Digital Transmission System |

**The product was received on Jul. 28, 2016 and testing was completed on Aug. 03, 2016. We, SPORTON INTERNATIONAL INC., would like to declare that the tested sample has been evaluated in accordance with the test procedures and has been in compliance with the applicable technical standards.**

**The test results in this report apply exclusively to the tested model / sample. Without written approval of SPORTON INTERNATIONAL INC., the test report shall not be reproduced except in full.**

**Reviewed by: Joseph Lin / Supervisor**

**Approved by: Jones Tsai / Manager**

Testing Laboratory
1190

***SPORTON INTERNATIONAL INC.***
***No. 52, Hwa Ya 1st Rd., Hwa Ya Technology Park, Kwei-Shan District, Tao Yuan City, Taiwan, R.O.C.***

# TABLE OF CONTENTS

**REVISION HISTORY** ..... **3**

**SUMMARY OF TEST RESULT** ..... **4**

**1 GENERAL DESCRIPTION** ..... **5**

1.1 Applicant ..... 5
1.2 Manufacturer ..... 5
1.3 Product Feature of Equipment Under Test ..... 5
1.4 Product Specification of Equipment Under Test ..... 6
1.5 Modification of EUT ..... 6
1.6 Testing Location ..... 6
1.7 Applicable Standards ..... 7

**2 TEST CONFIGURATION OF EQUIPMENT UNDER TEST** ..... **8**

2.1 Carrier Frequency Channel ..... 8
2.2 Test Mode ..... 8
2.3 Connection Diagram of Test System ..... 9
2.4 Support Unit used in test configuration and system ..... 11
2.5 EUT Operation Test Setup ..... 11

**3 TEST RESULT** ..... **12**

3.1 Radiated Band Edges and Spurious Emission Measurement ..... 12
3.2 AC Conducted Emission Measurement ..... 16

**4 LIST OF MEASURING EQUIPMENT** ..... **20**

**5 UNCERTAINTY OF EVALUATION** ..... **21**

**APPENDIX A. RADIATED TEST RESULTS**

**APPENDIX B. RADIATED SPURIOUS EMISSION PLOTS**

**APPENDIX C. DUTY CYCLE PLOTS**

**APPENDIX D. ORIGINAL REPORT**

# REVISION HISTORY

| REPORT NO. | VERSION | DESCRIPTION | ISSUED DATE |
|---|---|---|---|
| FR632103-09C | Rev. 01 | This is a variant report. All the test cases were performed base on the worst case identified in the original report. The test purpose is to verify the influence caused by additional accessory applied, hence only RSE and AC conducted emission need to be considered. Please referred to appendix D for the original report.(Sporton Report Number FR632103C) | Aug. 08, 2016 |
| | | | |
| | | | |
| | | | |
| | | | |
| | | | |
| | | | |
| | | | |
| | | | |
| | | | |
| | | | |
| | | | |
| | | | |
| | | | |
| | | | |

# SUMMARY OF TEST RESULT

| Report Section | FCC Rule | Description | Limit | Result | Remark |
|---|---|---|---|---|---|
| 3.1 | 15.247(d) | Radiated Band Edges and Radiated Spurious Emission | 15.209(a) & 15.247(d) | Pass | Under limit 4.35 dB at 41.070 MHz |
| 3.2 | 15.207 | AC Conducted Emission | 15.207(a) | Pass | Under limit 2.20 dB at 0.246 MHz |

# 1 General Description

## 1.1 Applicant

**Motorola Mobility, LLC**
222 W Merchandise Mart Plaza, Suite 1800, Chicago, IL 60654, United States

## 1.2 Manufacturer

**Motorola Mobility, LLC**
222 W Merchandise Mart Plaza, Suite 1800, Chicago, IL 60654, United States

## 1.3 Product Feature of Equipment Under Test

| Product Feature | |
|---|---|
| **Equipment** | Mobile Cellular Phone |
| **Brand Name** | Motorola |
| **Model Name** | 6576 |
| **FCC ID** | IHDT56VB4 |
| **IMEI Code** | 358180070002207 (for Radiation)<br>358180070002314 (for Conduction) |
| **EUT supports Radios application** | CDMA/EV-DO/GSM/EGPRS/WCDMA/HSPA/LTE/NFC<br>2.4GHz: WLAN 11b/g/n HT20<br>WLAN 11ac VHT20<br>5GHz: WLAN 11a/n HT20/HT40<br>WLAN 11ac VHT20/VHT40/VHT80<br>Bluetooth v3.0 EDR<br>Bluetooth v4.2 LE |
| **HW Version** | DVT2 |
| **EUT Stage** | Identical Prototype |

**Remark:** The above EUT's information was declared by manufacturer. Please refer to the specifications or user's manual for more detailed description.

| Accessory List | | |
|---|---|---|
| **WPC Cover** | Brand Name : | INCIPIO |
| | Model Name : | MT-043-CASE |

## 1.4 Product Specification of Equipment Under Test

| Standards-related Product Specification | |
|---|---|
| **Tx/Rx Channel Frequency Range** | 2412 MHz ~ 2462 MHz |
| **Antenna Type** | Fixed Internal Antenna<br>(The antenna peak gain of EUT is less than 6 dBi) |
| **Type of Modulation** | 802.11b : DSSS (DBPSK / DQPSK / CCK)<br>802.11g/n : OFDM (BPSK / QPSK / 16QAM / 64QAM)<br>802.11ac : OFDM (BPSK / QPSK / 16QAM / 64QAM / 256QAM) |

## 1.5 Modification of EUT

No modifications are made to the EUT during all test items.

## 1.6 Testing Location

Sporton Lab is accredited to ISO 17025 by Taiwan Accreditation Foundation (TAF code : 1190) and the FCC designation No. TW1022 under the FCC 2.948(e) by Mutual Recognition Agreement (MRA) in FCC Test.

| | |
|---|---|
| **Test Site** | SPORTON INTERNATIONAL INC. |
| **Test Site Location** | No. 52, Hwa Ya 1st Rd., Hwa Ya Technology Park,<br>Kwei-Shan District, Tao Yuan City, Taiwan, R.O.C.<br>TEL: +886-3-327-3456<br>FAX: +886-3-328-4978 |
| **Test Site No.** | **Sporton Site No.** |
| | CO05-HY |

**Note:** The test site complies with ANSI C63.4 2014 requirement.

| | |
|---|---|
| **Test Site** | SPORTON INTERNATIONAL INC. |
| **Test Site Location** | No.58, Aly. 75, Ln. 564, Wenhua 3rd Rd. Guishan Dist,<br>Taoyuan City, Taiwan (R.O.C.)<br>TEL: +886-3-327-0868<br>FAX: +886-3-327-0855 |
| **Test Site No.** | **Sporton Site No.** |
| | 03CH11-HY |

**Note:** The test site complies with ANSI C63.4 2014 requirement.

## 1.7 Applicable Standards

According to the specifications of the manufacturer, the EUT must comply with the requirements of the following standards:

- FCC Part 15 Subpart C §15.247
- FCC KDB Publication No. 558074 D01 DTS Meas. Guidance v03r05
- FCC KDB 662911 D01 Multiple Transmitter Output v02r01.
- FCC KDB 644545 D03 Guidance for IEEE 802 11ac New Rules v01
- KDB 648474 D03 Handset Wireless Chargers Battery Covers v01r04
- ANSI C63.10-2013

**Remark:**

1. All test items were verified and recorded according to the standards and without any deviation during the test.
2. This EUT has also been tested and complied with the requirements of FCC Part 15, Subpart B, recorded in a separate test report.

# 2 Test Configuration of Equipment Under Test

The EUT has been associated with peripherals and configuration operated in a manner tended to maximize its emission characteristics in a typical application. Frequency range investigated: conducted emission (150 kHz to 30 MHz) and radiated emission (9 kHz to the 10th harmonic of the highest fundamental frequency or to 40 GHz, whichever is lower).

## 2.1 Carrier Frequency Channel

| Frequency Band | Channel | Freq. (MHz) | Channel | Freq. (MHz) |
|---|---|---|---|---|
| 2400-2483.5 MHz | 1 | 2412 | 7 | 2442 |
| | 2 | 2417 | 8 | 2447 |
| | 3 | 2422 | 9 | 2452 |
| | 4 | 2427 | 10 | 2457 |
| | 5 | 2432 | 11 | 2462 |
| | 6 | 2437 | - | - |

## 2.2 Test Mode

**Final test mode of radiated spurious emissions are considering the modulation and worse data rates as below table.**

**MIMO Antenna**

| Modulation | Data Rate |
|---|---|
| **802.11b** | **1 Mbps** |

| Test Cases | |
|---|---|
| **AC Conducted Emission** | Mode 1 :GSM1900 Idle + Bluetooth Link + WLAN (2.4GHz) Link + Camera + WPC Back Cover + LG Charging Pad + USB Cable (Charging from Adapter)<br>Mode 2 :WCDMA Band V Idle + Bluetooth Link + WLAN (2.4GHz) Link + MPEG4 + WPC Back Cover + PMA Charging Pad + Adapter |
| **Remark:** The worst case of conducted emission is mode 2; only the test data of it was reported. | |

## 2.3 Connection Diagram of Test System

**<WLAN Tx Mode with LG Charging Pad>**

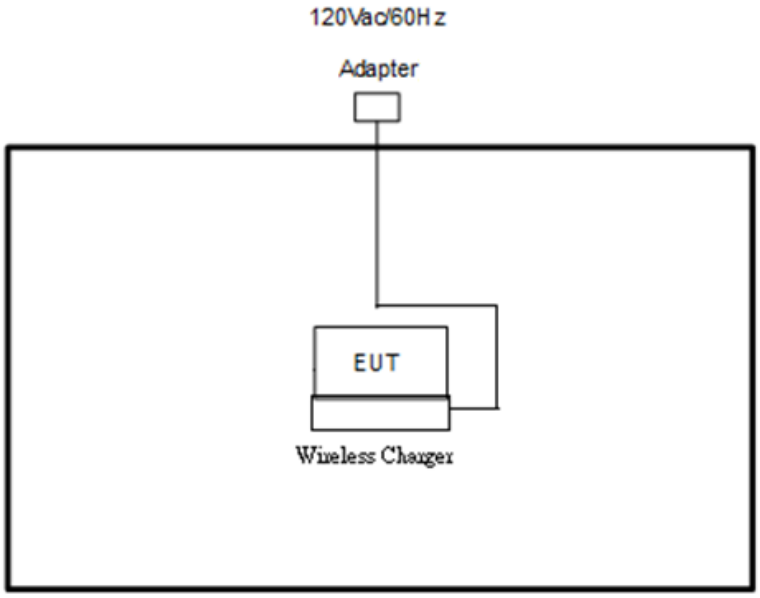


**<WLAN Tx Mode with PMA Charging Pad>**

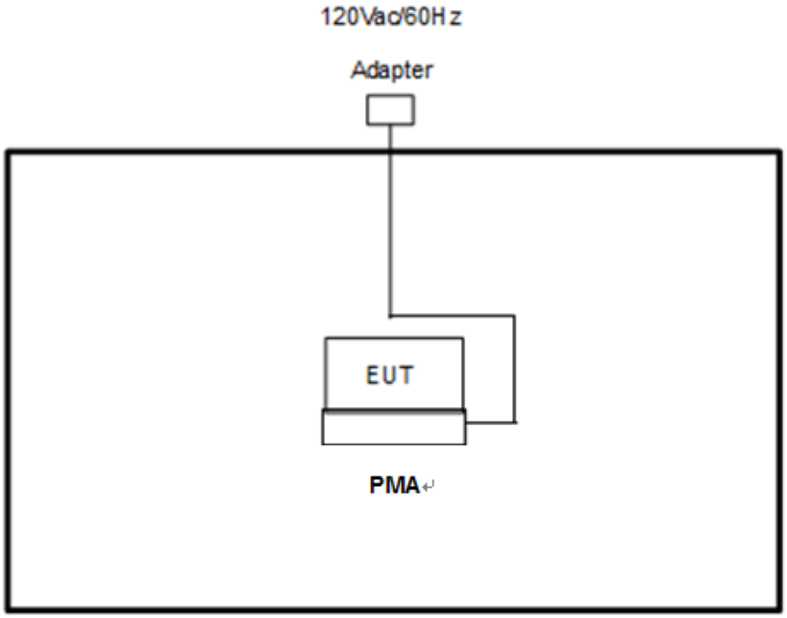

**<AC Conducted Emission Mode with LG Charging Pad>**

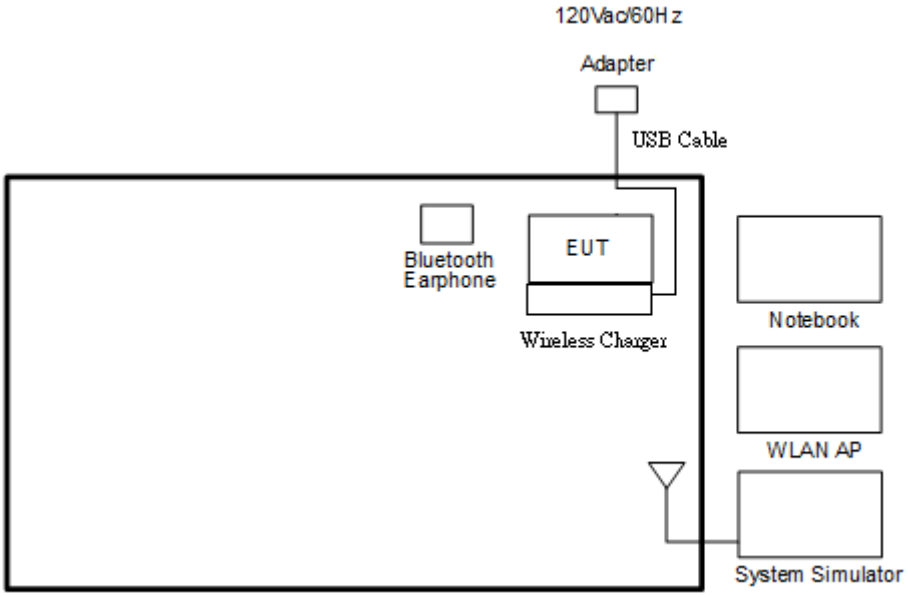


**<AC Conducted Emission Mode with PMA Charging Pad>**

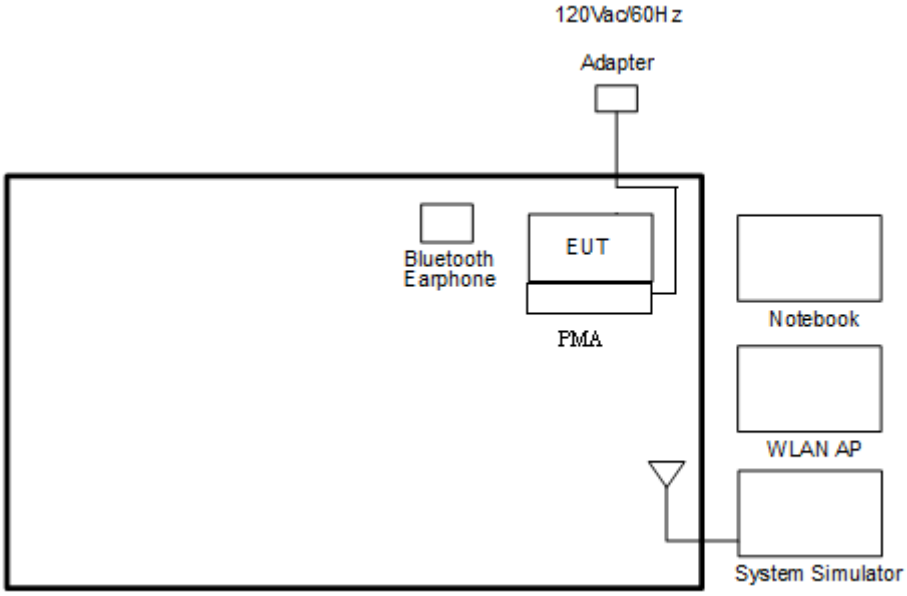

## 2.4 Support Unit used in test configuration and system

| Item | Equipment | Trade Name | Model Name | FCC ID | Data Cable | Power Cord |
|---|---|---|---|---|---|---|
| 1. | System Simulator | Anritsu | MT8820C | N/A | N/A | Unshielded, 1.8 m |
| 2. | WLAN AP | D-Link | DIR-628 | KA2DIR628A2 | N/A | Unshielded, 1.8 m |
| 3. | Notebook | DELL | Latitude E6320 | FCC DoC/ Contains FCC ID: QDS-BRCM1054 | N/A | AC I/P: Unshielded, 1.2 m DC O/P: Shielded, 1.8 m |
| 4. | Bluetooth Earphone | Sony Ericsson | MW600 | PY7DDA-2029 | N/A | N/A |
| 5. | SD Card | SanDisk | MicroSD HC | FCC DoC | N/A | N/A |
| 6. | Wireless Charger | LG | WCD-100 | FCC DoC | N/A | N/A |
| 7. | PMA | DURACELL | M-018B-518A | FCC DoC | N/A | N/A |

## 2.5 EUT Operation Test Setup

For WLAN function, programmed RF utility, “QRCT” installed in the notebook make the EUT provide functions like channel selection and power level for continuous transmitting and receiving signals.

# 3 Test Result

## 3.1 Radiated Band Edges and Spurious Emission Measurement

### 3.1.1 Limit of Radiated band edge and Spurious Emission Measurement

In any 100 kHz bandwidth outside the intentional radiator frequency band, all harmonics/spurious must be at least 20 dB below the highest emission level within the authorized band. If the output power of this device was measured by spectrum analyzer, the attenuation under this paragraph shall be 30 dB instead of 20 dB. In addition, radiated emissions which fall in the restricted bands must also comply with the FCC section 15.209 limits as below.

| Frequency (MHz) | Field Strength (microvolts/meter) | Measurement Distance (meters) |
|---|---|---|
| 0.009 – 0.490 | 2400/F(kHz) | 300 |
| 0.490 – 1.705 | 24000/F(kHz) | 30 |
| 1.705 – 30.0 | 30 | 30 |
| 30 – 88 | 100 | 3 |
| 88 – 216 | 150 | 3 |
| 216 - 960 | 200 | 3 |
| Above 960 | 500 | 3 |

### 3.1.2 Measuring Instruments

The measuring equipment is listed in the section 4 of this test report.

### 3.1.3 Test Procedures

1. The testing follows FCC KDB Publication No. 558074 D01 DTS Meas. Guidance v03r05.
2. The EUT was arranged to its worst case and then tune the antenna tower (from 1 m to 4 m) and turntable (from 0 degree to 360 degrees) to find the maximum reading. A pre-amp and a high pass filter are used for the test in order to get better signal level.
3. The EUT was placed on a turntable with 0.8 meter for frequency below 1GHz and 1.5 meter for frequency above 1GHz respectively above ground.
4. The EUT was set 3 meters from the interference receiving antenna, which was mounted on the top of a variable height antenna tower.
5. Corrected Reading: Antenna Factor + Cable Loss + Read Level - Preamp Factor = Level
6. For measurement below 1GHz, If the emission level of the EUT measured by the peak detector is 3 dB lower than the applicable limit, the peak emission level will be reported. Otherwise, the emission measurement will be repeated using the quasi-peak detector and reported.
7. Use the following spectrum analyzer settings:
   (1) Span shall wide enough to fully capture the emission being measured;
   (2) Set RBW=100 kHz for f < 1 GHz; VBW ≥ RBW; Sweep = auto; Detector function = peak; Trace = max hold;
   (3) Set RBW = 1 MHz, VBW= 3MHz for f ≥ 1 GHz for peak measurement.
   For average measurement:
   - VBW = 10 Hz, when duty cycle is no less than 98 percent.
   - VBW ≥ 1/T, when duty cycle is less than 98 percent where T is the minimum transmission duration over which the transmitter is on and is transmitting at its maximum power control level for the tested mode of operation.

### 3.1.4 Test Setup

**For radiated emissions below 30MHz**

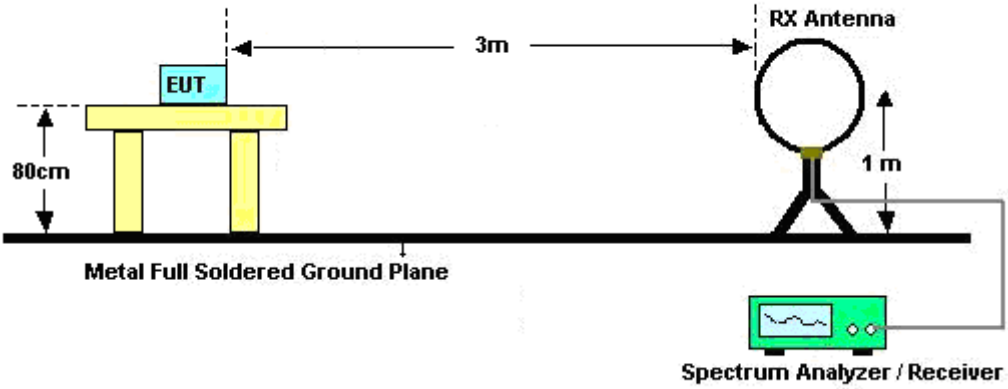


**For radiated emissions from 30MHz to 1GHz**

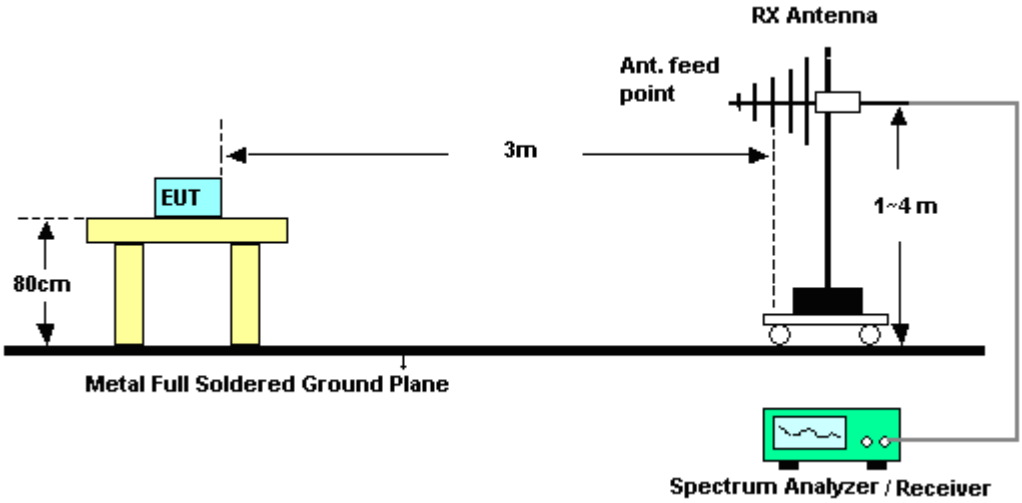

**For radiated emissions above 1GHz**

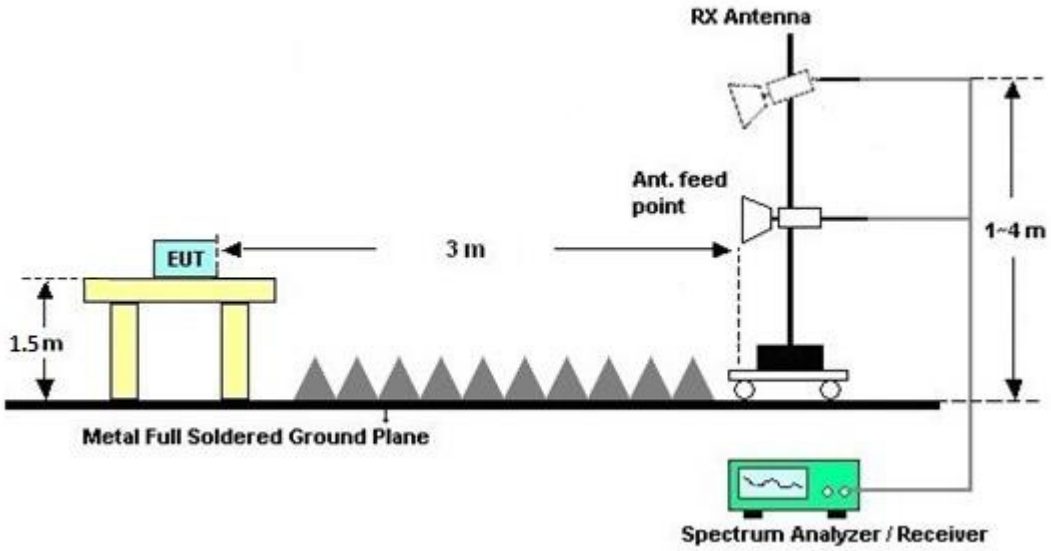


### 3.1.5 Test Results of Radiated Spurious Emissions (9kHz ~ 30MHz)

The low frequency, which started from 9 kHz to 30MHz, was pre-scanned and the result which was 20dB lower than the limit line per 15.31(o) was not reported.

### 3.1.6 Test Result of Radiated Spurious at Band Edges

Please refer to Appendix A and B.

### 3.1.7 Duty Cycle

Please refer to Appendix C.

### 3.1.8 Test Result of Radiated Spurious Emission (30MHz ~ 10th Harmonic)

Please refer to Appendix A and B.

## 3.2 AC Conducted Emission Measurement

### 3.2.1 Limit of AC Conducted Emission

For equipment that is designed to be connected to the public utility (AC) power line, the radio frequency voltage that is conducted back onto the AC power line on any frequency or frequencies within the band 150 kHz to 30 MHz shall not exceed the limits in the following table.

| Frequency of Emission (MHz) | Conducted Limit (dBμV) | |
|---|---|---|
| | Quasi-Peak | Average |
| 0.15-0.5 | 66 to 56* | 56 to 46* |
| 0.5-5 | 56 | 46 |
| 5-30 | 60 | 50 |

*Decreases with the logarithm of the frequency.

### 3.2.2 Measuring Instruments

The measuring equipment is listed in the section 4 of this test report.

### 3.2.3 Test Procedures

1. The EUT was placed 0.4 meter from the conducting wall of the shielding room, and it was kept at least 80 centimeters from any other grounded conducting surface.
2. Connect EUT to the power mains through a line impedance stabilization network (LISN).
3. All the support units are connecting to the other LISN.
4. The LISN provides 50 ohm coupling impedance for the measuring instrument.
5. The FCC states that a 50 ohm, 50 microhenry LISN should be used.
6. Both sides of AC line were checked for maximum conducted interference.
7. The frequency range from 150 kHz to 30 MHz was searched.
8. Set the test-receiver system to Peak Detect Function and specified bandwidth (IF bandwidth = 9kHz) with Maximum Hold Mode.

### 3.2.4 Test Setup

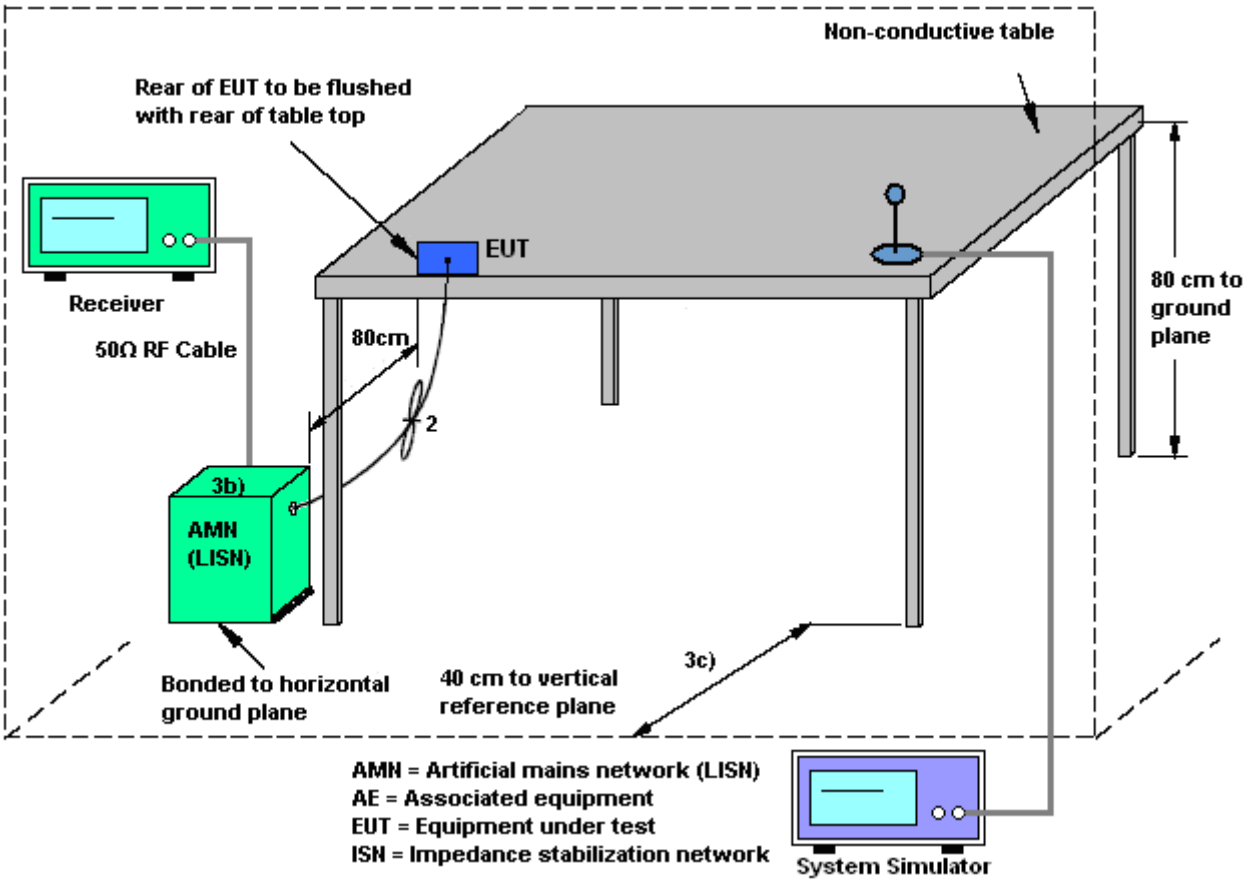

### 3.2.5 Test Result of AC Conducted Emission

| | | | |
|---|---|---|---|
| **Test Mode :** | Mode 2 | **Temperature :** | 22~23℃ |
| **Test Engineer :** | Kai-Chun Chu | **Relative Humidity :** | 51~52% |
| **Test Voltage :** | 120Vac / 60Hz | **Phase :** | Line |
| **Function Type :** | WCDMA Band V Idle + Bluetooth Link + WLAN (2.4GHz) Link + MPEG4 + WPC Back Cover + PMA Charging Pad + Adapter | | |

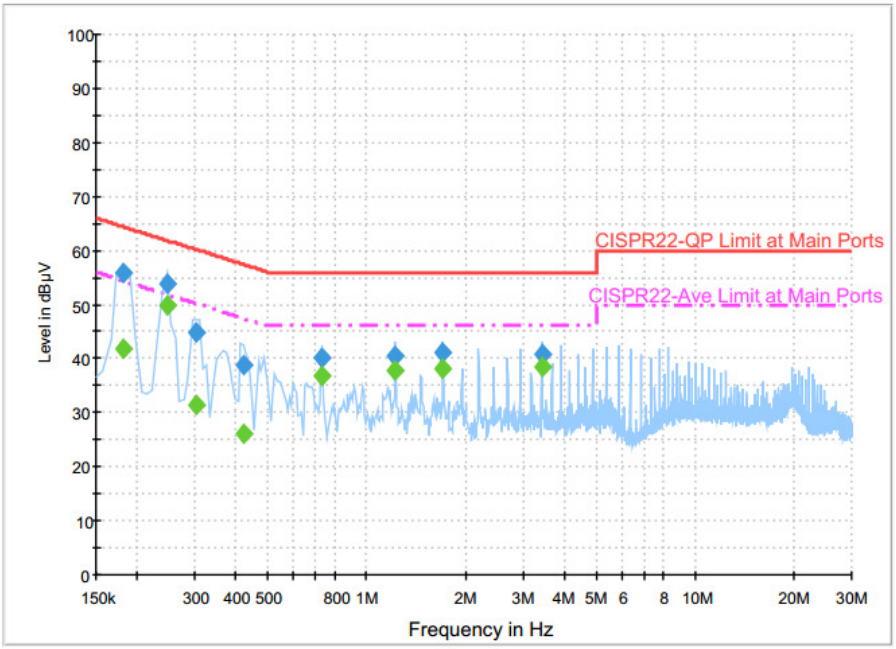


**Final Result : Quasi-Peak**

| Frequency (MHz) | Quasi-Peak (dBµV) | Filter | Line | Corr. (dB) | Margin (dB) | Limit (dBµV) |
|---|---|---|---|---|---|---|
| 0.182000 | 55.9 | Off | L1 | 19.6 | 8.5 | 64.4 |
| 0.246000 | 53.9 | Off | L1 | 19.6 | 8.0 | 61.9 |
| 0.302000 | 44.7 | Off | L1 | 19.6 | 15.5 | 60.2 |
| 0.422000 | 38.9 | Off | L1 | 19.6 | 18.5 | 57.4 |
| 0.734000 | 40.0 | Off | L1 | 19.6 | 16.0 | 56.0 |
| 1.222000 | 40.5 | Off | L1 | 19.7 | 15.5 | 56.0 |
| 1.710000 | 41.0 | Off | L1 | 19.7 | 15.0 | 56.0 |
| 3.422000 | 41.0 | Off | L1 | 19.7 | 15.0 | 56.0 |

**Final Result : Average**

| Frequency (MHz) | Average (dBµV) | Filter | Line | Corr. (dB) | Margin (dB) | Limit (dBµV) |
|---|---|---|---|---|---|---|
| 0.182000 | 41.8 | Off | L1 | 19.6 | 12.6 | 54.4 |
| 0.246000 | 49.7 | Off | L1 | 19.6 | 2.2 | 51.9 |
| 0.302000 | 31.5 | Off | L1 | 19.6 | 18.7 | 50.2 |
| 0.422000 | 26.2 | Off | L1 | 19.6 | 21.2 | 47.4 |
| 0.734000 | 36.9 | Off | L1 | 19.6 | 9.1 | 46.0 |
| 1.222000 | 37.8 | Off | L1 | 19.7 | 8.2 | 46.0 |
| 1.710000 | 38.2 | Off | L1 | 19.7 | 7.8 | 46.0 |
| 3.422000 | 38.5 | Off | L1 | 19.7 | 7.5 | 46.0 |

| | | | |
|---|---|---|---|
| **Test Mode :** | Mode 2 | **Temperature :** | 22~23℃ |
| **Test Engineer :** | Kai-Chun Chu | **Relative Humidity :** | 51~52% |
| **Test Voltage :** | 120Vac / 60Hz | **Phase :** | Neutral |
| **Function Type :** | WCDMA Band V Idle + Bluetooth Link + WLAN (2.4GHz) Link + MPEG4 + WPC Back Cover + PMA Charging Pad + Adapter | | |

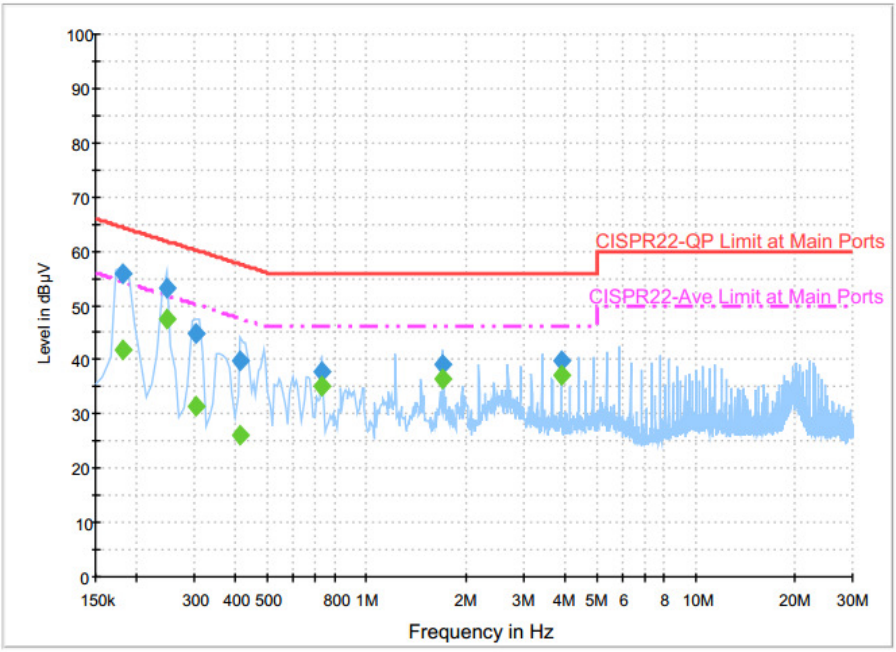


**Final Result : Quasi-Peak**

| Frequency (MHz) | Quasi-Peak (dBµV) | Filter | Line | Corr. (dB) | Margin (dB) | Limit (dBµV) |
|---|---|---|---|---|---|---|
| 0.182000 | 55.8 | Off | N | 19.6 | 8.6 | 64.4 |
| 0.246000 | 53.3 | Off | N | 19.6 | 8.6 | 61.9 |
| 0.302000 | 44.9 | Off | N | 19.6 | 15.3 | 60.2 |
| 0.414000 | 39.8 | Off | N | 19.6 | 17.8 | 57.6 |
| 0.734000 | 37.8 | Off | N | 19.6 | 18.2 | 56.0 |
| 1.710000 | 39.0 | Off | N | 19.7 | 17.0 | 56.0 |
| 3.910000 | 39.8 | Off | N | 19.8 | 16.2 | 56.0 |

**Final Result : Average**

| Frequency (MHz) | Average (dBµV) | Filter | Line | Corr. (dB) | Margin (dB) | Limit (dBµV) |
|---|---|---|---|---|---|---|
| 0.182000 | 41.9 | Off | N | 19.6 | 12.5 | 54.4 |
| 0.246000 | 47.4 | Off | N | 19.6 | 4.5 | 51.9 |
| 0.302000 | 31.3 | Off | N | 19.6 | 18.9 | 50.2 |
| 0.414000 | 26.0 | Off | N | 19.6 | 21.6 | 47.6 |
| 0.734000 | 35.0 | Off | N | 19.6 | 11.0 | 46.0 |
| 1.710000 | 36.6 | Off | N | 19.7 | 9.4 | 46.0 |
| 3.910000 | 37.3 | Off | N | 19.8 | 8.7 | 46.0 |

# 4 List of Measuring Equipment

| Instrument | Manufacturer | Model No. | Serial No. | Characteristics | Calibration Date | Test Date | Due Date | Remark |
|---|---|---|---|---|---|---|---|---|
| AC Power Source | ChainTek | APC-1000W | N/A | N/A | N/A | Jul. 29, 2016 ~ Jul. 30, 2016 | N/A | Conduction (CO05-HY) |
| EMI Test Receiver | Rohde & Schwarz | ESCI 7 | 100724 | 9kHz~7GHz | Aug. 26, 2015 | Jul. 29, 2016 ~ Jul. 30, 2016 | Aug. 25, 2016 | Conduction (CO05-HY) |
| LISN | Rohde & Schwarz | ENV216 | 100080 | 9kHz~30MHz | Dec. 02, 2015 | Jul. 29, 2016 ~ Jul. 30, 2016 | Dec. 01, 2016 | Conduction (CO05-HY) |
| Loop Antenna | Rohde & Schwarz | HFH2-Z2 | 100315 | 9 kHz~30 MHz | Sep. 02, 2015 | Jul. 30, 2016 ~ Aug. 03, 2016 | Sep. 01, 2016 | Radiation (03CH11-HY) |
| Amplifier | SONOMA | 310N | 187312 | 9kHz~1GHz | Nov. 20, 2015 | Jul. 30, 2016 ~ Aug. 03, 2016 | Nov. 19, 2016 | Radiation (03CH11-HY) |
| Bilog Antenna | TESEQ | CBL 6111D | 35414 | 30MHz~1GHz | Nov. 17, 2015 | Jul. 30, 2016 ~ Aug. 03, 2016 | Nov. 16, 2016 | Radiation (03CH11-HY) |
| Horn Antenna | SCHWARZBECK | BBHA 9120 D | 9120D-1326 | 1GHz ~ 18GHz | Oct. 08, 2015 | Jul. 30, 2016 ~ Aug. 03, 2016 | Oct. 07, 2016 | Radiation (03CH11-HY) |
| Preamplifier | Keysight | 83017A | MY53270080 | 1GHz~26.5GHz | Nov. 19, 2015 | Jul. 30, 2016 ~ Aug. 03, 2016 | Nov. 18, 2016 | Radiation (03CH11-HY) |
| Preamplifier | MITEQ | AMF-7D-00101800-30-10P | 1902247 | 1GHz~18GHz | Jul. 22, 2016 | Jul. 30, 2016 ~ Aug. 03, 2016 | Jun. 21, 2017 | Radiation (03CH11-HY) |
| Spectrum Analyzer | Keysight | N9010A | MY54200486 | 10Hz ~ 44GHZ | Sep. 24, 2015 | Jul. 30, 2016 ~ Aug. 03, 2016 | Sep. 23, 2016 | Radiation (03CH11-HY) |
| Antenna Mast | EMEC | AM-BS-4500-B | N/A | 1~4m | N/A | Jul. 30, 2016 ~ Aug. 03, 2016 | N/A | Radiation (03CH11-HY) |
| Turn Table | EMEC | TT 2000 | N/A | 0~360 Degree | N/A | Jul. 30, 2016 ~ Aug. 03, 2016 | N/A | Radiation (03CH11-HY) |
| SHF-EHF Horn Antenna | SCHWARZBECK | BBHA 9170 | BBHA9170584 | 18GHz- 40GHz | Nov. 02, 2015 | Jul. 30, 2016 ~ Aug. 03, 2016 | Nov. 01, 2016 | Radiation (03CH11-HY) |
| Preamplifier | MITEQ | TTA0204 | 1872107 | 2GHz~40GHz | Feb. 15, 2016 | Jul. 30, 2016 ~ Aug. 03, 2016 | Feb. 14, 2017 | Radiation (03CH11-HY) |

# 5 Uncertainty of Evaluation

**Uncertainty of Conducted Emission Measurement (150kHz ~ 30MHz)**

| | |
|---|---|
| Measuring Uncertainty for a Level of Confidence of 95% (U = 2Uc(y)) | 2.26 |

**Uncertainty of Radiated Emission Measurement (30 MHz ~ 1000 MHz)**

| | |
|---|---|
| Measuring Uncertainty for a Level of Confidence of 95% (U = 2Uc(y)) | 5.20 |

# Appendix A. Radiated Spurious Emission

| Test Engineer : | J.C. Liang | Temperature : | 20~23°C |
|---|---|---|---|
| | | Relative Humidity : | 50~54% |

**2.4GHz 2400~2483.5MHz**

**WIFI 802.11b (Band Edge @ 3m)**

**<WPC Back Cover + LG Charging Pad>**

| WIFI Ant. 1+2 | Note | Frequency ( MHz ) | Level ( dBμV/m ) | Over Limit ( dB ) | Limit Line ( dBμV/m ) | Read Level ( dBμV ) | Antenna Factor ( dB/m ) | Cable Loss ( dB ) | Preamp Factor ( dB ) | Ant Pos ( cm ) | Table Pos ( deg ) | Peak Avg. (P/A) | Pol. (H/V) |
|---|---|---|---|---|---|---|---|---|---|---|---|---|---|
| 802.11b CH 11 2462MHz | * | 2462 | 105.48 | - | - | 105.47 | 27.2 | 6.77 | 33.96 | 254 | 59 | P | H |
| | | 2462 | 94.9 | - | - | 94.89 | 27.2 | 6.77 | 33.96 | 254 | 59 | A | H |
| | | 2483.72 | 52.13 | -21.87 | 74 | 52.06 | 27.25 | 6.77 | 33.95 | 254 | 59 | P | H |
| | | 2483.52 | 44.13 | -9.87 | 54 | 44.06 | 27.25 | 6.77 | 33.95 | 254 | 59 | A | H |
| | | | | | | | | | | | | | H |
| | | | | | | | | | | | | | H |
| | * | 2462 | 103.87 | - | - | 103.86 | 27.2 | 6.77 | 33.96 | 151 | 118 | P | V |
| | | 2462 | 100.78 | - | - | 100.77 | 27.2 | 6.77 | 33.96 | 151 | 118 | A | V |
| | | 2487.84 | 52.43 | -21.57 | 74 | 52.31 | 27.3 | 6.77 | 33.95 | 151 | 118 | P | V |
| | | 2483.52 | 43.43 | -10.57 | 54 | 43.36 | 27.25 | 6.77 | 33.95 | 151 | 118 | A | V |
| | | | | | | | | | | | | | |
| | | | | | | | | | | | | | |
| Remark | 1. No other spurious found.<br>2. All results are PASS against Peak and Average limit line. | | | | | | | | | | | | |

**2.4GHz 2400~2483.5MHz**

**WIFI 802.11b (Band Edge @ 3m)**

**<WPC Back Cover + PMA Charging Pad>**

| WIFI Ant. 1+2 | Note | Frequency ( MHz ) | Level ( dBμV/m ) | Over Limit ( dB ) | Limit Line ( dBμV/m ) | Read Level ( dBμV ) | Antenna Factor ( dB/m ) | Cable Loss ( dB ) | Preamp Factor ( dB ) | Ant Pos ( cm ) | Table Pos ( deg ) | Peak Avg. (P/A) | Pol. (H/V) |
|---|---|---|---|---|---|---|---|---|---|---|---|---|---|
| 802.11b CH 11 2462MHz | * | 2462 | 105.3 | - | - | 105.29 | 27.2 | 6.77 | 33.96 | 400 | 86 | P | H |
| | | 2462 | 102.16 | - | - | 102.15 | 27.2 | 6.77 | 33.96 | 400 | 86 | A | H |
| | | 2486.16 | 52.56 | -21.44 | 74 | 52.49 | 27.25 | 6.77 | 33.95 | 400 | 86 | P | H |
| | | 2483.52 | 44.31 | -9.69 | 54 | 44.24 | 27.25 | 6.77 | 33.95 | 400 | 86 | A | H |
| | | | | | | | | | | | | | H |
| | | | | | | | | | | | | | H |
| | * | 2462 | 102.99 | - | - | 102.98 | 27.2 | 6.77 | 33.96 | 400 | 248 | P | V |
| | | 2462 | 99.62 | - | - | 99.61 | 27.2 | 6.77 | 33.96 | 400 | 248 | A | V |
| | | 2498.72 | 52.52 | -21.48 | 74 | 52.39 | 27.3 | 6.77 | 33.94 | 400 | 248 | P | V |
| | | 2483.52 | 44.16 | -9.84 | 54 | 44.09 | 27.25 | 6.77 | 33.95 | 400 | 248 | A | V |
| | | | | | | | | | | | | | V |
| | | | | | | | | | | | | | V |
| **Remark** | 1. No other spurious found.<br>2. All results are PASS against Peak and Average limit line. | | | | | | | | | | | | |

**2.4GHz 2400~2483.5MHz**

**WIFI 802.11b (Harmonic @ 3m)**

**<WPC Back Cover + LG Charging Pad>**

| WIFI Ant. 1+2 | Note | Frequency ( MHz ) | Level ( dBμV/m ) | Over Limit ( dB ) | Limit Line ( dBμV/m ) | Read Level ( dBμV ) | Antenna Factor ( dB/m ) | Cable Loss ( dB ) | Preamp Factor ( dB ) | Ant Pos ( cm ) | Table Pos ( deg ) | Peak Avg. (P/A) | Pol. (H/V) |
|---|---|---|---|---|---|---|---|---|---|---|---|---|---|
| 802.11b CH 11 2462MHz | | 4924 | 33.9 | -40.1 | 74 | 43.26 | 31.29 | 10.39 | 51.04 | 100 | 0 | P | H |
| | | 7386 | 38.42 | -35.58 | 74 | 40.17 | 36.27 | 12.49 | 50.51 | 100 | 0 | P | H |
| | | | | | | | | | | | | | H |
| | | | | | | | | | | | | | H |
| | | 4924 | 34.6 | -39.4 | 74 | 43.96 | 31.29 | 10.39 | 51.04 | 100 | 0 | P | V |
| | | 7386 | 38.06 | -35.94 | 74 | 39.81 | 36.27 | 12.49 | 50.51 | 100 | 0 | P | V |
| | | | | | | | | | | | | | V |
| | | | | | | | | | | | | | V |
| Remark | 1. No other spurious found.<br>2. All results are PASS against Peak and Average limit line. | | | | | | | | | | | | |

**2.4GHz 2400~2483.5MHz**

**WIFI 802.11b (Harmonic @ 3m)**

**<WPC Back Cover + PMA Charging Pad>**

| WIFI Ant. 1+2 | Note | Frequency ( MHz ) | Level ( dBμV/m ) | Over Limit ( dB ) | Limit Line ( dBμV/m ) | Read Level ( dBμV ) | Antenna Factor ( dB/m ) | Cable Loss ( dB ) | Preamp Factor ( dB ) | Ant Pos ( cm ) | Table Pos ( deg ) | Peak Avg. (P/A) | Pol. (H/V) |
|---|---|---|---|---|---|---|---|---|---|---|---|---|---|
| 802.11b CH 11 2462MHz | | 4924 | 34.05 | -39.95 | 74 | 43.41 | 31.29 | 10.39 | 51.04 | 100 | 0 | P | H |
| | | 7386 | 38.03 | -35.97 | 74 | 39.78 | 36.27 | 12.49 | 50.51 | 100 | 0 | P | H |
| | | | | | | | | | | | | | H |
| | | | | | | | | | | | | | H |
| | | 4924 | 34.85 | -39.15 | 74 | 44.21 | 31.29 | 10.39 | 51.04 | 100 | 0 | P | V |
| | | 7386 | 38.29 | -35.71 | 74 | 40.04 | 36.27 | 12.49 | 50.51 | 100 | 0 | P | V |
| | | | | | | | | | | | | | V |
| | | | | | | | | | | | | | V |
| Remark | 1. No other spurious found.<br>2. All results are PASS against Peak and Average limit line. | | | | | | | | | | | | |

**Emission below 1GHz**

**2.4GHz WIFI 802.11b (LF)**

**<WPC Back Cover + LG Charging Pad>**

| WIFI Ant. 1+2 | Note | Frequency ( MHz ) | Level ( dBμV/m ) | Over Limit ( dB ) | Limit Line ( dBμV/m ) | Read Level (dBμV) | Antenna Factor ( dB/m ) | Cable Loss ( dB ) | Preamp Factor ( dB ) | Ant Pos ( cm ) | Table Pos ( deg ) | Peak Avg. (P/A) | Pol. (H/V) |
|---|---|---|---|---|---|---|---|---|---|---|---|---|---|
| 802.11b CH 11 2462MHz LF | | 92.1 | 32.83 | -10.67 | 43.5 | 48.3 | 15.14 | 1.17 | 31.78 | - | - | P | H |
| | | 214.41 | 38.69 | -4.81 | 43.5 | 52.53 | 16.2 | 1.74 | 31.78 | 166 | 252 | P | H |
| | | 252.21 | 33.11 | -12.89 | 46 | 44 | 18.9 | 1.98 | 31.77 | - | - | P | H |
| | | 318.9 | 33.74 | -12.26 | 46 | 43.04 | 20.24 | 2.23 | 31.77 | - | - | P | H |
| | | 446.3 | 27.81 | -18.19 | 46 | 32.74 | 23.23 | 3.68 | 31.84 | - | - | P | H |
| | | 941.9 | 33.36 | -12.64 | 46 | 30.19 | 30.38 | 3.89 | 31.1 | - | - | P | H |
| | | | | | | | | | | | | | H |
| | | | | | | | | | | | | | H |
| | | | | | | | | | | | | | H |
| | | | | | | | | | | | | | H |
| | | | | | | | | | | | | | H |
| | | | | | | | | | | | | | H |
| | | 41.07 | 35.65 | -4.35 | 40 | 46.8 | 19.74 | 0.93 | 31.82 | 224 | 312 | P | V |
| | | 207.93 | 36.9 | -6.6 | 43.5 | 50.79 | 16.15 | 1.74 | 31.78 | - | - | P | V |
| | | 210.9 | 36.92 | -6.58 | 43.5 | 50.76 | 16.2 | 1.74 | 31.78 | - | - | P | V |
| | | 321.7 | 29.6 | -16.4 | 46 | 38.82 | 20.32 | 2.23 | 31.77 | - | - | P | V |
| | | 778.8 | 30.71 | -15.29 | 46 | 30.99 | 28.05 | 3.62 | 31.95 | - | - | P | V |
| | | 958.7 | 33.26 | -12.74 | 46 | 29.75 | 30.58 | 3.89 | 30.96 | - | - | P | V |
| | | | | | | | | | | | | | V |
| | | | | | | | | | | | | | V |
| | | | | | | | | | | | | | V |
| | | | | | | | | | | | | | V |
| | | | | | | | | | | | | | V |
| | | | | | | | | | | | | | V |
| **Remark** | 1. No other spurious found.<br>2. All results are PASS against limit line. | | | | | | | | | | | | |

**Emission below 1GHz**

**2.4GHz WIFI 802.11b (LF)**

**<WPC Back Cover + PMA Charging Pad>**

| WIFI Ant. 1+2 | Note | Frequency ( MHz ) | Level ( dBμV/m ) | Over Limit ( dB ) | Limit Line ( dBμV/m ) | Read Level (dBμV) | Antenna Factor ( dB/m ) | Cable Loss ( dB ) | Preamp Factor ( dB ) | Ant Pos ( cm ) | Table Pos ( deg ) | Peak Avg. (P/A) | Pol. (H/V) |
|---|---|---|---|---|---|---|---|---|---|---|---|---|---|
| 802.11b CH 11 2462MHz LF | | 85.08 | 30.51 | -9.49 | 40 | 46.83 | 14.3 | 1.17 | 31.79 | 212 | 322 | P | H |
| | | 160.14 | 26.35 | -17.15 | 43.5 | 39.55 | 16.9 | 1.68 | 31.78 | - | - | P | H |
| | | 245.73 | 18.91 | -27.09 | 46 | 30.45 | 18.25 | 1.98 | 31.77 | - | - | P | H |
| | | 693.4 | 26.56 | -19.44 | 46 | 28.52 | 26.63 | 3.45 | 32.04 | - | - | P | H |
| | | 858.6 | 31.03 | -14.97 | 46 | 29.94 | 28.95 | 3.77 | 31.63 | - | - | P | H |
| | | 945.4 | 31.47 | -14.53 | 46 | 28.16 | 30.49 | 3.89 | 31.07 | - | - | P | H |
| | | | | | | | | | | | | | H |
| | | | | | | | | | | | | | H |
| | | | | | | | | | | | | | H |
| | | | | | | | | | | | | | H |
| | | | | | | | | | | | | | H |
| | | | | | | | | | | | | | H |
| | | 40.8 | 35.17 | -4.83 | 40 | 46.32 | 19.74 | 0.93 | 31.82 | 169 | 252 | P | V |
| | | 55.11 | 34.23 | -5.77 | 40 | 51.7 | 13.4 | 0.93 | 31.8 | - | - | P | V |
| | | 162.57 | 24.31 | -19.19 | 43.5 | 37.81 | 16.6 | 1.68 | 31.78 | - | - | P | V |
| | | 446.3 | 25.22 | -20.78 | 46 | 30.15 | 23.23 | 3.68 | 31.84 | - | - | P | V |
| | | 834.1 | 30.59 | -15.41 | 46 | 29.86 | 28.71 | 3.77 | 31.75 | - | - | P | V |
| | | 888 | 30.89 | -15.11 | 46 | 29.41 | 29.13 | 3.84 | 31.49 | - | - | P | V |
| | | | | | | | | | | | | | V |
| | | | | | | | | | | | | | V |
| | | | | | | | | | | | | | V |
| | | | | | | | | | | | | | V |
| | | | | | | | | | | | | | V |
| | | | | | | | | | | | | | V |
| **Remark** | 1. No other spurious found.<br>2. All results are PASS against limit line. | | | | | | | | | | | | |

## Note symbol

| | |
|---|---|
| * | **Fundamental Frequency** which can be ignored. However, the level of any unwanted emissions shall not exceed the level of the fundamental frequency. |
| ! | Test result is **over limit** line. |
| P/A | **P**eak or **A**verage |
| H/V | **H**orizontal or **V**ertical |

**A calculation example for radiated spurious emission is shown as below:**

| WIFI Ant. 1+2 | Note | Frequency ( MHz ) | Level ( dBμV/m ) | Over Limit ( dB ) | Limit Line ( dBμV/m ) | Read Level ( dBμV ) | Antenna Factor ( dB/m ) | Cable Loss ( dB ) | Preamp Factor ( dB ) | Ant Pos ( cm ) | Table Pos ( deg ) | Peak Avg. (P/A) | Pol. (H/V) |
|---|---|---|---|---|---|---|---|---|---|---|---|---|---|
| 802.11b CH 01 2412MHz | | 2390 | 55.45 | -18.55 | 74 | 54.51 | 32.22 | 4.58 | 35.86 | 103 | 308 | P | H |
| | | 2390 | 43.54 | -10.46 | 54 | 42.6 | 32.22 | 4.58 | 35.86 | 103 | 308 | A | H |

1. Level(dBμV/m) =

Antenna Factor(dB/m) + Cable Loss(dB) + Read Level(dBμV) - Preamp Factor(dB)

2. Over Limit(dB) = Level(dBμV/m) – Limit Line(dBμV/m)

**For Peak Limit @ 2390MHz:**

1. Level(dBμV/m)

= Antenna Factor(dB/m) + Cable Loss(dB) + Read Level(dBμV) - Preamp Factor(dB)

= 32.22(dB/m) + 4.58(dB) + 54.51(dBμV) – 35.86 (dB)

= 55.45 (dBμV/m)

2. Over Limit(dB)

= Level(dBμV/m) – Limit Line(dBμV/m)

= 55.45(dBμV/m) – 74(dBμV/m)

= -18.55(dB)

**For Average Limit @ 2390MHz:**

1. Level(dBμV/m)

= Antenna Factor(dB/m) + Cable Loss(dB) + Read Level(dBμV) - Preamp Factor(dB)

= 32.22(dB/m) + 4.58(dB) + 42.6(dBμV) – 35.86 (dB)

= 43.54 (dBμV/m)

2. Over Limit(dB)

= Level(dBμV/m) – Limit Line(dBμV/m)

= 43.54(dBμV/m) – 54(dBμV/m)

= -10.46(dB)

**Both peak and average measured complies with the limit line, so test result is “PASS”.**

# Appendix B. Radiated Spurious Emission Plots

| | | | |
|---|---|---|---|
| **Test Engineer :** | J.C. Liang | **Temperature :** | 20~23°C |
| | | **Relative Humidity :** | 50~54% |

## Note symbol

| | |
|---|---|
| -L | **Low channel location** |
| -R | **High channel location** |

**2.4GHz 2400~2483.5MHz**

**WIFI 802.11b (Band Edge @ 3m)**

**<WPC Back Cover + LG Charging Pad>**

| WIFI | 2.4GHz 2400~2483.5MHz Band Edge @ 3m | |
|---|---|---|
| ANT | 802.11b CH11 2462MHz | |
| 1+2 | Horizontal | Fundamental |
| Peak | 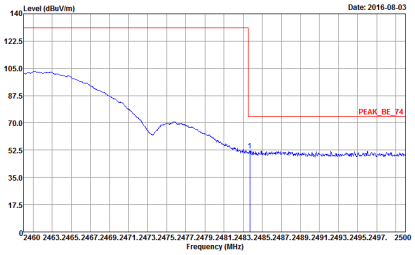 <br>Site : 03CH11-HY<br>Condition : PEAK_BE_74 3m HORN 9120D-HF HORIZONTAL<br>: RBW:1000.000KHz VBW:3000.000KHz SWT:Auto<br>Detector : Peak<br>Project : 632103-09<br>Mode : 5<br>: WPC cover + LG | 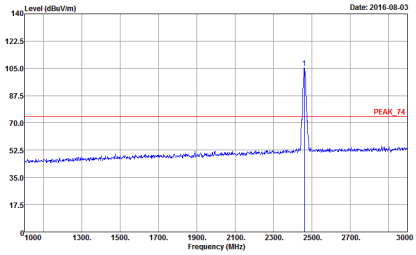 <br>Site : 03CH11-HY<br>Condition : PEAK_74 3m HORN 9120D-HF HORIZONTAL<br>: RBW:1000.000KHz VBW:3000.000KHz SWT:Auto<br>Detector : Peak<br>Project : 632103-09<br>Mode : 5<br>: WPC cover + LG |
| Avg. | 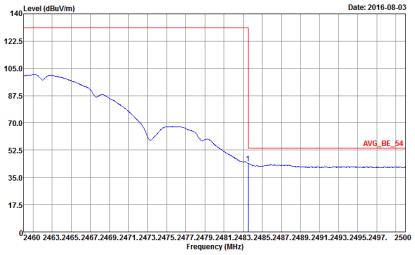 <br>Site : 03CH11-HY<br>Condition : AVG_BE_54 3m HORN 9120D-HF HORIZONTAL<br>: RBW:1000.000KHz VBW:0.010KHz SWT:Auto<br>Detector : Peak<br>Project : 632103-09<br>Mode : 5<br>: WPC cover + LG | 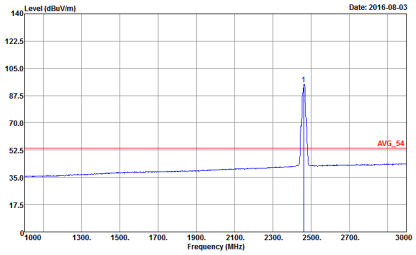 <br>Site : 03CH11-HY<br>Condition : AVG_54 3m HORN 9120D-HF HORIZONTAL<br>: RBW:1000.000KHz VBW:0.010KHz SWT:Auto<br>Detector : Peak<br>Project : 632103-09<br>Mode : 5<br>: WPC cover + LG |

| WIFI | 2.4GHz 2400~2483.5MHz Fundamental @ 3m | |
|---|---|---|
| ANT | 802.11b CH11 2462MHz | |
| 1+2 | Vertical | Fundamental |
| Peak | 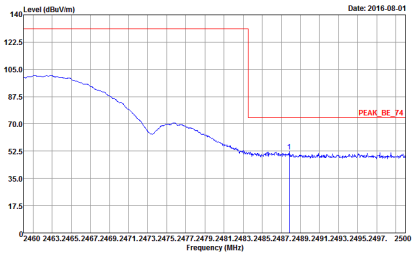 | 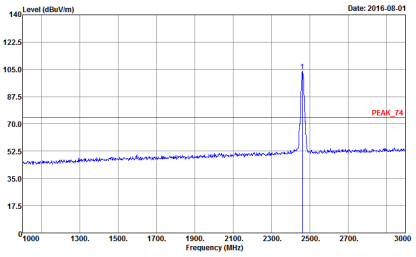 |
| Avg. | 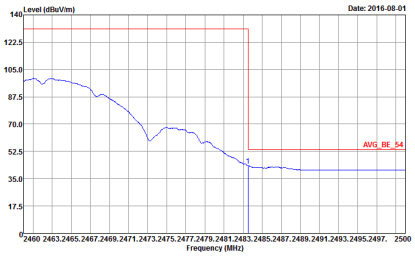 | 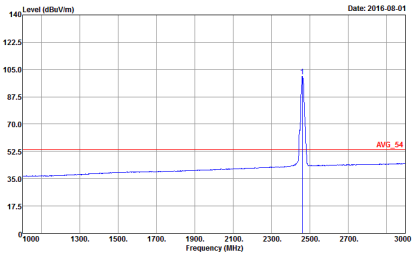 |

**2.4GHz 2400~2483.5MHz**

**WIFI 802.11b (Band Edge @ 3m)**

**<WPC Back Cover + PMA Charging Pad>**

| WIFI | 2.4GHz 2400~2483.5MHz Band Edge @ 3m | |
|---|---|---|
| ANT | 802.11b CH11 2462MHz | |
| 1+2 | Horizontal | Fundamental |
| Peak | 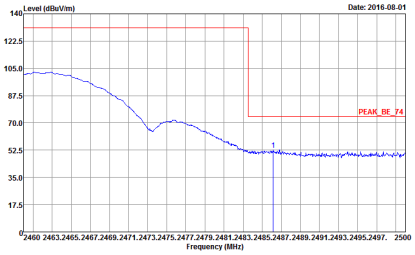 <br>Site : 03CH11-HY<br>Condition : PEAK_BE_74 3m HORN 9120D-HF HORIZONTAL<br>: RBW:1000.000KHz VBW:3000.000KHz SWT:Auto<br>Detector : Peak<br>Project : 632103-09<br>Mode : 6<br>: WPC cover + PMA | 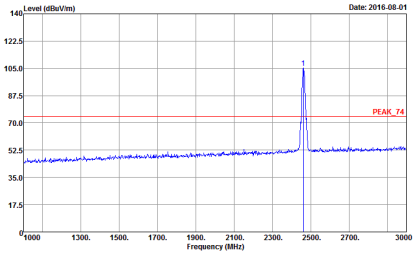 <br>Site : 03CH11-HY<br>Condition : PEAK_74 3m HORN 9120D-HF HORIZONTAL<br>: RBW:1000.000KHz VBW:3000.000KHz SWT:Auto<br>Detector : Peak<br>Project : 632103-09<br>Mode : 6<br>: WPC cover + PMA |
| Avg. | 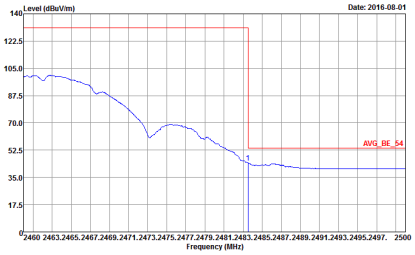 <br>Site : 03CH11-HY<br>Condition : AVG_BE_54 3m HORN 9120D-HF HORIZONTAL<br>: RBW:1000.000KHz VBW:0.010KHz SWT:Auto<br>Detector : Peak<br>Project : 632103-09<br>Mode : 6<br>: WPC cover + PMA | 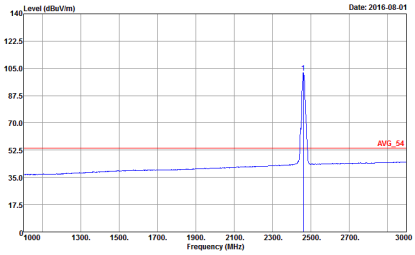 <br>Site : 03CH11-HY<br>Condition : AVG_54 3m HORN 9120D-HF HORIZONTAL<br>: RBW:1000.000KHz VBW:0.010KHz SWT:Auto<br>Detector : Peak<br>Project : 632103-09<br>Mode : 6<br>: WPC cover + PMA |

| WIFI | 2.4GHz 2400~2483.5MHz Fundamental @ 3m | |
|---|---|---|
| ANT | 802.11b CH11 2462MHz | |
| 1+2 | Vertical | Fundamental |
| Peak | 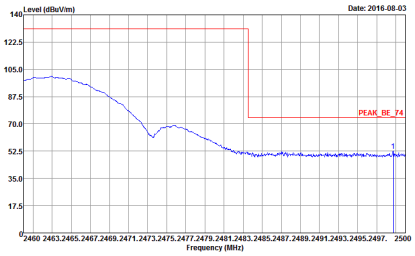 <br>Site : 03CH11-HY<br>Condition : PEAK_BE_74 3m HORN 9120D-HF VERTICAL<br>: RBW:1000.000KHz VBW:3000.000KHz SWT:Auto<br>Detector : Peak<br>Project : 632103-09<br>Mode : 6<br>: WPC cover + PMA | 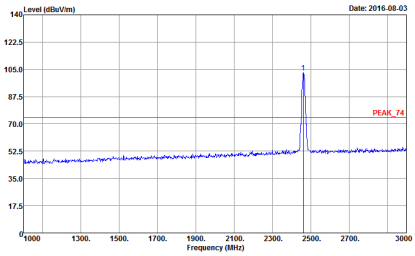 <br>Site : 03CH11-HY<br>Condition : PEAK_74 3m HORN 9120D-HF VERTICAL<br>: RBW:1000.000KHz VBW:3000.000KHz SWT:Auto<br>Detector : Peak<br>Project : 632103-09<br>Mode : 6<br>: WPC cover + PMA |
| Avg. | 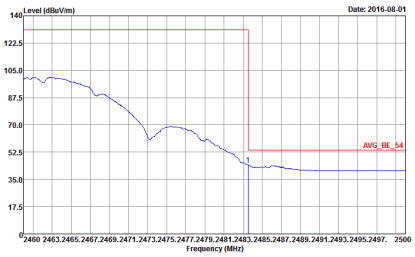 <br>Site : 03CH11-HY<br>Condition : AVG_BE_54 3m HORN 9120D-HF HORIZONTAL<br>: RBW:1000.000KHz VBW:0.010KHz SWT:Auto<br>Detector : Peak<br>Project : 632103-09<br>Mode : 6<br>: WPC cover + PMA | 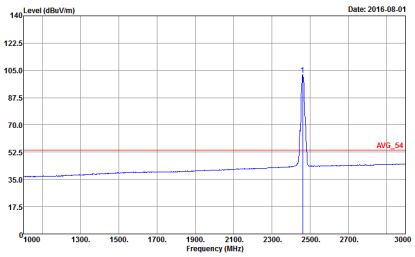 <br>Site : 03CH11-HY<br>Condition : AVG_54 3m HORN 9120D-HF HORIZONTAL<br>: RBW:1000.000KHz VBW:0.010KHz SWT:Auto<br>Detector : Peak<br>Project : 632103-09<br>Mode : 6<br>: WPC cover + PMA |

**2.4GHz 2400~2483.5MHz**

**WIFI 802.11b (Harmonic @ 3m)**

**<WPC Back Cover + LG Charging Pad>**

| WIFI | 2.4GHz 2400~2483.5MHz Harmonic @ 3m | |
|---|---|---|
| ANT | 802.11b CH11 2462MHz | |
| 1+2 | Horizontal | Vertical |
| Peak<br>Avg. | 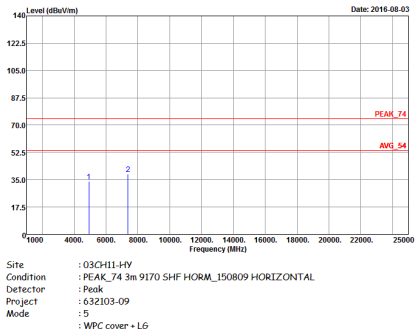 | 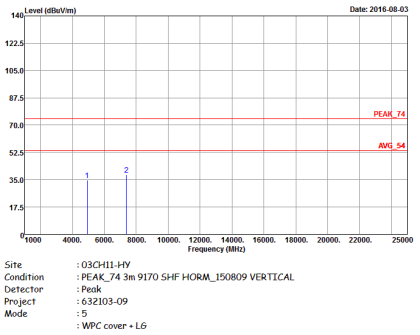 |

**2.4GHz 2400~2483.5MHz**

**WIFI 802.11b (Harmonic @ 3m)**

**<WPC Back Cover + PMA Charging Pad>**

| WIFI | 2.4GHz 2400~2483.5MHz Harmonic @ 3m | |
|---|---|---|
| ANT | 802.11b CH11 2462MHz | |
| 1+2 | Horizontal | Vertical |
| Peak<br>Avg. | 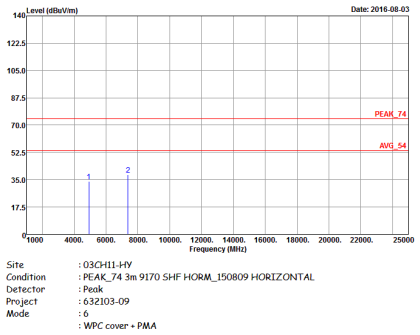 | 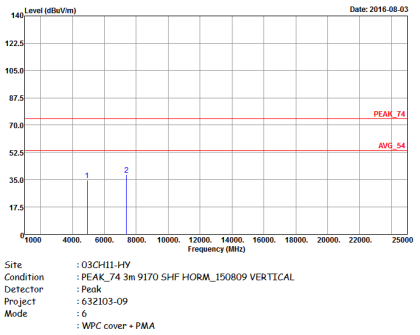 |

**Emission below 1GHz**

**2.4GHz WIFI 802.11b (LF)**

**<WPC Back Cover + LG Charging Pad>**

| WIFI | 2.4GHz 2400~2483.5MHz | |
|---|---|---|
| ANT | 802.11b LF | |
| 1+2 | Horizontal | Vertical |
| QP / Peak | 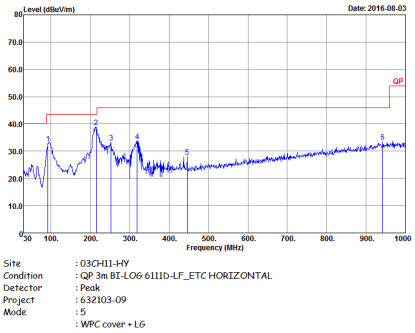 | 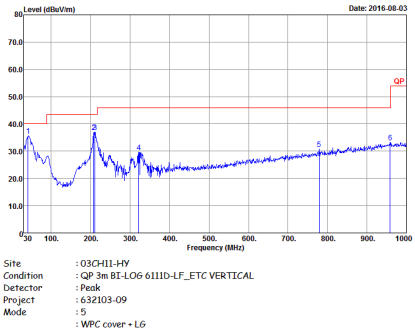 |

**Emission below 1GHz**

**2.4GHz WIFI 802.11b (LF)**

**<WPC Back Cover + PMA Charging Pad>**

| WIFI | 2.4GHz 2400~2483.5MHz | |
|---|---|---|
| ANT | 802.11b LF | |
| 1+2 | Horizontal | Vertical |
| QP / Peak | 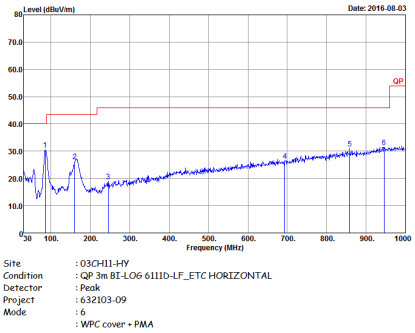 | 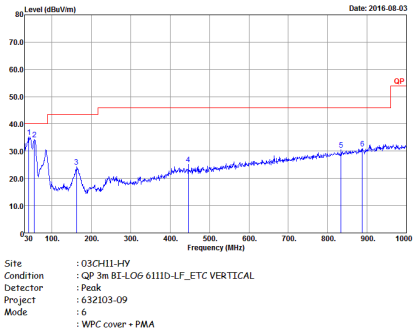 |

# Appendix C. Duty Cycle Plots

| Antenna | Band | Duty Cycle(%) | T(us) | 1/T(kHz) | VBW Setting |
|---|---|---|---|---|---|
| 1+2 | 2.4GHz 802.11b for Ant 1 | 99.04 | - | - | 10Hz |
| 1+2 | 2.4GHz 802.11b for Ant 2 | 99.05 | - | - | 10Hz |

**MIMO <Ant. 1+2(1)>**

**802.11b**

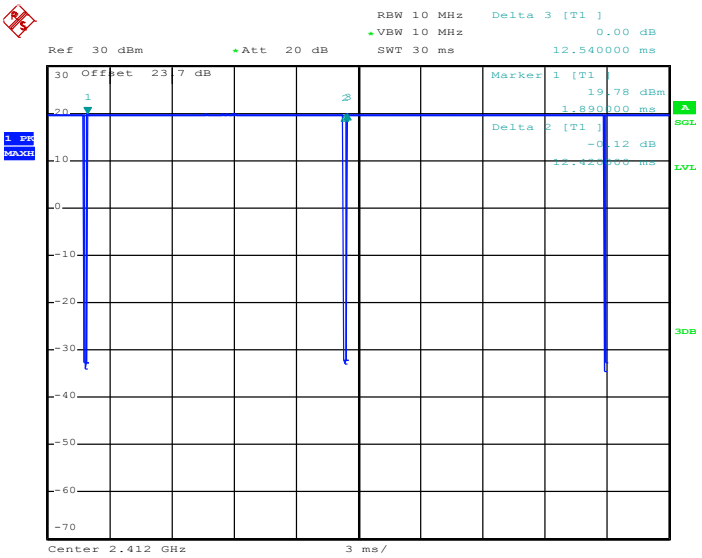


Date: 8.APR.2016 16:15:33

**MIMO <Ant. 1+2(2)>**

**802.11b**

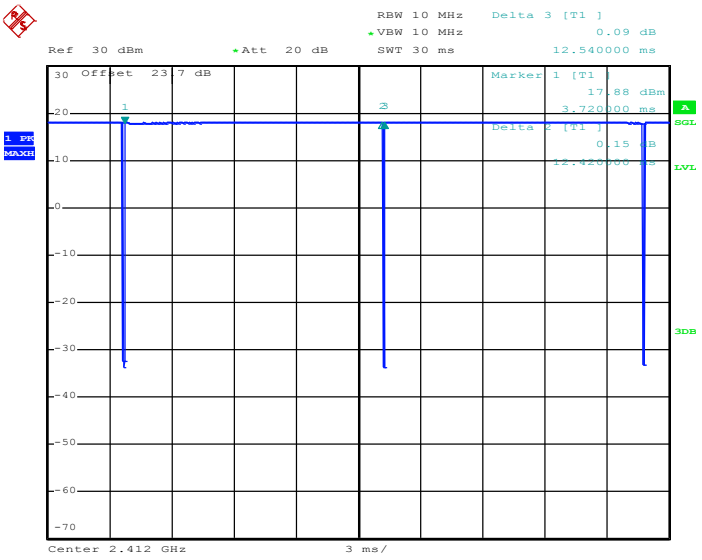


Date: 8.APR.2016 16:14:29

# Appendix D. Original Report

Please refer to Sporton report number FR632103C as below.

# FCC RF Test Report

| | | |
|---|---|---|
| APPLICANT | : | Motorola Mobility, LLC |
| EQUIPMENT | : | Mobile Cellular Phone |
| BRAND NAME | : | Motorola |
| MODEL NAME | : | 6576 |
| FCC ID | : | IHDT56VB4 |
| STANDARD | : | FCC Part 15 Subpart C §15.247 |
| CLASSIFICATION | : | (DTS) Digital Transmission System |

This is a variant report which is only valid together with the original test report. The product was received on Mar. 21, 2016. We, SPORTON INTERNATIONAL INC., would like to declare that the tested sample has been evaluated in accordance with the test procedures and has been in compliance with the applicable technical standards.

The test results in this report apply exclusively to the tested model / sample. Without written approval of SPORTON INTERNATIONAL INC., the test report shall not be reproduced except in full.

Reviewed by: Joseph Lin / Supervisor

Approved by: Jones Tsai / Manager

Testing Laboratory 1190

*SPORTON INTERNATIONAL INC.*
*No. 52, Hwa Ya 1st Rd., Hwa Ya Technology Park, Kwei-Shan District, Tao Yuan City, Taiwan, R.O.C.*

# TABLE OF CONTENTS

**REVISION HISTORY** ..... **3**

**1 GENERAL DESCRIPTION** ..... **4**

1.1 Applicant ..... 4
1.2 Manufacturer ..... 4
1.3 Product Feature of Equipment Under Test ..... 4
1.4 Re-use of Measured Data ..... 5
1.5 Modification of EUT ..... 5

**APPENDIX A. ORIGINAL REPORT**

# REVISION HISTORY

| REPORT NO. | VERSION | DESCRIPTION | ISSUED DATE |
|---|---|---|---|
| FR632103C | Rev. 01 | The Bluetooth and WLAN circuitry of this variant model (6576) is identical to that of the parent product (4237), based on the product equality declaration by the manufacturer. | Jun. 16, 2016 |
| | | | |
| | | | |
| | | | |
| | | | |
| | | | |
| | | | |
| | | | |
| | | | |
| | | | |
| | | | |
| | | | |
| | | | |
| | | | |
| | | | |

# 1 General Description

## 1.1 Applicant

**Motorola Mobility, LLC**
222 W Merchandise Mart Plaza, Suite 1800, Chicago, IL 60654, United States

## 1.2 Manufacturer

**Motorola Mobility, LLC**
222 W Merchandise Mart Plaza, Suite 1800, Chicago, IL 60654, United States

## 1.3 Product Feature of Equipment Under Test

| Product Feature | |
|---|---|
| **Equipment** | Mobile Cellular Phone |
| **Brand Name** | Motorola |
| **Model Name** | 6576 |
| **FCC ID** | IHDT56VB4 |
| **EUT supports Radios application** | GSM/EGPRS/WCDMA/HSPA/LTE/NFC<br>2.4GHz: WLAN 11b/g/n HT20<br>WLAN 11ac VHT20<br>5GHz: WLAN 11a/n HT20/HT40<br>WLAN 11ac VHT20/VHT40/VHT80<br>Bluetooth v3.0 EDR<br>Bluetooth v4.2 LE |
| **HW Version** | DVT2 |
| **EUT Stage** | Identical Prototype |

**Remark:** The above EUT's information was declared by manufacturer. Please refer to the specifications or user's manual for more detailed description.

## 1.4 Re-use of Measured Data

### 1.4.1 Introduction Section

This application re-uses data collected on a similar device. The subject device of this application (Model 6576, FCC ID IHDT56VB4) is electrically identical to the reference device (Model 4237, FCC ID IHDT56VB1) for the portions of the circuitry corresponding to the data being re-used, as treated by KDB Publication 178919 D01.

### 1.4.2 Difference Section

For details concerning the similarity with respect to component placement, mechanical/electrical design etc., please refer to the Operational Description.

The re-used RF data includes the following bands provided in Appendix A (Sporton RF Report No. FR631828C for the reference device Model 4237, FCC ID IHDT56VB1):
- 2.4GHz WLAN

### 1.4.3 Spot Check Verification Data Section

In order to confirm hardware similarity of the subject device with the reference device, spot check measurements were performed on the subject device for radiated spurious emission, the test result were consistent with FCC ID IHDT56VB1.

Assertions concerning the similarity of these devices are based on representations by the applicant. The applicant accepts full responsibility for the validity of the similarity claim, and for the determination that verification test data are sufficient to support it.

### 1.4.4 Reference detail Section:

| Equipment Class | Reference FCC ID | Folder Test/RF Exposure | Report Title/Section |
|---|---|---|---|
| DTS | IHDT56VB1 | Part15C (FR631828C) | All sections applicable |

## 1.5 Modification of EUT

No modifications are made to the EUT during all test items.

# Appendix A. Original Report

Please refer to Sporton report number FR631828C.