LTE Band 41 / 10MHz

Middle Channel / QPSK

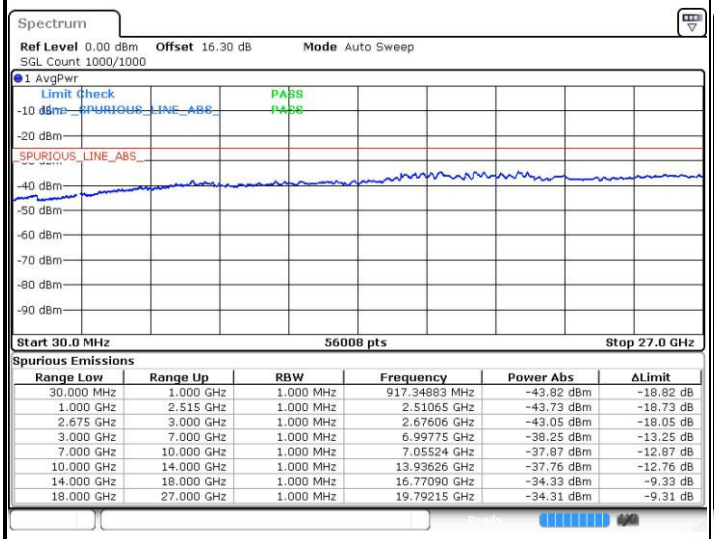

Spurious Emissions

Range Low	Range Up	RBW	Frequency	Power Abs	ΔLimit
30.000 MHz	1.000 GHz	1.000 MHz	917.34883 MHz	-43.82 dBm	-18.82 dB
1.000 GHz	2.515 GHz	1.000 MHz	2.51065 GHz	-43.73 dBm	-18.73 dB
2.675 GHz	3.000 GHz	1.000 MHz	2.67606 GHz	-43.05 dBm	-18.05 dB
3.000 GHz	7.000 GHz	1.000 MHz	6.99775 GHz	-38.25 dBm	-13.25 dB
7.000 GHz	10.000 GHz	1.000 MHz	7.05524 GHz	-37.87 dBm	-12.87 dB
10.000 GHz	14.000 GHz	1.000 MHz	13.93626 GHz	-37.76 dBm	-12.76 dB
14.000 GHz	18.000 GHz	1.000 MHz	16.77090 GHz	-34.33 dBm	-9.33 dB
18.000 GHz	27.000 GHz	1.000 MHz	19.79215 GHz	-34.31 dBm	-9.31 dB

Date: 20.JUN.2016 15:34:01

Middle Channel / 16QAM

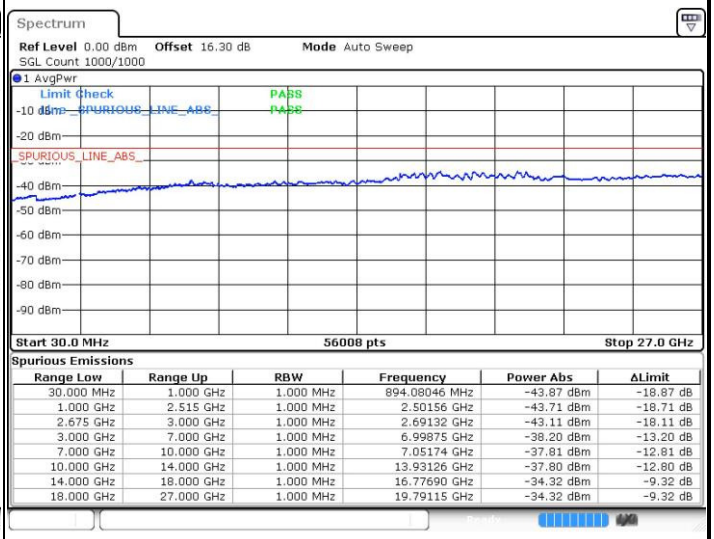

Spurious Emissions

Range Low	Range Up	RBW	Frequency	Power Abs	ΔLimit
30.000 MHz	1.000 GHz	1.000 MHz	894.08046 MHz	-43.87 dBm	-18.87 dB
1.000 GHz	2.515 GHz	1.000 MHz	2.50156 GHz	-43.71 dBm	-18.71 dB
2.675 GHz	3.000 GHz	1.000 MHz	2.69132 GHz	-43.11 dBm	-18.11 dB
3.000 GHz	7.000 GHz	1.000 MHz	6.99875 GHz	-38.20 dBm	-13.20 dB
7.000 GHz	10.000 GHz	1.000 MHz	7.05174 GHz	-37.81 dBm	-12.81 dB
10.000 GHz	14.000 GHz	1.000 MHz	13.93126 GHz	-37.80 dBm	-12.80 dB
14.000 GHz	18.000 GHz	1.000 MHz	16.77690 GHz	-34.32 dBm	-9.32 dB
18.000 GHz	27.000 GHz	1.000 MHz	19.79115 GHz	-34.32 dBm	-9.32 dB

Date: 20.JUN.2016 15:26:07

Highest Channel / QPSK

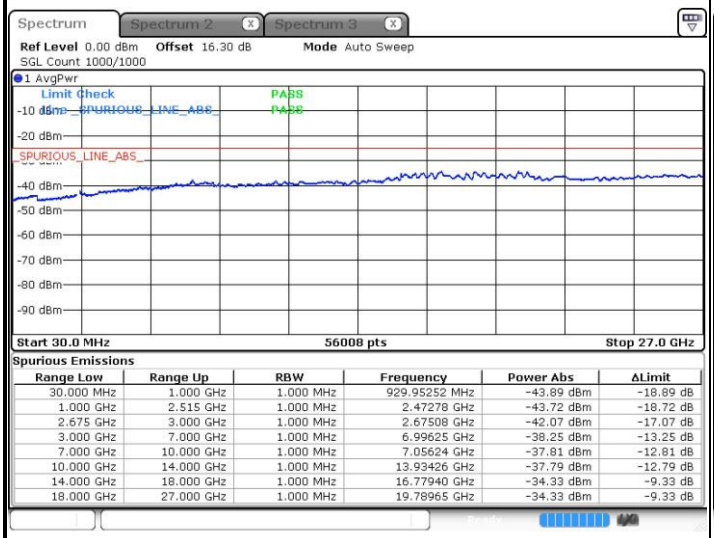

Spurious Emissions

Range Low	Range Up	RBW	Frequency	Power Abs	ΔLimit
30.000 MHz	1.000 GHz	1.000 MHz	929.95252 MHz	-43.89 dBm	-18.89 dB
1.000 GHz	2.515 GHz	1.000 MHz	2.47278 GHz	-43.72 dBm	-18.72 dB
2.675 GHz	3.000 GHz	1.000 MHz	2.67508 GHz	-42.07 dBm	-17.07 dB
3.000 GHz	7.000 GHz	1.000 MHz	6.99625 GHz	-38.25 dBm	-13.25 dB
7.000 GHz	10.000 GHz	1.000 MHz	7.05624 GHz	-37.81 dBm	-12.81 dB
10.000 GHz	14.000 GHz	1.000 MHz	13.93426 GHz	-37.79 dBm	-12.79 dB
14.000 GHz	18.000 GHz	1.000 MHz	16.77940 GHz	-34.33 dBm	-9.33 dB
18.000 GHz	27.000 GHz	1.000 MHz	19.78965 GHz	-34.33 dBm	-9.33 dB

Date: 20.JUN.2016 16:26:24

Highest Channel / 16QAM

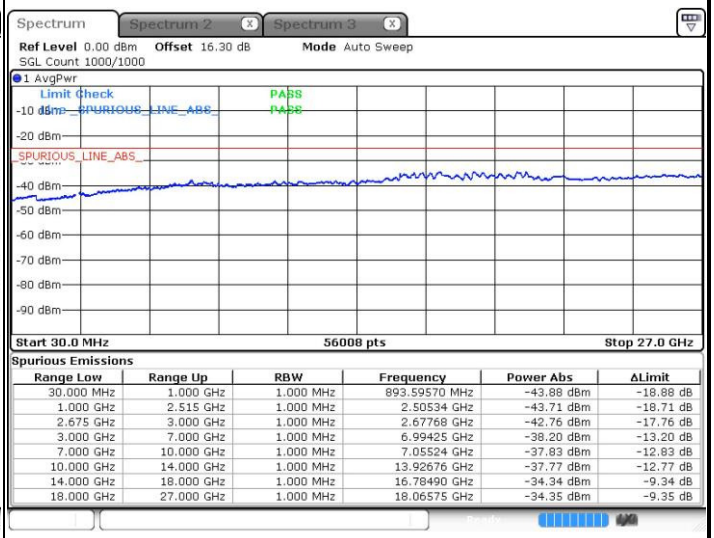

Spurious Emissions

Range Low	Range Up	RBW	Frequency	Power Abs	ΔLimit
30.000 MHz	1.000 GHz	1.000 MHz	893.59570 MHz	-43.88 dBm	-18.88 dB
1.000 GHz	2.515 GHz	1.000 MHz	2.50534 GHz	-43.71 dBm	-18.71 dB
2.675 GHz	3.000 GHz	1.000 MHz	2.67768 GHz	-42.76 dBm	-17.76 dB
3.000 GHz	7.000 GHz	1.000 MHz	6.99425 GHz	-38.20 dBm	-13.20 dB
7.000 GHz	10.000 GHz	1.000 MHz	7.05524 GHz	-37.83 dBm	-12.83 dB
10.000 GHz	14.000 GHz	1.000 MHz	13.92676 GHz	-37.77 dBm	-12.77 dB
14.000 GHz	18.000 GHz	1.000 MHz	16.78490 GHz	-34.34 dBm	-9.34 dB
18.000 GHz	27.000 GHz	1.000 MHz	18.06575 GHz	-34.35 dBm	-9.35 dB

Date: 20.JUN.2016 16:32:44

LTE Band 41 / 15MHz

Lowest Channel / QPSK

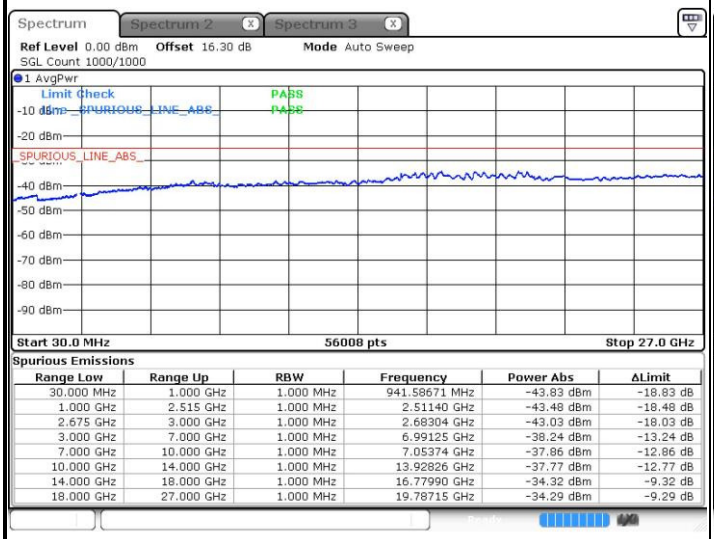

Spurious Emissions

Range Low	Range Up	RBW	Frequency	Power Abs	ΔLimit
30.000 MHz	1.000 GHz	1.000 MHz	941.58671 MHz	-43.83 dBm	-18.83 dB
1.000 GHz	2.515 GHz	1.000 MHz	2.51140 GHz	-43.48 dBm	-18.48 dB
2.675 GHz	3.000 GHz	1.000 MHz	2.68304 GHz	-43.03 dBm	-18.03 dB
3.000 GHz	7.000 GHz	1.000 MHz	6.99125 GHz	-38.24 dBm	-13.24 dB
7.000 GHz	10.000 GHz	1.000 MHz	7.05374 GHz	-37.86 dBm	-12.86 dB
10.000 GHz	14.000 GHz	1.000 MHz	13.92826 GHz	-37.77 dBm	-12.77 dB
14.000 GHz	18.000 GHz	1.000 MHz	16.77990 GHz	-34.32 dBm	-9.32 dB
18.000 GHz	27.000 GHz	1.000 MHz	19.78715 GHz	-34.29 dBm	-9.29 dB

Date: 20.JUN.2016 16:50:46

Lowest Channel / 16QAM

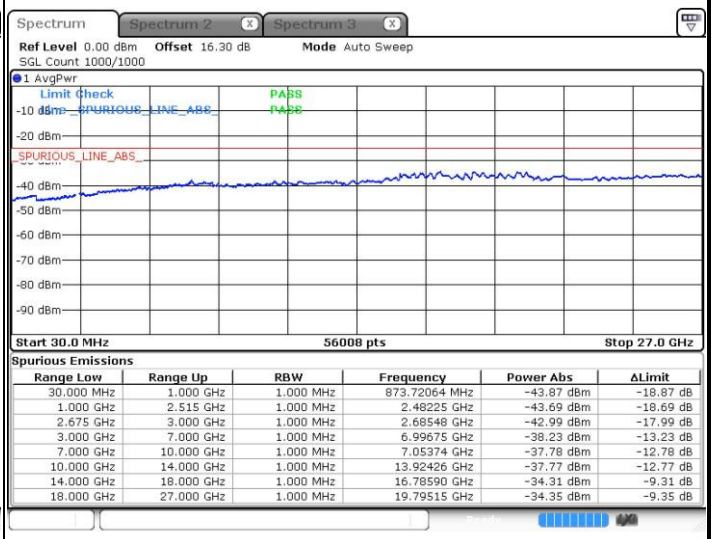

Spurious Emissions

Range Low	Range Up	RBW	Frequency	Power Abs	ΔLimit
30.000 MHz	1.000 GHz	1.000 MHz	873.72064 MHz	-43.87 dBm	-18.87 dB
1.000 GHz	2.515 GHz	1.000 MHz	2.48225 GHz	-43.69 dBm	-18.69 dB
2.675 GHz	3.000 GHz	1.000 MHz	2.68548 GHz	-42.99 dBm	-17.99 dB
3.000 GHz	7.000 GHz	1.000 MHz	6.99675 GHz	-38.23 dBm	-13.23 dB
7.000 GHz	10.000 GHz	1.000 MHz	7.05374 GHz	-37.78 dBm	-12.78 dB
10.000 GHz	14.000 GHz	1.000 MHz	13.92426 GHz	-37.77 dBm	-12.77 dB
14.000 GHz	18.000 GHz	1.000 MHz	16.78590 GHz	-34.31 dBm	-9.31 dB
18.000 GHz	27.000 GHz	1.000 MHz	19.79515 GHz	-34.35 dBm	-9.35 dB

Date: 20.JUN.2016 16:39:04

Middle Channel / QPSK

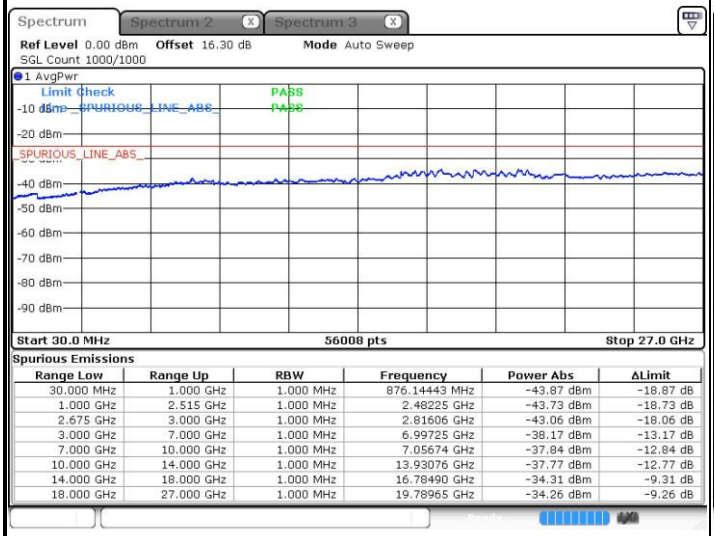

Spurious Emissions

Range Low	Range Up	RBW	Frequency	Power Abs	ΔLimit
30.000 MHz	1.000 GHz	1.000 MHz	876.14443 MHz	-43.87 dBm	-18.87 dB
1.000 GHz	2.515 GHz	1.000 MHz	2.48225 GHz	-43.73 dBm	-18.73 dB
2.675 GHz	3.000 GHz	1.000 MHz	2.81606 GHz	-43.06 dBm	-18.06 dB
3.000 GHz	7.000 GHz	1.000 MHz	6.99725 GHz	-38.17 dBm	-13.17 dB
7.000 GHz	10.000 GHz	1.000 MHz	7.05674 GHz	-37.84 dBm	-12.84 dB
10.000 GHz	14.000 GHz	1.000 MHz	13.93076 GHz	-37.77 dBm	-12.77 dB
14.000 GHz	18.000 GHz	1.000 MHz	16.78490 GHz	-34.31 dBm	-9.31 dB
18.000 GHz	27.000 GHz	1.000 MHz	19.78965 GHz	-34.26 dBm	-9.26 dB

Date: 20.JUN.2016 16:57:46

Middle Channel / 16QAM

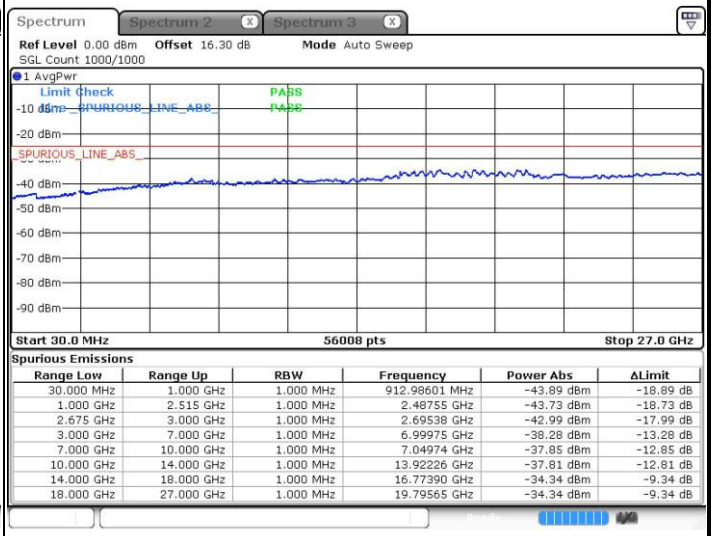

Spurious Emissions

Range Low	Range Up	RBW	Frequency	Power Abs	ΔLimit
30.000 MHz	1.000 GHz	1.000 MHz	912.98601 MHz	-43.89 dBm	-18.89 dB
1.000 GHz	2.515 GHz	1.000 MHz	2.48755 GHz	-43.73 dBm	-18.73 dB
2.675 GHz	3.000 GHz	1.000 MHz	2.69538 GHz	-42.99 dBm	-17.99 dB
3.000 GHz	7.000 GHz	1.000 MHz	6.99975 GHz	-38.28 dBm	-13.28 dB
7.000 GHz	10.000 GHz	1.000 MHz	7.04974 GHz	-37.85 dBm	-12.85 dB
10.000 GHz	14.000 GHz	1.000 MHz	13.92226 GHz	-37.81 dBm	-12.81 dB
14.000 GHz	18.000 GHz	1.000 MHz	16.77390 GHz	-34.34 dBm	-9.34 dB
18.000 GHz	27.000 GHz	1.000 MHz	19.79565 GHz	-34.34 dBm	-9.34 dB

Date: 20.JUN.2016 17:04:09

LTE Band 41 / 15MHz

Highest Channel / QPSK

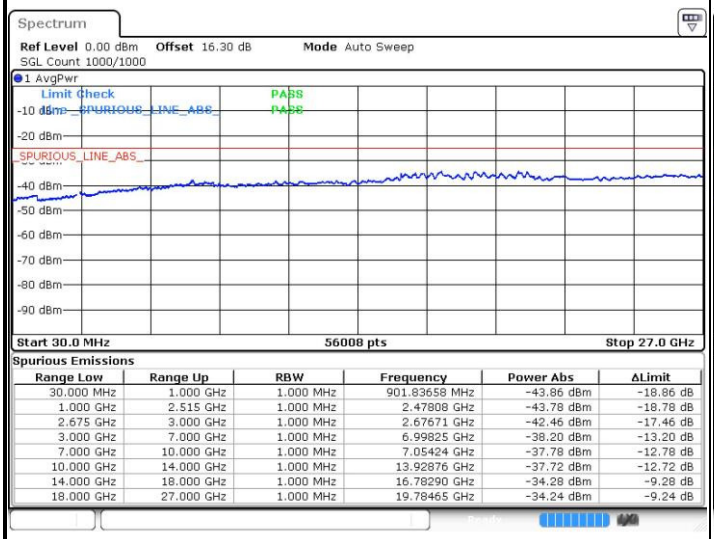

Spurious Emissions

Range Low	Range Up	RBW	Frequency	Power Abs	ΔLimit
30.000 MHz	1.000 GHz	1.000 MHz	901.83658 MHz	-43.86 dBm	-18.86 dB
1.000 GHz	2.515 GHz	1.000 MHz	2.47808 GHz	-43.78 dBm	-18.78 dB
2.675 GHz	3.000 GHz	1.000 MHz	2.67671 GHz	-42.46 dBm	-17.46 dB
3.000 GHz	7.000 GHz	1.000 MHz	6.99825 GHz	-38.20 dBm	-13.20 dB
7.000 GHz	10.000 GHz	1.000 MHz	7.05424 GHz	-37.78 dBm	-12.78 dB
10.000 GHz	14.000 GHz	1.000 MHz	13.92876 GHz	-37.72 dBm	-12.72 dB
14.000 GHz	18.000 GHz	1.000 MHz	16.78290 GHz	-34.28 dBm	-9.28 dB
18.000 GHz	27.000 GHz	1.000 MHz	19.78465 GHz	-34.24 dBm	-9.24 dB

Date: 20.JUN.2016 17:25:05

Highest Channel / 16QAM

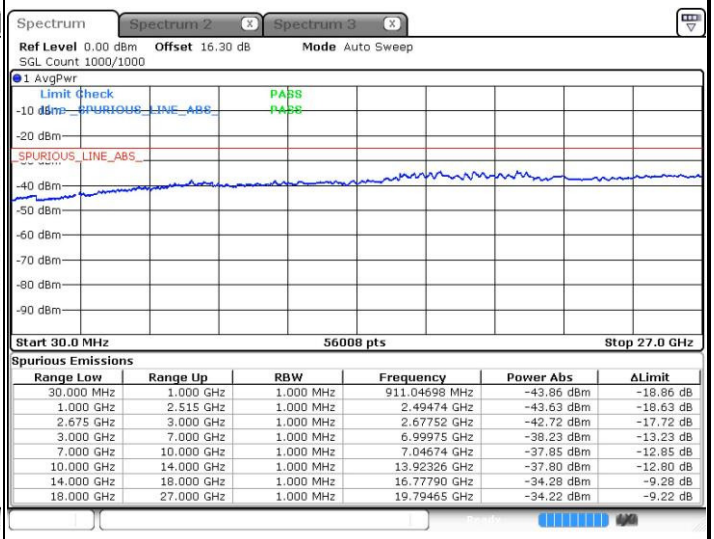

Spurious Emissions

Range Low	Range Up	RBW	Frequency	Power Abs	ΔLimit
30.000 MHz	1.000 GHz	1.000 MHz	911.04698 MHz	-43.86 dBm	-18.86 dB
1.000 GHz	2.515 GHz	1.000 MHz	2.49474 GHz	-43.63 dBm	-18.63 dB
2.675 GHz	3.000 GHz	1.000 MHz	2.67752 GHz	-42.72 dBm	-17.72 dB
3.000 GHz	7.000 GHz	1.000 MHz	6.99975 GHz	-38.23 dBm	-13.23 dB
7.000 GHz	10.000 GHz	1.000 MHz	7.04674 GHz	-37.85 dBm	-12.85 dB
10.000 GHz	14.000 GHz	1.000 MHz	13.92326 GHz	-37.80 dBm	-12.80 dB
14.000 GHz	18.000 GHz	1.000 MHz	16.77790 GHz	-34.28 dBm	-9.28 dB
18.000 GHz	27.000 GHz	1.000 MHz	19.79465 GHz	-34.22 dBm	-9.22 dB

Date: 20.JUN.2016 17:10:50

LTE Band 41 / 20MHz

Lowest Channel / QPSK

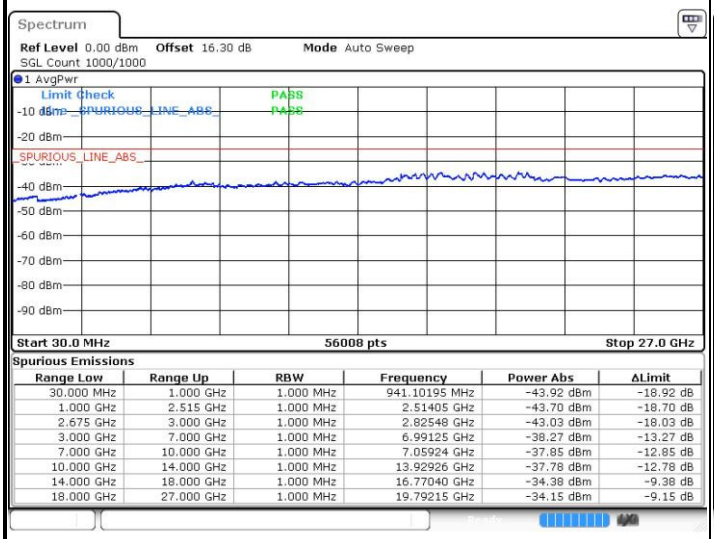

Spurious Emissions

Range Low	Range Up	RBW	Frequency	Power Abs	ΔLimit
30.000 MHz	1.000 GHz	1.000 MHz	941.10195 MHz	-43.92 dBm	-18.92 dB
1.000 GHz	2.515 GHz	1.000 MHz	2.51405 GHz	-43.70 dBm	-18.70 dB
2.675 GHz	3.000 GHz	1.000 MHz	2.82548 GHz	-43.03 dBm	-18.03 dB
3.000 GHz	7.000 GHz	1.000 MHz	6.99125 GHz	-38.27 dBm	-13.27 dB
7.000 GHz	10.000 GHz	1.000 MHz	7.05924 GHz	-37.85 dBm	-12.85 dB
10.000 GHz	14.000 GHz	1.000 MHz	13.92926 GHz	-37.78 dBm	-12.78 dB
14.000 GHz	18.000 GHz	1.000 MHz	16.77040 GHz	-34.38 dBm	-9.38 dB
18.000 GHz	27.000 GHz	1.000 MHz	19.79215 GHz	-34.15 dBm	-9.15 dB

Date: 20.JUN.2016 17:32:04

Lowest Channel / 16QAM

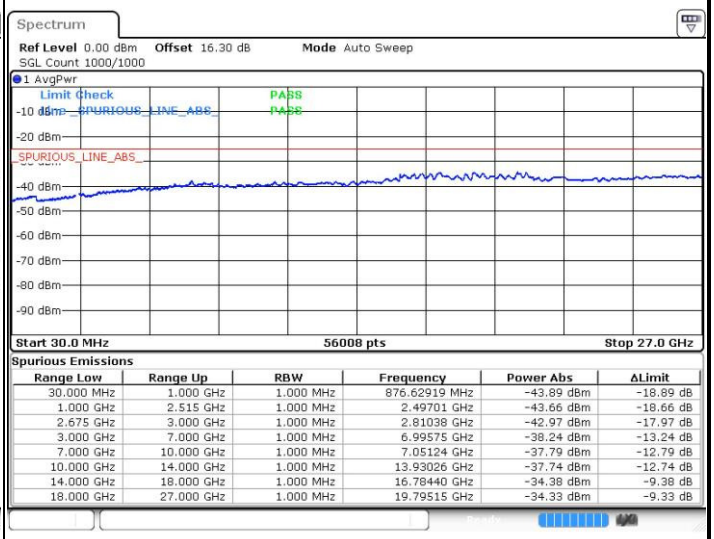

Spurious Emissions

Range Low	Range Up	RBW	Frequency	Power Abs	ΔLimit
30.000 MHz	1.000 GHz	1.000 MHz	876.62919 MHz	-43.89 dBm	-18.89 dB
1.000 GHz	2.515 GHz	1.000 MHz	2.49701 GHz	-43.66 dBm	-18.66 dB
2.675 GHz	3.000 GHz	1.000 MHz	2.81038 GHz	-42.97 dBm	-17.97 dB
3.000 GHz	7.000 GHz	1.000 MHz	6.99575 GHz	-38.24 dBm	-13.24 dB
7.000 GHz	10.000 GHz	1.000 MHz	7.05124 GHz	-37.79 dBm	-12.79 dB
10.000 GHz	14.000 GHz	1.000 MHz	13.93026 GHz	-37.74 dBm	-12.74 dB
14.000 GHz	18.000 GHz	1.000 MHz	16.78440 GHz	-34.38 dBm	-9.38 dB
18.000 GHz	27.000 GHz	1.000 MHz	19.79515 GHz	-34.33 dBm	-9.33 dB

Date: 20.JUN.2016 17:38:23

LTE Band 41 / 20MHz

Middle Channel / QPSK

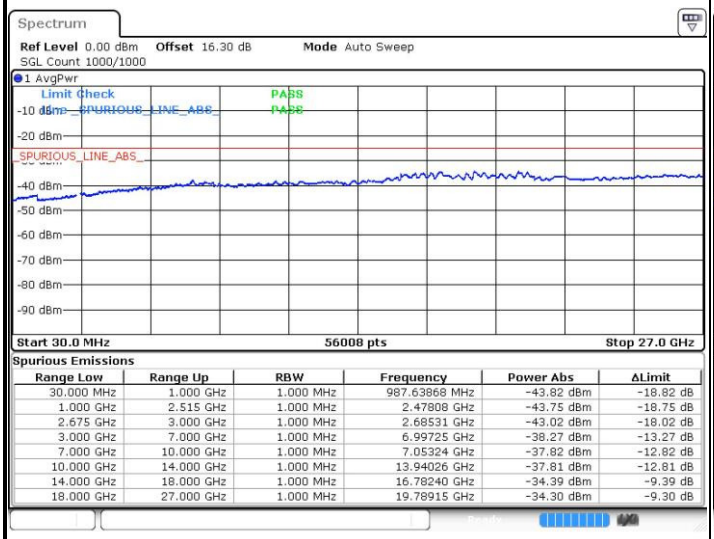

Spurious Emissions

Range Low	Range Up	RBW	Frequency	Power Abs	ΔLimit
30.000 MHz	1.000 GHz	1.000 MHz	987.63868 MHz	-43.82 dBm	-18.82 dB
1.000 GHz	2.515 GHz	1.000 MHz	2.47808 GHz	-43.75 dBm	-18.75 dB
2.675 GHz	3.000 GHz	1.000 MHz	2.68531 GHz	-43.02 dBm	-18.02 dB
3.000 GHz	7.000 GHz	1.000 MHz	6.99725 GHz	-38.27 dBm	-13.27 dB
7.000 GHz	10.000 GHz	1.000 MHz	7.05324 GHz	-37.82 dBm	-12.82 dB
10.000 GHz	14.000 GHz	1.000 MHz	13.94026 GHz	-37.81 dBm	-12.81 dB
14.000 GHz	18.000 GHz	1.000 MHz	16.78240 GHz	-34.39 dBm	-9.39 dB
18.000 GHz	27.000 GHz	1.000 MHz	19.78915 GHz	-34.30 dBm	-9.30 dB

Date: 20.JUN.2016 17:51:34

Middle Channel / 16QAM

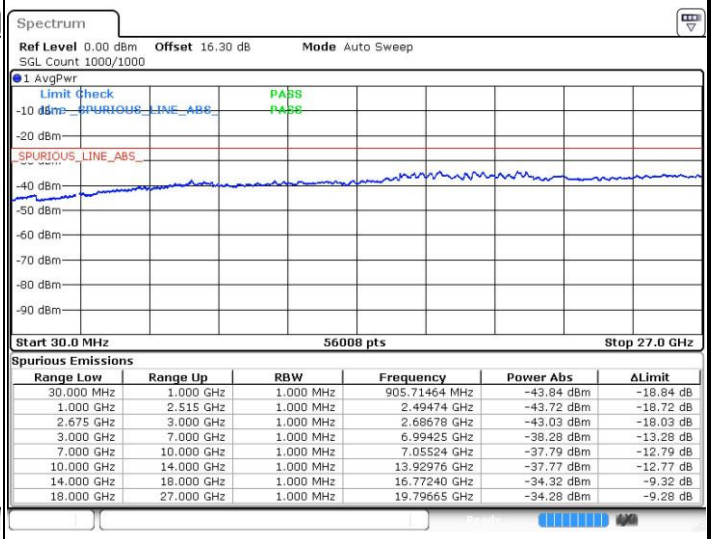

Spurious Emissions

Range Low	Range Up	RBW	Frequency	Power Abs	ΔLimit
30.000 MHz	1.000 GHz	1.000 MHz	905.71464 MHz	-43.84 dBm	-18.84 dB
1.000 GHz	2.515 GHz	1.000 MHz	2.49474 GHz	-43.72 dBm	-18.72 dB
2.675 GHz	3.000 GHz	1.000 MHz	2.68678 GHz	-43.03 dBm	-18.03 dB
3.000 GHz	7.000 GHz	1.000 MHz	6.99425 GHz	-38.28 dBm	-13.28 dB
7.000 GHz	10.000 GHz	1.000 MHz	7.05524 GHz	-37.79 dBm	-12.79 dB
10.000 GHz	14.000 GHz	1.000 MHz	13.92976 GHz	-37.77 dBm	-12.77 dB
14.000 GHz	18.000 GHz	1.000 MHz	16.77240 GHz	-34.32 dBm	-9.32 dB
18.000 GHz	27.000 GHz	1.000 MHz	19.79665 GHz	-34.28 dBm	-9.28 dB

Date: 20.JUN.2016 17:44:52

Highest Channel / QPSK

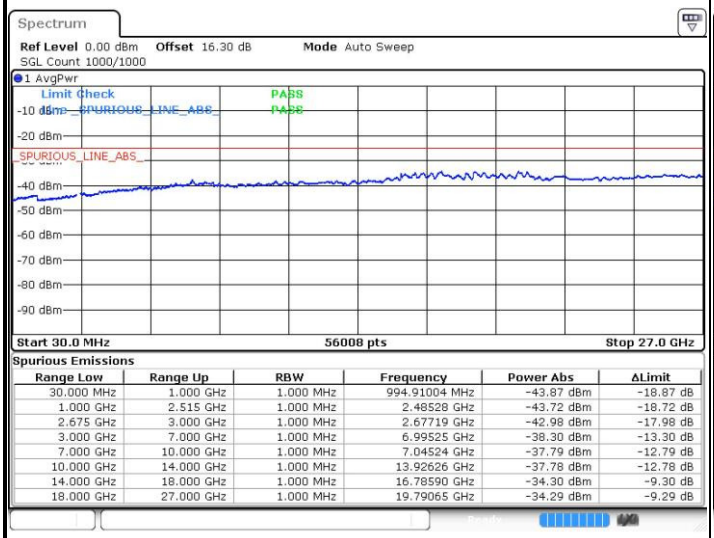

Spurious Emissions

Range Low	Range Up	RBW	Frequency	Power Abs	ΔLimit
30.000 MHz	1.000 GHz	1.000 MHz	994.91004 MHz	-43.87 dBm	-18.87 dB
1.000 GHz	2.515 GHz	1.000 MHz	2.48528 GHz	-43.72 dBm	-18.72 dB
2.675 GHz	3.000 GHz	1.000 MHz	2.67719 GHz	-42.98 dBm	-17.98 dB
3.000 GHz	7.000 GHz	1.000 MHz	6.99525 GHz	-38.30 dBm	-13.30 dB
7.000 GHz	10.000 GHz	1.000 MHz	7.04524 GHz	-37.79 dBm	-12.79 dB
10.000 GHz	14.000 GHz	1.000 MHz	13.92626 GHz	-37.78 dBm	-12.78 dB
14.000 GHz	18.000 GHz	1.000 MHz	16.78590 GHz	-34.30 dBm	-9.30 dB
18.000 GHz	27.000 GHz	1.000 MHz	19.79065 GHz	-34.29 dBm	-9.29 dB

Date: 20.JUN.2016 17:59:08

Highest Channel / 16QAM

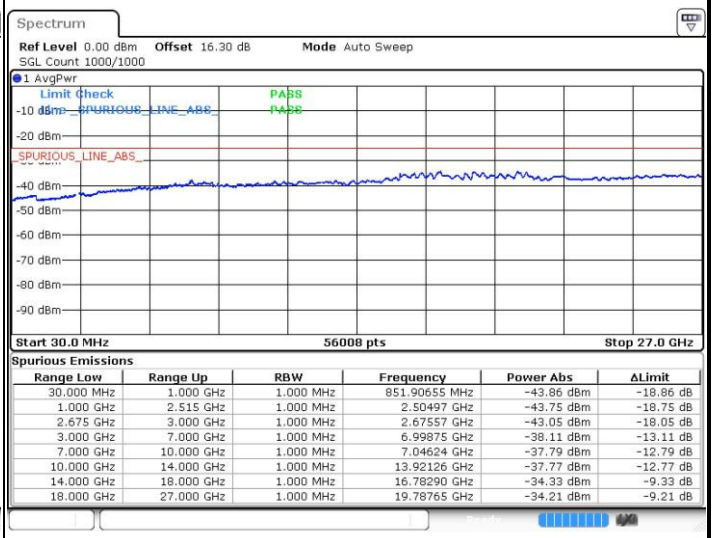

Spurious Emissions

Range Low	Range Up	RBW	Frequency	Power Abs	ΔLimit
30.000 MHz	1.000 GHz	1.000 MHz	851.90655 MHz	-43.86 dBm	-18.86 dB
1.000 GHz	2.515 GHz	1.000 MHz	2.50497 GHz	-43.75 dBm	-18.75 dB
2.675 GHz	3.000 GHz	1.000 MHz	2.67557 GHz	-43.05 dBm	-18.05 dB
3.000 GHz	7.000 GHz	1.000 MHz	6.99875 GHz	-38.11 dBm	-13.11 dB
7.000 GHz	10.000 GHz	1.000 MHz	7.04624 GHz	-37.79 dBm	-12.79 dB
10.000 GHz	14.000 GHz	1.000 MHz	13.92126 GHz	-37.77 dBm	-12.77 dB
14.000 GHz	18.000 GHz	1.000 MHz	16.78290 GHz	-34.33 dBm	-9.33 dB
18.000 GHz	27.000 GHz	1.000 MHz	19.78765 GHz	-34.21 dBm	-9.21 dB

Date: 20.JUN.2016 18:06:06

Frequency Stability

Test Conditions		LTE Band 41 (QPSK) / Middle Channel	Limit
Temperature (°C)	Voltage (Volt)	BW 10MHz	Note 2.
		Deviation (ppm)	Result
50	Normal Voltage	0.0119	PASS
40	Normal Voltage	0.0122	
30	Normal Voltage	0.0113	
20(Ref.)	Normal Voltage	0.0000	
10	Normal Voltage	0.0117	
0	Normal Voltage	0.0111	
-10	Normal Voltage	0.0121	
-20	Normal Voltage	0.0000	
-30	Normal Voltage	0.0118	
20	Maximum Voltage	0.0006	
20	Normal Voltage	0.0000	
20	Battery End Point	0.0008	

Note:

1. Normal Voltage = 3.9 V. ；Battery End Point (BEP) = 3.4 V.；Maximum Voltage =4.35 V
2. Note: The frequency fundamental emissions stay within the authorized frequency block based on the frequency deviation measured is small.

Appendix B. Test Results of Radiated Test

ERP/ERIP

LTE Band 2 / 1.4MHz (Average)							
Channel	Mode	RB		Horizontal		Vertical	
		Size	Offset	EIRP(dBm)	EIRP(W)	EIRP(dBm)	EIRP(W)
Lowest	QPSK	3	1	22.84	0.1923	22.62	0.1828
Middle		3	1	22.54	0.1795	21.79	0.1510
Highest		3	1	22.15	0.1641	22.42	0.1746
Lowest	16QAM	3	3	21.73	0.1489	21.54	0.1426
Middle		3	3	20.95	0.1245	20.60	0.1148
Highest		3	3	21.20	0.1318	21.18	0.1312
Limit	EIRP < 2W			Result		PASS	

LTE Band 2 / 3MHz (Average)							
Channel	Mode	RB		Horizontal		Vertical	
		Size	Offset	EIRP(dBm)	EIRP(W)	EIRP(dBm)	EIRP(W)
Lowest	QPSK	1	8	22.49	0.1774	22.34	0.1714
Middle		1	8	21.97	0.1574	21.60	0.1445
Highest		1	8	21.95	0.1567	22.05	0.1603
Lowest	16QAM	1	14	21.51	0.1416	21.07	0.1279
Middle		1	14	21.13	0.1297	20.73	0.1183
Highest		1	14	20.85	0.1216	21.21	0.1321
Limit	EIRP < 2W			Result		PASS	

LTE Band 2 / 5MHz (Average)							
Channel	Mode	RB		Horizontal		Vertical	
		Size	Offset	EIRP(dBm)	EIRP(W)	EIRP(dBm)	EIRP(W)
Lowest	QPSK	1	12	22.89	0.1945	22.33	0.1710
Middle		1	12	21.96	0.1570	21.60	0.1445
Highest		1	12	22.09	0.1618	22.31	0.1702
Lowest	16QAM	1	12	21.92	0.1556	21.84	0.1528
Middle		1	12	21.36	0.1368	21.00	0.1259
Highest		1	12	21.08	0.1282	21.30	0.1349
Limit	EIRP < 2W			Result		PASS	

LTE Band 2 / 10MHz (Average)							
Channel	Mode	RB		Horizontal		Vertical	
		Size	Offset	EIRP(dBm)	EIRP(W)	EIRP(dBm)	EIRP(W)
Lowest	QPSK	1	25	22.69	0.1858	22.48	0.1770
Middle		1	25	22.08	0.1614	21.72	0.1486
Highest		1	25	21.81	0.1517	22.03	0.1596
Lowest	16QAM	1	0	21.57	0.1435	21.36	0.1368
Middle		1	0	21.16	0.1306	20.81	0.1205
Highest		1	0	20.73	0.1183	21.03	0.1268
Limit	EIRP < 2W			Result		PASS	

LTE Band 2 / 15MHz (Average)							
Channel	Mode	RB		Horizontal		Vertical	
		Size	Offset	EIRP(dBm)	EIRP(W)	EIRP(dBm)	EIRP(W)
Lowest	QPSK	1	37	22.42	0.1746	22.54	0.1795
Middle		1	37	22.24	0.1675	21.88	0.1542
Highest		1	37	22.36	0.1722	22.62	0.1828
Lowest	16QAM	1	37	21.86	0.1535	21.74	0.1493
Middle		1	37	21.35	0.1365	21.00	0.1259
Highest		1	37	21.26	0.1337	21.45	0.1396
Limit	EIRP < 2W			Result		PASS	

LTE Band 2 / 20MHz (Average)							
Channel	Mode	RB		Horizontal		Vertical	
		Size	Offset	EIRP(dBm)	EIRP(W)	EIRP(dBm)	EIRP(W)
Lowest	QPSK	1	49	22.68	0.1854	22.47	0.1766
Middle		1	49	22.08	0.1614	21.79	0.1510
Highest		1	49	22.09	0.1618	21.85	0.1531
Lowest	16QAM	1	49	21.29	0.1346	21.16	0.1306
Middle		1	49	21.02	0.1265	20.68	0.1169
Highest		1	49	20.78	0.1197	20.48	0.1117
Limit	EIRP < 2W			Result		PASS	

LTE Band 4 / 1.4MHz (Average)							
Channel	Mode	RB		Horizontal		Vertical	
		Size	Offset	EIRP(dBm)	EIRP(W)	EIRP(dBm)	EIRP(W)
Lowest	QPSK	1	3	22.37	0.1726	21.86	0.1535
Middle		1	3	21.77	0.1503	21.32	0.1355
Highest		1	3	21.90	0.1549	21.57	0.1435
Lowest	16QAM	3	3	21.60	0.1445	21.02	0.1265
Middle		3	3	20.92	0.1236	20.73	0.1183
Highest		3	3	21.16	0.1306	20.78	0.1197
Limit	EIRP < 1W			Result		PASS	

LTE Band 4 / 3MHz (Average)							
Channel	Mode	RB		Horizontal		Vertical	
		Size	Offset	EIRP(dBm)	EIRP(W)	EIRP(dBm)	EIRP(W)
Lowest	QPSK	1	0	22.41	0.1742	21.94	0.1563
Middle		1	0	21.97	0.1574	21.60	0.1445
Highest		1	0	21.95	0.1567	21.51	0.1416
Lowest	16QAM	1	8	21.31	0.1352	20.86	0.1219
Middle		1	8	20.78	0.1197	20.31	0.1074
Highest		1	8	20.83	0.1211	20.48	0.1117
Limit	EIRP < 1W			Result		PASS	

LTE Band 4 / 5MHz (Average)							
Channel	Mode	RB		Horizontal		Vertical	
		Size	Offset	EIRP(dBm)	EIRP(W)	EIRP(dBm)	EIRP(W)
Lowest	QPSK	1	12	22.39	0.1734	21.72	0.1486
Middle		1	12	21.80	0.1514	21.55	0.1429
Highest		1	12	22.32	0.1706	21.51	0.1416
Lowest	16QAM	1	12	21.67	0.1469	21.26	0.1337
Middle		1	12	21.37	0.1371	20.96	0.1247
Highest		1	12	21.35	0.1365	21.04	0.1271
Limit	EIRP < 1W			Result		PASS	

LTE Band 4 / 10MHz (Average)							
Channel	Mode	RB		Horizontal		Vertical	
		Size	Offset	EIRP(dBm)	EIRP(W)	EIRP(dBm)	EIRP(W)
Lowest	QPSK	1	25	22.18	0.1652	21.86	0.1535
Middle		1	25	21.89	0.1545	21.58	0.1439
Highest		1	25	21.98	0.1578	21.52	0.1419
Lowest	16QAM	1	0	21.50	0.1413	20.98	0.1253
Middle		1	0	20.99	0.1256	20.47	0.1114
Highest		1	0	21.07	0.1279	20.29	0.1069
Limit	EIRP < 1W			Result		PASS	

LTE Band 4 / 15MHz (Average)							
Channel	Mode	RB		Horizontal		Vertical	
		Size	Offset	EIRP(dBm)	EIRP(W)	EIRP(dBm)	EIRP(W)
Lowest	QPSK	1	37	22.44	0.1754	22.01	0.1589
Middle		1	37	22.27	0.1687	21.82	0.1521
Highest		1	37	21.78	0.1507	21.41	0.1384
Lowest	16QAM	1	37	21.78	0.1507	21.25	0.1334
Middle		1	37	21.38	0.1374	20.92	0.1236
Highest		1	37	21.15	0.1303	20.92	0.1236
Limit	EIRP < 1W			Result		PASS	

LTE Band 4 / 20MHz (Average)							
Channel	Mode	RB		Horizontal		Vertical	
		Size	Offset	EIRP(dBm)	EIRP(W)	EIRP(dBm)	EIRP(W)
Lowest	QPSK	1	49	22.55	0.1799	22.04	0.1600
Middle		1	49	22.07	0.1611	21.63	0.1455
Highest		1	49	21.96	0.1570	21.58	0.1439
Lowest	16QAM	1	0	21.17	0.1309	20.35	0.1084
Middle		1	0	20.54	0.1132	19.92	0.0982
Highest		1	0	21.17	0.1309	20.55	0.1135
Limit	EIRP < 1W			Result		PASS	

LTE Band 12 / 1.4MHz (Average)							
Channel	Mode	RB		Horizontal		Vertical	
		Size	Offset	ERP(dBm)	ERP(W)	ERP(dBm)	ERP(W)
Lowest	QPSK	3	0	17.00	0.0501	18.35	0.0684
Middle		3	0	18.15	0.0653	19.55	0.0902
Highest		3	0	18.98	0.0791	19.67	0.0927
Lowest	16QAM	3	3	14.56	0.0286	15.92	0.0391
Middle		3	3	15.99	0.0397	17.28	0.0535
Highest		3	3	16.51	0.0448	17.54	0.0568
Limit	ERP < 3W			Result		PASS	

LTE Band 12 / 3MHz (Average)							
Channel	Mode	RB		Horizontal		Vertical	
		Size	Offset	ERP(dBm)	ERP(W)	ERP(dBm)	ERP(W)
Lowest	QPSK	1	8	16.82	0.0481	18.22	0.0664
Middle		1	8	17.92	0.0619	19.41	0.0873
Highest		1	8	18.86	0.0769	19.75	0.0944
Lowest	16QAM	1	14	14.84	0.0305	15.96	0.0394
Middle		1	14	15.73	0.0374	16.58	0.0455
Highest		1	14	16.19	0.0416	17.70	0.0589
Limit	ERP < 3W			Result		PASS	

LTE Band 12 / 5MHz (Average)							
Channel	Mode	RB		Horizontal		Vertical	
		Size	Offset	ERP(dBm)	ERP(W)	ERP(dBm)	ERP(W)
Lowest	QPSK	1	12	17.52	0.0565	18.47	0.0703
Middle		1	12	17.91	0.0618	19.38	0.0867
Highest		1	12	18.95	0.0785	19.61	0.0914
Lowest	16QAM	1	12	15.16	0.0328	16.26	0.0423
Middle		1	12	15.91	0.0390	17.18	0.0522
Highest		1	12	16.48	0.0445	17.44	0.0555
Limit	ERP < 3W			Result		PASS	

LTE Band 12 / 10MHz (Average)							
Channel	Mode	RB		Horizontal		Vertical	
		Size	Offset	ERP(dBm)	ERP(W)	ERP(dBm)	ERP(W)
Lowest	QPSK	1	25	17.67	0.0585	19.05	0.0804
Middle		1	25	18.07	0.0641	19.25	0.0841
Highest		1	25	18.67	0.0736	19.47	0.0885
Lowest	16QAM	1	25	15.15	0.0327	16.44	0.0441
Middle		1	25	15.54	0.0358	16.83	0.0482
Highest		1	25	16.07	0.0405	16.96	0.0497
Limit	ERP < 3W			Result		PASS	

LTE Band 17 / 5MHz (Average)							
Channel	Mode	RB		Horizontal		Vertical	
		Size	Offset	ERP(dBm)	ERP(W)	ERP(dBm)	ERP(W)
Lowest	QPSK	1	12	18.02	0.0634	19.37	0.0865
Middle		1	12	18.45	0.0700	19.67	0.0927
Highest		1	12	18.98	0.0791	19.75	0.0944
Lowest	16QAM	1	24	16.07	0.0405	16.73	0.0471
Middle		1	24	15.95	0.0394	17.07	0.0509
Highest		1	24	16.14	0.0411	17.94	0.0622
Limit	ERP < 3W			Result		PASS	

LTE Band 17 / 10MHz (Average)							
Channel	Mode	RB		Horizontal		Vertical	
		Size	Offset	ERP(dBm)	ERP(W)	ERP(dBm)	ERP(W)
Lowest	QPSK	1	25	18.55	0.0716	19.71	0.0935
Middle		1	25	18.67	0.0736	19.67	0.0927
Highest		1	25	18.69	0.0740	19.61	0.0914
Lowest	16QAM	1	25	15.95	0.0394	17.21	0.0526
Middle		1	25	16.12	0.0409	17.09	0.0512
Highest		1	25	16.19	0.0416	16.99	0.0500
Limit	ERP < 3W			Result		PASS	

LTE Band 41 / 5MHz (Average)							
Channel	Mode	RB		Horizontal		Vertical	
		Size	Offset	EIRP(dBm)	EIRP(W)	EIRP(dBm)	EIRP(W)
Lowest	QPSK	1	12	25.17	0.3289	23.04	0.2014
Middle		1	12	24.29	0.2685	23.47	0.2223
Highest		1	12	25.02	0.3177	22.20	0.1660
Lowest	16QAM	1	12	23.82	0.2410	21.69	0.1476
Middle		1	12	23.76	0.2377	22.17	0.1648
Highest		1	12	22.81	0.1910	22.50	0.1778
Limit	EIRP < 2W			Result		PASS	

LTE Band 41 / 10MHz (Average)							
Channel	Mode	RB		Horizontal		Vertical	
		Size	Offset	EIRP(dBm)	EIRP(W)	EIRP(dBm)	EIRP(W)
Lowest	QPSK	1	25	24.32	0.2704	23.17	0.2075
Middle		1	25	23.98	0.2500	22.69	0.1858
Highest		1	25	25.17	0.3289	22.43	0.1750
Lowest	16QAM	1	25	23.73	0.2360	21.91	0.1552
Middle		1	25	22.68	0.1854	21.57	0.1435
Highest		1	25	24.06	0.2547	21.43	0.1390
Limit	EIRP < 2W			Result		PASS	

LTE Band 41 / 15MHz (Average)							
Channel	Mode	RB		Horizontal		Vertical	
		Size	Offset	EIRP(dBm)	EIRP(W)	EIRP(dBm)	EIRP(W)
Lowest	QPSK	1	37	25.39	0.3459	23.30	0.2138
Middle		1	37	24.89	0.3083	22.65	0.1841
Highest		1	37	25.36	0.3436	22.29	0.1694
Lowest	16QAM	1	37	24.22	0.2642	22.17	0.1648
Middle		1	37	23.79	0.2393	22.17	0.1648
Highest		1	37	24.23	0.2649	22.51	0.1782
Limit	EIRP < 2W			Result		PASS	

LTE Band 41 / 20MHz (Average)							
Channel	Mode	RB		Horizontal		Vertical	
		Size	Offset	EIRP(dBm)	EIRP(W)	EIRP(dBm)	EIRP(W)
Lowest	QPSK	1	49	24.55	0.2851	23.45	0.2213
Middle		1	49	24.88	0.3076	22.77	0.1892
Highest		1	49	25.32	0.3404	22.66	0.1845
Lowest	16QAM	1	49	23.70	0.2344	22.09	0.1618
Middle		1	49	22.74	0.1879	20.24	0.1057
Highest		1	49	23.91	0.2460	21.24	0.1330
Limit	EIRP < 2W			Result		PASS	

LTE Band 38 / 5MHz (Average)							
Channel	Mode	RB		Horizontal		Vertical	
		Size	Offset	EIRP(dBm)	EIRP(W)	EIRP(dBm)	EIRP(W)
Lowest	QPSK	1	12	22.29	0.1694	23.08	0.2032
Middle		1	12	22.36	0.1722	22.99	0.1991
Highest		1	12	23.17	0.2075	23.63	0.2307
Lowest	16QAM	1	12	21.30	0.1349	21.94	0.1563
Middle		1	12	21.19	0.1315	21.83	0.1524
Highest		1	12	21.92	0.1556	22.40	0.1738
Limit	EIRP < 2W			Result		PASS	

LTE Band 38 / 10MHz (Average)							
Channel	Mode	RB		Horizontal		Vertical	
		Size	Offset	EIRP(dBm)	EIRP(W)	EIRP(dBm)	EIRP(W)
Lowest	QPSK	1	25	22.23	0.1671	22.93	0.1963
Middle		1	25	22.22	0.1667	22.84	0.1923
Highest		1	25	22.92	0.1959	23.62	0.2301
Lowest	16QAM	1	25	21.14	0.1300	21.79	0.1510
Middle		1	25	21.11	0.1291	21.74	0.1493
Highest		1	25	21.83	0.1524	22.43	0.1750
Limit	EIRP < 2W			Result		PASS	

LTE Band 38 / 15MHz (Average)							
Channel	Mode	RB		Horizontal		Vertical	
		Size	Offset	EIRP(dBm)	EIRP(W)	EIRP(dBm)	EIRP(W)
Lowest	QPSK	1	37	21.91	0.1552	22.77	0.1892
Middle		1	37	22.30	0.1698	22.92	0.1959
Highest		1	37	22.75	0.1884	23.46	0.2218
Lowest	16QAM	1	37	20.76	0.1191	21.62	0.1452
Middle		1	37	21.19	0.1315	21.80	0.1514
Highest		1	37	21.53	0.1422	22.24	0.1675
Limit	EIRP < 2W			Result		PASS	

LTE Band 38 / 20MHz (Average)							
Channel	Mode	RB		Horizontal		Vertical	
		Size	Offset	EIRP(dBm)	EIRP(W)	EIRP(dBm)	EIRP(W)
Lowest	QPSK	1	49	21.98	0.1578	22.86	0.1932
Middle		1	49	22.27	0.1687	22.90	0.1950
Highest		1	49	22.97	0.1982	23.39	0.2183
Lowest	16QAM	1	49	20.70	0.1175	21.51	0.1416
Middle		1	49	20.81	0.1205	21.62	0.1452
Highest		1	49	21.60	0.1445	22.05	0.1603
Limit	EIRP < 2W			Result		PASS	

Radiated Spurious Emission

LTE Band 2

LTE Band 2 / 1.4MHz / QPSK									
Channel	Frequency (MHz)	EIRP (dBm)	Limit (dBm)	Over Limit (dB)	SPA Reading (dBm)	S.G. Power (dBm)	TX Cable loss (dB)	TX Antenna Gain (dBi)	Polarization (H/V)
Lowest	3702	-60.32	-13	-47.32	-54.13	-66.89	1.67	8.24	H
	5550	-64.49	-13	-51.49	-65.06	-71.56	2.65	9.72	H
	7404	-59.89	-13	-46.89	-65.87	-69.04	2.46	11.61	H
									H
									H
									H
									H
	3702	-62.62	-13	-49.62	-56.18	-69.19	1.67	8.24	V
	5550	-63.04	-13	-50.04	-63.57	-70.11	2.65	9.72	V
	7404	-58.70	-13	-45.70	-64.99	-67.85	2.46	11.61	V
									V
									V
									V
									V
Middle	3762	-64.79	-13	-51.79	-58.68	-71.42	1.69	8.31	H
	5640	-64.45	-13	-51.45	-65.26	-71.50	2.71	9.76	H
	7520	-59.83	-13	-46.83	-66.09	-69.22	2.42	11.81	H
									H
									H
									H
									H
	3762	-63.46	-13	-50.46	-57.11	-70.09	1.69	8.31	V
	5640	-63.34	-13	-50.34	-64.09	-70.39	2.71	9.76	V
	7520	-59.11	-13	-46.11	-65.68	-68.50	2.42	11.81	V
									V
									V
									V
									V

Highest	3816	-59.92	-13	-46.92	-53.92	-66.6	1.70	8.38	H
	5730	-63.03	-13	-50.03	-64.08	-70.06	2.76	9.79	H
	7638	-59.80	-13	-46.80	-66.28	-69.3	2.38	11.88	H
									H
									H
									H
									H
	3816	-63.97	-13	-50.97	-57.73	-70.65	1.70	8.38	V
	5730	-61.86	-13	-48.86	-62.83	-68.89	2.76	9.79	V
	7638	-59.02	-13	-46.02	-65.69	-68.52	2.38	11.88	V
									V
									V
									V
									V

Remark: Spurious emissions within 30-1000MHz were found more than 20dB below limit line.

LTE Band 2 / 3MHz / QPSK									
Channel	Frequency (MHz)	EIRP (dBm)	Limit (dBm)	Over Limit (dB)	SPA Reading (dBm)	S.G. Power (dBm)	TX Cable loss (dB)	TX Antenna Gain (dBi)	Polarization (H/V)
Lowest	3702	-62.23	-13	-49.23	-56.07	-68.80	1.67	8.24	H
	5556	-60.10	-13	-47.10	-60.69	-67.17	2.66	9.72	H
	7406	-59.80	-13	-46.80	-65.81	-68.95	2.46	11.61	H
									H
									H
									H
									H
	3702	-62.84	-13	-49.84	-56.41	-69.41	1.67	8.24	V
	5556	-62.13	-13	-49.13	-62.69	-69.20	2.66	9.72	V
	7406	-58.96	-13	-45.96	-65.27	-68.11	2.46	11.61	V
									V
									V
									V
									V
Middle	3762	-64.87	-13	-51.87	-58.85	-71.50	1.69	8.31	H
	5640	-62.05	-13	-49.05	-62.91	-69.10	2.71	9.76	H
	7520	-60.16	-13	-47.16	-66.47	-69.55	2.42	11.81	H
									H
									H
									H
									H
	3762	-63.49	-13	-50.49	-57.14	-70.12	1.69	8.31	V
	5640	-60.35	-13	-47.35	-61.14	-67.40	2.71	9.76	V
	7520	-59.10	-13	-46.10	-65.65	-68.49	2.42	11.81	V
									V
									V
									V
									V

Highest	3816	-61.82	-13	-48.82	-55.78	-68.5	1.70	8.38	H
	5724	-61.61	-13	-48.61	-62.72	-68.65	2.75	9.79	H
	7632	-59.02	-13	-46.02	-65.51	-68.51	2.39	11.88	H
									H
									H
									H
									H
	3816	-62.38	-13	-49.38	-56.14	-69.06	1.70	8.38	V
	5724	-61.52	-13	-48.52	-62.53	-68.56	2.75	9.79	V
	7632	-58.20	-13	-45.20	-64.87	-67.69	2.39	11.88	V
									V
									V
									V
									V

Remark: Spurious emissions within 30-1000MHz were found more than 20dB below limit line.

LTE Band 2 / 5MHz / QPSK									
Channel	Frequency (MHz)	EIRP (dBm)	Limit (dBm)	Over Limit (dB)	SPA Reading (dBm)	S.G. Power (dBm)	TX Cable loss (dB)	TX Antenna Gain (dBi)	Polarization (H/V)
Lowest	3702	-60.25	-13	-47.25	-54.09	-66.82	1.67	8.24	H
	5556	-59.33	-13	-46.33	-59.92	-66.40	2.66	9.72	H
	7410	-60.00	-13	-47.00	-66	-69.16	2.46	11.62	H
									H
									H
									H
									H
	3702	-62.28	-13	-49.28	-55.84	-68.85	1.67	8.24	V
	5556	-58.74	-13	-45.74	-59.3	-65.81	2.66	9.72	V
	7410	-58.74	-13	-45.74	-65.05	-67.90	2.46	11.62	V
									V
									V
									V
									V
Middle	3762	-63.72	-13	-50.72	-57.6	-70.35	1.69	8.31	H
	5640	-64.40	-13	-51.40	-65.26	-71.45	2.71	9.76	H
	7518	-59.91	-13	-46.91	-66.14	-69.30	2.42	11.81	H
									H
									H
									H
									H
	3762	-61.90	-13	-48.90	-55.56	-68.53	1.69	8.31	V
	5640	-62.85	-13	-49.85	-63.61	-69.90	2.71	9.76	V
	7518	-58.51	-13	-45.51	-65.03	-67.90	2.42	11.81	V
									V
									V
									V
									V

Highest	3816	-61.92	-13	-48.92	-55.92	-68.6	1.70	8.38	H
	5724	-61.08	-13	-48.08	-62.14	-68.12	2.75	9.79	H
	7630	-59.31	-13	-46.31	-65.75	-68.8	2.39	11.88	H
									H
									H
									H
									H
	3816	-63.67	-13	-50.67	-57.44	-70.35	1.70	8.38	V
	5724	-61.41	-13	-48.41	-62.38	-68.45	2.75	9.79	V
	7630	-58.58	-13	-45.58	-65.25	-68.07	2.39	11.88	V
									V
									V
									V
									V

Remark: Spurious emissions within 30-1000MHz were found more than 20dB below limit line.

LTE Band 2 / 10MHz / QPSK									
Channel	Frequency (MHz)	EIRP (dBm)	Limit (dBm)	Over Limit (dB)	SPA Reading (dBm)	S.G. Power (dBm)	TX Cable loss (dB)	TX Antenna Gain (dBi)	Polarization (H/V)
Lowest	3708	-60.62	-13	-47.62	-54.43	-67.20	1.67	8.25	H
	5568	-63.49	-13	-50.49	-64.11	-70.55	2.66	9.73	H
	7422	-59.27	-13	-46.27	-65.29	-68.46	2.45	11.64	H
	12990	-52.68	-13	-39.68	-69.81	-62.74	2.93	12.99	H
									H
									H
									H
	3708	-59.60	-13	-46.60	-53.16	-66.18	1.67	8.25	V
	5568	-63.39	-13	-50.39	-63.97	-70.45	2.66	9.73	V
	7422	-58.99	-13	-45.99	-65.31	-68.18	2.45	11.64	V
	12990	-53.07	-13	-40.07	-69.38	-63.13	2.93	12.99	V
									V
									V
									V
Middle	3762	-59.92	-13	-46.92	-53.79	-66.55	1.69	8.31	H
	5640	-62.46	-13	-49.46	-63.27	-69.51	2.71	9.76	H
	7518	-58.10	-13	-45.10	-64.33	-67.49	2.42	11.81	H
	9399	-53.13	-13	-40.13	-63.64	-63.10	2.57	12.54	H
	13158	-49.50	-13	-36.50	-67.07	-59.75	2.97	13.22	H
									H
									H
	3762	-58.48	-13	-45.48	-52.13	-65.11	1.69	8.31	V
	5640	-60.98	-13	-47.98	-61.73	-68.03	2.71	9.76	V
	7518	-58.76	-13	-45.76	-65.28	-68.15	2.42	11.81	V
	13158	-52.32	-13	-39.32	-69.05	-62.57	2.97	13.22	V
									V
									V
									V

Highest	5712	-62.32	-13	-49.32	-63.32	-69.36	2.75	9.78	H
	7620	-59.41	-13	-46.41	-65.82	-68.89	2.39	11.87	H
	9525	-52.91	-13	-39.91	-63.85	-62.8	2.60	12.49	H
									H
									H
									H
									H
	3810	-62.75	-13	-49.75	-56.48	-69.42	1.70	8.37	V
	5712	-63.53	-13	-50.53	-64.47	-70.57	2.75	9.78	V
	7620	-58.71	-13	-45.71	-65.35	-68.19	2.39	11.87	V
	9525	-57.40	-13	-44.40	-66.53	-67.29	2.60	12.49	V
									V
									V
									V

Remark: Spurious emissions within 30-1000MHz were found more than 20dB below limit line.

LTE Band 2 / 15MHz / QPSK									
Channel	Frequency (MHz)	EIRP (dBm)	Limit (dBm)	Over Limit (dB)	SPA Reading (dBm)	S.G. Power (dBm)	TX Cable loss (dB)	TX Antenna Gain (dBi)	Polarization (H/V)
Lowest	3714	-57.58	-13	-44.58	-51.41	-64.17	1.67	8.26	H
	5574	-64.17	-13	-51.17	-64.79	-71.23	2.67	9.73	H
	7428	-59.58	-13	-46.58	-65.6	-68.78	2.45	11.66	H
									H
									H
									H
									H
	3714	-58.68	-13	-45.68	-52.27	-65.27	1.67	8.26	V
	5574	-63.40	-13	-50.40	-63.98	-70.46	2.67	9.73	V
	7428	-58.64	-13	-45.64	-64.96	-67.84	2.45	11.66	V
	9283	-57.07	-13	-44.07	-65.71	-67.11	2.54	12.59	V
	13000	-52.81	-13	-39.81	-69.17	-62.88	2.93	13.00	V
									V
									V
Middle	3762	-63.05	-13	-50.05	-56.92	-69.68	1.69	8.31	H
	5640	-63.09	-13	-50.09	-63.9	-70.14	2.71	9.76	H
	7518	-59.56	-13	-46.56	-65.79	-68.95	2.42	11.81	H
	9399	-57.54	-13	-44.54	-68.05	-67.51	2.57	12.54	H
	13158	-53.07	-13	-40.07	-70.64	-63.32	2.97	13.22	H
									H
									H
	3762	-60.36	-13	-47.36	-54.01	-66.99	1.69	8.31	V
	5640	-62.90	-13	-49.90	-63.65	-69.95	2.71	9.76	V
	7518	-59.03	-13	-46.03	-65.55	-68.42	2.42	11.81	V
	9399	-54.98	-13	-41.98	-63.84	-64.95	2.57	12.54	V
	13158	-50.36	-13	-37.36	-67.09	-60.61	2.97	13.22	V
									V
									V

Highest	3804	-64.89	-13	-51.89	-58.84	-71.56	1.70	8.36	H
	5706	-62.54	-13	-49.54	-63.54	-69.58	2.74	9.78	H
	7608	-59.71	-13	-46.71	-66.12	-69.18	2.39	11.86	H
									H
									H
									H
									H
	3804	-64.11	-13	-51.11	-57.85	-70.78	1.70	8.36	V
	5706	-61.76	-13	-48.76	-62.7	-68.8	2.74	9.78	V
	7608	-58.65	-13	-45.65	-65.29	-68.12	2.39	11.86	V
	9514	-57.41	-13	-44.41	-66.54	-67.31	2.59	12.49	V
	13315	-49.11	-13	-36.11	-66.21	-59.54	3.01	13.44	V
									V
									V

Remark: Spurious emissions within 30-1000MHz were found more than 20dB below limit line.

LTE Band 2 / 20MHz / QPSK									
Channel	Frequency (MHz)	EIRP (dBm)	Limit (dBm)	Over Limit (dB)	SPA Reading (dBm)	S.G. Power (dBm)	TX Cable loss (dB)	TX Antenna Gain (dBi)	Polarization (H/V)
Lowest	3720	-59.75	-13	-46.75	-53.58	-66.34	1.67	8.26	H
	5580	-64.55	-13	-51.55	-65.17	-71.61	2.67	9.73	H
	7440	-59.69	-13	-46.69	-65.76	-68.92	2.45	11.68	H
									H
									H
									H
									H
	3720	-59.51	-13	-46.51	-53.1	-66.10	1.67	8.26	V
	5580	-63.19	-13	-50.19	-63.77	-70.25	2.67	9.73	V
	7440	-58.72	-13	-45.72	-65.09	-67.95	2.45	11.68	V
									V
									V
									V
									V
Middle	3762	-63.97	-13	-50.97	-57.84	-70.60	1.69	8.31	H
	5640	-64.47	-13	-51.47	-65.28	-71.52	2.71	9.76	H
	7518	-60.11	-13	-47.11	-66.34	-69.50	2.42	11.81	H
	9399	-56.55	-13	-43.55	-67.06	-66.52	2.57	12.54	H
	13158	-52.65	-13	-39.65	-70.2	-62.90	2.97	13.22	H
									H
									H
	3762	-62.57	-13	-49.57	-56.22	-69.20	1.69	8.31	V
	5640	-63.16	-13	-50.16	-63.91	-70.21	2.71	9.76	V
	7518	-58.57	-13	-45.57	-65.09	-67.96	2.42	11.81	V
	9399	-55.94	-13	-42.94	-64.8	-65.91	2.57	12.54	V
	13158	-49.74	-13	-36.74	-66.47	-59.99	2.97	13.22	V
									V
									V

Highest	3798	-63.92	-13	-50.92	-57.87	-70.58	1.70	8.36	H
	5700	-63.30	-13	-50.30	-64.26	-70.34	2.74	9.78	H
	7602	-59.95	-13	-46.95	-66.33	-69.41	2.40	11.86	H
									H
									H
									H
									H
	3798	-64.45	-13	-51.45	-58.18	-71.109927	1.70	8.36	V
	5700	-62.67	-13	-49.67	-63.55	-69.7098	2.74	9.78	V
	7602	-58.89	-13	-45.89	-65.51	-68.354845	2.40	11.86	V
	13305	-51.13	-13	-38.13	-68.23	-61.55014	3.01	13.43	V
									V
									V
									V

Remark: Spurious emissions within 30-1000MHz were found more than 20dB below limit line.

LTE Band 4

LTE Band 4 / 1.4MHz / QPSK									
Channel	Frequency (MHz)	EIRP (dBm)	Limit (dBm)	Over Limit (dB)	SPA Reading (dBm)	S.G. Power (dBm)	TX Cable loss (dB)	TX Antenna Gain (dBi)	Polarization (H/V)
Lowest	3420	-54.52	-13	-41.52	-47.94	-60.59	1.58	7.65	H
	5130	-63.89	-13	-50.89	-63.41	-71.18	2.41	9.70	H
	6840	-60.19	-13	-47.19	-64.55	-68.16	2.64	10.61	H
									H
									H
									H
									H
	3420	-53.93	-13	-40.93	-47.04	-60.00	1.58	7.65	V
	5130	-64.61	-13	-51.61	-63.96	-71.90	2.41	9.70	V
	6840	-58.63	-13	-45.63	-63.21	-66.60	2.64	10.61	V
									V
									V
									V
									V
Middle	3462	-50.76	-13	-37.76	-44.25	-57.00	1.59	7.83	H
	5193	-63.90	-13	-50.90	-63.58	-71.15	2.45	9.70	H
	6924	-60.22	-13	-47.22	-64.82	-68.31	2.62	10.71	H
									H
									H
									H
									H
	3462	-52.75	-13	-39.75	-45.95	-58.99	1.59	7.83	V
	5193	-64.30	-13	-51.30	-63.87	-71.55	2.45	9.70	V
	6924	-59.32	-13	-46.32	-64.2	-67.41	2.62	10.71	V
									V
									V
									V
									V

Highest	3511	-50.54	-13	-37.54	-44.12	-56.95	1.61	8.01	H
	5266	-63.85	-13	-50.85	-63.7	-71.06	2.49	9.70	H
	7022	-60.04	-13	-47.04	-65.02	-68.30	2.58	10.84	H
									H
									H
									H
									H
	3511	-51.60	-13	-38.60	-44.88	-58.01	1.61	8.01	V
	5266	-64.34	-13	-51.34	-64.11	-71.55	2.49	9.70	V
	7022	-59.44	-13	-46.44	-64.73	-67.70	2.58	10.84	V
									V
									V
									V
									V

Remark: Spurious emissions within 30-1000MHz were found more than 20dB below limit line.

LTE Band 4 / 3MHz / QPSK									
Channel	Frequency (MHz)	EIRP (dBm)	Limit (dBm)	Over Limit (dB)	SPA Reading (dBm)	S.G. Power (dBm)	TX Cable loss (dB)	TX Antenna Gain (dBi)	Polarization (H/V)
Lowest	3420	-52.93	-13	-39.93	-46.34	-59.00	1.58	7.65	H
	5130	-64.21	-13	-51.21	-63.79	-71.50	2.41	9.70	H
	6840	-60.43	-13	-47.43	-64.8	-68.40	2.64	10.61	H
									H
									H
									H
									H
	3420	-53.08	-13	-40.08	-46.19	-59.15	1.58	7.65	V
	5130	-64.61	-13	-51.61	-64	-71.90	2.41	9.70	V
	6840	-59.43	-13	-46.43	-64.05	-67.40	2.64	10.61	V
									V
									V
									V
									V
Middle	3462	-50.31	-13	-37.31	-43.85	-56.55	1.59	7.83	H
	5193	-64.00	-13	-51.00	-63.68	-71.25	2.45	9.70	H
	6924	-59.69	-13	-46.69	-64.28	-67.78	2.62	10.71	H
									H
									H
									H
									H
	3462	-51.26	-13	-38.26	-44.47	-57.50	1.59	7.83	V
	5193	-64.35	-13	-51.35	-63.92	-71.60	2.45	9.70	V
	6924	-58.91	-13	-45.91	-63.81	-67.00	2.62	10.71	V
									V
									V
									V
									V

Highest	3504	-51.10	-13	-38.10	-44.67	-57.50	1.61	8.00	H
	5256	-64.23	-13	-51.23	-64.05	-71.45	2.48	9.70	H
	7008	-59.93	-13	-46.93	-64.86	-68.16	2.59	10.82	H
									H
									H
									H
									H
	3504	-50.10	-13	-37.10	-43.35	-56.50	1.61	8.00	V
	5256	-64.43	-13	-51.43	-64.11	-71.65	2.48	9.70	V
	7008	-59.57	-13	-46.57	-64.79	-67.80	2.59	10.82	V
									V
									V
									V
									V

Remark: Spurious emissions within 30-1000MHz were found more than 20dB below limit line.

LTE Band 4 / 5MHz / QPSK									
Channel	Frequency (MHz)	EIRP (dBm)	Limit (dBm)	Over Limit (dB)	SPA Reading (dBm)	S.G. Power (dBm)	TX Cable loss (dB)	TX Antenna Gain (dBi)	Polarization (H/V)
Lowest	3427	-56.16	-13	-43.16	-49.58	-62.26	1.58	7.68	H
	5140	-64.23	-13	-51.23	-63.81	-71.51	2.42	9.70	H
	6854	-60.31	-13	-47.31	-64.63	-68.30	2.64	10.62	H
									H
									H
									H
									H
	3427	-53.55	-13	-40.55	-46.69	-59.65	1.58	7.68	V
	5140	-64.45	-13	-51.45	-63.83	-71.73	2.42	9.70	V
	6854	-60.28	-13	-47.28	-64.87	-68.27	2.64	10.62	V
									V
									V
									V
									V
Middle	3462	-49.94	-13	-36.94	-43.44	-56.18	1.59	7.83	H
	5193	-63.91	-13	-50.91	-63.6	-71.16	2.45	9.70	H
	6924	-59.84	-13	-46.84	-64.45	-67.93	2.62	10.71	H
									H
									H
									H
									H
	3462	-52.44	-13	-39.44	-45.66	-58.68	1.59	7.83	V
	5193	-63.96	-13	-50.96	-63.4	-71.21	2.45	9.70	V
	6924	-57.86	-13	-44.86	-62.75	-65.95	2.62	10.71	V
									V
									V
									V
									V

Highest	3504	-50.81	-13	-37.81	-44.38	-57.21	1.61	8.00	H
	5256	-63.87	-13	-50.87	-63.67	-71.09	2.48	9.70	H
	7008	-59.99	-13	-46.99	-64.91	-68.22	2.59	10.82	H
									H
									H
									H
									H
	3504	-50.66	-13	-37.66	-43.91	-57.06	1.61	8.00	V
	5256	-64.43	-13	-51.43	-64.16	-71.65	2.48	9.70	V
	7008	-59.57	-13	-46.57	-64.79	-67.80	2.59	10.82	V
									V
									V
									V
									V

Remark: Spurious emissions within 30-1000MHz were found more than 20dB below limit line.

LTE Band 4 / 10MHz / QPSK									
Channel	Frequency (MHz)	EIRP (dBm)	Limit (dBm)	Over Limit (dB)	SPA Reading (dBm)	S.G. Power (dBm)	TX Cable loss (dB)	TX Antenna Gain (dBi)	Polarization (H/V)
Lowest	3427	-54.75	-13	-41.75	-48.17	-60.85	1.58	7.68	H
	5142	-64.02	-13	-51.02	-63.58	-71.30	2.42	9.70	H
	6857	-60.27	-13	-47.27	-64.66	-68.26	2.64	10.63	H
									H
									H
									H
									H
	3427	-52.82	-13	-39.82	-45.97	-58.92	1.58	7.68	V
	5142	-64.12	-13	-51.12	-63.5	-71.40	2.42	9.70	V
	6857	-58.95	-13	-45.95	-63.6	-66.94	2.64	10.63	V
									V
									V
									V
									V
Middle	3462	-49.35	-13	-36.35	-42.84	-55.59	1.59	7.83	H
	5196	-63.40	-13	-50.40	-63.08	-70.65	2.45	9.70	H
	6926	-59.60	-13	-46.60	-64.26	-67.70	2.61	10.71	H
									H
									H
									H
									H
	3462	-52.07	-13	-39.07	-45.32	-58.31	1.59	7.83	V
	5196	-63.96	-13	-50.96	-63.51	-71.21	2.45	9.70	V
	6926	-58.25	-13	-45.25	-63.21	-66.35	2.61	10.71	V
									V
									V
									V
									V

Highest	3497	-51.52	-13	-38.52	-45.08	-57.90	1.60	7.99	H
	5247	-64.17	-13	-51.17	-63.97	-71.39	2.48	9.70	H
	6997	-59.80	-13	-46.80	-64.74	-68.00	2.59	10.80	H
									H
									H
									H
									H
	3497	-50.72	-13	-37.72	-44.04	-57.10	1.60	7.99	V
	5247	-64.34	-13	-51.34	-64.04	-71.56	2.48	9.70	V
	6997	-58.75	-13	-45.75	-63.97	-66.95	2.59	10.80	V
									V
									V
									V
									V

Remark: Spurious emissions within 30-1000MHz were found more than 20dB below limit line.

LTE Band 4 / 15MHz / QPSK									
Channel	Frequency (MHz)	EIRP (dBm)	Limit (dBm)	Over Limit (dB)	SPA Reading (dBm)	S.G. Power (dBm)	TX Cable loss (dB)	TX Antenna Gain (dBi)	Polarization (H/V)
Lowest	3434	-56.22	-13	-43.22	-49.69	-62.35	1.58	7.71	H
	5151	-63.93	-13	-50.93	-63.49	-71.21	2.42	9.70	H
	6868	-60.08	-13	-47.08	-64.47	-68.09	2.63	10.64	H
									H
									H
									H
									H
	3434	-51.63	-13	-38.63	-44.79	-57.76	1.58	7.71	V
	5151	-64.12	-13	-51.12	-63.51	-71.40	2.42	9.70	V
	6868	-59.49	-13	-46.49	-64.15	-67.50	2.63	10.64	V
									V
									V
									V
									V
Middle	3462	-49.82	-13	-36.82	-43.31	-56.06	1.59	7.83	H
	5193	-63.96	-13	-50.96	-63.65	-71.21	2.45	9.70	H
	6924	-59.81	-13	-46.81	-64.43	-67.90	2.62	10.71	H
									H
									H
									H
									H
	3462	-51.85	-13	-38.85	-45.05	-58.09	1.59	7.83	V
	5193	-64.11	-13	-51.11	-63.65	-71.36	2.45	9.70	V
	6924	-58.71	-13	-45.71	-63.57	-66.80	2.62	10.71	V
									V
									V
									V
									V

Highest	3497	-51.83	-13	-38.83	-45.4	-58.21	1.60	7.99	H
	5245	-64.29	-13	-51.29	-64.11	-71.51	2.48	9.70	H
	6994	-59.80	-13	-46.80	-64.76	-68.00	2.59	10.79	H
									H
									H
									H
									H
	3497	-50.41	-13	-37.41	-43.66	-56.79	1.60	7.99	V
	5245	-64.36	-13	-51.36	-64.04	-71.58	2.48	9.70	V
	6994	-59.55	-13	-46.55	-64.76	-67.75	2.59	10.79	V
									V
									V
									V
									V

Remark: Spurious emissions within 30-1000MHz were found more than 20dB below limit line.

LTE Band 4 / 20MHz / QPSK									
Channel	Frequency (MHz)	EIRP (dBm)	Limit (dBm)	Over Limit (dB)	SPA Reading (dBm)	S.G. Power (dBm)	TX Cable loss (dB)	TX Antenna Gain (dBi)	Polarization (H/V)
Lowest	3441	-54.38	-13	-41.38	-47.85	-60.53	1.59	7.74	H
	5161	-63.82	-13	-50.82	-63.42	-71.09	2.43	9.70	H
	6882	-60.32	-13	-47.32	-64.82	-68.35	2.63	10.66	H
									H
									H
									H
									H
	3441	-52.54	-13	-39.54	-45.74	-58.69	1.59	7.74	V
	5161	-64.09	-13	-51.09	-63.55	-71.36	2.43	9.70	V
	6882	-60.09	-13	-47.09	-64.82	-68.12	2.63	10.66	V
									V
									V
									V
									V
Middle	3462	-49.61	-13	-36.61	-43.1	-55.85	1.59	7.83	H
	5193	-63.96	-13	-50.96	-63.65	-71.21	2.45	9.70	H
	6924	-59.46	-13	-46.46	-64.05	-67.55	2.62	10.71	H
									H
									H
									H
									H
	3462	-51.56	-13	-38.56	-44.76	-57.80	1.59	7.83	V
	5193	-64.20	-13	-51.20	-63.76	-71.45	2.45	9.70	V
	6924	-58.45	-13	-45.45	-63.32	-66.54	2.62	10.71	V
									V
									V
									V
									V

Highest	3490	-54.20	-13	-41.20	-47.75	-60.55	1.60	7.96	H
	5235	-63.95	-13	-50.95	-63.72	-71.18	2.47	9.70	H
	6980	-59.76	-13	-46.76	-64.6	-67.94	2.60	10.78	H
									H
									H
									H
									H
	3490	-50.81	-13	-37.81	-44.04	-57.16	1.60	7.96	V
	5235	-64.32	-13	-51.32	-63.95	-71.55	2.47	9.70	V
	6980	-59.47	-13	-46.47	-64.63	-67.65	2.60	10.78	V
									V
									V
									V
									V

Remark: Spurious emissions within 30-1000MHz were found more than 20dB below limit line.

LTE Band 38

LTE Band 38 / 5MHz / QPSK									
Channel	Frequency (MHz)	ERP (dBm)	Limit (dBm)	Over Limit (dB)	SPA Reading (dBm)	S.G. Power (dBm)	TX Cable loss (dB)	TX Antenna Gain (dBi)	Polarization (H/V)
Lowest	5145	-65.76	-25	-40.76	-65.32	-73.04	2.42	9.70	H
	7717	-45.49	-25	-20.49	-52.07	-55.06	2.36	11.93	H
	10290	-55.75	-25	-30.75	-68.79	-65.37	2.69	12.32	H
	12867	-51.68	-25	-26.68	-68.39	-61.62	2.90	12.84	H
	15440	-45.31	-25	-20.31	-65.05	-55.74	3.78	14.22	H
									H
									H
	5145	-61.36	-25	-36.36	-60.74	-68.64	2.42	9.70	V
	7717	-43.25	-25	-18.25	-50.02	-52.82	2.36	11.93	V
	10290	-54.06	-25	-29.06	-66.04	-63.68	2.69	12.32	V
	12867	-49.21	-25	-24.21	-65.17	-59.15	2.90	12.84	V
	15440	-40.29	-25	-15.29	-59.74	-50.72	3.78	14.22	V
									V
									V
Middle	5190	-63.28	-25	-38.28	-62.92	-70.53	2.45	9.70	H
	7785	-45.78	-25	-20.78	-52.48	-55.41	2.34	11.97	H
	10382	-51.47	-25	-26.47	-64.61	-61.13	2.69	12.35	H
	12972	-46.02	-25	-21.02	-63.09	-56.06	2.92	12.97	H
	15563	-43.28	-25	-18.28	-63.61	-53.66	3.83	14.21	H
									H
									H
	5190	-59.18	-25	-34.18	-58.67	-66.43	2.45	9.70	V
	7785	-42.40	-25	-17.40	-49.25	-52.03	2.34	11.97	V
	10382	-47.05	-25	-22.05	59.37	-56.71	2.69	12.35	V
	12972	-43.75	-25	-18.75	-60.01	-53.79	2.92	12.97	V
	15563	-41.28	-25	-16.28	-60.93	-51.66	3.83	14.21	V
									V
									V

Highest	5235	-62.60	-25	-37.60	-62.37	-69.83	2.47	9.70	H
	7854	-46.80	-25	-21.80	-53.62	-56.50	2.32	12.01	H
	10470	-50.57	-25	-25.57	-63.79	-60.27	2.69	12.39	H
	13088	-45.70	-25	-20.70	-63.1	-55.87	2.95	13.12	H
	15702	-42.06	-25	-17.06	-62.89	-52.19	3.89	14.02	H
									H
									H
	5235	-61.13	-25	-36.13	-60.76	-68.36	2.47	9.70	V
	7854	-44.60	-25	-19.60	-51.53	-54.30	2.32	12.01	V
	10470	-48.11	-25	-23.11	-60.71	-57.81	2.69	12.39	V
	13088	-42.37	-25	-17.37	-58.94	-52.54	2.95	13.12	V
	15702	-40.87	-25	-15.87	-60.88	-51.00	3.89	14.02	V
									V
									V

Remark: Spurious emissions within 30-1000MHz were found more than 20dB below limit line.

LTE Band 38 / 10MHz / QPSK									
Channel	Frequency (MHz)	EIRP (dBm)	Limit (dBm)	Over Limit (dB)	SPA Reading (dBm)	S.G. Power (dBm)	TX Cable loss (dB)	TX Antenna Gain (dBi)	Polarization (H/V)
Lowest	5148	-64.67	-25	-39.67	-64.23	-71.95	2.42	9.70	H
	7728	-46.53	-25	-21.53	-53.14	-56.11	2.36	11.94	H
	10296	-54.71	-25	-29.71	-67.77	-64.33	2.69	12.32	H
	12876	-50.28	-25	-25.28	-66.99	-60.23	2.90	12.85	H
	15457	-44.56	-25	-19.56	-64.38	-55.01	3.79	14.24	H
									H
									H
	5148	-59.52	-25	-34.52	-58.9	-66.80	2.42	9.70	V
	7728	-43.30	-25	-18.30	-50.09	-52.88	2.36	11.94	V
	10296	-53.19	-25	-28.19	-65.22	-62.81	2.69	12.32	V
	12876	-45.41	-25	-20.41	-61.37	-55.36	2.90	12.85	V
	15457	-38.63	-25	-13.63	-58.08	-49.08	3.79	14.24	V
									V
									V
Middle	5190	-64.29	-25	-39.29	-63.93	-71.54	2.45	9.70	H
	7788	-44.26	-25	-19.26	-50.96	-53.90	2.34	11.97	H
	10382	-52.06	-25	-27.06	-65.2	-61.72	2.69	12.35	H
	12975	-45.82	-25	-20.82	-62.89	-55.87	2.92	12.97	H
	15570	-45.33	-25	-20.33	-65.66	-55.70	3.84	14.20	H
									H
									H
	5190	-58.36	-25	-33.36	-57.85	-65.61	2.45	9.70	V
	7788	-42.78	-25	-17.78	-49.63	-52.42	2.34	11.97	V
	10382	-45.62	-25	-20.62	-57.94	-55.28	2.69	12.35	V
	12975	-43.92	-25	-18.92	-60.18	-53.97	2.92	12.97	V
	15570	-39.26	-25	-14.26	-58.91	-49.63	3.84	14.20	V
									V
									V

Highest	5232	-63.92	-25	-38.92	-63.69	-71.15	2.47	9.70	H
	7848	-47.29	-25	-22.29	-54.11	-56.98	2.32	12.01	H
	10452	-51.15	-25	-26.15	-64.36	-60.84	2.69	12.38	H
	13077	-46.61	-25	-21.61	-63.96	-56.77	2.95	13.11	H
	15685	-43.93	-25	-18.93	-64.7	-54.09	3.88	14.04	H
									H
									H
	5232	-61.61	-25	-36.61	-61.24	-68.84	2.47	9.70	V
	7848	-45.13	-25	-20.13	-52.06	-54.82	2.32	12.01	V
	10452	-49.13	-25	-24.13	-61.68	-58.82	2.69	12.38	V
	13077	-42.01	-25	-17.01	-58.53	-52.17	2.95	13.11	V
	15685	-36.90	-25	-11.90	-56.89	-47.06	3.88	14.04	V
									V
									V

Remark: Spurious emissions within 30-1000MHz were found more than 20dB below limit line.

LTE Band 38 / 15MHz / QPSK									
Channel	Frequency (MHz)	EIRP (dBm)	Limit (dBm)	Over Limit (dB)	SPA Reading (dBm)	S.G. Power (dBm)	TX Cable loss (dB)	TX Antenna Gain (dBi)	Polarization (H/V)
Lowest	5154	-64.70	-25	-39.70	-65.26	-71.97	2.43	9.70	H
	7734	-44.81	-25	-19.81	-51.42	-54.40	2.35	11.94	H
	10312	-55.53	-25	-30.53	-68.6	-65.16	2.69	12.32	H
	12885	-48.80	-25	-23.80	-65.57	-58.76	2.90	12.86	H
	15457	-47.11	-25	-22.11	-66.93	-57.56	3.79	14.24	H
									H
									H
	5154	-58.71	-25	-33.71	-58.09	-65.98	2.43	9.70	V
	7734	-41.90	-25	-16.90	-48.69	-51.49	2.35	11.94	V
	10312	-52.76	-25	-27.76	-64.85	-62.39	2.69	12.32	V
	12885	-45.62	-25	-20.62	-61.63	-55.58	2.90	12.86	V
	15457	-36.19	-25	-11.19	-55.64	-46.64	3.79	14.24	V
									V
									V
Middle	5190	-63.48	-25	-38.48	-63.12	-70.73	2.45	9.70	H
	7788	-47.27	-25	-22.27	-53.97	-56.91	2.34	11.97	H
	10382	-52.81	-25	-27.81	-65.95	-62.47	2.69	12.35	H
	12972	-46.06	-25	-21.06	-63.13	-56.10	2.92	12.97	H
	15562	-45.56	-25	-20.56	-65.89	-55.94	3.83	14.21	H
									H
									H
	5190	-58.35	-25	-33.35	-57.84	-65.60	2.45	9.70	V
	7788	-41.63	-25	-16.63	-48.48	-51.27	2.34	11.97	V
	10382	-47.52	-25	-22.52	-59.84	-57.18	2.69	12.35	V
	12972	-45.86	-25	-20.86	-62.12	-55.90	2.92	12.97	V
	15562	-39.07	-25	-14.07	-58.72	-49.45	3.83	14.21	V
									V
									V

Highest	5226	-64.27	-25	-39.27	-64.04	-71.50	2.47	9.70	H
	7836	-50.13	-25	-25.13	-56.92	-59.81	2.32	12.00	H
	10452	-53.23	-25	-28.23	-66.44	-62.92	2.69	12.38	H
	13060	-47.57	-25	-22.57	-64.89	-57.71	2.95	13.08	H
	15667	-43.45	-25	-18.45	-64.15	-53.64	3.88	14.07	H
									H
									H
	5226	-61.86	-25	-36.86	-61.49	-69.09	2.47	9.70	V
	7836	-45.62	-25	-20.62	-52.53	-55.30	2.32	12.00	V
	10452	-47.48	-25	-22.48	-60.03	-57.17	2.69	12.38	V
	13060	-44.15	-25	-19.15	-60.64	-54.29	2.95	13.08	V
	15667	-36.07	-25	-11.07	-55.99	-46.26	3.88	14.07	V
									V
									V

Remark: Spurious emissions within 30-1000MHz were found more than 20dB below limit line.

LTE Band 38 / 20MHz / QPSK									
Channel	Frequency (MHz)	EIRP (dBm)	Limit (dBm)	Over Limit (dB)	SPA Reading (dBm)	S.G. Power (dBm)	TX Cable loss (dB)	TX Antenna Gain (dBi)	Polarization (H/V)
Lowest	5160	-63.48	-25	-38.48	-63.07	-70.75	2.43	9.70	H
	7740	-43.06	-25	-18.06	-49.67	-52.65	2.35	11.94	H
	10312	-55.27	-25	-30.27	-68.34	-64.90	2.69	12.32	H
	12902	-47.83	-25	-22.83	-64.66	-57.81	2.91	12.88	H
	15475	-43.59	-25	-18.59	-63.5	-54.06	3.80	14.27	H
									H
									H
	5160	-58.68	-25	-33.68	-58.11	-65.95	2.43	9.70	V
	7740	-42.35	-25	-17.35	-49.14	-51.94	2.35	11.94	V
	10312	-51.01	-25	-26.01	-63.1	-60.64	2.69	12.32	V
	12902	-45.74	-25	-20.74	-61.8	-55.72	2.91	12.88	V
	15475	-36.11	-25	-11.11	-55.57	-46.58	3.80	14.27	V
									V
									V
Middle	5190	-63.14	-25	-38.14	-62.78	-70.39	2.45	9.70	H
	7782	-43.83	-25	-18.83	-50.53	-53.46	2.34	11.97	H
	10382	-53.85	-25	-28.85	-66.99	-63.51	2.69	12.35	H
	12972	-45.85	-25	-20.85	-62.92	-55.89	2.92	12.97	H
	15562	-45.38	-25	-20.38	-65.71	-55.76	3.83	14.21	H
									H
									H
	5190	-59.89	-25	-34.89	-59.38	-67.14	2.45	9.70	V
	7782	-42.98	-25	-17.98	-49.83	-52.61	2.34	11.97	V
	10382	-45.55	-25	-20.55	-57.87	-55.21	2.69	12.35	V
	12972	-44.96	-25	-19.96	-61.22	-55.00	2.92	12.97	V
	15562	-38.73	-25	-13.73	-58.38	-49.11	3.83	14.21	V
									V
									V

Highest	5220	-63.09	-25	-38.09	-62.81	-70.33	2.46	9.70	H
	7841	-48.49	-25	-23.49	-55.28	-58.18	2.32	12.00	H
	10435	-50.40	-25	-25.40	-63.6	-60.08	2.69	12.37	H
	13042	-46.00	-25	-21.00	-63.27	-56.12	2.94	13.06	H
	15650	-42.04	-25	-17.04	-62.68	-52.26	3.87	14.09	H
									H
									H
	5220	-60.45	-25	-35.45	-60.03	-67.69	2.46	9.70	V
	7841	-44.57	-25	-19.57	-51.48	-54.26	2.32	12.00	V
	10435	-43.85	-25	-18.85	-56.35	-53.53	2.69	12.37	V
	13042	-42.82	-25	-17.82	-59.26	-52.94	2.94	13.06	V
	15650	-35.06	-25	-10.06	-54.94	-45.28	3.87	14.09	V
									V
									V

Remark: Spurious emissions within 30-1000MHz were found more than 20dB below limit line.

LTE Band 12

LTE Band 12 / 1.4MHz / QPSK									
Channel	Frequency (MHz)	ERP (dBm)	Limit (dBm)	Over Limit (dB)	SPA Reading (dBm)	S.G. Power (dBm)	TX Cable loss (dB)	TX Antenna Gain (dBi)	Polarization (H/V)
Lowest	1400	-52.18	-13.00	-39.18	-37.70	-53.84	0.87	4.68	H
	2096	-70.28	-13.00	-57.28	-59.12	-71.15	1.16	4.19	H
	2800	-69.14	-13.00	-56.14	-60.99	-71.25	1.38	5.64	H
									H
									H
									H
									H
	1400	-54.53	-13.00	-41.53	-40.29	-56.19	0.87	4.68	V
	2096	-70.47	-13.00	-57.47	-58.92	-71.34	1.16	4.19	V
	2800	-69.23	-13.00	-56.23	-61.04	-71.34	1.38	5.64	V
									V
									V
									V
									V
Middle	1416	-45.33	-13.00	-32.33	-30.87	-47.08	0.87	4.78	H
	2120	-70.12	-13.00	-57.12	-59.13	-71.06	1.17	4.26	H
	2832	-68.78	-13.00	-55.78	-60.77	-70.90	1.39	5.67	H
									H
									H
									H
									H
	1416	-48.14	-13.00	-35.14	-33.90	-49.89	0.87	4.78	V
	2120	-70.56	-13.00	-57.56	-59.21	-71.50	1.17	4.26	V
	2832	-68.28	-13.00	-55.28	-60.20	-70.40	1.39	5.67	V
									V
									V
									V
									V

Highest	1432	-51.36	-13.00	-38.36	-36.98	-53.21	0.88	4.88	H
	2144	-70.39	-13.00	-57.39	-59.48	-71.39	1.18	4.33	H
	2864	-68.57	-13.00	-55.57	-60.66	-70.71	1.40	5.69	H
									H
									H
									H
									H
	1432	-54.97	-13.00	-41.97	-40.88	-56.82	0.88	4.88	V
	2144	-70.45	-13.00	-57.45	-59.20	-71.45	1.18	4.33	V
	2864	-68.58	-13.00	-55.58	-60.61	-70.72	1.40	5.69	V
									V
									V
									V
									V

Remark: Spurious emissions within 30-1000MHz were found more than 20dB below limit line.

LTE Band 12 / 3MHz / QPSK									
Channel	Frequency (MHz)	ERP (dBm)	Limit (dBm)	Over Limit (dB)	SPA Reading (dBm)	S.G. Power (dBm)	TX Cable loss (dB)	TX Antenna Gain (dBi)	Polarization (H/V)
Lowest	1400	-50.82	-13.00	-37.82	-36.34	-52.48	0.87	4.68	H
	2104	-69.88	-13.00	-56.88	-58.80	-70.78	1.17	4.21	H
	2800	-69.01	-13.00	-56.01	-60.86	-71.12	1.38	5.64	H
									H
									H
									H
									H
	1400	-54.21	-13.00	-41.21	-39.97	-55.87	0.87	4.68	V
	2104	-70.23	-13.00	-57.23	-58.78	-71.13	1.17	4.21	V
	2800	-69.09	-13.00	-56.09	-60.90	-71.20	1.38	5.64	V
									V
									V
									V
									V
Middle	1416	-43.17	-13.00	-30.17	-28.69	-44.92	0.87	4.78	H
	2120	-69.97	-13.00	-56.97	-58.98	-70.91	1.17	4.26	H
	2800	-69.04	-13.00	-56.04	-60.89	-71.15	1.38	5.64	H
									H
									H
									H
									H
	1416	-47.43	-13.00	-34.43	-33.19	-49.18	0.87	4.78	V
	2120	-70.74	-13.00	-57.74	-59.39	-71.68	1.17	4.26	V
	2800	-68.79	-13.00	-55.79	-60.60	-70.90	1.38	5.64	V
									V
									V
									V
									V

Highest	1432	-49.72	-13.00	-36.72	-35.34	-51.57	0.88	4.88	H
	2144	-70.44	-13.00	-57.44	-59.53	-71.44	1.18	4.33	H
	2856	-68.80	-13.00	-55.80	-60.83	-70.93	1.40	5.68	H
									H
									H
									H
									H
	1432	-54.34	-13.00	-41.34	-40.25	-56.19	0.88	4.88	V
	2144	-70.52	-13.00	-57.52	-59.27	-71.52	1.18	4.33	V
	2856	-68.78	-13.00	-55.78	-60.76	-70.91	1.40	5.68	V
									V
									V
									V
									V

Remark: Spurious emissions within 30-1000MHz were found more than 20dB below limit line.

LTE Band 12 / 5MHz / QPSK									
Channel	Frequency (MHz)	ERP (dBm)	Limit (dBm)	Over Limit (dB)	SPA Reading (dBm)	S.G. Power (dBm)	TX Cable loss (dB)	TX Antenna Gain (dBi)	Polarization (H/V)
Lowest	1400	-51.32	-13.00	-38.32	-36.84	-52.98	0.87	4.68	H
	2104	-70.12	-13.00	-57.12	-59.04	-71.02	1.17	4.21	H
	2808	-68.99	-13.00	-55.99	-60.84	-71.10	1.39	5.65	H
									H
									H
									H
									H
	1400	-52.85	-13.00	-39.85	-38.61	-54.51	0.87	4.68	V
	2104	-70.34	-13.00	-57.34	-58.89	-71.24	1.17	4.21	V
	2808	-69.00	-13.00	-56.00	-60.81	-71.11	1.39	5.65	V
									V
									V
									V
									V
Middle	1416	-45.03	-13.00	-32.03	-30.55	-46.78	0.87	4.78	H
	2120	-70.32	-13.00	-57.32	-59.33	-71.26	1.17	4.26	H
	2832	-68.62	-13.00	-55.62	-60.59	-70.74	1.39	5.67	H
									H
									H
									H
									H
	1416	-47.58	-13.00	-34.58	-33.34	-49.33	0.87	4.78	V
	2120	-70.38	-13.00	-57.38	-59.03	-71.32	1.17	4.26	V
	2832	-68.80	-13.00	-55.80	-60.72	-70.92	1.39	5.67	V
									V
									V
									V
									V

Highest	1424	-37.89	-13.00	-24.89	-36.51	-39.69	0.88	4.83	H
	2136	-57.06	-13.00	-44.06	-59.15	-58.04	1.18	4.31	H
	2856	-55.78	-13.00	-42.78	-60.81	-57.91	1.40	5.68	H
									H
									H
									H
									H
	1424	-52.79	-13.00	-39.79	-38.70	-54.59	0.88	4.83	V
	2136	-70.53	-13.00	-57.53	-59.28	-71.51	1.18	4.31	V
	2856	-68.64	-13.00	-55.64	-60.62	-70.77	1.40	5.68	V
									V
									V
									V
									V

Remark: Spurious emissions within 30-1000MHz were found more than 20dB below limit line.

LTE Band 12 / 10MHz / QPSK									
Channel	Frequency (MHz)	ERP (dBm)	Limit (dBm)	Over Limit (dB)	SPA Reading (dBm)	S.G. Power (dBm)	TX Cable loss (dB)	TX Antenna Gain (dBi)	Polarization (H/V)
Lowest	1408	-50.01	-13.00	-37.01	-35.53	-51.72	0.87	4.73	H
	2112	-69.69	-13.00	-56.69	-58.61	-70.61	1.17	4.24	H
	2816	-68.99	-13.00	-55.99	-60.90	-71.10	1.39	5.65	H
									H
									H
									H
									H
	1408	-52.11	-13.00	-39.11	-37.87	-53.82	0.87	4.73	V
	2112	-70.44	-13.00	-57.44	-58.99	-71.36	1.17	4.24	V
	2816	-68.71	-13.00	-55.71	-60.57	-70.82	1.39	5.65	V
									V
									V
									V
									V
Middle	1416	-44.26	-13.00	-31.26	-29.78	-46.01	0.87	4.78	H
	2120	-69.94	-13.00	-56.94	-58.95	-70.88	1.17	4.26	H
	2832	-68.86	-13.00	-55.86	-60.83	-70.98	1.39	5.67	H
									H
									H
									H
									H
	1416	-46.47	-13.00	-33.47	-32.23	-48.22	0.87	4.78	V
	2120	-70.16	-13.00	-57.16	-58.81	-71.10	1.17	4.26	V
	2832	-68.86	-13.00	-55.86	-60.78	-70.98	1.39	5.67	V
									V
									V
									V
									V

Highest	1424	-45.51	-13.00	-32.51	-31.13	-47.31	0.88	4.83	H
	2136	-70.00	-13.00	-57.00	-59.09	-70.98	1.18	4.31	H
	2840	-68.35	-13.00	-55.35	-60.32	-70.47	1.40	5.67	H
									H
									H
									H
									H
	1424	-47.28	-13.00	-34.28	-33.19	-49.08	0.88	4.83	V
	2136	-70.47	-13.00	-57.47	-59.22	-71.45	1.18	4.31	V
	2840	-68.70	-13.00	-55.70	-60.62	-70.82	1.40	5.67	V
									V
									V
									V
									V

Remark: Spurious emissions within 30-1000MHz were found more than 20dB below limit line.

IC LTE Band 12 / 1.4MHz / QPSK									
Channel	Frequency (MHz)	EIRP (dBm)	Limit (dBm)	Over Limit (dB)	SPA Reading (dBm)	S.G. Power (dBm)	TX Cable loss (dB)	TX Antenna Gain (dBi)	Polarization (H/V)
Lowest	1400	-50.03	-13.00	-37.03	-37.70	-53.84	0.87	4.68	H
	2096	-68.13	-13.00	-55.13	-59.12	-71.15	1.16	4.19	H
	2800	-66.99	-13.00	-53.99	-60.99	-71.25	1.38	5.64	H
									H
									H
									H
									H
	1400	-52.38	-13.00	-39.38	-40.29	-56.19	0.87	4.68	V
	2096	-68.32	-13.00	-55.32	-58.92	-71.34	1.16	4.19	V
	2800	-67.08	-13.00	-54.08	-61.04	-71.34	1.38	5.64	V
									V
									V
									V
									V
Middle	1416	-45.33	-13.00	-32.33	-30.87	-47.08	0.87	4.78	H
	2120	-70.12	-13.00	-57.12	-59.13	-71.06	1.17	4.26	H
	2832	-68.78	-13.00	-55.78	-60.77	-70.90	1.39	5.67	H
									H
									H
									H
									H
	1416	-45.99	-13.00	-32.99	-33.90	-49.89	0.87	4.78	V
	2120	-68.41	-13.00	-55.41	-59.21	-71.50	1.17	4.26	V
	2832	-66.13	-13.00	-53.13	-60.20	-70.40	1.39	5.67	V
									V
									V
									V
									V

Highest	1432	-49.21	-13.00	-36.21	-36.98	-53.21	0.88	4.88	H
	2144	-68.24	-13.00	-55.24	-59.48	-71.39	1.18	4.33	H
	2864	-66.42	-13.00	-53.42	-60.66	-70.71	1.40	5.69	H
									H
									H
									H
									H
	1432.0	-52.82	-13.00	-39.82	-40.88	-56.82	0.88	4.88	V
	2144.0	-68.30	-13.00	-55.30	-59.20	-71.45	1.18	4.33	V
	2864.0	-66.43	-13.00	-53.43	-60.61	-70.72	1.40	5.69	V
									V
									V
									V
									V

Remark: Spurious emissions within 30-1000MHz were found more than 20dB below limit line.

IC LTE Band 12 / 3MHz / QPSK									
Channel	Frequency (MHz)	EIRP (dBm)	Limit (dBm)	Over Limit (dB)	SPA Reading (dBm)	S.G. Power (dBm)	TX Cable loss (dB)	TX Antenna Gain (dBi)	Polarization (H/V)
Lowest	1400	-48.67	-13.00	-35.67	-36.34	-52.48	0.87	4.68	H
	2104	-67.73	-13.00	-54.73	-58.80	-70.78	1.17	4.21	H
	2800	-66.86	-13.00	-53.86	-60.86	-71.12	1.38	5.64	H
									H
									H
									H
									H
	1400	-52.06	-13.00	-39.06	-39.97	-55.87	0.87	4.68	V
	2104	-68.08	-13.00	-55.08	-58.78	-71.13	1.17	4.21	V
	2800	-66.94	-13.00	-53.94	-60.90	-71.20	1.38	5.64	V
									V
									V
									V
									V
Middle	1416	-41.02	-13.00	-28.02	-28.69	-44.92	0.87	4.78	H
	2120	-67.82	-13.00	-54.82	-58.98	-70.91	1.17	4.26	H
	2800	-66.89	-13.00	-53.89	-60.89	-71.15	1.38	5.64	H
									H
									H
									H
									H
	1416	-45.28	-13.00	-32.28	-33.19	-49.18	0.87	4.78	V
	2120	-68.59	-13.00	-55.59	-59.39	-71.68	1.17	4.26	V
	2800	-66.64	-13.00	-53.64	-60.60	-70.90	1.38	5.64	V
									V
									V
									V
									V

Highest	1432.0	-47.57	-13.00	-34.57	-35.34	-51.57	0.88	4.88	H
	2144.0	-68.29	-13.00	-55.29	-59.53	-71.44	1.18	4.33	H
	2856.0	-66.65	-13.00	-53.65	-60.83	-70.93	1.40	5.68	H
									H
									H
									H
									H
	1432.0	-52.19	-13.00	-39.19	-40.25	-56.19	0.88	4.88	V
	2144.0	-68.37	-13.00	-55.37	-59.27	-71.52	1.18	4.33	V
	2856.0	-66.63	-13.00	-53.63	-60.76	-70.91	1.40	5.68	V
									V
									V
									V
									V

Remark: Spurious emissions within 30-1000MHz were found more than 20dB below limit line.

IC LTE Band 12 / 5MHz / QPSK									
Channel	Frequency (MHz)	EIRP (dBm)	Limit (dBm)	Over Limit (dB)	SPA Reading (dBm)	S.G. Power (dBm)	TX Cable loss (dB)	TX Antenna Gain (dBi)	Polarization (H/V)
Lowest	1400	-49.17	-13.00	-36.17	-36.84	-52.98	0.87	4.68	H
	2104	-67.97	-13.00	-54.97	-59.04	-71.02	1.17	4.21	H
	2808	-66.84	-13.00	-53.84	-60.84	-71.10	1.39	5.65	H
									H
									H
									H
									H
	1400	-50.70	-13.00	-37.70	-38.61	-54.51	0.87	4.68	V
	2104	-68.19	-13.00	-55.19	-58.89	-71.24	1.17	4.21	V
	2808	-66.85	-13.00	-53.85	-60.81	-71.11	1.39	5.65	V
									V
									V
									V
									V
Middle	1416	-42.88	-13.00	-29.88	-30.55	-46.78	0.87	4.78	H
	2120	-68.17	-13.00	-55.17	-59.33	-71.26	1.17	4.26	H
	2832	-66.47	-13.00	-53.47	-60.59	-70.74	1.39	5.67	H
									H
									H
									H
									H
	1416	-45.43	-13.00	-32.43	-33.34	-49.33	0.87	4.78	V
	2120	-68.23	-13.00	-55.23	-59.03	-71.32	1.17	4.26	V
	2832	-66.65	-13.00	-53.65	-60.72	-70.92	1.39	5.67	V
									V
									V
									V
									V

Highest	1424	-35.74	-13.00	-22.74	-36.51	-39.69	0.88	4.83	H
	2136	-54.91	-13.00	-41.91	-59.15	-58.04	1.18	4.31	H
	2856	-53.63	-13.00	-40.63	-60.81	-57.91	1.40	5.68	H
									H
									H
									H
									H
	1424	-50.64	-13.00	-37.64	-38.70	-54.59	0.88	4.83	V
	2136	-68.38	-13.00	-55.38	-59.28	-71.51	1.18	4.31	V
	2856	-66.49	-13.00	-53.49	-60.62	-70.77	1.40	5.68	V
									V
									V
									V
									V

Remark: Spurious emissions within 30-1000MHz were found more than 20dB below limit line.

IC LTE Band 12 / 10MHz / QPSK									
Channel	Frequency (MHz)	EIRP (dBm)	Limit (dBm)	Over Limit (dB)	SPA Reading (dBm)	S.G. Power (dBm)	TX Cable loss (dB)	TX Antenna Gain (dBi)	Polarization (H/V)
Lowest	1408	-47.86	-13.00	-34.86	-35.53	-51.72	0.87	4.73	H
	2112	-67.54	-13.00	-54.54	-58.61	-70.61	1.17	4.24	H
	2816	-66.84	-13.00	-53.84	-60.90	-71.10	1.39	5.65	H
									H
									H
									H
									H
	1408	-49.96	-13.00	-36.96	-37.87	-53.82	0.87	4.73	V
	2112	-68.29	-13.00	-55.29	-58.99	-71.36	1.17	4.24	V
	2816	-66.56	-13.00	-53.56	-60.57	-70.82	1.39	5.65	V
									V
									V
									V
									V
Middle	1416	-42.11	-13.00	-29.11	-29.78	-46.01	0.87	4.78	H
	2120	-67.79	-13.00	-54.79	-58.95	-70.88	1.17	4.26	H
	2832	-66.71	-13.00	-53.71	-60.83	-70.98	1.39	5.67	H
									H
									H
									H
									H
	1416	-44.32	-13.00	-31.32	-32.23	-48.22	0.87	4.78	V
	2120	-68.01	-13.00	-55.01	-58.81	-71.10	1.17	4.26	V
	2832	-66.71	-13.00	-53.71	-60.78	-70.98	1.39	5.67	V
									V
									V
									V
									V

Highest	1424	-43.36	-13.00	-30.36	-31.13	-47.31	0.88	4.83	H
	2136	-67.85	-13.00	-54.85	-59.09	-70.98	1.18	4.31	H
	2840	-66.20	-13.00	-53.20	-60.32	-70.47	1.40	5.67	H
									H
									H
									H
									H
	1424	-45.13	-13.00	-32.13	-33.19	-49.08	0.88	4.83	V
	2136	-68.32	-13.00	-55.32	-59.22	-71.45	1.18	4.31	V
	2840	-66.55	-13.00	-53.55	-60.62	-70.82	1.40	5.67	V
									V
									V
									V
									V

Remark: Spurious emissions within 30-1000MHz were found more than 20dB below limit line.

LTE Band 17

LTE Band 17 / 5MHz / QPSK									
Channel	Frequency (MHz)	ERP (dBm)	Limit (dBm)	Over Limit (dB)	SPA Reading (dBm)	S.G. Power (dBm)	TX Cable loss (dB)	TX Antenna Gain (dBi)	Polarization (H/V)
Lowest	1416	-44.28	-13	-31.28	-29.80	-46.03	0.87	4.78	H
	2120	-70.19	-13	-57.19	-59.20	-71.13	1.17	4.26	H
	2824	-68.93	-13	-55.93	-60.84	-71.05	1.39	5.66	H
									H
									H
									H
									H
	1416	-47.40	-13	-34.40	-33.16	-49.15	0.87	4.78	V
	2120	-70.26	-13	-57.26	-58.91	-71.20	1.17	4.26	V
	2824	-68.78	-13	-55.78	-60.64	-70.90	1.39	5.66	V
									V
									V
									V
									V
Middle	1416	-43.96	-13	-30.96	-29.48	-45.71	0.87	4.78	H
	2128	-70.23	-13	-57.23	-59.24	-71.19	1.17	4.28	H
	2840	-68.82	-13	-55.82	-60.79	-70.94	1.40	5.67	H
									H
									H
									H
									H
	1416	-46.63	-13	-33.63	-32.39	-48.38	0.87	4.78	V
	2128	-70.52	-13	-57.52	-59.17	-71.48	1.17	4.28	V
	2840	-68.78	-13	-55.78	-60.70	-70.90	1.40	5.67	V
									V
									V
									V
									V

Highest	1424	-49.06	-13	-36.06	-34.68	-50.86	0.88	4.83	H
	2136	-70.18	-13	-57.18	-59.27	-71.16	1.18	4.31	H
	2856	-67.58	-13	-54.58	-60.61	-69.71	1.40	5.68	H
									H
									H
									H
									H
	1424	-52.16	-13	-39.16	-38.07	-53.96	0.88	4.83	V
	2136	-70.71	-13	-57.71	-59.46	-71.69	1.18	4.31	V
	2856	-68.56	-13	-55.56	-60.54	-70.69	1.40	5.68	V
									V
									V
									V
									V

Remark: Spurious emissions within 30-1000MHz were found more than 20dB below limit line.

LTE Band 17 / 10MHz / QPSK									
Channel	Frequency (MHz)	ERP (dBm)	Limit (dBm)	Over Limit (dB)	SPA Reading (dBm)	S.G. Power (dBm)	TX Cable loss (dB)	TX Antenna Gain (dBi)	Polarization (H/V)
Lowest	1416	-42.56	-13	-29.56	-28.08	-44.31	0.87	4.78	H
	2128	-70.15	-13	-57.15	-59.16	-71.11	1.17	4.28	H
	2840	-68.80	-13	-55.80	-60.77	-70.92	1.40	5.67	H
									H
									H
									H
									H
	1416	-46.65	-13	-33.65	-32.41	-48.40	0.87	4.78	V
	2128	-70.40	-13	-57.40	-59.05	-71.36	1.17	4.28	V
	2840	-68.80	-13	-55.80	-60.72	-70.92	1.40	5.67	V
									V
									V
									V
									V
Middle	1416	-42.70	-13	-29.70	-28.22	-44.45	0.87	4.78	H
	2128	-69.41	-13	-56.41	-58.42	-70.37	1.17	4.28	H
	2840	-68.35	-13	-55.35	-60.32	-70.47	1.40	5.67	H
									H
									H
									H
									H
	1416	-46.72	-13	-33.72	-32.48	-48.47	0.87	4.78	V
	2128	-55.66	-13	-42.66	-44.31	-56.62	1.17	4.28	V
	2840	-68.63	-13	-55.63	-60.55	-70.75	1.40	5.67	V
									V
									V
									V
									V

Highest	1424	-43.82	-13	-30.82	-29.44	-45.62	0.88	4.83	H
	2136	-70.47	-13	-57.47	-59.56	-71.45	1.18	4.31	H
	2840	-68.60	-13	-55.60	-60.57	-70.72	1.40	5.67	H
									H
									H
									H
									H
	1424	-47.14	-13	-34.14	-33.05	-48.94	0.88	4.83	V
	2136	-70.67	-13	-57.67	-59.42	-71.65	1.18	4.31	V
	2840	-68.57	-13	-55.57	-60.49	-70.69	1.40	5.67	V
									V
									V
									V
									V

Remark: Spurious emissions within 30-1000MHz were found more than 20dB below limit line.

IC LTE Band 17 / 5MHz / QPSK									
Channel	Frequency (MHz)	EIRP (dBm)	Limit (dBm)	Over Limit (dB)	SPA Reading (dBm)	S.G. Power (dBm)	TX Cable loss (dB)	TX Antenna Gain (dBi)	Polarization (H/V)
Lowest	1416	-42.13	-13.00	-29.13	-29.80	-46.03	0.87	4.78	H
	2120	-68.04	-13.00	-55.04	-59.20	-71.13	1.17	4.26	H
	2824	-66.78	-13.00	-53.78	-60.84	-71.05	1.39	5.66	H
									H
									H
									H
									H
	1416	-45.25	-13.00	-32.25	-33.16	-49.15	0.87	4.78	V
	2120	-68.11	-13.00	-55.11	-58.91	-71.20	1.17	4.26	V
	2824	-66.63	-13.00	-53.63	-60.64	-70.90	1.39	5.66	V
									V
									V
									V
									V
Middle	1416	-41.81	-13	-28.81	-29.48	-45.71	0.87	4.78	H
	2128	-68.08	-13	-55.08	-59.24	-71.19	1.17	4.28	H
	2840	-66.67	-13	-53.67	-60.79	-70.94	1.40	5.67	H
									H
									H
									H
									H
	1416	-44.48	-13	-31.48	-32.39	-48.38	0.87	4.78	V
	2128	-68.37	-13	-55.37	-59.17	-71.48	1.17	4.28	V
	2840	-66.63	-13	-53.63	-60.70	-70.90	1.40	5.67	V
									V
									V
									V
									V

Highest	1424	-46.91	-13	-33.91	-34.68	-50.86	0.88	4.83	H
	2136	-68.03	-13	-55.03	-59.27	-71.16	1.18	4.31	H
	2856	-65.43	-13	-52.43	-60.61	-69.71	1.40	5.68	H
									H
									H
									H
									H
	1424	-50.01	-13	-37.01	-38.07	-53.96	0.88	4.83	V
	2136	-68.56	-13	-55.56	-59.46	-71.69	1.18	4.31	V
	2856	-66.41	-13	-53.41	-60.54	-70.69	1.40	5.68	V
									V
									V
									V
									V

Remark: Spurious emissions within 30-1000MHz were found more than 20dB below limit line.

IC LTE Band 17 / 10MHz / QPSK									
Channel	Frequency (MHz)	EIRP (dBm)	Limit (dBm)	Over Limit (dB)	SPA Reading (dBm)	S.G. Power (dBm)	TX Cable loss (dB)	TX Antenna Gain (dBi)	Polarization (H/V)
Lowest	1416	-40.41	-13	-27.41	-28.08	-44.31	0.87	4.78	H
	2128	-68.00	-13	-55.00	-59.16	-71.11	1.17	4.28	H
	2840	-66.65	-13	-53.65	-60.77	-70.92	1.40	5.67	H
									H
									H
									H
									H
	1416	-44.50	-13	-31.50	-32.41	-48.40	0.87	4.78	V
	2128	-68.25	-13	-55.25	-59.05	-71.36	1.17	4.28	V
	2840	-66.65	-13	-53.65	-60.72	-70.92	1.40	5.67	V
									V
									V
									V
									V
Middle	1416	-40.55	-13	-27.55	-28.22	-44.45	0.87	4.78	H
	2128	-67.26	-13	-54.26	-58.42	-70.37	1.17	4.28	H
	2840	-66.20	-13	-53.20	-60.32	-70.47	1.40	5.67	H
									H
									H
									H
									H
	1416	-44.57	-13	-31.57	-32.48	-48.47	0.87	4.78	V
	2128	-53.51	-13	-40.51	-44.31	-56.62	1.17	4.28	V
	2840	-66.48	-13	-53.48	-60.55	-70.75	1.40	5.67	V
									V
									V
									V
									V

Highest	1424	-41.67	-13	-28.67	-29.44	-45.62	0.88	4.83	H
	2136	-68.32	-13	-55.32	-59.56	-71.45	1.18	4.31	H
	2840	-66.45	-13	-53.45	-60.57	-70.72	1.40	5.67	H
									H
									H
									H
									H
	1424	-44.99	-13	-31.99	-33.05	-48.94	0.88	4.83	V
	2136	-68.52	-13	-55.52	-59.42	-71.65	1.18	4.31	V
	2840	-66.42	-13	-53.42	-60.49	-70.69	1.40	5.67	V
									V
									V
									V
									V

Remark: Spurious emissions within 30-1000MHz were found more than 20dB below limit line.

LTE Band 41

LTE Band 41 / 5MHz / QPSK									
Channel	Frequency (MHz)	EIRP (dBm)	Limit (dBm)	Over Limit (dB)	SPA Reading (dBm)	S.G. Power (dBm)	TX Cable loss (dB)	TX Antenna Gain (dBi)	Polarization (H/V)
Lowest	5094	-65.85	-25	-40.85	-65.32	-73.16	2.39	9.70	H
	7644	-50.80	-25	-25.80	-57.31	-60.30	2.38	11.89	H
	10188	-55.27	-25	-30.27	-68.27	-64.85	2.70	12.28	H
	12732	-51.08	-25	-26.08	-67.37	-60.90	2.86	12.68	H
	15288	-47.13	-25	-22.13	-66.1	-57.42	3.72	14.00	H
									H
									H
	5094	-65.04	-25	-40.04	-64.37	-72.35	2.39	9.70	V
	7644	-45.50	-25	-20.50	-52.23	-55.00	2.38	11.89	V
	10188	-46.81	-25	-21.81	-58.45	-56.39	2.70	12.28	V
	12732	-42.93	-25	-17.93	-58.5	-52.75	2.86	12.68	V
	15288	-39.91	-25	-14.91	-59.4	-50.20	3.72	14.00	V
									V
									V
Middle	5190	-63.14	-25	-38.14	-62.78	-70.39	2.45	9.70	H
	7785	-49.53	-25	-24.53	-56.23	-59.16	2.34	11.97	H
	10380	-55.84	-25	-30.84	-69	-65.50	2.69	12.35	H
	12975	-51.17	-25	-26.17	-68.24	-61.22	2.92	12.97	H
	15570	-45.75	-25	-20.75	-66.08	-56.12	3.84	14.20	H
									H
									H
	5190	-61.75	-25	-36.75	-61.27	-69.00	2.45	9.70	V
	7785	-41.17	-25	-16.17	-48.03	-50.80	2.34	11.97	V
	10380	-46.18	-25	-21.18	-58.5	-55.84	2.69	12.35	V
	12975	-43.27	-25	-18.27	-59.53	-53.32	2.92	12.97	V
	15570	-43.73	-25	-18.73	-63.38	-54.10	3.84	14.20	V
									V
									V

Highest	5285	-62.15	-25	-37.15	-62.04	-69.35	2.50	9.70	H
	7926	-45.54	-25	-20.54	-52.5	-55.30	2.29	12.06	H
	10570	-55.08	-25	-30.08	-68.44	-64.80	2.69	12.41	H
	13213	-49.49	-25	-24.49	-67.2	-59.80	2.98	13.30	H
	15860	-40.96	-25	-15.96	-62.38	-50.80	3.96	13.80	H
									H
									H
	5285	-60.06	-25	-35.06	-59.83	-67.26	2.50	9.70	V
	7926	-37.14	-25	-12.14	-44.18	-46.90	2.29	12.06	V
	10570	-44.28	-25	-19.28	-57.18	-54.00	2.69	12.41	V
	13213	-45.44	-25	-20.44	-62.31	-55.75	2.98	13.30	V
	15860	-36.86	-25	-11.86	-57.29	-46.70	3.96	13.80	V
									V
									V

Remark: Spurious emissions within 30-1000MHz were found more than 20dB below limit line.

LTE Band 41 / 10MHz / QPSK									
Channel	Frequency (MHz)	EIRP (dBm)	Limit (dBm)	Over Limit (dB)	SPA Reading (dBm)	S.G. Power (dBm)	TX Cable loss (dB)	TX Antenna Gain (dBi)	Polarization (H/V)
Lowest	5100	-64.39	-25	-39.39	-63.83	-71.70	2.39	9.70	H
	7650	-50.58	-25	-25.58	-57.04	-60.09	2.38	11.89	H
	10200	-55.70	-25	-30.70	-68.67	-65.28	2.70	12.28	H
	12745	-48.92	-25	-23.92	-65.28	-58.75	2.87	12.69	H
	15300	-43.70	-25	-18.70	-62.79	-54.00	3.72	14.02	H
									H
									H
	5100	-63.28	-25	-38.28	-62.52	-70.59	2.39	9.70	V
	7650	-45.00	-25	-20.00	-51.7	-54.51	2.38	11.89	V
	10200	-44.65	-25	-19.65	-56.38	-54.23	2.70	12.28	V
	12744	-41.28	-25	-16.28	-56.89	-51.11	2.87	12.69	V
	15300	-39.55	-25	-14.55	-59.05	-49.85	3.72	14.02	V
									V
									V
Middle	5190	-62.81	-25	-37.81	-62.46	-70.06	2.45	9.70	H
	7788	-44.16	-25	-19.16	-50.89	-53.80	2.34	11.97	H
	10383	-53.63	-25	-28.63	-66.77	-63.29	2.69	12.35	H
	12975	-49.84	-25	-24.84	-66.91	-59.89	2.92	12.97	H
	15570	-43.48	-25	-18.48	-63.83	-53.85	3.84	14.20	H
									H
									H
	5190	-59.70	-25	-34.70	-59.2	-66.95	2.45	9.70	V
	7788	-40.73	-25	-15.73	-47.58	-50.37	2.34	11.97	V
	10383	-44.45	-25	-19.45	-56.77	-54.11	2.69	12.35	V
	12975	-43.20	-25	-18.20	-59.47	-53.25	2.92	12.97	V
	15570	-38.89	-25	-13.89	-58.55	-49.26	3.84	14.20	V
									V
									V

	5280	-62.25	-25	-37.25	-62.17	-69.45	2.50	9.70	H
	7920	-47.69	-25	-22.69	-54.64	-57.45	2.29	12.05	H
	10560	-54.69	-25	-29.69	-68.07	-64.41	2.69	12.41	H
	13200	-50.96	-25	-25.96	-68.67	-61.26	2.98	13.28	H
	15840	-43.33	-25	-18.33	-64.67	-53.21	3.95	13.82	H
									H
									H
Highest	5280	-60.61	-25	-35.61	-60.41	-67.81	2.50	9.70	V
	7920	-35.61	-25	-10.61	-42.64	-45.37	2.29	12.05	V
	10560	-45.02	-25	-20.02	-57.86	-54.74	2.69	12.41	V
	13200	-45.29	-25	-20.29	-62.18	-55.59	2.98	13.28	V
	15840	-39.66	-25	-14.66	-60.06	-49.54	3.95	13.82	V
									V
									V

Remark: Spurious emissions within 30-1000MHz were found more than 20dB below limit line.

LTE Band 41 / 15MHz / QPSK									
Channel	Frequency (MHz)	EIRP (dBm)	Limit (dBm)	Over Limit (dB)	SPA Reading (dBm)	S.G. Power (dBm)	TX Cable loss (dB)	TX Antenna Gain (dBi)	Polarization (H/V)
Lowest	5106	-64.38	-25	-39.38	-63.85	-71.68	2.40	9.70	H
	7656	-51.85	-25	-26.85	-58.34	-61.36	2.38	11.89	H
	10212	-53.78	-25	-28.78	-66.75	-63.37	2.69	12.28	H
	12762	-48.59	-25	-23.59	-61.94	-58.43	2.87	12.71	H
	15311	-45.20	-25	-20.20	-64.33	-55.51	3.73	14.04	H
									H
									H
	5106	-63.85	-25	-38.85	-63.13	-71.15	2.40	9.70	V
	7656	-44.99	-25	-19.99	-51.7	-54.50	2.38	11.89	V
	10212	-43.96	-25	-18.96	-55.71	-53.55	2.69	12.28	V
	12762	-44.00	-25	-19.00	-59.66	-53.84	2.87	12.71	V
	15311	-40.50	-25	-15.50	-59.92	-50.81	3.73	14.04	V
									V
									V
Middle	5190	-63.24	-25	-38.24	-62.88	-70.49	2.45	9.70	H
	7788	-45.86	-25	-20.86	-52.57	-55.50	2.34	11.97	H
	10380	-54.18	-25	-29.18	-67.32	-63.84	2.69	12.35	H
	12975	-49.58	-25	-24.58	-66.65	-59.63	2.92	12.97	H
	15570	-44.70	-25	-19.70	-65.03	-55.07	3.84	14.20	H
									H
									H
	5190	-61.29	-25	-36.29	-60.78	-68.54	2.45	9.70	V
	7788	-40.34	-25	-15.34	-47.19	-49.98	2.34	11.97	V
	10380	-45.24	-25	-20.24	-57.57	-54.90	2.69	12.35	V
	12975	-42.70	-25	-17.70	-59.01	-52.75	2.92	12.97	V
	15570	-40.53	-25	-15.53	-60.19	-50.90	3.84	14.20	V
									V
									V

Highest	5274	-62.93	-25	-37.93	-62.77	-70.14	2.49	9.70	H
	7914	-46.80	-25	-21.80	-53.75	-56.55	2.30	12.05	H
	10548	-55.49	-25	-30.49	-68.87	-65.21	2.69	12.41	H
	13188	-51.70	-25	-26.70	-69.35	-61.99	2.98	13.26	H
	15828	-44.00	-25	-19.00	-65.29	-53.90	3.94	13.84	H
									H
									H
	5274	-60.88	-25	-35.88	-60.6	-68.09	2.49	9.70	V
	7914	-39.80	-25	-14.80	-46.82	-49.55	2.30	12.05	V
	10548	-48.22	-25	-23.22	-61.07	-57.94	2.69	12.41	V
	13188	-45.97	-25	-20.97	-62.79	-56.26	2.98	13.26	V
	15828	-38.00	-25	-13.00	-58.35	-47.90	3.94	13.84	V
									V
									V

Remark: Spurious emissions within 30-1000MHz were found more than 20dB below limit line.

LTE Band 41 / 20MHz / QPSK									
Channel	Frequency (MHz)	EIRP (dBm)	Limit (dBm)	Over Limit (dB)	SPA Reading (dBm)	S.G. Power (dBm)	TX Cable loss (dB)	TX Antenna Gain (dBi)	Polarization (H/V)
Lowest	5110	-64.51	-25	-39.51	-63.98	-71.81	2.40	9.70	H
	7665	-50.55	-25	-25.55	-57.04	-60.07	2.38	11.90	H
	10220	-53.35	-25	-28.35	-66.32	-62.94	2.69	12.29	H
	12775	-48.52	-25	-23.52	-64.93	-58.38	2.87	12.73	H
	15333	-46.32	-25	-21.32	-65.54	-56.65	3.74	14.07	H
									H
									H
	5110	-64.35	-25	-39.35	-63.63	-71.65	2.40	9.70	V
	7665	-47.69	-25	-22.69	-54.4	-57.21	2.38	11.90	V
	10220	-47.71	-25	-22.71	-59.46	-57.30	2.69	12.29	V
	12775	-45.57	-25	-20.57	-61.28	-55.43	2.87	12.73	V
	15333	-41.49	-25	-16.49	-60.92	-51.82	3.74	14.07	V
									V
									V
Middle	5190	-62.60	-25	-37.60	-62.24	-69.85	2.45	9.70	H
	7785	-44.41	-25	-19.41	-51.11	-54.04	2.34	11.97	H
	10380	-52.96	-25	-27.96	-66.1	-62.62	2.69	12.35	H
	12975	-48.71	-25	-23.71	-65.78	-58.76	2.92	12.97	H
	15564	-41.21	-25	-16.21	-61.54	-51.59	3.83	14.21	H
									H
									H
	5190	-61.75	-25	-36.75	-61.24	-69.00	2.45	9.70	V
	7785	-41.51	-25	-16.51	-48.36	-51.14	2.34	11.97	V
	10380	-44.98	-25	-19.98	-57.3	-54.64	2.69	12.35	V
	12975	-40.89	-25	-15.89	-57.15	-50.94	2.92	12.97	V
	15564	-41.18	-25	-16.18	-60.83	-51.56	3.83	14.21	V
									V
									V

Highest	5270	-63.11	-25	-38.11	-62.95	-70.32	2.49	9.70	H
	7905	-45.25	-25	-20.25	-52.15	-54.99	2.30	12.04	H
	10542	-54.64	-25	-29.64	-67.98	-64.36	2.69	12.41	H
	13176	-50.15	-25	-25.15	-67.76	-60.42	2.97	13.25	H
	15805	-41.78	-25	-16.78	-62.98	-51.72	3.93	13.87	H
									H
									H
	5270	-61.96	-25	-36.96	-61.68	-69.17	2.49	9.70	V
	7905	-40.73	-25	-15.73	-47.73	-50.47	2.30	12.04	V
	10542	-49.28	-25	-24.28	-62.09	-59.00	2.69	12.41	V
	13176	-44.69	-25	-19.69	-61.46	-54.96	2.97	13.25	V
	15805	-42.48	-25	-17.48	-62.77	-52.42	3.93	13.87	V
									V
									V

Remark: Spurious emissions within 30-1000MHz were found more than 20dB below limit line.

Appendix C. Original Report

Please refer to Sporton report number FG651612B.