#01_GSM850_GPRS (2 Tx slots)_Right Cheek_Ch251

Communication System: GSM850; Frequency: 848.8 MHz;Duty Cycle: 1:4.15
Medium: HSL_850_160525 Medium parameters used: f = 849 MHz; σ = 0.893 mho/m; ε_r = 42.7; ρ = 1000 kg/m^3
Ambient Temperature：23.1 ℃; Liquid Temperature：22.1 ℃

DASY4 Configuration:
- Probe: EX3DV4 - SN7346; ConvF(9.8, 9.8, 9.8); Calibrated: 2015/9/2
- Sensor-Surface: 1.4mm (Mechanical Surface Detection)
- Electronics: DAE4 Sn916; Calibrated: 2015/12/16
- Phantom: SAM_Right; Type: SAM_Right; Serial: TP-1303
- ;Postprocessing SW: SEMCAD, V1.8 Build 159

Area Scan (61x111x1): Measurement grid: dx=15mm, dy=15mm
Maximum value of SAR (interpolated) = 0.554 mW/g

Zoom Scan (5x5x7)/Cube 0: Measurement grid: dx=8mm, dy=8mm, dz=5mm
Reference Value = 20.9 V/m; Power Drift = 0.025 dB
Peak SAR (extrapolated) = 0.594 W/kg
SAR(1 g) = 0.493 mW/g; SAR(10 g) = 0.388 mW/g
Maximum value of SAR (measured) = 0.570 mW/g



0 dB = 0.570mW/g

#02_GSM1900_GPRS (3 Tx slots)_Left Cheek_Ch512

Communication System: PCS; Frequency: 1850.2 MHz;Duty Cycle: 1:2.77
Medium: HSL_1900_160524 Medium parameters used : f = 1850.2 MHz; σ = 1.41 mho/m; ε_r = 38.5; ρ = 1000 kg/m^3
Ambient Temperature：23.3 ℃; Liquid Temperature：22.3 ℃

DASY4 Configuration:
- Probe: EX3DV4 - SN7346; ConvF(8.33, 8.33, 8.33); Calibrated: 2015/9/2
- Sensor-Surface: 1.4mm (Mechanical Surface Detection)
- Electronics: DAE4 Sn916; Calibrated: 2015/12/16
- Phantom: SAM_Right; Type: SAM_Right; Serial: TP-1303
- ;Postprocessing SW: SEMCAD, V1.8 Build 159

Area Scan (61x111x1): Measurement grid: dx=15mm, dy=15mm
Maximum value of SAR (interpolated) = 0.513 mW/g

Zoom Scan (5x5x7)/Cube 0: Measurement grid: dx=8mm, dy=8mm, dz=5mm
Reference Value = 9.29 V/m; Power Drift = 0.042 dB
Peak SAR (extrapolated) = 0.488 W/kg
SAR(1 g) = 0.321 mW/g; SAR(10 g) = 0.207 mW/g
Maximum value of SAR (measured) = 0.430 mW/g



0 dB = 0.430mW/g

#03_WCDMA II_RMC 12.2Kbps_Left Cheek_Ch9262

Communication System: WCDMA; Frequency: 1852.4 MHz;Duty Cycle: 1:1
Medium: HSL_1900_160524 Medium parameters used : f = 1852.4 MHz; σ = 1.41 mho/m; ε_r = 38.5; ρ = 1000 kg/m^3
Ambient Temperature：23.3 ℃; Liquid Temperature：22.3 ℃

DASY4 Configuration:
- Probe: EX3DV4 - SN7346; ConvF(8.33, 8.33, 8.33); Calibrated: 2015/9/2
- Sensor-Surface: 1.4mm (Mechanical Surface Detection)
- Electronics: DAE4 Sn916; Calibrated: 2015/12/16
- Phantom: SAM_Right; Type: SAM_Right; Serial: TP-1303
- ;Postprocessing SW: SEMCAD, V1.8 Build 159

Area Scan (61x111x1): Measurement grid: dx=15mm, dy=15mm
Maximum value of SAR (interpolated) = 0.975 mW/g

Zoom Scan (5x5x7)/Cube 0: Measurement grid: dx=8mm, dy=8mm, dz=5mm
Reference Value = 13.1 V/m; Power Drift = -0.109 dB
Peak SAR (extrapolated) = 0.949 W/kg
SAR(1 g) = 0.586 mW/g; SAR(10 g) = 0.392 mW/g
Maximum value of SAR (measured) = 0.838 mW/g



0 dB = 0.838mW/g

#04_WCDMA IV_RMC 12.2Kbps_Left Cheek_Ch1513

Communication System: WCDMA; Frequency: 1752.6 MHz;Duty Cycle: 1:1
Medium: HSL_1750_160523 Medium parameters used: f = 1753 MHz; σ = 1.36 mho/m; ε_r = 40.4; ρ = 1000 kg/m^3
Ambient Temperature：23.3 ℃; Liquid Temperature：22.3 ℃

DASY4 Configuration:
- Probe: EX3DV4 - SN7346; ConvF(8.6, 8.6, 8.6); Calibrated: 2015/9/2
- Sensor-Surface: 1.4mm (Mechanical Surface Detection)
- Electronics: DAE4 Sn916; Calibrated: 2015/12/16
- Phantom: SAM_Right; Type: SAM_Right; Serial: TP-1303
- ;Postprocessing SW: SEMCAD, V1.8 Build 159

Area Scan (61x111x1): Measurement grid: dx=15mm, dy=15mm
Maximum value of SAR (interpolated) = 0.765 mW/g

Zoom Scan (5x5x7)/Cube 0: Measurement grid: dx=8mm, dy=8mm, dz=5mm
Reference Value = 12.3 V/m; Power Drift = -0.084 dB
Peak SAR (extrapolated) = 0.741 W/kg
SAR(1 g) = 0.502 mW/g; SAR(10 g) = 0.328 mW/g
Maximum value of SAR (measured) = 0.659 mW/g



0 dB = 0.659mW/g

Test Laboratory: Sporton International Inc. SAR/HAC Testing Lab Date: 2016/5/25

#05_WCDMA V_RMC 12.2Kbps_Right Cheek_Ch4233

Communication System: WCDMA; Frequency: 846.6 MHz;Duty Cycle: 1:1
Medium: HSL_850_160525 Medium parameters used: f = 847 MHz; σ = 0.891 mho/m; ε_r = 42.8; ρ = 1000 kg/m^3
Ambient Temperature：23.1 ℃; Liquid Temperature：22.1 ℃

DASY4 Configuration:
- Probe: EX3DV4 - SN7346; ConvF(9.8, 9.8, 9.8); Calibrated: 2015/9/2
- Sensor-Surface: 1.4mm (Mechanical Surface Detection)
- Electronics: DAE4 Sn916; Calibrated: 2015/12/16
- Phantom: SAM_Right; Type: SAM_Right; Serial: TP-1303
- ;Postprocessing SW: SEMCAD, V1.8 Build 159

Area Scan (61x111x1): Measurement grid: dx=15mm, dy=15mm
Maximum value of SAR (interpolated) = 0.410 mW/g

Zoom Scan (5x5x7)/Cube 0: Measurement grid: dx=8mm, dy=8mm, dz=5mm
Reference Value = 17.9 V/m; Power Drift = 0.109 dB
Peak SAR (extrapolated) = 0.438 W/kg
SAR(1 g) = 0.360 mW/g; SAR(10 g) = 0.283 mW/g
Maximum value of SAR (measured) = 0.413 mW/g

0 dB = 0.413mW/g

#06_CDMA BC0_1xRTT RC3 SO55_Left Cheek_Ch384

Communication System: CDMA ; Frequency: 836.52 MHz;Duty Cycle: 1:1
Medium: HSL_850_160525 Medium parameters used: f = 837 MHz; σ = 0.881 mho/m; ε_r = 42.9; ρ = 1000 kg/m^3
Ambient Temperature：23.1 ℃; Liquid Temperature：22.1 ℃

DASY4 Configuration:
- Probe: EX3DV4 - SN7346; ConvF(9.8, 9.8, 9.8); Calibrated: 2015/9/2
- Sensor-Surface: 1.4mm (Mechanical Surface Detection)
- Electronics: DAE4 Sn916; Calibrated: 2015/12/16
- Phantom: SAM_Right; Type: SAM_Right; Serial: TP-1303
- ;Postprocessing SW: SEMCAD, V1.8 Build 159

Area Scan (61x111x1): Measurement grid: dx=15mm, dy=15mm
Maximum value of SAR (interpolated) = 0.438 mW/g

Zoom Scan (5x5x7)/Cube 0: Measurement grid: dx=8mm, dy=8mm, dz=5mm
Reference Value = 21.8 V/m; Power Drift = 0.023 dB
Peak SAR (extrapolated) = 0.435 W/kg
SAR(1 g) = 0.353 mW/g; SAR(10 g) = 0.275 mW/g
Maximum value of SAR (measured) = 0.412 mW/g



0 dB = 0.412mW/g

#07_CDMA BC1_1xRTT RC3 SO55_Left Cheek_Ch1175

Communication System: CDMA ; Frequency: 1908.75 MHz;Duty Cycle: 1:1
Medium: HSL_1900_160524 Medium parameters used: f = 1909 MHz; σ = 1.46 mho/m; ε_r = 38.3; ρ = 1000 kg/m^3
Ambient Temperature：23.3 ℃; Liquid Temperature：22.3 ℃

DASY4 Configuration:
- Probe: EX3DV4 - SN7346; ConvF(8.33, 8.33, 8.33); Calibrated: 2015/9/2
- Sensor-Surface: 1.4mm (Mechanical Surface Detection)
- Electronics: DAE4 Sn916; Calibrated: 2015/12/16
- Phantom: SAM_Right; Type: SAM_Right; Serial: TP-1303
- ;Postprocessing SW: SEMCAD, V1.8 Build 159

Area Scan (61x111x1): Measurement grid: dx=15mm, dy=15mm
Maximum value of SAR (interpolated) = 0.844 mW/g

Zoom Scan (5x5x7)/Cube 0: Measurement grid: dx=8mm, dy=8mm, dz=5mm
Reference Value = 11.3 V/m; Power Drift = -0.114 dB
Peak SAR (extrapolated) = 0.833 W/kg
SAR(1 g) = 0.534 mW/g; SAR(10 g) = 0.340 mW/g
Maximum value of SAR (measured) = 0.731 mW/g

0 dB = 0.731mW/g

#08_CDMA BC10_1xRTT RC3 SO55_Right Cheek_Ch520

Communication System: CDMA ; Frequency: 819 MHz;Duty Cycle: 1:1
Medium: HSL_850_160525 Medium parameters used : f = 819 MHz; σ = 0.865 mho/m; ε_r = 43.1; ρ = 1000 kg/m^3
Ambient Temperature：23.1 ℃; Liquid Temperature：22.1 ℃

DASY4 Configuration:
- Probe: EX3DV4 - SN7346; ConvF(9.8, 9.8, 9.8); Calibrated: 2015/9/2
- Sensor-Surface: 1.4mm (Mechanical Surface Detection)
- Electronics: DAE4 Sn916; Calibrated: 2015/12/16
- Phantom: SAM_Right; Type: SAM_Right; Serial: TP-1303
- ;Postprocessing SW: SEMCAD, V1.8 Build 159

Area Scan (61x111x1): Measurement grid: dx=15mm, dy=15mm
Maximum value of SAR (interpolated) = 0.443 mW/g

Zoom Scan (5x5x7)/Cube 0: Measurement grid: dx=8mm, dy=8mm, dz=5mm
Reference Value = 20.3 V/m; Power Drift = 0.081 dB
Peak SAR (extrapolated) = 0.497 W/kg
SAR(1 g) = 0.404 mW/g; SAR(10 g) = 0.318 mW/g
Maximum value of SAR (measured) = 0.463 mW/g

0 dB = 0.463mW/g

#09_LTE Band 2_20M_QPSK_1_49_Left Cheek_Ch18700

Communication System: LTE; Frequency: 1860 MHz;Duty Cycle: 1:1
Medium: HSL_1900_160524 Medium parameters used: f = 1860 MHz; σ = 1.42 mho/m; ε_r = 38.5; ρ = 1000 kg/m^3
Ambient Temperature：23.3 ℃; Liquid Temperature：22.3 ℃

DASY4 Configuration:
- Probe: EX3DV4 - SN7346; ConvF(8.33, 8.33, 8.33); Calibrated: 2015/9/2
- Sensor-Surface: 1.4mm (Mechanical Surface Detection)
- Electronics: DAE4 Sn916; Calibrated: 2015/12/16
- Phantom: SAM_Right; Type: SAM_Right; Serial: TP-1303
- ;Postprocessing SW: SEMCAD, V1.8 Build 159

Area Scan (61x111x1): Measurement grid: dx=15mm, dy=15mm
Maximum value of SAR (interpolated) = 0.716 mW/g

Zoom Scan (5x5x7)/Cube 0: Measurement grid: dx=8mm, dy=8mm, dz=5mm
Reference Value = 11.1 V/m; Power Drift = -0.036 dB
Peak SAR (extrapolated) = 0.739 W/kg
SAR(1 g) = 0.476 mW/g; SAR(10 g) = 0.299 mW/g
Maximum value of SAR (measured) = 0.655 mW/g

0 dB = 0.655mW/g

#10_LTE Band 4_20M_QPSK_1_0_Left Cheek_Ch20175

Communication System: LTE; Frequency: 1732.5 MHz;Duty Cycle: 1:1
Medium: HSL_1750_160523 Medium parameters used: f = 1732.5 MHz; σ = 1.34 mho/m; ε_r = 40.5; ρ = 1000 kg/m^3
Ambient Temperature：23.3 ℃; Liquid Temperature：22.3 ℃

DASY4 Configuration:
- Probe: EX3DV4 - SN7346; ConvF(8.6, 8.6, 8.6); Calibrated: 2015/9/2
- Sensor-Surface: 1.4mm (Mechanical Surface Detection)
- Electronics: DAE4 Sn916; Calibrated: 2015/12/16
- Phantom: SAM_Right; Type: SAM_Right; Serial: TP-1303
- ;Postprocessing SW: SEMCAD, V1.8 Build 159

Area Scan (61x111x1): Measurement grid: dx=15mm, dy=15mm
Maximum value of SAR (interpolated) = 0.751 mW/g

Zoom Scan (5x5x7)/Cube 0: Measurement grid: dx=8mm, dy=8mm, dz=5mm
Reference Value = 11.9 V/m; Power Drift = -0.149 dB
Peak SAR (extrapolated) = 0.720 W/kg
SAR(1 g) = 0.493 mW/g; SAR(10 g) = 0.325 mW/g
Maximum value of SAR (measured) = 0.634 mW/g



0 dB = 0.634mW/g

#11_LTE Band 5_10M_QPSK_1_25_Right Cheek_Ch20525

Communication System: LTE; Frequency: 836.5 MHz;Duty Cycle: 1:1
Medium: HSL_850_160525 Medium parameters used: f = 836.5 MHz; σ = 0.881 mho/m; ε_r = 42.9; ρ = 1000 kg/m^3
Ambient Temperature：23.1 ℃； Liquid Temperature：22.1 ℃

DASY4 Configuration:
- Probe: EX3DV4 - SN7346; ConvF(9.8, 9.8, 9.8); Calibrated: 2015/9/2
- Sensor-Surface: 1.4mm (Mechanical Surface Detection)
- Electronics: DAE4 Sn916; Calibrated: 2015/12/16
- Phantom: SAM_Right; Type: SAM_Right; Serial: TP-1303
- ;Postprocessing SW: SEMCAD, V1.8 Build 159

Area Scan (61x111x1): Measurement grid: dx=15mm, dy=15mm
Maximum value of SAR (interpolated) = 0.357 mW/g

Zoom Scan (5x5x7)/Cube 0: Measurement grid: dx=8mm, dy=8mm, dz=5mm
Reference Value = 17.4 V/m; Power Drift = 0.091 dB
Peak SAR (extrapolated) = 0.382 W/kg
SAR(1 g) = 0.318 mW/g; SAR(10 g) = 0.251 mW/g
Maximum value of SAR (measured) = 0.366 mW/g



0 dB = 0.366mW/g

#12_LTE Band 7_20M_QPSK_50_0_Left Cheek_Ch21350

Communication System: LTE; Frequency: 2560 MHz;Duty Cycle: 1:1
Medium: HSL_2600_160517 Medium parameters used: f = 2560 MHz; σ = 1.86 mho/m; ε_r = 37.6; ρ = 1000 kg/m^3
Ambient Temperature：23.5 ℃; Liquid Temperature：22.5 ℃

DASY4 Configuration:
- Probe: EX3DV4 - SN7346; ConvF(7.15, 7.15, 7.15); Calibrated: 2015/9/2
- Sensor-Surface: 1.4mm (Mechanical Surface Detection)
- Electronics: DAE4 Sn916; Calibrated: 2015/12/16
- Phantom: SAM_Right; Type: SAM_Right; Serial: TP-1303
- ;Postprocessing SW: SEMCAD, V1.8 Build 159

Area Scan (81x141x1): Measurement grid: dx=12mm, dy=12mm
Maximum value of SAR (interpolated) = 0.826 mW/g

Zoom Scan (7x7x7)/Cube 0: Measurement grid: dx=5mm, dy=5mm, dz=5mm
Reference Value = 5.65 V/m; Power Drift = -0.003 dB
Peak SAR (extrapolated) = 1.05 W/kg
SAR(1 g) = 0.567 mW/g; SAR(10 g) = 0.295 mW/g
Maximum value of SAR (measured) = 0.880 mW/g



0 dB = 0.880mW/g

#13_LTE Band 12_10M_QPSK_1_49_Left Cheek_Ch23095

Communication System: LTE; Frequency: 707.5 MHz;Duty Cycle: 1:1
Medium: HSL_750_160525 Medium parameters used : f = 707.5 MHz; σ = 0.859 mho/m; ε_r = 42.2; ρ = 1000 kg/m^3
Ambient Temperature：23.2 ℃； Liquid Temperature：22.2 ℃

DASY4 Configuration:
- Probe: EX3DV4 - SN7346; ConvF(10.22, 10.22, 10.22); Calibrated: 2015/9/2
- Sensor-Surface: 1.4mm (Mechanical Surface Detection)
- Electronics: DAE4 Sn916; Calibrated: 2015/12/16
- Phantom: SAM_Right; Type: SAM_Right; Serial: TP-1303
- ;Postprocessing SW: SEMCAD, V1.8 Build 159

Area Scan (61x111x1): Measurement grid: dx=15mm, dy=15mm
Maximum value of SAR (interpolated) = 0.275 mW/g

Zoom Scan (5x5x7)/Cube 0: Measurement grid: dx=8mm, dy=8mm, dz=5mm
Reference Value = 7.28 V/m; Power Drift = 0.156 dB
Peak SAR (extrapolated) = 0.270 W/kg
SAR(1 g) = 0.222 mW/g; SAR(10 g) = 0.181 mW/g
Maximum value of SAR (measured) = 0.254 mW/g



0 dB = 0.254mW/g

#14_LTE Band 13_10M_QPSK_1_0_Right Cheek_Ch23230

Communication System: LTE; Frequency: 782 MHz;Duty Cycle: 1:1
Medium: HSL_750_160525 Medium parameters used: f = 782 MHz; σ = 0.927 mho/m; ε_r = 41.2; ρ = 1000 kg/m^3
Ambient Temperature：23.2 ℃; Liquid Temperature：22.2 ℃

DASY4 Configuration:
- Probe: EX3DV4 - SN7346; ConvF(10.22, 10.22, 10.22); Calibrated: 2015/9/2
- Sensor-Surface: 1.4mm (Mechanical Surface Detection)
- Electronics: DAE4 Sn916; Calibrated: 2015/12/16
- Phantom: SAM_Right; Type: SAM_Right; Serial: TP-1303
- ;Postprocessing SW: SEMCAD, V1.8 Build 159

Area Scan (61x111x1): Measurement grid: dx=15mm, dy=15mm
Maximum value of SAR (interpolated) = 0.307 mW/g

Zoom Scan (5x5x7)/Cube 0: Measurement grid: dx=8mm, dy=8mm, dz=5mm
Reference Value = 19.2 V/m; Power Drift = -0.017 dB
Peak SAR (extrapolated) = 0.347 W/kg
SAR(1 g) = 0.277 mW/g; SAR(10 g) = 0.223 mW/g
Maximum value of SAR (measured) = 0.322 mW/g

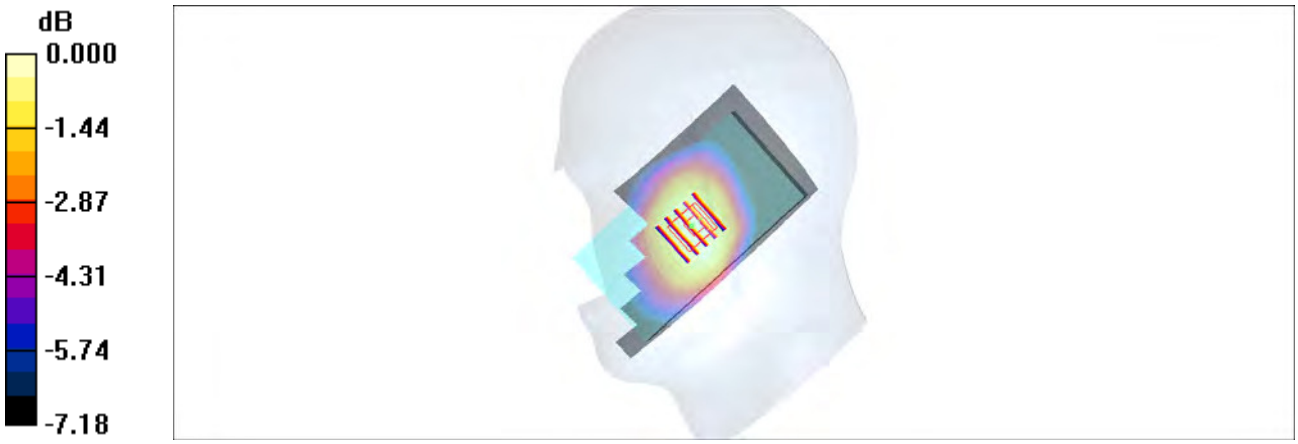

0 dB = 0.322mW/g

Test Laboratory: Sporton International Inc. SAR/HAC Testing Lab Date: 2016/5/24

#15_LTE Band 25_20M_QPSK_1_49_Left Cheek_Ch26140

Communication System: LTE; Frequency: 1860 MHz;Duty Cycle: 1:1
Medium: HSL_1900_160524 Medium parameters used: f = 1860 MHz; σ = 1.42 mho/m; ε_r = 38.5; ρ = 1000 kg/m^3
Ambient Temperature：23.3 ℃; Liquid Temperature：22.3 ℃

DASY4 Configuration:
- Probe: EX3DV4 - SN7346; ConvF(8.33, 8.33, 8.33); Calibrated: 2015/9/2
- Sensor-Surface: 1.4mm (Mechanical Surface Detection)
- Electronics: DAE4 Sn916; Calibrated: 2015/12/16
- Phantom: SAM_Right; Type: SAM_Right; Serial: TP-1303
- ;Postprocessing SW: SEMCAD, V1.8 Build 159

Area Scan (61x111x1): Measurement grid: dx=15mm, dy=15mm
Maximum value of SAR (interpolated) = 0.754 mW/g

Zoom Scan (5x5x7)/Cube 0: Measurement grid: dx=8mm, dy=8mm, dz=5mm
Reference Value = 10.9 V/m; Power Drift = 0.099 dB
Peak SAR (extrapolated) = 0.730 W/kg
SAR(1 g) = 0.480 mW/g; SAR(10 g) = 0.305 mW/g
Maximum value of SAR (measured) = 0.648 mW/g



0 dB = 0.648mW/g

#16_LTE Band 26_15M_QPSK_1_0_Right Cheek_Ch26865

Communication System: LTE; Frequency: 831.5 MHz;Duty Cycle: 1:1
Medium: HSL_850_160525 Medium parameters used: f = 831.5 MHz; σ = 0.876 mho/m; ε_r = 42.9; ρ = 1000 kg/m^3
Ambient Temperature：23.1 ℃; Liquid Temperature：22.1 ℃

DASY4 Configuration:
- Probe: EX3DV4 - SN7346; ConvF(9.8, 9.8, 9.8); Calibrated: 2015/9/2
- Sensor-Surface: 1.4mm (Mechanical Surface Detection)
- Electronics: DAE4 Sn916; Calibrated: 2015/12/16
- Phantom: SAM_Right; Type: SAM_Right; Serial: TP-1303
- ;Postprocessing SW: SEMCAD, V1.8 Build 159

Area Scan (61x111x1): Measurement grid: dx=15mm, dy=15mm
Maximum value of SAR (interpolated) = 0.345 mW/g

Zoom Scan (5x5x7)/Cube 0: Measurement grid: dx=8mm, dy=8mm, dz=5mm
Reference Value = 18.0 V/m; Power Drift = 0.132 dB
Peak SAR (extrapolated) = 0.392 W/kg
SAR(1 g) = 0.317 mW/g; SAR(10 g) = 0.252 mW/g
Maximum value of SAR (measured) = 0.365 mW/g

0 dB = 0.365mW/g

Test Laboratory: Sporton International Inc. SAR/HAC Testing Lab Date: 2016/5/17

#17_LTE Band 41_20M_QPSK_1_0_Left Cheek_Ch40620

Communication System: LTE; Frequency: 2593 MHz;Duty Cycle: 1:1.59
Medium: HSL_2600_160517 Medium parameters used: f = 2593 MHz; σ = 1.91 mho/m; ε_r = 37.5; ρ = 1000 kg/m^3
Ambient Temperature：23.5 ℃; Liquid Temperature：22.5 ℃

DASY4 Configuration:
- Probe: EX3DV4 - SN7346; ConvF(7.15, 7.15, 7.15); Calibrated: 2015/9/2
- Sensor-Surface: 1.4mm (Mechanical Surface Detection)
- Electronics: DAE4 Sn916; Calibrated: 2015/12/16
- Phantom: SAM_Right; Type: SAM_Right; Serial: TP-1303
- ;Postprocessing SW: SEMCAD, V1.8 Build 159

Area Scan (81x141x1): Measurement grid: dx=12mm, dy=12mm
Maximum value of SAR (interpolated) = 0.660 mW/g

Zoom Scan (7x7x7)/Cube 0: Measurement grid: dx=5mm, dy=5mm, dz=5mm
Reference Value = 5.52 V/m; Power Drift = 0.102 dB
Peak SAR (extrapolated) = 0.809 W/kg
SAR(1 g) = 0.444 mW/g; SAR(10 g) = 0.230 mW/g
Maximum value of SAR (measured) = 0.679 mW/g



0 dB = 0.679mW/g

#18_WLAN2.4GHz_802.11b 1Mbps_Left Cheek_Ch6

Communication System: 802.11b ; Frequency: 2437 MHz;Duty Cycle: 1:1.024
Medium: HSL_2450_160517 Medium parameters used: f = 2437 MHz; σ = 1.74 mho/m; ε_r = 38.1; ρ = 1000 kg/m^3
Ambient Temperature：23.5 ℃; Liquid Temperature：22.5 ℃

DASY4 Configuration:
- Probe: EX3DV4 - SN7346; ConvF(7.27, 7.27, 7.27); Calibrated: 2015/9/2
- Sensor-Surface: 1.4mm (Mechanical Surface Detection)
- Electronics: DAE4 Sn916; Calibrated: 2015/12/16
- Phantom: SAM_Right; Type: SAM_Right; Serial: TP-1303
- ;Postprocessing SW: SEMCAD, V1.8 Build 159

Area Scan (81x141x1): Measurement grid: dx=12mm, dy=12mm
Maximum value of SAR (interpolated) = 0.584 mW/g

Zoom Scan (7x7x7)/Cube 0: Measurement grid: dx=5mm, dy=5mm, dz=5mm
Reference Value = 13.8 V/m; Power Drift = -0.111 dB
Peak SAR (extrapolated) = 0.674 W/kg
SAR(1 g) = 0.360 mW/g; SAR(10 g) = 0.184 mW/g
Maximum value of SAR (measured) = 0.553 mW/g



0 dB = 0.553mW/g

Test Laboratory: Sporton International Inc. SAR/HAC Testing Lab Date: 2016/5/19

#19_GSM850_GPRS (2 Tx slots)_Back_10mm_Ch251

Communication System: GSM850; Frequency: 848.8 MHz;Duty Cycle: 1:4.15
Medium: MSL_850_160519 Medium parameters used: f = 849 MHz; σ = 0.987 mho/m; ε_r = 56.9; ρ = 1000 kg/m^3
Ambient Temperature：23.5 ℃; Liquid Temperature：22.5 ℃

DASY4 Configuration:
- Probe: EX3DV4 - SN7346; ConvF(10.05, 10.05, 10.05); Calibrated: 2015/9/2
- Sensor-Surface: 1.4mm (Mechanical Surface Detection)
- Electronics: DAE4 Sn916; Calibrated: 2015/12/16
- Phantom: SAM_Right; Type: SAM_Right; Serial: TP-1303
- ;Postprocessing SW: SEMCAD, V1.8 Build 159

Area Scan (71x121x1): Measurement grid: dx=15mm, dy=15mm
Maximum value of SAR (interpolated) = 0.780 mW/g

Zoom Scan (5x5x7)/Cube 0: Measurement grid: dx=8mm, dy=8mm, dz=5mm
Reference Value = 29.1 V/m; Power Drift = 0.060 dB
Peak SAR (extrapolated) = 0.844 W/kg
SAR(1 g) = 0.637 mW/g; SAR(10 g) = 0.496 mW/g
Maximum value of SAR (measured) = 0.773 mW/g

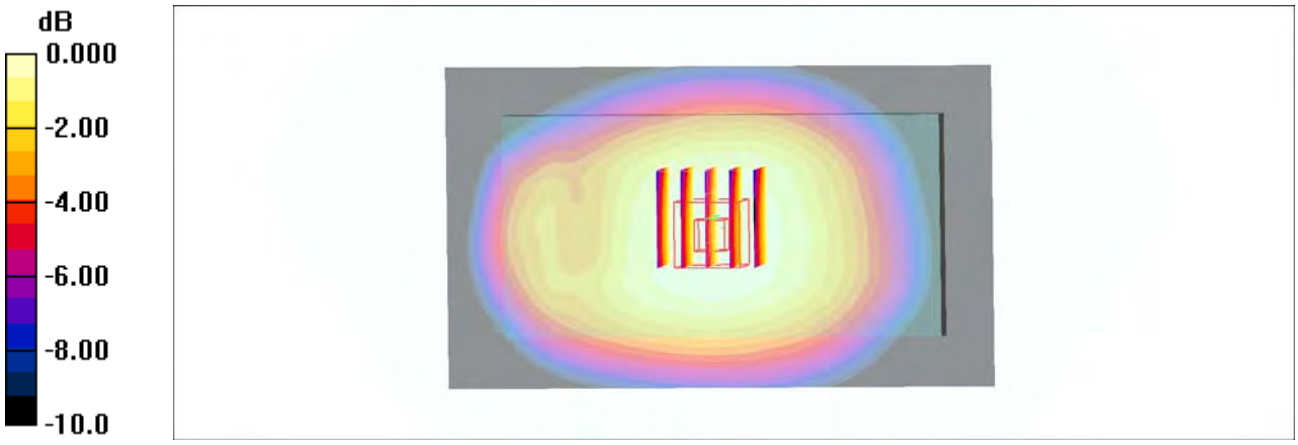

0 dB = 0.773mW/g

#20_GSM1900_GPRS (3 Tx slots)_Back_10mm_Ch512

Communication System: PCS; Frequency: 1850.2 MHz;Duty Cycle: 1:2.77
Medium: MSL_1900_160520 Medium parameters used: f = 1850.2 MHz; σ = 1.52 mho/m; ε_r = 53.8; ρ = 1000 kg/m^3
Ambient Temperature：23.5 ℃; Liquid Temperature：22.5 ℃

DASY4 Configuration:
- Probe: EX3DV4 - SN7346; ConvF(7.77, 7.77, 7.77); Calibrated: 2015/9/2
- Sensor-Surface: 1.4mm (Mechanical Surface Detection)
- Electronics: DAE4 Sn916; Calibrated: 2015/12/16
- Phantom: SAM_Right; Type: SAM_Right; Serial: TP-1303
- ;Postprocessing SW: SEMCAD, V1.8 Build 159

Area Scan (71x71x1): Measurement grid: dx=15mm, dy=15mm
Maximum value of SAR (interpolated) = 0.933 mW/g

Zoom Scan (5x5x7)/Cube 0: Measurement grid: dx=8mm, dy=8mm, dz=5mm
Reference Value = 23.6 V/m; Power Drift = -0.026 dB
Peak SAR (extrapolated) = 1.11 W/kg
SAR(1 g) = 0.661 mW/g; SAR(10 g) = 0.416 mW/g
Maximum value of SAR (measured) = 0.872 mW/g



0 dB = 0.872mW/g

Test Laboratory: Sporton International Inc. SAR/HAC Testing Lab Date: 2016/5/19

#21_WCDMA II_RMC 12.2Kbps_Back_10mm_Ch9262

Communication System: WCDMA; Frequency: 1852.4 MHz;Duty Cycle: 1:1
Medium: MSL_1900_160519 Medium parameters used: f = 1852.4 MHz; σ = 1.51 mho/m; ε_r = 52.4; ρ = 1000 kg/m^3
Ambient Temperature：23.5 ℃; Liquid Temperature：22.5 ℃

DASY4 Configuration:
- Probe: EX3DV4 - SN7346; ConvF(7.77, 7.77, 7.77); Calibrated: 2015/9/2
- Sensor-Surface: 1.4mm (Mechanical Surface Detection)
- Electronics: DAE4 Sn916; Calibrated: 2015/12/16
- Phantom: SAM_Right; Type: SAM_Right; Serial: TP-1303
- ;Postprocessing SW: SEMCAD, V1.8 Build 159

Area Scan (61x71x1): Measurement grid: dx=15mm, dy=15mm
Maximum value of SAR (interpolated) = 1.39 mW/g

Zoom Scan (5x5x7)/Cube 0: Measurement grid: dx=8mm, dy=8mm, dz=5mm
Reference Value = 29.6 V/m; Power Drift = 0.050 dB
Peak SAR (extrapolated) = 1.71 W/kg
SAR(1 g) = 1.01 mW/g; SAR(10 g) = 0.637 mW/g
Maximum value of SAR (measured) = 1.46 mW/g

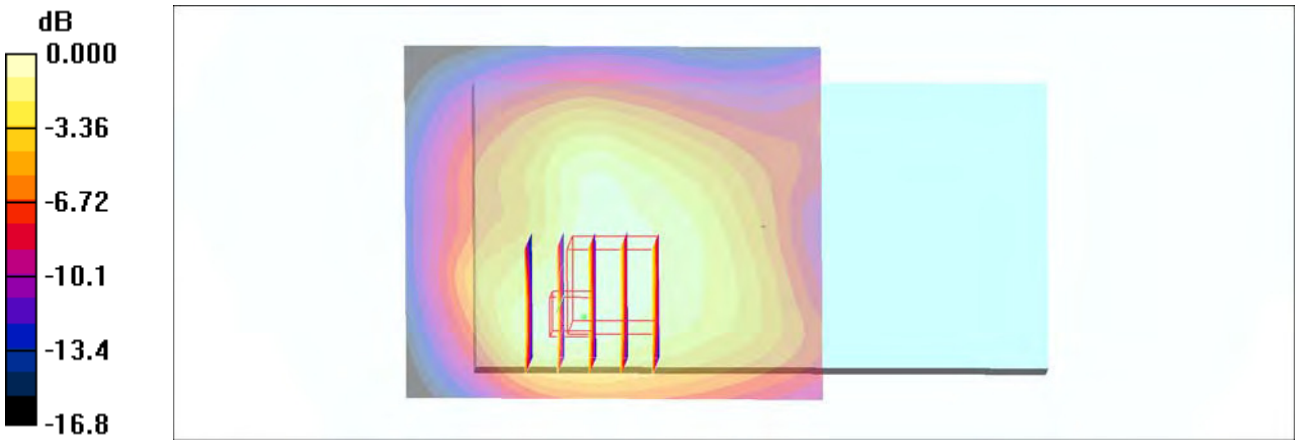

0 dB = 1.46mW/g

Test Laboratory: Sporton International Inc. SAR/HAC Testing Lab Date: 2016/5/19

#22_WCDMA IV_RMC 12.2Kbps_Back_10mm_Ch1513

Communication System: WCDMA; Frequency: 1752.6 MHz;Duty Cycle: 1:1
Medium: MSL_1750_160519 Medium parameters used: f = 1753 MHz; σ = 1.45 mho/m; ε_r = 52.8; ρ = 1000 kg/m^3
Ambient Temperature：23.5 ℃; Liquid Temperature：22.5 ℃

DASY4 Configuration:
- Probe: EX3DV4 - SN7346; ConvF(8.06, 8.06, 8.06); Calibrated: 2015/9/2
- Sensor-Surface: 1.4mm (Mechanical Surface Detection)
- Electronics: DAE4 Sn916; Calibrated: 2015/12/16
- Phantom: SAM_Right; Type: SAM_Right; Serial: TP-1303
- ;Postprocessing SW: SEMCAD, V1.8 Build 159

Area Scan (71x71x1): Measurement grid: dx=15mm, dy=15mm
Maximum value of SAR (interpolated) = 1.43 mW/g

Zoom Scan (5x5x7)/Cube 0: Measurement grid: dx=8mm, dy=8mm, dz=5mm
Reference Value = 31.4 V/m; Power Drift = 0.003 dB
Peak SAR (extrapolated) = 1.60 W/kg
SAR(1 g) = 0.991 mW/g; SAR(10 g) = 0.662 mW/g
Maximum value of SAR (measured) = 1.35 mW/g



0 dB = 1.35mW/g

Test Laboratory: Sporton International Inc. SAR/HAC Testing Lab Date: 2016/5/21

#23_WCDMA V_RMC 12.2Kbps_Back_10mm_Ch4132

Communication System: WCDMA; Frequency: 826.4 MHz;Duty Cycle: 1:1
Medium: MSL_850_160521 Medium parameters used: f = 826.4 MHz; σ = 0.97 mho/m; ε_r = 56.8; ρ = 1000 kg/m^3
Ambient Temperature：23.5 ℃; Liquid Temperature：22.5 ℃

DASY4 Configuration:
- Probe: EX3DV4 - SN7346; ConvF(10.05, 10.05, 10.05); Calibrated: 2015/9/2
- Sensor-Surface: 1.4mm (Mechanical Surface Detection)
- Electronics: DAE4 Sn916; Calibrated: 2015/12/16
- Phantom: SAM_Right; Type: SAM_Right; Serial: TP-1303
- ;Postprocessing SW: SEMCAD, V1.8 Build 159

Area Scan (61x111x1): Measurement grid: dx=15mm, dy=15mm
Maximum value of SAR (interpolated) = 0.659 mW/g

Zoom Scan (5x5x7)/Cube 0: Measurement grid: dx=8mm, dy=8mm, dz=5mm
Reference Value = 26.9 V/m; Power Drift = -0.073 dB
Peak SAR (extrapolated) = 0.737 W/kg
SAR(1 g) = 0.550 mW/g; SAR(10 g) = 0.428 mW/g
Maximum value of SAR (measured) = 0.668 mW/g

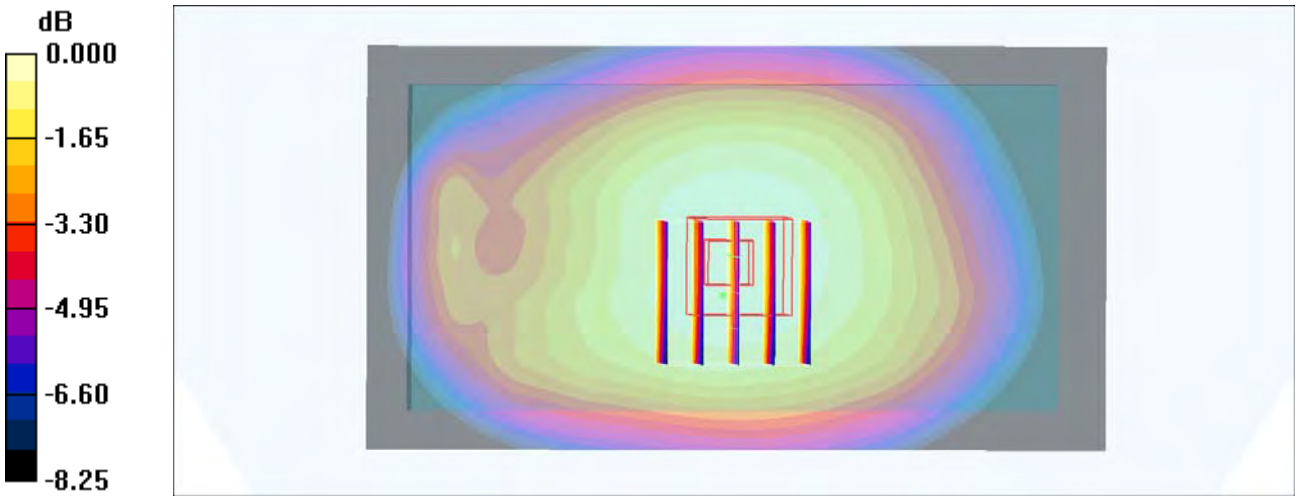

0 dB = 0.668mW/g

#24_CDMA BC0_RTAP 153.6Kbps_Back_10mm_Ch1013

Communication System: CDMA ; Frequency: 824.7 MHz;Duty Cycle: 1:1
Medium: MSL_850_160519 Medium parameters used: f = 825 MHz; σ = 0.964 mho/m; ε_r = 57.1; ρ = 1000 kg/m^3
Ambient Temperature：23.5 ℃; Liquid Temperature：22.5 ℃

DASY4 Configuration:
- Probe: EX3DV4 - SN7346; ConvF(10.05, 10.05, 10.05); Calibrated: 2015/9/2
- Sensor-Surface: 1.4mm (Mechanical Surface Detection)
- Electronics: DAE4 Sn916; Calibrated: 2015/12/16
- Phantom: SAM_Right; Type: SAM_Right; Serial: TP-1303
- ;Postprocessing SW: SEMCAD, V1.8 Build 159

Area Scan (71x111x1): Measurement grid: dx=15mm, dy=15mm
Maximum value of SAR (interpolated) = 0.795 mW/g

Zoom Scan (5x5x7)/Cube 0: Measurement grid: dx=8mm, dy=8mm, dz=5mm
Reference Value = 29.7 V/m; Power Drift = -0.007 dB
Peak SAR (extrapolated) = 0.856 W/kg
SAR(1 g) = 0.660 mW/g; SAR(10 g) = 0.517 mW/g
Maximum value of SAR (measured) = 0.787 mW/g



0 dB = 0.787mW/g

Test Laboratory: Sporton International Inc. SAR/HAC Testing Lab Date: 2016/5/19

#25_CDMA BC1_RTAP 153.6Kbps_Back_10mm_Ch25

Communication System: CDMA ; Frequency: 1851.25 MHz;Duty Cycle: 1:1
Medium: MSL_1900_160519 Medium parameters used : f = 1851.25 MHz; σ = 1.51 mho/m; ε_r = 52.4; ρ = 1000 kg/m^3
Ambient Temperature：23.5 ℃; Liquid Temperature：22.5 ℃

DASY4 Configuration:
- Probe: EX3DV4 - SN7346; ConvF(7.77, 7.77, 7.77); Calibrated: 2015/9/2
- Sensor-Surface: 1.4mm (Mechanical Surface Detection)
- Electronics: DAE4 Sn916; Calibrated: 2015/12/16
- Phantom: SAM_Right; Type: SAM_Right; Serial: TP-1303
- ;Postprocessing SW: SEMCAD, V1.8 Build 159

Area Scan (71x71x1): Measurement grid: dx=15mm, dy=15mm
Maximum value of SAR (interpolated) = 1.51 mW/g

Zoom Scan (5x5x7)/Cube 0: Measurement grid: dx=8mm, dy=8mm, dz=5mm
Reference Value = 28.7 V/m; Power Drift = 0.111 dB
Peak SAR (extrapolated) = 1.79 W/kg
SAR(1 g) = 1.05 mW/g; SAR(10 g) = 0.626 mW/g
Maximum value of SAR (measured) = 1.51 mW/g



0 dB = 1.51mW/g

#26_CDMA BC10_RTAP 153.6Kbps_Back_10mm_Ch520

Communication System: CDMA ; Frequency: 819 MHz;Duty Cycle: 1:1
Medium: MSL_850_160519 Medium parameters used: f = 819 MHz; σ = 0.958 mho/m; ε_r = 57.2; ρ = 1000 kg/m^3
Ambient Temperature：23.5 ℃; Liquid Temperature：22.5 ℃

DASY4 Configuration:
- Probe: EX3DV4 - SN7346; ConvF(10.05, 10.05, 10.05); Calibrated: 2015/9/2
- Sensor-Surface: 1.4mm (Mechanical Surface Detection)
- Electronics: DAE4 Sn916; Calibrated: 2015/12/16
- Phantom: SAM_Right; Type: SAM_Right; Serial: TP-1303
- ;Postprocessing SW: SEMCAD, V1.8 Build 159

Area Scan (71x111x1): Measurement grid: dx=15mm, dy=15mm
Maximum value of SAR (interpolated) = 0.902 mW/g

Zoom Scan (5x5x7)/Cube 0: Measurement grid: dx=8mm, dy=8mm, dz=5mm
Reference Value = 32.0 V/m; Power Drift = 0.078 dB
Peak SAR (extrapolated) = 1.01 W/kg
SAR(1 g) = 0.763 mW/g; SAR(10 g) = 0.590 mW/g
Maximum value of SAR (measured) = 0.911 mW/g

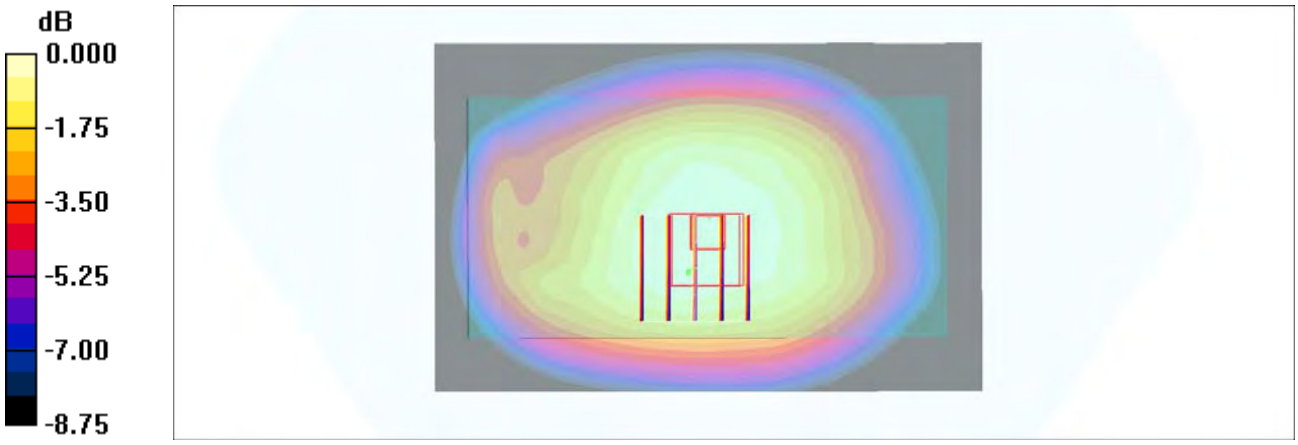

0 dB = 0.911mW/g

Test Laboratory: Sporton International Inc. SAR/HAC Testing Lab Date: 2016/5/20

#27_LTE Band 2_20M_QPSK_1_49_Back_10mm_Ch18700

Communication System: LTE; Frequency: 1860 MHz;Duty Cycle: 1:1
Medium: MSL_1900_160520 Medium parameters used: f = 1860 MHz; σ = 1.53 mho/m; ε_r = 53.7; ρ = 1000 kg/m^3
Ambient Temperature：23.5 ℃; Liquid Temperature：22.5 ℃

DASY4 Configuration:
- Probe: EX3DV4 - SN7346; ConvF(7.77, 7.77, 7.77); Calibrated: 2015/9/2
- Sensor-Surface: 1.4mm (Mechanical Surface Detection)
- Electronics: DAE4 Sn916; Calibrated: 2015/12/16
- Phantom: SAM_Right; Type: SAM_Right; Serial: TP-1303
- ;Postprocessing SW: SEMCAD, V1.8 Build 159

Area Scan (61x61x1): Measurement grid: dx=15mm, dy=15mm
Maximum value of SAR (interpolated) = 1.19 mW/g

Zoom Scan (5x5x7)/Cube 0: Measurement grid: dx=8mm, dy=8mm, dz=5mm
Reference Value = 26.9 V/m; Power Drift = 0.040 dB
Peak SAR (extrapolated) = 1.38 W/kg
SAR(1 g) = 0.829 mW/g; SAR(10 g) = 0.533 mW/g
Maximum value of SAR (measured) = 1.18 mW/g



0 dB = 1.18mW/g

Test Laboratory: Sporton International Inc. SAR/HAC Testing Lab Date: 2016/5/19

#28_LTE Band 4_20M_QPSK_1_0_Back_10mm_Ch20175

Communication System: LTE; Frequency: 1732.5 MHz;Duty Cycle: 1:1
Medium: MSL_1750_160519 Medium parameters used: f = 1732.5 MHz; σ = 1.43 mho/m; ε_r = 52.8; ρ = 1000 kg/m^3
Ambient Temperature：23.5 ℃; Liquid Temperature：22.5 ℃

DASY4 Configuration:
- Probe: EX3DV4 - SN7346; ConvF(8.06, 8.06, 8.06); Calibrated: 2015/9/2
- Sensor-Surface: 1.4mm (Mechanical Surface Detection)
- Electronics: DAE4 Sn916; Calibrated: 2015/12/16
- Phantom: SAM_Right; Type: SAM_Right; Serial: TP-1303
- ;Postprocessing SW: SEMCAD, V1.8 Build 159

Area Scan (71x71x1): Measurement grid: dx=15mm, dy=15mm
Maximum value of SAR (interpolated) = 1.61 mW/g

Zoom Scan (5x5x7)/Cube 0: Measurement grid: dx=8mm, dy=8mm, dz=5mm
Reference Value = 31.7 V/m; Power Drift = -0.038 dB
Peak SAR (extrapolated) = 1.79 W/kg
SAR(1 g) = 1.16 mW/g; SAR(10 g) = 0.747 mW/g
Maximum value of SAR (measured) = 1.49 mW/g



0 dB = 1.49mW/g

Test Laboratory: Sporton International Inc. SAR/HAC Testing Lab Date: 2016/5/19

#29_LTE Band 5_10M_QPSK_1_25_Back_10mm_Ch20525

Communication System: LTE; Frequency: 836.5 MHz;Duty Cycle: 1:1
Medium: MSL_850_160519 Medium parameters used : f = 836.5 MHz; σ = 0.975 mho/m; ε_r = 57; ρ = 1000 kg/m^3
Ambient Temperature：23.5 ℃； Liquid Temperature：22.5 ℃

DASY4 Configuration:
- Probe: EX3DV4 - SN7346; ConvF(10.05, 10.05, 10.05); Calibrated: 2015/9/2
- Sensor-Surface: 1.4mm (Mechanical Surface Detection)
- Electronics: DAE4 Sn916; Calibrated: 2015/12/16
- Phantom: SAM_Right; Type: SAM_Right; Serial: TP-1303
- ;Postprocessing SW: SEMCAD, V1.8 Build 159

Area Scan (71x121x1): Measurement grid: dx=15mm, dy=15mm
Maximum value of SAR (interpolated) = 0.634 mW/g

Zoom Scan (5x5x7)/Cube 0: Measurement grid: dx=8mm, dy=8mm, dz=5mm
Reference Value = 26.2 V/m; Power Drift = -0.018 dB
Peak SAR (extrapolated) = 0.695 W/kg
SAR(1 g) = 0.515 mW/g; SAR(10 g) = 0.402 mW/g
Maximum value of SAR (measured) = 0.628 mW/g

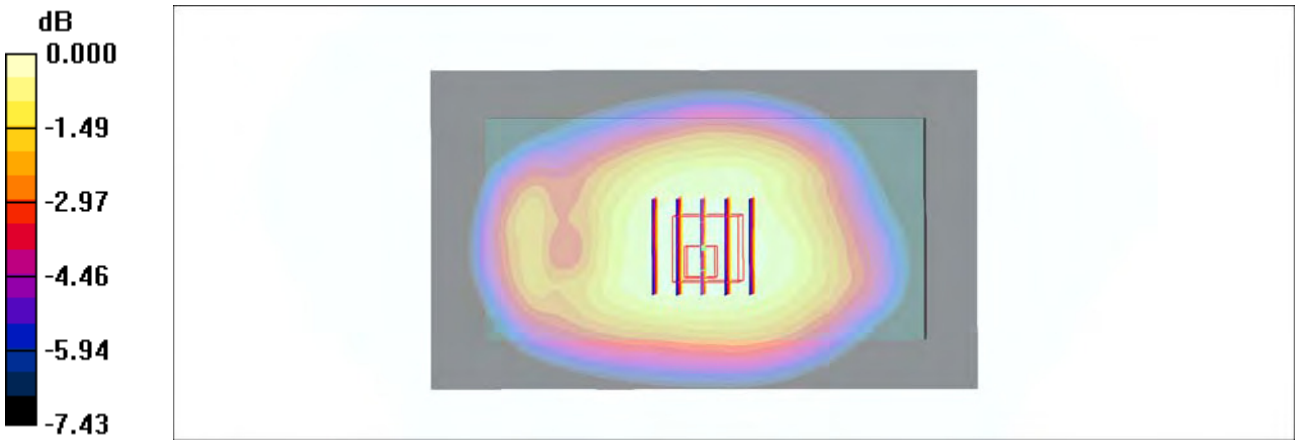

0 dB = 0.628mW/g

Test Laboratory: Sporton International Inc. SAR/HAC Testing Lab Date: 2016/5/18

#30_LTE Band 7_20M_QPSK_50_0_Back_10mm_Ch21100

Communication System: LTE; Frequency: 2535 MHz;Duty Cycle: 1:1
Medium: MSL_2600_160518 Medium parameters used: f = 2535 MHz; σ = 2.11 mho/m; ε_r = 52.7; ρ = 1000 kg/m^3
Ambient Temperature：23.3 ℃; Liquid Temperature：22.3 ℃

DASY4 Configuration:
- Probe: EX3DV4 - SN7346; ConvF(7.29, 7.29, 7.29); Calibrated: 2015/9/2
- Sensor-Surface: 1.4mm (Mechanical Surface Detection)
- Electronics: DAE4 Sn916; Calibrated: 2015/12/16
- Phantom: SAM_Right; Type: SAM_Right; Serial: TP-1303
- ;Postprocessing SW: SEMCAD, V1.8 Build 159

Area Scan (81x81x1): Measurement grid: dx=12mm, dy=12mm
Maximum value of SAR (interpolated) = 1.32 mW/g

Zoom Scan (7x7x7)/Cube 0: Measurement grid: dx=5mm, dy=5mm, dz=5mm
Reference Value = 24.2 V/m; Power Drift = 0.072 dB
Peak SAR (extrapolated) = 1.74 W/kg
SAR(1 g) = 0.874 mW/g; SAR(10 g) = 0.430 mW/g
Maximum value of SAR (measured) = 1.40 mW/g

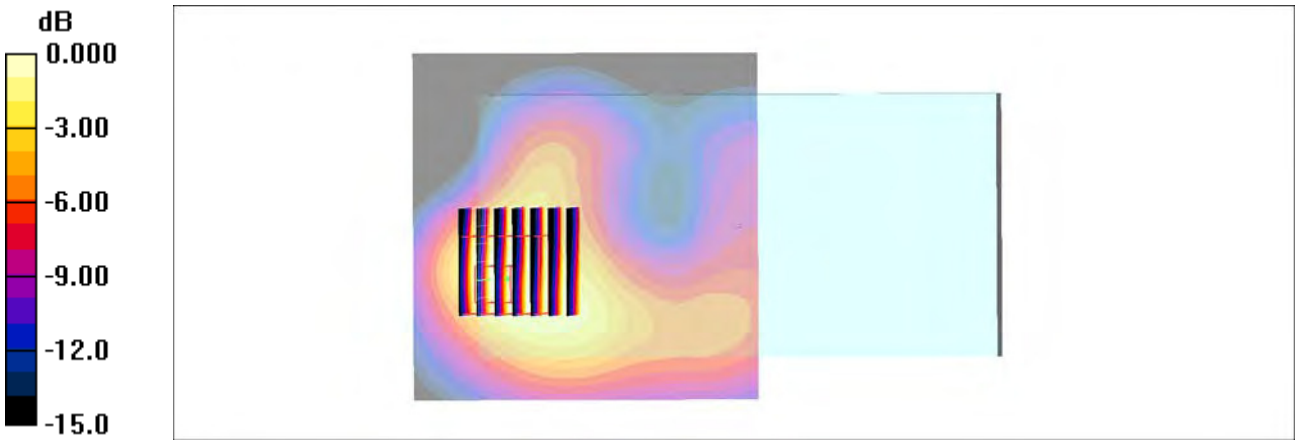

0 dB = 1.40mW/g

Test Laboratory: Sporton International Inc. SAR/HAC Testing Lab Date: 2016/5/19

#31_LTE Band 12_10M_QPSK_1_49_Back_10mm_Ch23095

Communication System: LTE; Frequency: 707.5 MHz;Duty Cycle: 1:1
Medium: MSL_750_160519 Medium parameters used: f = 707.5 MHz; σ = 0.924 mho/m; ε_r = 55.5; ρ = 1000 kg/m^3
Ambient Temperature：23.5 ℃; Liquid Temperature：22.5 ℃

DASY4 Configuration:
- Probe: EX3DV4 - SN7346; ConvF(10.11, 10.11, 10.11); Calibrated: 2015/9/2
- Sensor-Surface: 1.4mm (Mechanical Surface Detection)
- Electronics: DAE4 Sn916; Calibrated: 2015/12/16
- Phantom: SAM_Right; Type: SAM_Right; Serial: TP-1303
- ;Postprocessing SW: SEMCAD, V1.8 Build 159

Area Scan (71x121x1): Measurement grid: dx=15mm, dy=15mm
Maximum value of SAR (interpolated) = 0.527 mW/g

Zoom Scan (5x5x7)/Cube 0: Measurement grid: dx=8mm, dy=8mm, dz=5mm
Reference Value = 23.3 V/m; Power Drift = 0.088 dB
Peak SAR (extrapolated) = 0.596 W/kg
SAR(1 g) = 0.443 mW/g; SAR(10 g) = 0.348 mW/g
Maximum value of SAR (measured) = 0.542 mW/g

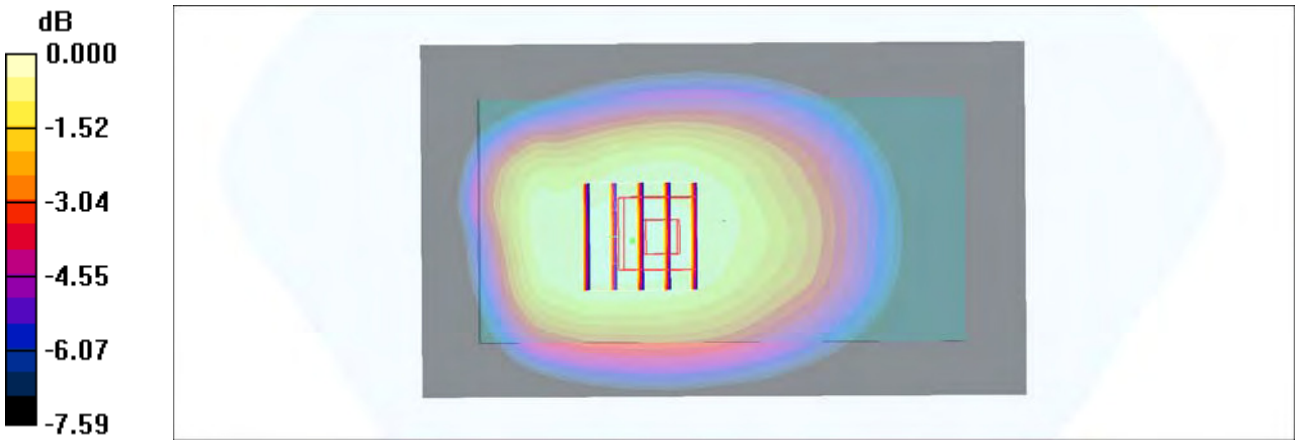

0 dB = 0.542mW/g

Test Laboratory: Sporton International Inc. SAR/HAC Testing Lab Date: 2016/5/19

#32_LTE Band 13_10M_QPSK_1_0_Back_10mm_Ch23230

Communication System: LTE; Frequency: 782 MHz;Duty Cycle: 1:1
Medium: MSL_750_160519 Medium parameters used: f = 782 MHz; σ = 0.993 mho/m; ε_r = 54.8; ρ = 1000 kg/m^3
Ambient Temperature：23.5 ℃; Liquid Temperature：22.5 ℃

DASY4 Configuration:
- Probe: EX3DV4 - SN7346; ConvF(10.11, 10.11, 10.11); Calibrated: 2015/9/2
- Sensor-Surface: 1.4mm (Mechanical Surface Detection)
- Electronics: DAE4 Sn916; Calibrated: 2015/12/16
- Phantom: SAM_Right; Type: SAM_Right; Serial: TP-1303
- ;Postprocessing SW: SEMCAD, V1.8 Build 159

Area Scan (71x121x1): Measurement grid: dx=15mm, dy=15mm
Maximum value of SAR (interpolated) = 0.706 mW/g

Zoom Scan (5x5x7)/Cube 0: Measurement grid: dx=8mm, dy=8mm, dz=5mm
Reference Value = 27.4 V/m; Power Drift = 0.103 dB
Peak SAR (extrapolated) = 0.776 W/kg
SAR(1 g) = 0.587 mW/g; SAR(10 g) = 0.462 mW/g
Maximum value of SAR (measured) = 0.704 mW/g

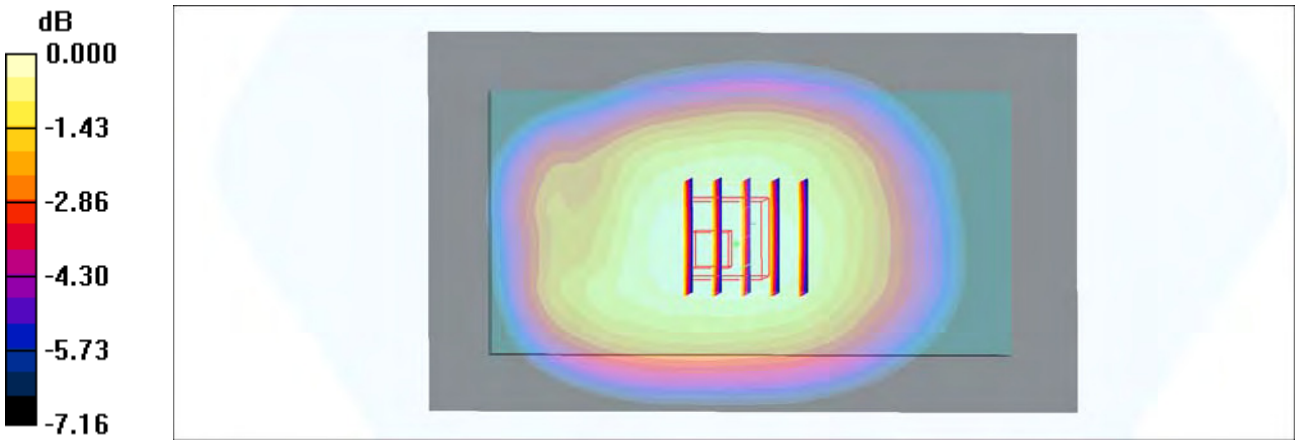

0 dB = 0.704mW/g

Test Laboratory: Sporton International Inc. SAR/HAC Testing Lab Date: 2016/5/19

#33_LTE Band 25_20M_QPSK_1_49_Back_10mm_Ch26140

Communication System: LTE; Frequency: 1860 MHz;Duty Cycle: 1:1
Medium: MSL_1900_160519 Medium parameters used: f = 1860 MHz; σ = 1.52 mho/m; ε_r = 52.4; ρ = 1000 kg/m^3
Ambient Temperature：23.5 ℃; Liquid Temperature：22.5 ℃

DASY4 Configuration:
- Probe: EX3DV4 - SN7346; ConvF(7.77, 7.77, 7.77); Calibrated: 2015/9/2
- Sensor-Surface: 1.4mm (Mechanical Surface Detection)
- Electronics: DAE4 Sn916; Calibrated: 2015/12/16
- Phantom: SAM_Right; Type: SAM_Right; Serial: TP-1303
- ;Postprocessing SW: SEMCAD, V1.8 Build 159

Area Scan (61x61x1): Measurement grid: dx=15mm, dy=15mm
Maximum value of SAR (interpolated) = 1.12 mW/g

Zoom Scan (5x5x7)/Cube 0: Measurement grid: dx=8mm, dy=8mm, dz=5mm
Reference Value = 24.5 V/m; Power Drift = -0.014 dB
Peak SAR (extrapolated) = 1.37 W/kg
SAR(1 g) = 0.815 mW/g; SAR(10 g) = 0.516 mW/g
Maximum value of SAR (measured) = 1.16 mW/g



0 dB = 1.16mW/g

Test Laboratory: Sporton International Inc. SAR/HAC Testing Lab Date: 2016/5/21

#34_LTE Band 26_15M_QPSK_1_0_Back_10mm_Ch26865

Communication System: LTE; Frequency: 831.5 MHz;Duty Cycle: 1:1
Medium: MSL_850_160521 Medium parameters used: f = 831.5 MHz; σ = 0.975 mho/m; ε_r = 56.7; ρ = 1000 kg/m^3
Ambient Temperature：23.5 ℃； Liquid Temperature：22.5 ℃

DASY4 Configuration:
- Probe: EX3DV4 - SN7346; ConvF(10.05, 10.05, 10.05); Calibrated: 2015/9/2
- Sensor-Surface: 1.4mm (Mechanical Surface Detection)
- Electronics: DAE4 Sn916; Calibrated: 2015/12/16
- Phantom: SAM_Right; Type: SAM_Right; Serial: TP-1303
- ;Postprocessing SW: SEMCAD, V1.8 Build 159

Area Scan (61x111x1): Measurement grid: dx=15mm, dy=15mm
Maximum value of SAR (interpolated) = 0.641 mW/g

Zoom Scan (5x5x7)/Cube 0: Measurement grid: dx=8mm, dy=8mm, dz=5mm
Reference Value = 26.8 V/m; Power Drift = 0.180 dB
Peak SAR (extrapolated) = 0.728 W/kg
SAR(1 g) = 0.542 mW/g; SAR(10 g) = 0.422 mW/g
Maximum value of SAR (measured) = 0.661 mW/g

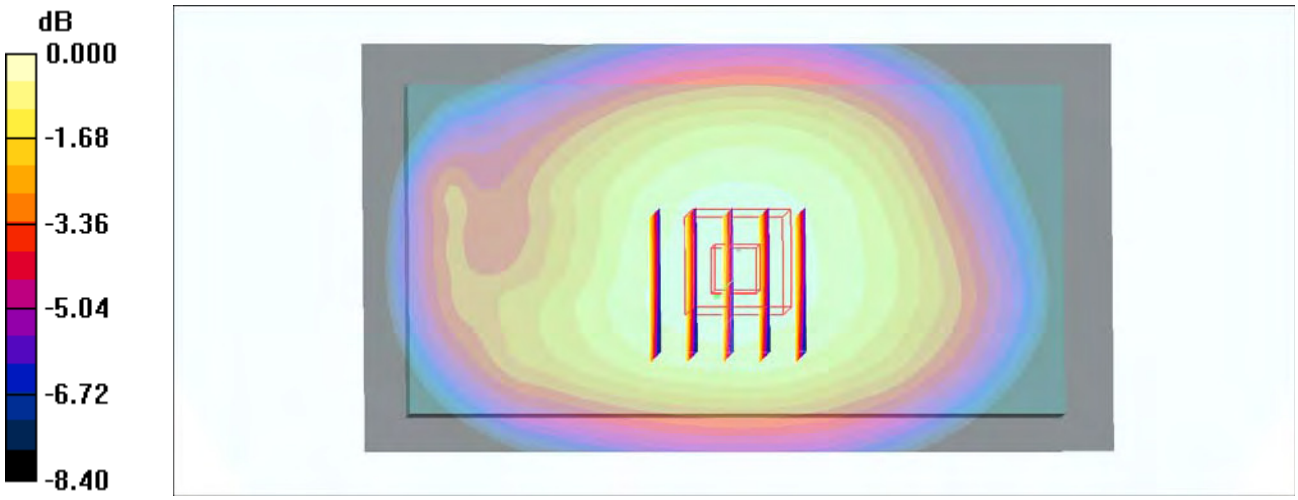

0 dB = 0.661mW/g

Test Laboratory: Sporton International Inc. SAR/HAC Testing Lab Date: 2016/5/18

#35_LTE Band 41_20M_QPSK_1_0_Back_10mm_Ch41490

Communication System: LTE; Frequency: 2680 MHz;Duty Cycle: 1:1.59
Medium: MSL_2600_160518 Medium parameters used: f = 2680 MHz; σ = 2.32 mho/m; ε_r = 52.1; ρ = 1000 kg/m^3
Ambient Temperature：23.3 ℃; Liquid Temperature：22.3 ℃

DASY4 Configuration:
- Probe: EX3DV4 - SN7346; ConvF(7.29, 7.29, 7.29); Calibrated: 2015/9/2
- Sensor-Surface: 1.4mm (Mechanical Surface Detection)
- Electronics: DAE4 Sn916; Calibrated: 2015/12/16
- Phantom: SAM_Right; Type: SAM_Right; Serial: TP-1303
- ;Postprocessing SW: SEMCAD, V1.8 Build 159

Area Scan (81x81x1): Measurement grid: dx=12mm, dy=12mm
Maximum value of SAR (interpolated) = 1.55 mW/g

Zoom Scan (7x7x7)/Cube 0: Measurement grid: dx=5mm, dy=5mm, dz=5mm
Reference Value = 25.2 V/m; Power Drift = -0.009 dB
Peak SAR (extrapolated) = 1.87 W/kg
SAR(1 g) = 0.924 mW/g; SAR(10 g) = 0.429 mW/g
Maximum value of SAR (measured) = 1.50 mW/g

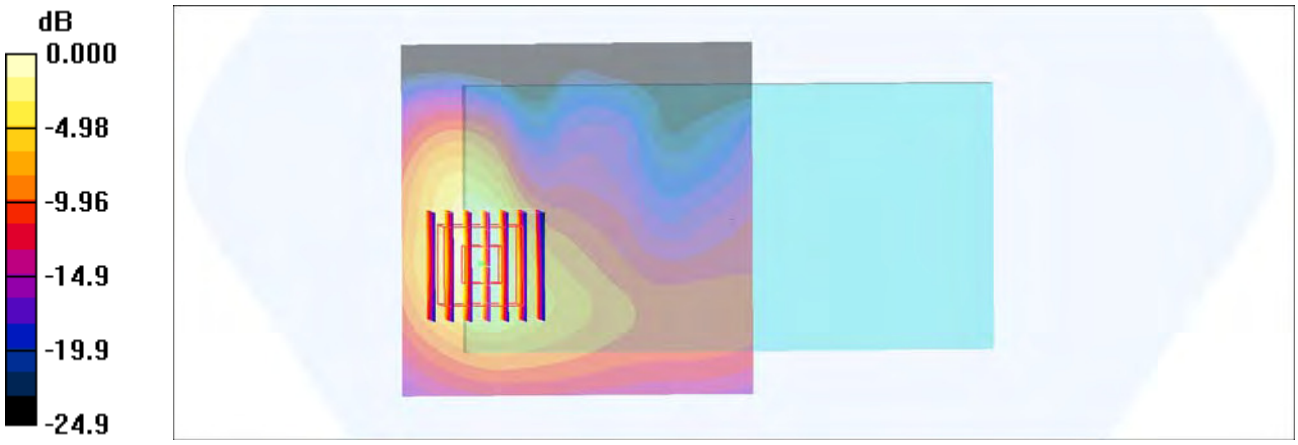

0 dB = 1.50mW/g

#36_WLAN2.4GHz_802.11b 1Mbps_Back_10mm_Ch6

Communication System: 802.11b ; Frequency: 2437 MHz;Duty Cycle: 1:1.024
Medium: MSL_2450_160523 Medium parameters used: f = 2437 MHz; σ = 1.92 mho/m; ε_r = 53.4; ρ = 1000 kg/m^3
Ambient Temperature：23.3 ℃; Liquid Temperature：22.3 ℃

DASY4 Configuration:
- Probe: EX3DV4 - SN7346; ConvF(7.43, 7.43, 7.43); Calibrated: 2015/9/2
- Sensor-Surface: 1.4mm (Mechanical Surface Detection)
- Electronics: DAE4 Sn916; Calibrated: 2015/12/16
- Phantom: SAM_Right; Type: SAM_Right; Serial: TP-1303
- ;Postprocessing SW: SEMCAD, V1.8 Build 159

Area Scan (81x141x1): Measurement grid: dx=12mm, dy=12mm
Maximum value of SAR (interpolated) = 0.260 mW/g

Zoom Scan (7x7x7)/Cube 0: Measurement grid: dx=5mm, dy=5mm, dz=5mm
Reference Value = 3.92 V/m; Power Drift = 0.067 dB
Peak SAR (extrapolated) = 0.326 W/kg
SAR(1 g) = 0.160 mW/g; SAR(10 g) = 0.079 mW/g
Maximum value of SAR (measured) = 0.255 mW/g



0 dB = 0.255mW/g

#37_GSM850_GPRS (2 Tx slots)_Back_10mm_Ch251

Communication System: GSM850; Frequency: 848.8 MHz;Duty Cycle: 1:4.15
Medium: MSL_850_160519 Medium parameters used: f = 849 MHz; σ = 0.987 mho/m; ε_r = 56.9; ρ = 1000 kg/m^3
Ambient Temperature：23.5 ℃; Liquid Temperature：22.5 ℃

DASY4 Configuration:
- Probe: EX3DV4 - SN7346; ConvF(10.05, 10.05, 10.05); Calibrated: 2015/9/2
- Sensor-Surface: 1.4mm (Mechanical Surface Detection)
- Electronics: DAE4 Sn916; Calibrated: 2015/12/16
- Phantom: SAM_Right; Type: SAM_Right; Serial: TP-1303
- ;Postprocessing SW: SEMCAD, V1.8 Build 159

Area Scan (71x121x1): Measurement grid: dx=15mm, dy=15mm
Maximum value of SAR (interpolated) = 0.780 mW/g

Zoom Scan (5x5x7)/Cube 0: Measurement grid: dx=8mm, dy=8mm, dz=5mm
Reference Value = 29.1 V/m; Power Drift = 0.060 dB
Peak SAR (extrapolated) = 0.844 W/kg
SAR(1 g) = 0.637 mW/g; SAR(10 g) = 0.496 mW/g
Maximum value of SAR (measured) = 0.773 mW/g

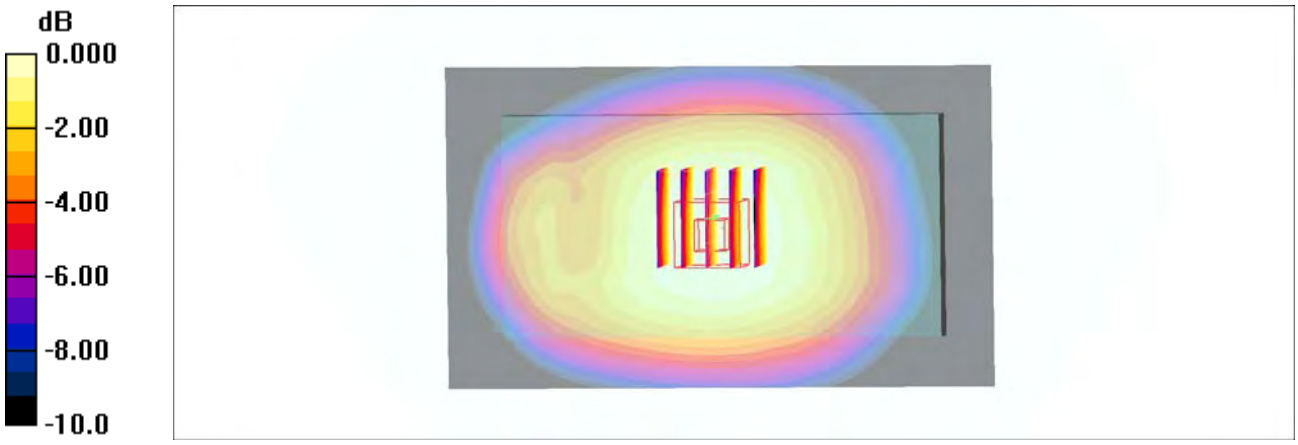

0 dB = 0.773mW/g

#38_GSM1900_GPRS (3 Tx slots)_Back_10mm_Ch512

Communication System: PCS; Frequency: 1850.2 MHz;Duty Cycle: 1:2.77
Medium: MSL_1900_160520 Medium parameters used: f = 1850.2 MHz; σ = 1.52 mho/m; ε_r = 53.8; ρ = 1000 kg/m^3
Ambient Temperature：23.5 ℃; Liquid Temperature：22.5 ℃

DASY4 Configuration:
- Probe: EX3DV4 - SN7346; ConvF(7.77, 7.77, 7.77); Calibrated: 2015/9/2
- Sensor-Surface: 1.4mm (Mechanical Surface Detection)
- Electronics: DAE4 Sn916; Calibrated: 2015/12/16
- Phantom: SAM_Right; Type: SAM_Right; Serial: TP-1303
- ;Postprocessing SW: SEMCAD, V1.8 Build 159

Area Scan (71x71x1): Measurement grid: dx=15mm, dy=15mm
Maximum value of SAR (interpolated) = 0.933 mW/g

Zoom Scan (5x5x7)/Cube 0: Measurement grid: dx=8mm, dy=8mm, dz=5mm
Reference Value = 23.6 V/m; Power Drift = -0.026 dB
Peak SAR (extrapolated) = 1.11 W/kg
SAR(1 g) = 0.661 mW/g; SAR(10 g) = 0.416 mW/g
Maximum value of SAR (measured) = 0.872 mW/g



0 dB = 0.872mW/g

Test Laboratory: Sporton International Inc. SAR/HAC Testing Lab Date: 2016/5/19

#39_WCDMA II_RMC 12.2Kbps_Back_10mm_Ch9262

Communication System: WCDMA; Frequency: 1852.4 MHz;Duty Cycle: 1:1
Medium: MSL_1900_160519 Medium parameters used: f = 1852.4 MHz; σ = 1.51 mho/m; ε_r = 52.4; ρ = 1000 kg/m^3
Ambient Temperature：23.5 ℃; Liquid Temperature：22.5 ℃

DASY4 Configuration:
- Probe: EX3DV4 - SN7346; ConvF(7.77, 7.77, 7.77); Calibrated: 2015/9/2
- Sensor-Surface: 1.4mm (Mechanical Surface Detection)
- Electronics: DAE4 Sn916; Calibrated: 2015/12/16
- Phantom: SAM_Right; Type: SAM_Right; Serial: TP-1303
- ;Postprocessing SW: SEMCAD, V1.8 Build 159

Area Scan (61x71x1): Measurement grid: dx=15mm, dy=15mm
Maximum value of SAR (interpolated) = 1.39 mW/g

Zoom Scan (5x5x7)/Cube 0: Measurement grid: dx=8mm, dy=8mm, dz=5mm
Reference Value = 29.6 V/m; Power Drift = 0.050 dB
Peak SAR (extrapolated) = 1.71 W/kg
SAR(1 g) = 1.01 mW/g; SAR(10 g) = 0.637 mW/g
Maximum value of SAR (measured) = 1.46 mW/g

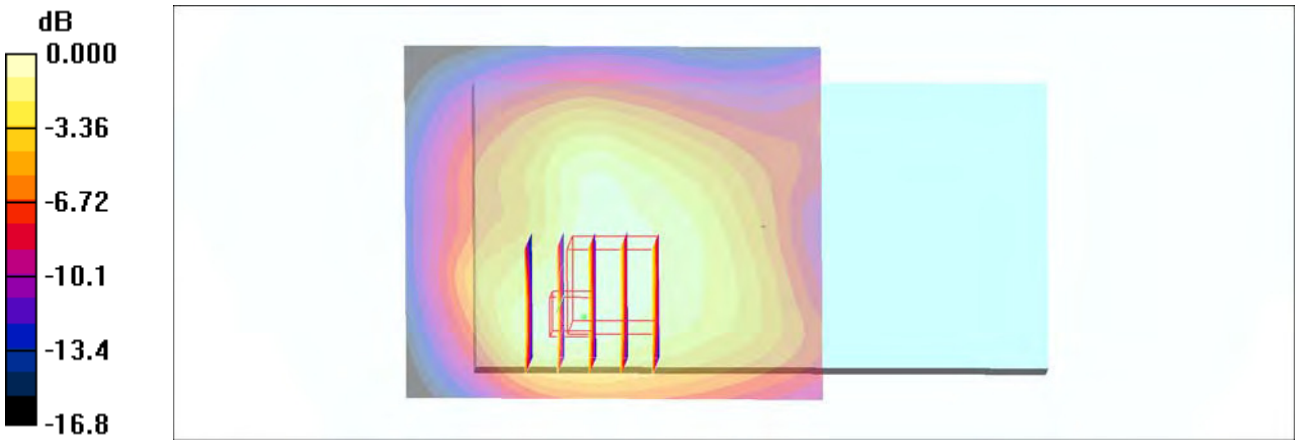

0 dB = 1.46mW/g

Test Laboratory: Sporton International Inc. SAR/HAC Testing Lab Date: 2016/5/19

#40_WCDMA IV_RMC 12.2Kbps_Back_10mm_Ch1513

Communication System: WCDMA; Frequency: 1752.6 MHz;Duty Cycle: 1:1
Medium: MSL_1750_160519 Medium parameters used: f = 1753 MHz; σ = 1.45 mho/m; ε_r = 52.8; ρ = 1000 kg/m^3
Ambient Temperature：23.5 ℃; Liquid Temperature：22.5 ℃

DASY4 Configuration:
- Probe: EX3DV4 - SN7346; ConvF(8.06, 8.06, 8.06); Calibrated: 2015/9/2
- Sensor-Surface: 1.4mm (Mechanical Surface Detection)
- Electronics: DAE4 Sn916; Calibrated: 2015/12/16
- Phantom: SAM_Right; Type: SAM_Right; Serial: TP-1303
- ;Postprocessing SW: SEMCAD, V1.8 Build 159

Area Scan (71x71x1): Measurement grid: dx=15mm, dy=15mm
Maximum value of SAR (interpolated) = 1.43 mW/g

Zoom Scan (5x5x7)/Cube 0: Measurement grid: dx=8mm, dy=8mm, dz=5mm
Reference Value = 31.4 V/m; Power Drift = 0.003 dB
Peak SAR (extrapolated) = 1.60 W/kg
SAR(1 g) = 0.991 mW/g; SAR(10 g) = 0.662 mW/g
Maximum value of SAR (measured) = 1.35 mW/g



0 dB = 1.35mW/g

Test Laboratory: Sporton International Inc. SAR/HAC Testing Lab Date: 2016/5/21

#41_WCDMA V_RMC 12.2Kbps_Back_10mm_Ch4132

Communication System: WCDMA; Frequency: 826.4 MHz;Duty Cycle: 1:1
Medium: MSL_850_160521 Medium parameters used: f = 826.4 MHz; σ = 0.97 mho/m; ε_r = 56.8; ρ = 1000 kg/m^3
Ambient Temperature：23.5 ℃; Liquid Temperature：22.5 ℃

DASY4 Configuration:
- Probe: EX3DV4 - SN7346; ConvF(10.05, 10.05, 10.05); Calibrated: 2015/9/2
- Sensor-Surface: 1.4mm (Mechanical Surface Detection)
- Electronics: DAE4 Sn916; Calibrated: 2015/12/16
- Phantom: SAM_Right; Type: SAM_Right; Serial: TP-1303
- ;Postprocessing SW: SEMCAD, V1.8 Build 159

Area Scan (61x111x1): Measurement grid: dx=15mm, dy=15mm
Maximum value of SAR (interpolated) = 0.659 mW/g

Zoom Scan (5x5x7)/Cube 0: Measurement grid: dx=8mm, dy=8mm, dz=5mm
Reference Value = 26.9 V/m; Power Drift = -0.073 dB
Peak SAR (extrapolated) = 0.737 W/kg
SAR(1 g) = 0.550 mW/g; SAR(10 g) = 0.428 mW/g
Maximum value of SAR (measured) = 0.668 mW/g

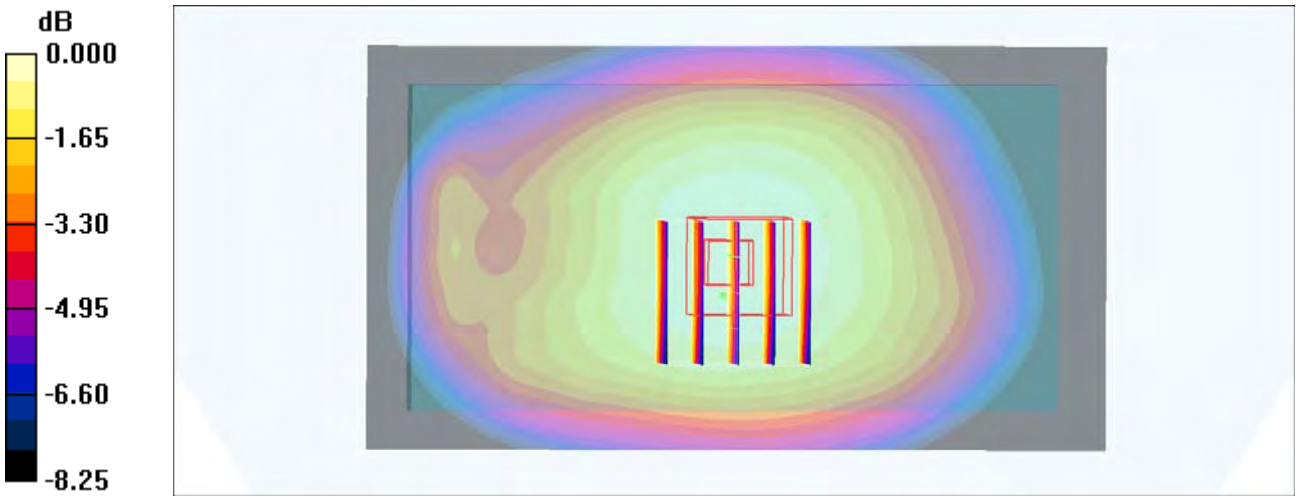

0 dB = 0.668mW/g

Test Laboratory: Sporton International Inc. SAR/HAC Testing Lab Date: 2016/5/19

#42_CDMA BC0_1xRTT RC3 SO32_Back_10mm_Ch1013

Communication System: CDMA ; Frequency: 824.7 MHz;Duty Cycle: 1:1
Medium: MSL_850_160519 Medium parameters used: f = 825 MHz; σ = 0.964 mho/m; ε_r = 57.1; ρ = 1000 kg/m^3
Ambient Temperature：23.5 ℃; Liquid Temperature：22.5 ℃

DASY4 Configuration:
- Probe: EX3DV4 - SN7346; ConvF(10.05, 10.05, 10.05); Calibrated: 2015/9/2
- Sensor-Surface: 1.4mm (Mechanical Surface Detection)
- Electronics: DAE4 Sn916; Calibrated: 2015/12/16
- Phantom: SAM_Right; Type: SAM_Right; Serial: TP-1303
- ;Postprocessing SW: SEMCAD, V1.8 Build 159

Area Scan (71x111x1): Measurement grid: dx=15mm, dy=15mm
Maximum value of SAR (interpolated) = 0.791 mW/g

Zoom Scan (5x5x7)/Cube 0: Measurement grid: dx=8mm, dy=8mm, dz=5mm
Reference Value = 29.8 V/m; Power Drift = -0.022 dB
Peak SAR (extrapolated) = 0.856 W/kg
SAR(1 g) = 0.653 mW/g; SAR(10 g) = 0.509 mW/g
Maximum value of SAR (measured) = 0.778 mW/g

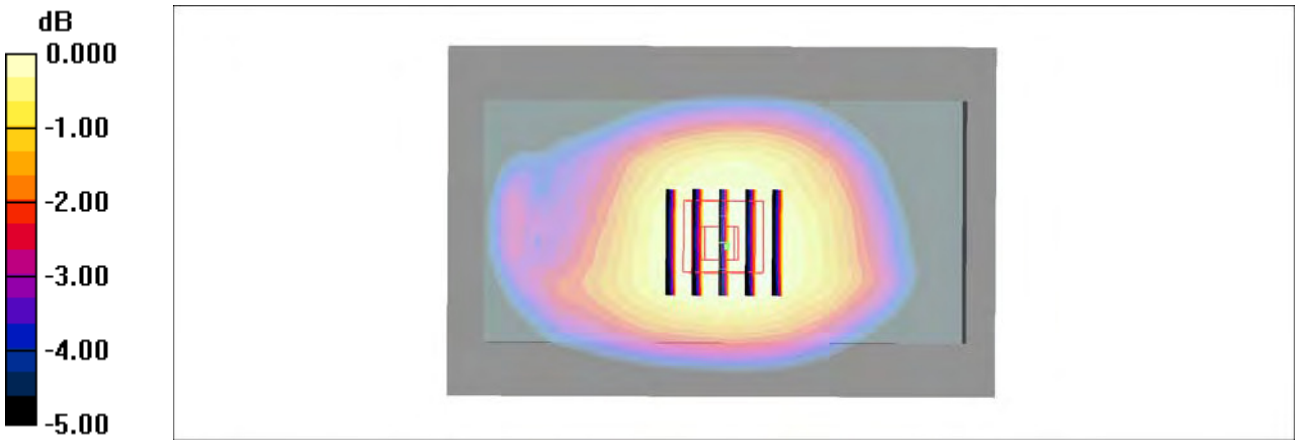

0 dB = 0.778mW/g

#43_CDMA BC1_1xRTT RC3 SO32_Back_10mm_Ch25

Communication System: CDMA ; Frequency: 1851.25 MHz;Duty Cycle: 1:1
Medium: MSL_1900_160519 Medium parameters used : f = 1851.25 MHz; σ = 1.51 mho/m; ε_r = 52.4; ρ = 1000 kg/m^3
Ambient Temperature：23.5 ℃; Liquid Temperature：22.5 ℃

DASY4 Configuration:
- Probe: EX3DV4 - SN7346; ConvF(7.77, 7.77, 7.77); Calibrated: 2015/9/2
- Sensor-Surface: 1.4mm (Mechanical Surface Detection)
- Electronics: DAE4 Sn916; Calibrated: 2015/12/16
- Phantom: SAM_Right; Type: SAM_Right; Serial: TP-1303
- ;Postprocessing SW: SEMCAD, V1.8 Build 159

Area Scan (71x71x1): Measurement grid: dx=15mm, dy=15mm
Maximum value of SAR (interpolated) = 1.54 mW/g

Zoom Scan (5x5x7)/Cube 0: Measurement grid: dx=8mm, dy=8mm, dz=5mm
Reference Value = 29.4 V/m; Power Drift = 0.001 dB
Peak SAR (extrapolated) = 1.77 W/kg
SAR(1 g) = 1.05 mW/g; SAR(10 g) = 0.630 mW/g
Maximum value of SAR (measured) = 1.50 mW/g



0 dB = 1.50mW/g

Test Laboratory: Sporton International Inc. SAR/HAC Testing Lab Date: 2016/5/19

#44_CDMA BC10_1xRTT RC3 SO32_Back_10mm_Ch520

Communication System: CDMA ; Frequency: 819 MHz;Duty Cycle: 1:1
Medium: MSL_850_160519 Medium parameters used: f = 819 MHz; σ = 0.958 mho/m; ε_r = 57.2; ρ = 1000 kg/m^3
Ambient Temperature：23.5 ℃; Liquid Temperature：22.5 ℃

DASY4 Configuration:
- Probe: EX3DV4 - SN7346; ConvF(10.05, 10.05, 10.05); Calibrated: 2015/9/2
- Sensor-Surface: 1.4mm (Mechanical Surface Detection)
- Electronics: DAE4 Sn916; Calibrated: 2015/12/16
- Phantom: SAM_Right; Type: SAM_Right; Serial: TP-1303
- ;Postprocessing SW: SEMCAD, V1.8 Build 159

Area Scan (71x111x1): Measurement grid: dx=15mm, dy=15mm
Maximum value of SAR (interpolated) = 0.910 mW/g

Zoom Scan (5x5x7)/Cube 0: Measurement grid: dx=8mm, dy=8mm, dz=5mm
Reference Value = 32.0 V/m; Power Drift = 0.029 dB
Peak SAR (extrapolated) = 1.00 W/kg
SAR(1 g) = 0.764 mW/g; SAR(10 g) = 0.600 mW/g
Maximum value of SAR (measured) = 0.918 mW/g



0 dB = 0.918mW/g

Test Laboratory: Sporton International Inc. SAR/HAC Testing Lab Date: 2016/5/20

#45_LTE Band 2_20M_QPSK_1_49_Back_10mm_Ch18700

Communication System: LTE; Frequency: 1860 MHz;Duty Cycle: 1:1
Medium: MSL_1900_160520 Medium parameters used: f = 1860 MHz; σ = 1.53 mho/m; ε_r = 53.7; ρ = 1000 kg/m^3
Ambient Temperature：23.5 ℃; Liquid Temperature：22.5 ℃

DASY4 Configuration:
- Probe: EX3DV4 - SN7346; ConvF(7.77, 7.77, 7.77); Calibrated: 2015/9/2
- Sensor-Surface: 1.4mm (Mechanical Surface Detection)
- Electronics: DAE4 Sn916; Calibrated: 2015/12/16
- Phantom: SAM_Right; Type: SAM_Right; Serial: TP-1303
- ;Postprocessing SW: SEMCAD, V1.8 Build 159

Area Scan (61x61x1): Measurement grid: dx=15mm, dy=15mm
Maximum value of SAR (interpolated) = 1.19 mW/g

Zoom Scan (5x5x7)/Cube 0: Measurement grid: dx=8mm, dy=8mm, dz=5mm
Reference Value = 26.9 V/m; Power Drift = 0.040 dB
Peak SAR (extrapolated) = 1.38 W/kg
SAR(1 g) = 0.829 mW/g; SAR(10 g) = 0.533 mW/g
Maximum value of SAR (measured) = 1.18 mW/g



0 dB = 1.18mW/g

Test Laboratory: Sporton International Inc. SAR/HAC Testing Lab Date: 2016/5/19

#46_LTE Band 4_20M_QPSK_1_0_Back_10mm_Ch20175

Communication System: LTE; Frequency: 1732.5 MHz;Duty Cycle: 1:1
Medium: MSL_1750_160519 Medium parameters used: f = 1732.5 MHz; σ = 1.43 mho/m; ε_r = 52.8; ρ = 1000 kg/m^3
Ambient Temperature：23.5 ℃; Liquid Temperature：22.5 ℃

DASY4 Configuration:
- Probe: EX3DV4 - SN7346; ConvF(8.06, 8.06, 8.06); Calibrated: 2015/9/2
- Sensor-Surface: 1.4mm (Mechanical Surface Detection)
- Electronics: DAE4 Sn916; Calibrated: 2015/12/16
- Phantom: SAM_Right; Type: SAM_Right; Serial: TP-1303
- ;Postprocessing SW: SEMCAD, V1.8 Build 159

Area Scan (71x71x1): Measurement grid: dx=15mm, dy=15mm
Maximum value of SAR (interpolated) = 1.61 mW/g

Zoom Scan (5x5x7)/Cube 0: Measurement grid: dx=8mm, dy=8mm, dz=5mm
Reference Value = 31.7 V/m; Power Drift = -0.038 dB
Peak SAR (extrapolated) = 1.79 W/kg
SAR(1 g) = 1.16 mW/g; SAR(10 g) = 0.747 mW/g
Maximum value of SAR (measured) = 1.49 mW/g



0 dB = 1.49mW/g

Test Laboratory: Sporton International Inc. SAR/HAC Testing Lab Date: 2016/5/19

#47_LTE Band 5_10M_QPSK_1_25_Back_10mm_Ch20525

Communication System: LTE; Frequency: 836.5 MHz;Duty Cycle: 1:1
Medium: MSL_850_160519 Medium parameters used : f = 836.5 MHz; σ = 0.975 mho/m; ε_r = 57; ρ = 1000 kg/m^3
Ambient Temperature：23.5 ℃； Liquid Temperature：22.5 ℃

DASY4 Configuration:
- Probe: EX3DV4 - SN7346; ConvF(10.05, 10.05, 10.05); Calibrated: 2015/9/2
- Sensor-Surface: 1.4mm (Mechanical Surface Detection)
- Electronics: DAE4 Sn916; Calibrated: 2015/12/16
- Phantom: SAM_Right; Type: SAM_Right; Serial: TP-1303
- ;Postprocessing SW: SEMCAD, V1.8 Build 159

Area Scan (71x121x1): Measurement grid: dx=15mm, dy=15mm
Maximum value of SAR (interpolated) = 0.634 mW/g

Zoom Scan (5x5x7)/Cube 0: Measurement grid: dx=8mm, dy=8mm, dz=5mm
Reference Value = 26.2 V/m; Power Drift = -0.018 dB
Peak SAR (extrapolated) = 0.695 W/kg
SAR(1 g) = 0.515 mW/g; SAR(10 g) = 0.402 mW/g
Maximum value of SAR (measured) = 0.628 mW/g

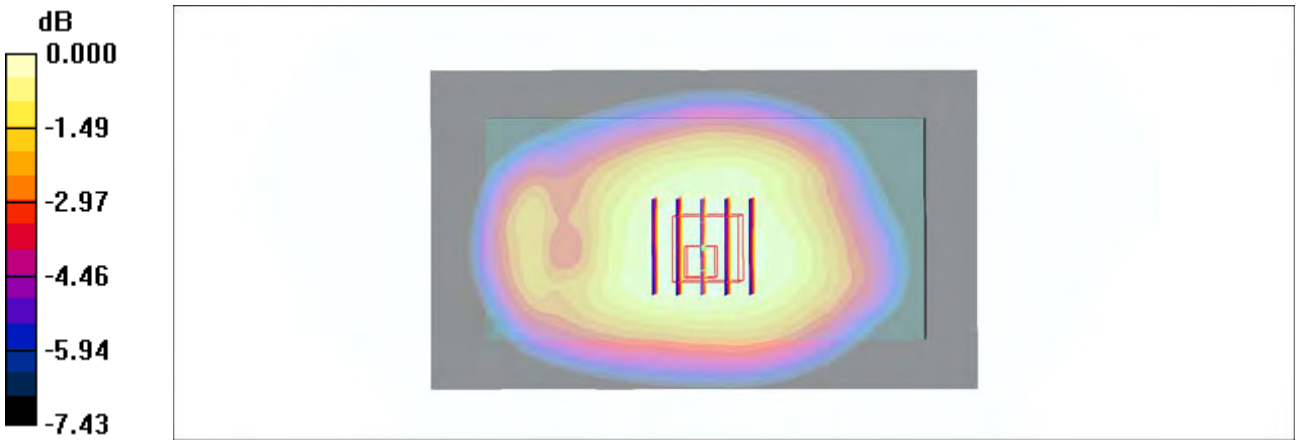

0 dB = 0.628mW/g

#48_LTE Band 7_20M_QPSK_50_0_Back_10mm_Ch21100

Communication System: LTE; Frequency: 2535 MHz;Duty Cycle: 1:1
Medium: MSL_2600_160518 Medium parameters used: f = 2535 MHz; σ = 2.11 mho/m; ε_r = 52.7; ρ = 1000 kg/m^3
Ambient Temperature：23.3 ℃; Liquid Temperature：22.3 ℃

DASY4 Configuration:
- Probe: EX3DV4 - SN7346; ConvF(7.29, 7.29, 7.29); Calibrated: 2015/9/2
- Sensor-Surface: 1.4mm (Mechanical Surface Detection)
- Electronics: DAE4 Sn916; Calibrated: 2015/12/16
- Phantom: SAM_Right; Type: SAM_Right; Serial: TP-1303
- ;Postprocessing SW: SEMCAD, V1.8 Build 159

Area Scan (81x81x1): Measurement grid: dx=12mm, dy=12mm
Maximum value of SAR (interpolated) = 1.32 mW/g

Zoom Scan (7x7x7)/Cube 0: Measurement grid: dx=5mm, dy=5mm, dz=5mm
Reference Value = 24.2 V/m; Power Drift = 0.072 dB
Peak SAR (extrapolated) = 1.74 W/kg
SAR(1 g) = 0.874 mW/g; SAR(10 g) = 0.430 mW/g
Maximum value of SAR (measured) = 1.40 mW/g

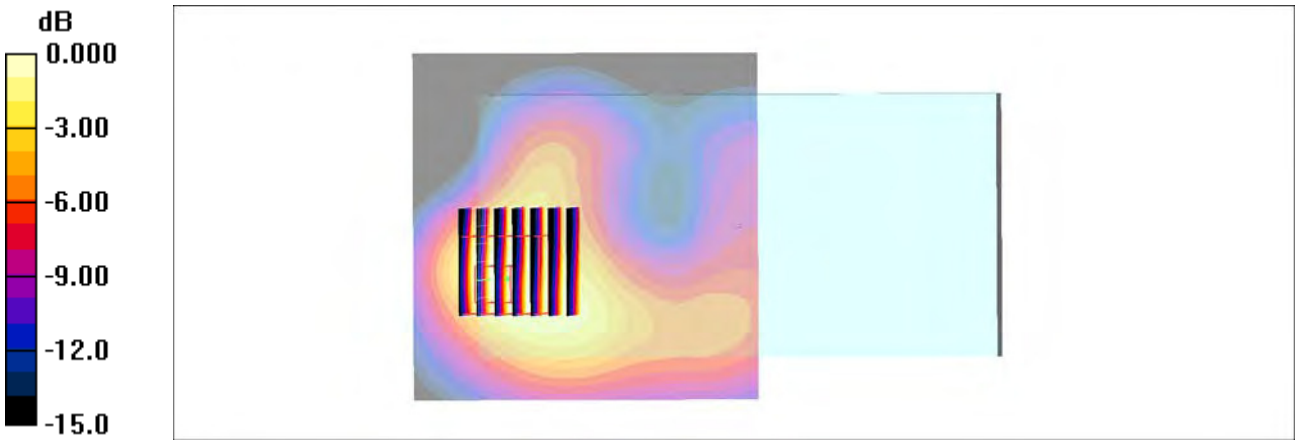

0 dB = 1.40mW/g

Test Laboratory: Sporton International Inc. SAR/HAC Testing Lab Date: 2016/5/19

#49_LTE Band 12_10M_QPSK_1_49_Back_10mm_Ch23095

Communication System: LTE; Frequency: 707.5 MHz;Duty Cycle: 1:1
Medium: MSL_750_160519 Medium parameters used: f = 707.5 MHz; σ = 0.924 mho/m; ε_r = 55.5; ρ = 1000 kg/m^3
Ambient Temperature：23.5 ℃; Liquid Temperature：22.5 ℃

DASY4 Configuration:
- Probe: EX3DV4 - SN7346; ConvF(10.11, 10.11, 10.11); Calibrated: 2015/9/2
- Sensor-Surface: 1.4mm (Mechanical Surface Detection)
- Electronics: DAE4 Sn916; Calibrated: 2015/12/16
- Phantom: SAM_Right; Type: SAM_Right; Serial: TP-1303
- ;Postprocessing SW: SEMCAD, V1.8 Build 159

Area Scan (71x121x1): Measurement grid: dx=15mm, dy=15mm
Maximum value of SAR (interpolated) = 0.527 mW/g

Zoom Scan (5x5x7)/Cube 0: Measurement grid: dx=8mm, dy=8mm, dz=5mm
Reference Value = 23.3 V/m; Power Drift = 0.088 dB
Peak SAR (extrapolated) = 0.596 W/kg
SAR(1 g) = 0.443 mW/g; SAR(10 g) = 0.348 mW/g
Maximum value of SAR (measured) = 0.542 mW/g

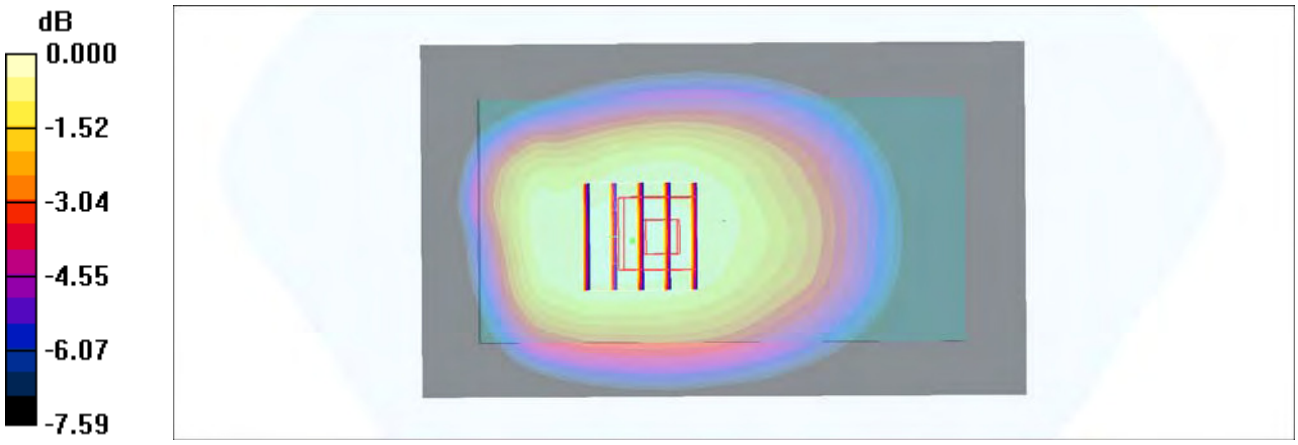

0 dB = 0.542mW/g

Test Laboratory: Sporton International Inc. SAR/HAC Testing Lab Date: 2016/5/19

#50_LTE Band 13_10M_QPSK_1_0_Back_10mm_Ch23230

Communication System: LTE; Frequency: 782 MHz;Duty Cycle: 1:1
Medium: MSL_750_160519 Medium parameters used: f = 782 MHz; σ = 0.993 mho/m; ε_r = 54.8; ρ = 1000 kg/m^3
Ambient Temperature：23.5 ℃; Liquid Temperature：22.5 ℃

DASY4 Configuration:
- Probe: EX3DV4 - SN7346; ConvF(10.11, 10.11, 10.11); Calibrated: 2015/9/2
- Sensor-Surface: 1.4mm (Mechanical Surface Detection)
- Electronics: DAE4 Sn916; Calibrated: 2015/12/16
- Phantom: SAM_Right; Type: SAM_Right; Serial: TP-1303
- ;Postprocessing SW: SEMCAD, V1.8 Build 159

Area Scan (71x121x1): Measurement grid: dx=15mm, dy=15mm
Maximum value of SAR (interpolated) = 0.706 mW/g

Zoom Scan (5x5x7)/Cube 0: Measurement grid: dx=8mm, dy=8mm, dz=5mm
Reference Value = 27.4 V/m; Power Drift = 0.103 dB
Peak SAR (extrapolated) = 0.776 W/kg
SAR(1 g) = 0.587 mW/g; SAR(10 g) = 0.462 mW/g
Maximum value of SAR (measured) = 0.704 mW/g

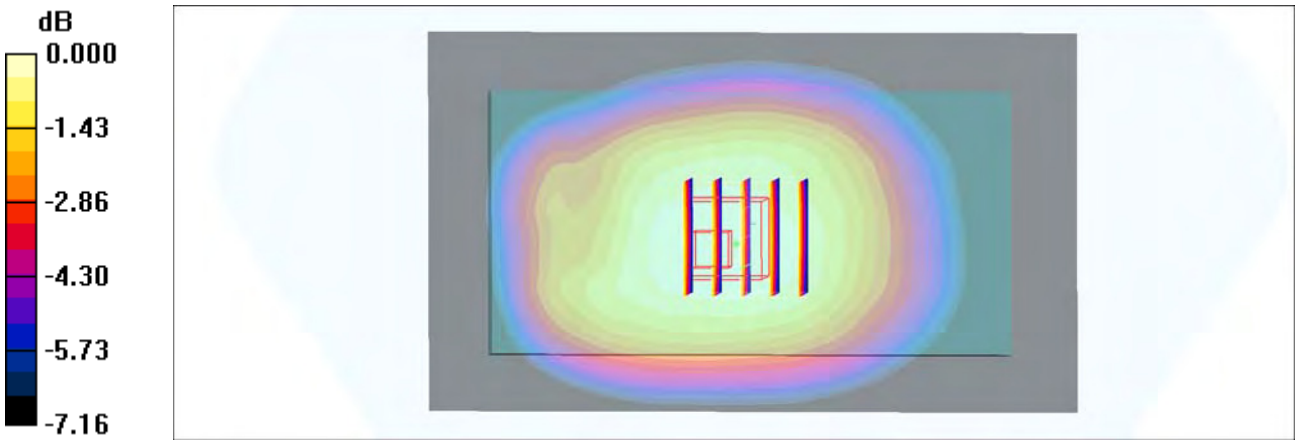

0 dB = 0.704mW/g

Test Laboratory: Sporton International Inc. SAR/HAC Testing Lab Date: 2016/5/19

#51_LTE Band 25_20M_QPSK_1_49_Back_10mm_Ch26140

Communication System: LTE; Frequency: 1860 MHz;Duty Cycle: 1:1
Medium: MSL_1900_160519 Medium parameters used: f = 1860 MHz; σ = 1.52 mho/m; ε_r = 52.4; ρ = 1000 kg/m^3
Ambient Temperature：23.5 ℃； Liquid Temperature：22.5 ℃

DASY4 Configuration:
- Probe: EX3DV4 - SN7346; ConvF(7.77, 7.77, 7.77); Calibrated: 2015/9/2
- Sensor-Surface: 1.4mm (Mechanical Surface Detection)
- Electronics: DAE4 Sn916; Calibrated: 2015/12/16
- Phantom: SAM_Right; Type: SAM_Right; Serial: TP-1303
- ;Postprocessing SW: SEMCAD, V1.8 Build 159

Area Scan (61x61x1): Measurement grid: dx=15mm, dy=15mm
Maximum value of SAR (interpolated) = 1.12 mW/g

Zoom Scan (5x5x7)/Cube 0: Measurement grid: dx=8mm, dy=8mm, dz=5mm
Reference Value = 24.5 V/m; Power Drift = -0.014 dB
Peak SAR (extrapolated) = 1.37 W/kg
SAR(1 g) = 0.815 mW/g; SAR(10 g) = 0.516 mW/g
Maximum value of SAR (measured) = 1.16 mW/g



0 dB = 1.16mW/g

Test Laboratory: Sporton International Inc. SAR/HAC Testing Lab Date: 2016/5/21

#52_LTE Band 26_15M_QPSK_1_0_Back_10mm_Ch26865

Communication System: LTE; Frequency: 831.5 MHz;Duty Cycle: 1:1
Medium: MSL_850_160521 Medium parameters used: f = 831.5 MHz; σ = 0.975 mho/m; ε_r = 56.7; ρ = 1000 kg/m^3
Ambient Temperature：23.5 ℃; Liquid Temperature：22.5 ℃

DASY4 Configuration:
- Probe: EX3DV4 - SN7346; ConvF(10.05, 10.05, 10.05); Calibrated: 2015/9/2
- Sensor-Surface: 1.4mm (Mechanical Surface Detection)
- Electronics: DAE4 Sn916; Calibrated: 2015/12/16
- Phantom: SAM_Right; Type: SAM_Right; Serial: TP-1303
- ;Postprocessing SW: SEMCAD, V1.8 Build 159

Area Scan (61x111x1): Measurement grid: dx=15mm, dy=15mm
Maximum value of SAR (interpolated) = 0.641 mW/g

Zoom Scan (5x5x7)/Cube 0: Measurement grid: dx=8mm, dy=8mm, dz=5mm
Reference Value = 26.8 V/m; Power Drift = 0.180 dB
Peak SAR (extrapolated) = 0.728 W/kg
SAR(1 g) = 0.542 mW/g; SAR(10 g) = 0.422 mW/g
Maximum value of SAR (measured) = 0.661 mW/g

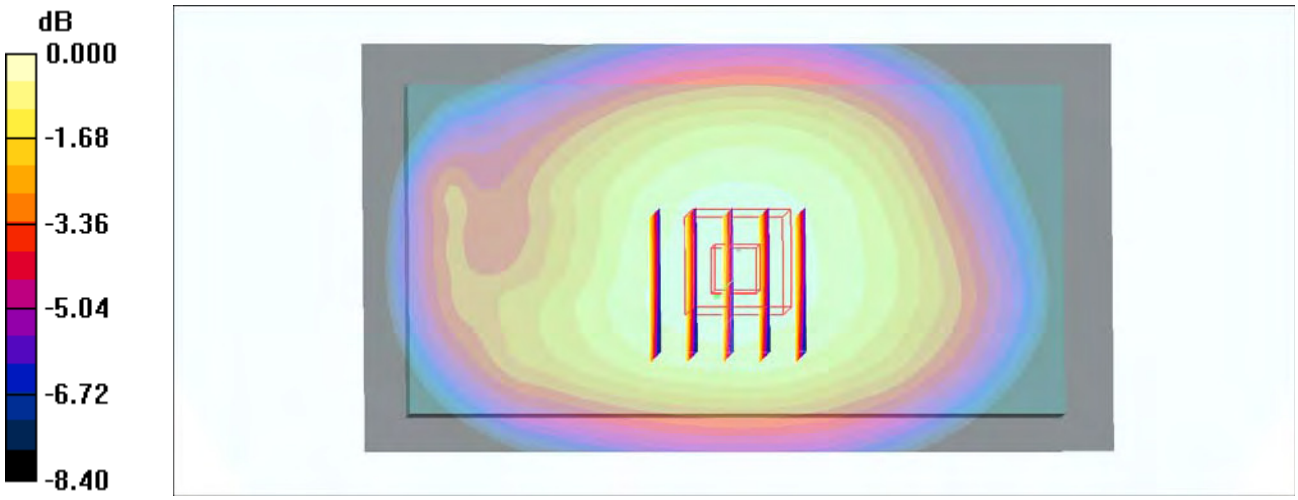

0 dB = 0.661mW/g

Test Laboratory: Sporton International Inc. SAR/HAC Testing Lab Date: 2016/5/18

#53_LTE Band 41_20M_QPSK_1_0_Back_10mm_Ch41490

Communication System: LTE; Frequency: 2680 MHz;Duty Cycle: 1:1.59
Medium: MSL_2600_160518 Medium parameters used: f = 2680 MHz; σ = 2.32 mho/m; ε_r = 52.1; ρ = 1000 kg/m^3
Ambient Temperature：23.3 ℃; Liquid Temperature：22.3 ℃

DASY4 Configuration:
- Probe: EX3DV4 - SN7346; ConvF(7.29, 7.29, 7.29); Calibrated: 2015/9/2
- Sensor-Surface: 1.4mm (Mechanical Surface Detection)
- Electronics: DAE4 Sn916; Calibrated: 2015/12/16
- Phantom: SAM_Right; Type: SAM_Right; Serial: TP-1303
- ;Postprocessing SW: SEMCAD, V1.8 Build 159

Area Scan (81x81x1): Measurement grid: dx=12mm, dy=12mm
Maximum value of SAR (interpolated) = 1.55 mW/g

Zoom Scan (7x7x7)/Cube 0: Measurement grid: dx=5mm, dy=5mm, dz=5mm
Reference Value = 25.2 V/m; Power Drift = -0.009 dB
Peak SAR (extrapolated) = 1.87 W/kg
SAR(1 g) = 0.924 mW/g; SAR(10 g) = 0.429 mW/g
Maximum value of SAR (measured) = 1.50 mW/g

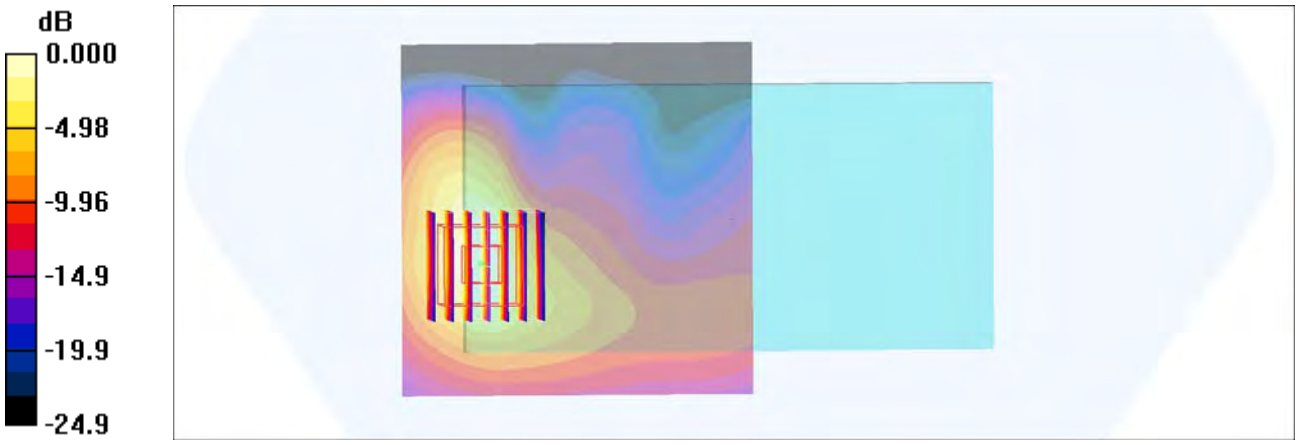

0 dB = 1.50mW/g

#54_WLAN2.4GHz_802.11b 1Mbps_Back_10mm_Ch6

Communication System: 802.11b ; Frequency: 2437 MHz;Duty Cycle: 1:1.024
Medium: MSL_2450_160523 Medium parameters used: f = 2437 MHz; σ = 1.92 mho/m; ε_r = 53.4; ρ = 1000 kg/m^3
Ambient Temperature：23.3 ℃; Liquid Temperature：22.3 ℃

DASY4 Configuration:
- Probe: EX3DV4 - SN7346; ConvF(7.43, 7.43, 7.43); Calibrated: 2015/9/2
- Sensor-Surface: 1.4mm (Mechanical Surface Detection)
- Electronics: DAE4 Sn916; Calibrated: 2015/12/16
- Phantom: SAM_Right; Type: SAM_Right; Serial: TP-1303
- ;Postprocessing SW: SEMCAD, V1.8 Build 159

Area Scan (81x141x1): Measurement grid: dx=12mm, dy=12mm
Maximum value of SAR (interpolated) = 0.260 mW/g

Zoom Scan (7x7x7)/Cube 0: Measurement grid: dx=5mm, dy=5mm, dz=5mm
Reference Value = 3.92 V/m; Power Drift = 0.067 dB
Peak SAR (extrapolated) = 0.326 W/kg
SAR(1 g) = 0.160 mW/g; SAR(10 g) = 0.079 mW/g
Maximum value of SAR (measured) = 0.255 mW/g



0 dB = 0.255mW/g

#55_ Bluetooth_1Mbps_Back_10mm_Ch0

Communication System: Bluetooth; Frequency: 2402 MHz;Duty Cycle: 1:1.2
Medium: MSL_2450_160526 Medium parameters used: f = 2402 MHz; σ = 1.93 mho/m; ε_r = 54.5; ρ = 1000 kg/m^3
Ambient Temperature：23.4 ℃; Liquid Temperature：22.4 ℃

DASY4 Configuration:
- Probe: EX3DV4 - SN7346; ConvF(7.43, 7.43, 7.43); Calibrated: 2015/9/2
- Sensor-Surface: 1.4mm (Mechanical Surface Detection)
- Electronics: DAE4 Sn916; Calibrated: 2015/12/16
- Phantom: SAM_Right; Type: SAM_Right; Serial: TP-1303
- ;Postprocessing SW: SEMCAD, V1.8 Build 159

Area Scan (81x81x1): Measurement grid: dx=12mm, dy=12mm
Maximum value of SAR (interpolated) = 0.076 mW/g

Zoom Scan (7x7x7)/Cube 0: Measurement grid: dx=5mm, dy=5mm, dz=5mm
Reference Value = 4.90 V/m; Power Drift = 0.170 dB
Peak SAR (extrapolated) = 0.096 W/kg
SAR(1 g) = 0.046 mW/g; SAR(10 g) = 0.022 mW/g
Maximum value of SAR (measured) = 0.074 mW/g



0 dB = 0.074mW/g