## LTE Band 41 / 15MHz

### Lowest Channel / QPSK

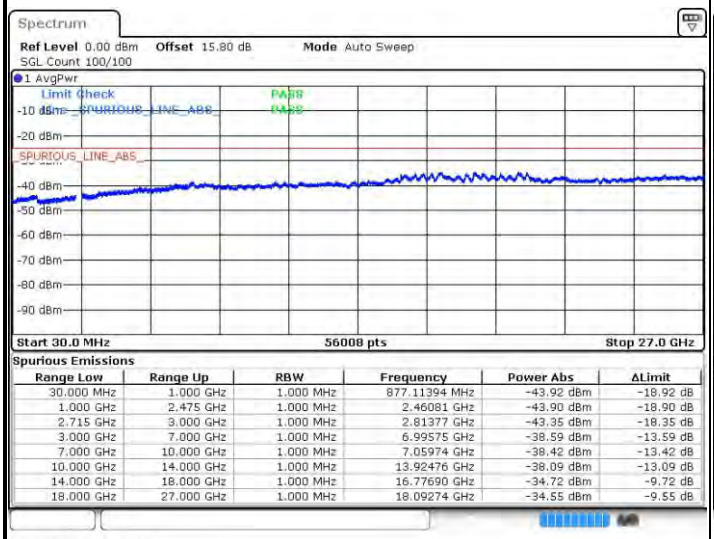


Spurious Emissions

| Range Low | Range Up | RBW | Frequency | Power Abs | ΔLimit |
|---|---|---|---|---|---|
| 30.000 MHz | 1.000 GHz | 1.000 MHz | 877.11394 MHz | -43.92 dBm | -18.92 dB |
| 1.000 GHz | 2.475 GHz | 1.000 MHz | 2.46081 GHz | -43.90 dBm | -18.90 dB |
| 2.715 GHz | 3.000 GHz | 1.000 MHz | 2.81377 GHz | -43.35 dBm | -18.35 dB |
| 3.000 GHz | 7.000 GHz | 1.000 MHz | 6.99575 GHz | -38.59 dBm | -13.59 dB |
| 7.000 GHz | 10.000 GHz | 1.000 MHz | 7.05974 GHz | -38.42 dBm | -13.42 dB |
| 10.000 GHz | 14.000 GHz | 1.000 MHz | 13.92476 GHz | -38.09 dBm | -13.09 dB |
| 14.000 GHz | 18.000 GHz | 1.000 MHz | 16.77690 GHz | -34.72 dBm | -9.72 dB |
| 18.000 GHz | 27.000 GHz | 1.000 MHz | 18.09274 GHz | -34.55 dBm | -9.55 dB |

Date: 22.MAY.2016 14:41:32

### Lowest Channel / 16QAM

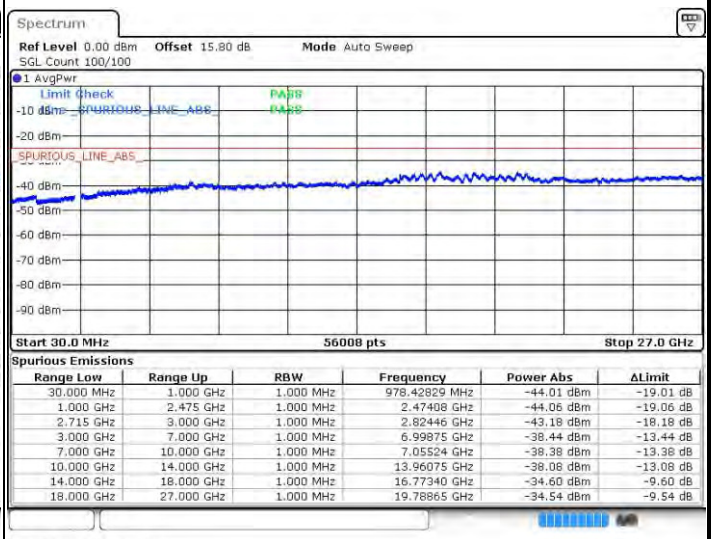


Spurious Emissions

| Range Low | Range Up | RBW | Frequency | Power Abs | ΔLimit |
|---|---|---|---|---|---|
| 30.000 MHz | 1.000 GHz | 1.000 MHz | 978.42829 MHz | -44.01 dBm | -19.01 dB |
| 1.000 GHz | 2.475 GHz | 1.000 MHz | 2.47408 GHz | -44.06 dBm | -19.06 dB |
| 2.715 GHz | 3.000 GHz | 1.000 MHz | 2.82446 GHz | -43.18 dBm | -18.18 dB |
| 3.000 GHz | 7.000 GHz | 1.000 MHz | 6.99875 GHz | -38.44 dBm | -13.44 dB |
| 7.000 GHz | 10.000 GHz | 1.000 MHz | 7.05524 GHz | -38.38 dBm | -13.38 dB |
| 10.000 GHz | 14.000 GHz | 1.000 MHz | 13.96075 GHz | -38.08 dBm | -13.08 dB |
| 14.000 GHz | 18.000 GHz | 1.000 MHz | 16.77340 GHz | -34.60 dBm | -9.60 dB |
| 18.000 GHz | 27.000 GHz | 1.000 MHz | 19.78865 GHz | -34.54 dBm | -9.54 dB |

Date: 22.MAY.2016 14:42:26

### Middle Channel / QPSK

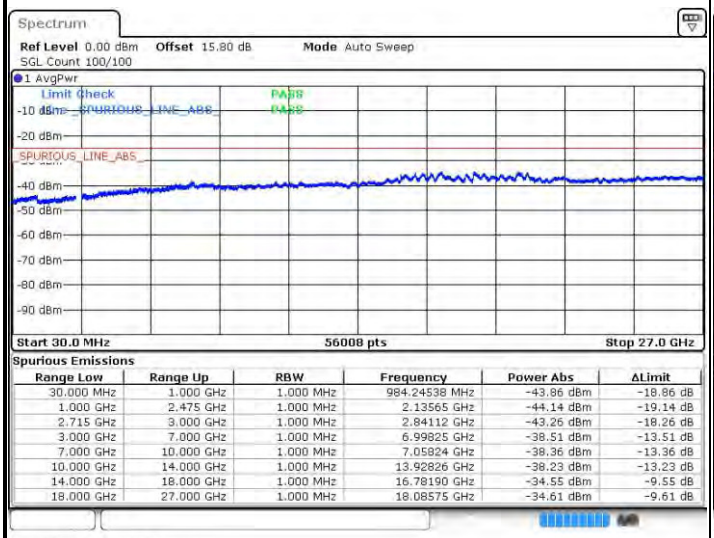


Spurious Emissions

| Range Low | Range Up | RBW | Frequency | Power Abs | ΔLimit |
|---|---|---|---|---|---|
| 30.000 MHz | 1.000 GHz | 1.000 MHz | 984.24538 MHz | -43.86 dBm | -18.86 dB |
| 1.000 GHz | 2.475 GHz | 1.000 MHz | 2.13565 GHz | -44.14 dBm | -19.14 dB |
| 2.715 GHz | 3.000 GHz | 1.000 MHz | 2.84112 GHz | -43.26 dBm | -18.26 dB |
| 3.000 GHz | 7.000 GHz | 1.000 MHz | 6.99825 GHz | -38.51 dBm | -13.51 dB |
| 7.000 GHz | 10.000 GHz | 1.000 MHz | 7.05824 GHz | -38.36 dBm | -13.36 dB |
| 10.000 GHz | 14.000 GHz | 1.000 MHz | 13.92826 GHz | -38.23 dBm | -13.23 dB |
| 14.000 GHz | 18.000 GHz | 1.000 MHz | 16.78190 GHz | -34.55 dBm | -9.55 dB |
| 18.000 GHz | 27.000 GHz | 1.000 MHz | 18.08575 GHz | -34.61 dBm | -9.61 dB |

Date: 22.MAY.2016 14:43:21

### Middle Channel / 16QAM

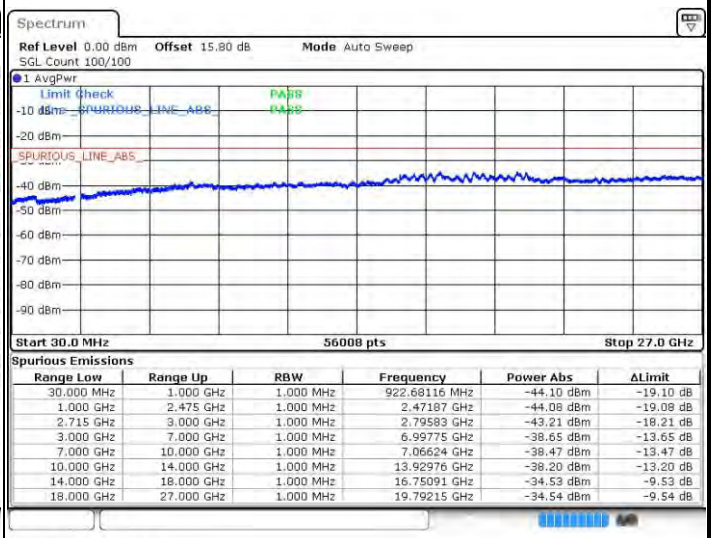


Spurious Emissions

| Range Low | Range Up | RBW | Frequency | Power Abs | ΔLimit |
|---|---|---|---|---|---|
| 30.000 MHz | 1.000 GHz | 1.000 MHz | 922.68116 MHz | -44.10 dBm | -19.10 dB |
| 1.000 GHz | 2.475 GHz | 1.000 MHz | 2.47187 GHz | -44.08 dBm | -19.08 dB |
| 2.715 GHz | 3.000 GHz | 1.000 MHz | 2.79583 GHz | -43.21 dBm | -18.21 dB |
| 3.000 GHz | 7.000 GHz | 1.000 MHz | 6.99775 GHz | -38.65 dBm | -13.65 dB |
| 7.000 GHz | 10.000 GHz | 1.000 MHz | 7.06624 GHz | -38.47 dBm | -13.47 dB |
| 10.000 GHz | 14.000 GHz | 1.000 MHz | 13.92976 GHz | -38.20 dBm | -13.20 dB |
| 14.000 GHz | 18.000 GHz | 1.000 MHz | 16.75091 GHz | -34.53 dBm | -9.53 dB |
| 18.000 GHz | 27.000 GHz | 1.000 MHz | 19.79215 GHz | -34.54 dBm | -9.54 dB |

Date: 22.MAY.2016 14:44:16

## LTE Band 41 / 15MHz

### Highest Channel / QPSK

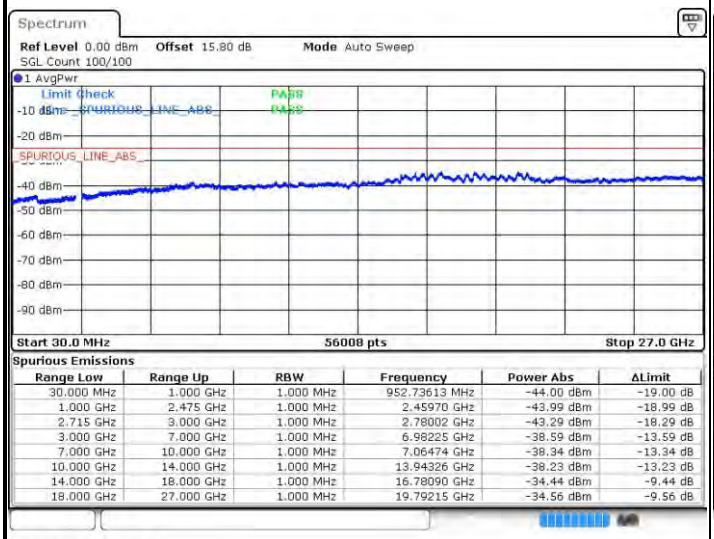


Spurious Emissions

| Range Low | Range Up | RBW | Frequency | Power Abs | ΔLimit |
|---|---|---|---|---|---|
| 30.000 MHz | 1.000 GHz | 1.000 MHz | 952.73613 MHz | -44.00 dBm | -19.00 dB |
| 1.000 GHz | 2.475 GHz | 1.000 MHz | 2.45970 GHz | -43.99 dBm | -18.99 dB |
| 2.715 GHz | 3.000 GHz | 1.000 MHz | 2.78002 GHz | -43.29 dBm | -18.29 dB |
| 3.000 GHz | 7.000 GHz | 1.000 MHz | 6.98225 GHz | -38.59 dBm | -13.59 dB |
| 7.000 GHz | 10.000 GHz | 1.000 MHz | 7.06474 GHz | -38.34 dBm | -13.34 dB |
| 10.000 GHz | 14.000 GHz | 1.000 MHz | 13.94326 GHz | -38.23 dBm | -13.23 dB |
| 14.000 GHz | 18.000 GHz | 1.000 MHz | 16.78090 GHz | -34.44 dBm | -9.44 dB |
| 18.000 GHz | 27.000 GHz | 1.000 MHz | 19.79215 GHz | -34.56 dBm | -9.56 dB |

Date: 22.MAY.2016 14:45:10

### Highest Channel / 16QAM

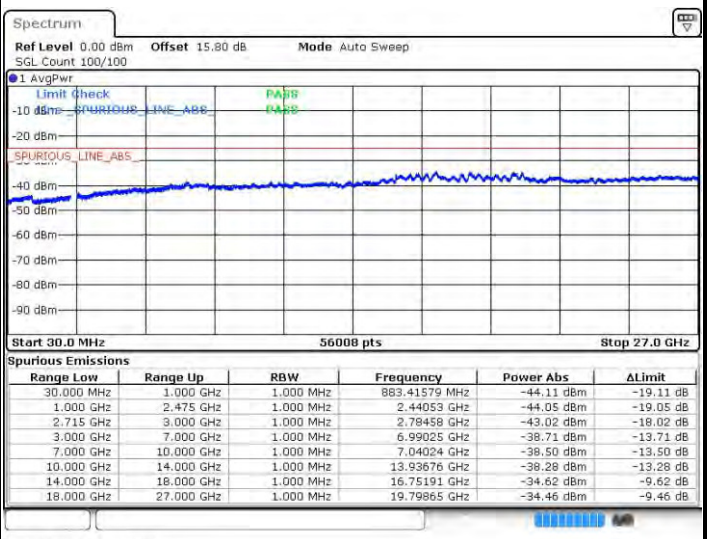


Spurious Emissions

| Range Low | Range Up | RBW | Frequency | Power Abs | ΔLimit |
|---|---|---|---|---|---|
| 30.000 MHz | 1.000 GHz | 1.000 MHz | 883.41579 MHz | -44.11 dBm | -19.11 dB |
| 1.000 GHz | 2.475 GHz | 1.000 MHz | 2.44053 GHz | -44.05 dBm | -19.05 dB |
| 2.715 GHz | 3.000 GHz | 1.000 MHz | 2.78458 GHz | -43.02 dBm | -18.02 dB |
| 3.000 GHz | 7.000 GHz | 1.000 MHz | 6.99025 GHz | -38.71 dBm | -13.71 dB |
| 7.000 GHz | 10.000 GHz | 1.000 MHz | 7.04024 GHz | -38.50 dBm | -13.50 dB |
| 10.000 GHz | 14.000 GHz | 1.000 MHz | 13.93676 GHz | -38.28 dBm | -13.28 dB |
| 14.000 GHz | 18.000 GHz | 1.000 MHz | 16.75191 GHz | -34.62 dBm | -9.62 dB |
| 18.000 GHz | 27.000 GHz | 1.000 MHz | 19.79865 GHz | -34.46 dBm | -9.46 dB |

Date: 22.MAY.2016 14:46:05

## LTE Band 41 / 20MHz

### Lowest Channel / QPSK

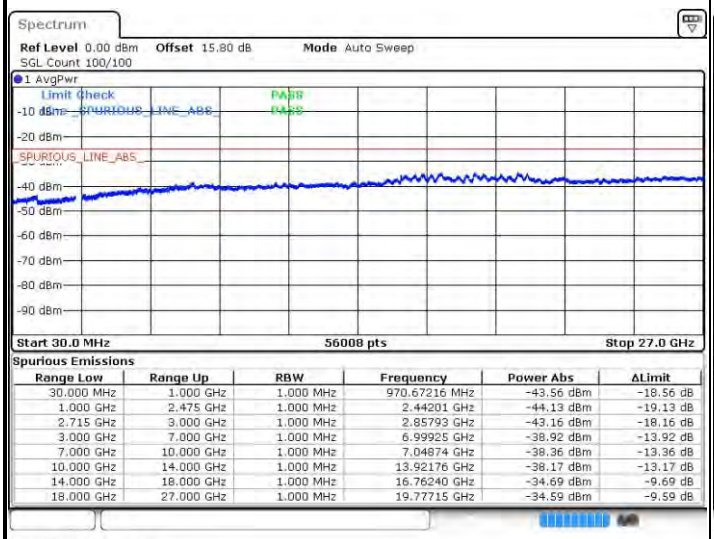


Spurious Emissions

| Range Low | Range Up | RBW | Frequency | Power Abs | ΔLimit |
|---|---|---|---|---|---|
| 30.000 MHz | 1.000 GHz | 1.000 MHz | 970.67216 MHz | -43.56 dBm | -18.56 dB |
| 1.000 GHz | 2.475 GHz | 1.000 MHz | 2.44201 GHz | -44.13 dBm | -19.13 dB |
| 2.715 GHz | 3.000 GHz | 1.000 MHz | 2.85793 GHz | -43.16 dBm | -18.16 dB |
| 3.000 GHz | 7.000 GHz | 1.000 MHz | 6.99925 GHz | -38.92 dBm | -13.92 dB |
| 7.000 GHz | 10.000 GHz | 1.000 MHz | 7.04874 GHz | -38.36 dBm | -13.36 dB |
| 10.000 GHz | 14.000 GHz | 1.000 MHz | 13.92176 GHz | -38.17 dBm | -13.17 dB |
| 14.000 GHz | 18.000 GHz | 1.000 MHz | 16.76240 GHz | -34.69 dBm | -9.69 dB |
| 18.000 GHz | 27.000 GHz | 1.000 MHz | 19.77715 GHz | -34.59 dBm | -9.59 dB |

Date: 22.MAY.2016 14:47:00

### Lowest Channel / 16QAM

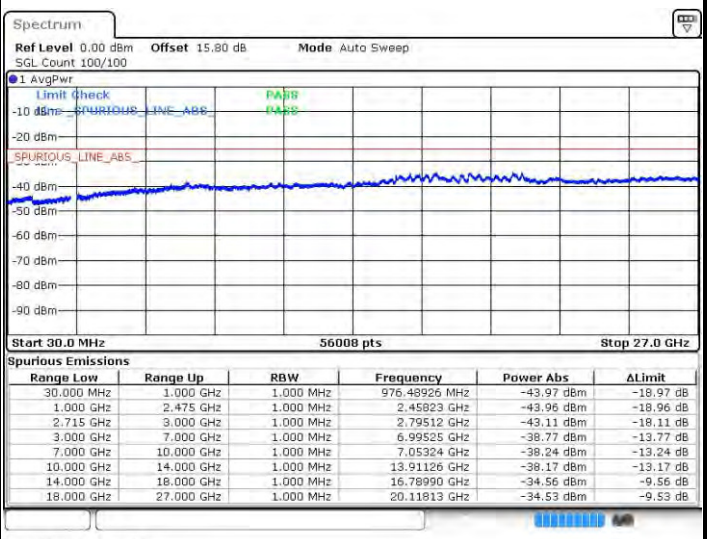


Spurious Emissions

| Range Low | Range Up | RBW | Frequency | Power Abs | ΔLimit |
|---|---|---|---|---|---|
| 30.000 MHz | 1.000 GHz | 1.000 MHz | 976.48926 MHz | -43.97 dBm | -18.97 dB |
| 1.000 GHz | 2.475 GHz | 1.000 MHz | 2.45823 GHz | -43.96 dBm | -18.96 dB |
| 2.715 GHz | 3.000 GHz | 1.000 MHz | 2.79512 GHz | -43.11 dBm | -18.11 dB |
| 3.000 GHz | 7.000 GHz | 1.000 MHz | 6.99525 GHz | -38.77 dBm | -13.77 dB |
| 7.000 GHz | 10.000 GHz | 1.000 MHz | 7.05324 GHz | -38.24 dBm | -13.24 dB |
| 10.000 GHz | 14.000 GHz | 1.000 MHz | 13.91126 GHz | -38.17 dBm | -13.17 dB |
| 14.000 GHz | 18.000 GHz | 1.000 MHz | 16.78990 GHz | -34.56 dBm | -9.56 dB |
| 18.000 GHz | 27.000 GHz | 1.000 MHz | 20.11813 GHz | -34.53 dBm | -9.53 dB |

Date: 22.MAY.2016 14:47:54

## LTE Band 41 / 20MHz

### Middle Channel / QPSK

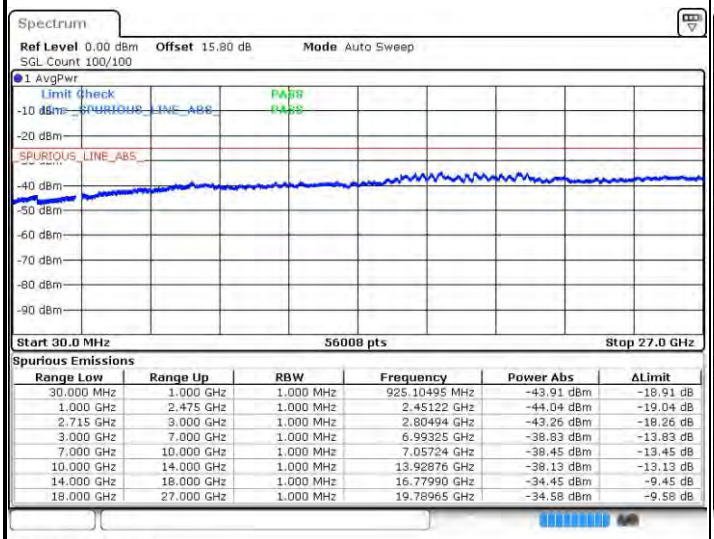


Spurious Emissions

| Range Low | Range Up | RBW | Frequency | Power Abs | ΔLimit |
|---|---|---|---|---|---|
| 30.000 MHz | 1.000 GHz | 1.000 MHz | 925.10495 MHz | -43.91 dBm | -18.91 dB |
| 1.000 GHz | 2.475 GHz | 1.000 MHz | 2.45122 GHz | -44.04 dBm | -19.04 dB |
| 2.715 GHz | 3.000 GHz | 1.000 MHz | 2.80494 GHz | -43.26 dBm | -18.26 dB |
| 3.000 GHz | 7.000 GHz | 1.000 MHz | 6.99325 GHz | -38.83 dBm | -13.83 dB |
| 7.000 GHz | 10.000 GHz | 1.000 MHz | 7.05724 GHz | -38.45 dBm | -13.45 dB |
| 10.000 GHz | 14.000 GHz | 1.000 MHz | 13.92876 GHz | -38.13 dBm | -13.13 dB |
| 14.000 GHz | 18.000 GHz | 1.000 MHz | 16.77990 GHz | -34.45 dBm | -9.45 dB |
| 18.000 GHz | 27.000 GHz | 1.000 MHz | 19.78965 GHz | -34.58 dBm | -9.58 dB |

Date: 22.MAY.2016 14:48:49

### Middle Channel / 16QAM

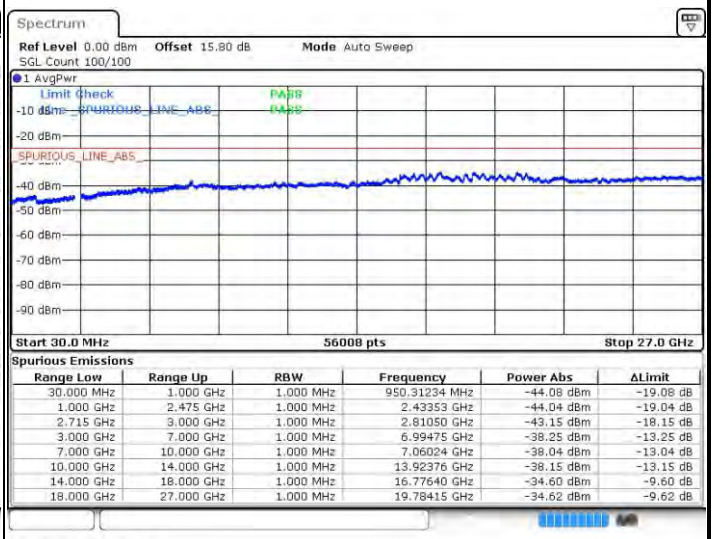


Spurious Emissions

| Range Low | Range Up | RBW | Frequency | Power Abs | ΔLimit |
|---|---|---|---|---|---|
| 30.000 MHz | 1.000 GHz | 1.000 MHz | 950.31234 MHz | -44.08 dBm | -19.08 dB |
| 1.000 GHz | 2.475 GHz | 1.000 MHz | 2.43353 GHz | -44.04 dBm | -19.04 dB |
| 2.715 GHz | 3.000 GHz | 1.000 MHz | 2.81050 GHz | -43.15 dBm | -18.15 dB |
| 3.000 GHz | 7.000 GHz | 1.000 MHz | 6.99475 GHz | -38.25 dBm | -13.25 dB |
| 7.000 GHz | 10.000 GHz | 1.000 MHz | 7.06024 GHz | -38.04 dBm | -13.04 dB |
| 10.000 GHz | 14.000 GHz | 1.000 MHz | 13.92376 GHz | -38.15 dBm | -13.15 dB |
| 14.000 GHz | 18.000 GHz | 1.000 MHz | 16.77640 GHz | -34.60 dBm | -9.60 dB |
| 18.000 GHz | 27.000 GHz | 1.000 MHz | 19.78415 GHz | -34.62 dBm | -9.62 dB |

Date: 22.MAY.2016 14:49:44

### Highest Channel / QPSK

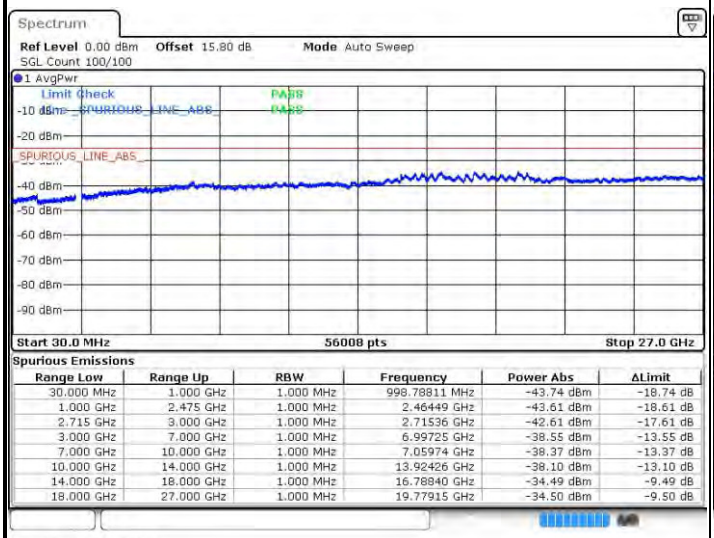


Spurious Emissions

| Range Low | Range Up | RBW | Frequency | Power Abs | ΔLimit |
|---|---|---|---|---|---|
| 30.000 MHz | 1.000 GHz | 1.000 MHz | 998.78811 MHz | -43.74 dBm | -18.74 dB |
| 1.000 GHz | 2.475 GHz | 1.000 MHz | 2.46449 GHz | -43.61 dBm | -18.61 dB |
| 2.715 GHz | 3.000 GHz | 1.000 MHz | 2.71536 GHz | -42.61 dBm | -17.61 dB |
| 3.000 GHz | 7.000 GHz | 1.000 MHz | 6.99725 GHz | -38.55 dBm | -13.55 dB |
| 7.000 GHz | 10.000 GHz | 1.000 MHz | 7.05974 GHz | -38.37 dBm | -13.37 dB |
| 10.000 GHz | 14.000 GHz | 1.000 MHz | 13.92426 GHz | -38.10 dBm | -13.10 dB |
| 14.000 GHz | 18.000 GHz | 1.000 MHz | 16.78840 GHz | -34.49 dBm | -9.49 dB |
| 18.000 GHz | 27.000 GHz | 1.000 MHz | 19.77915 GHz | -34.50 dBm | -9.50 dB |

Date: 22.MAY.2016 14:50:38

### Highest Channel / 16QAM

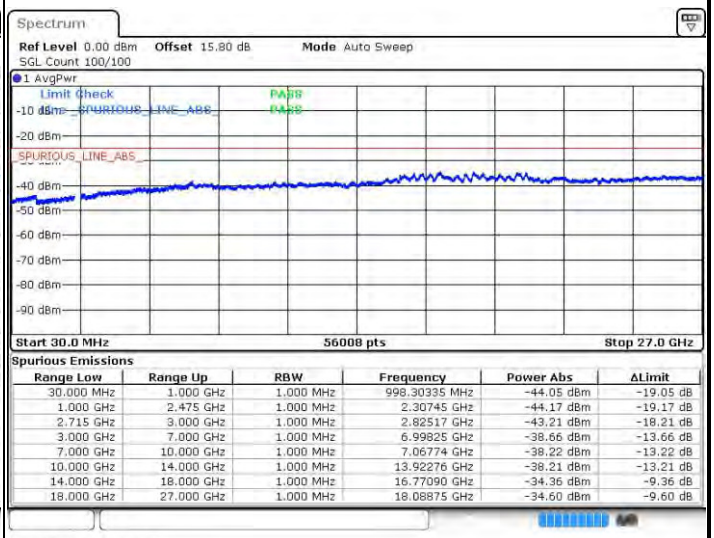


Spurious Emissions

| Range Low | Range Up | RBW | Frequency | Power Abs | ΔLimit |
|---|---|---|---|---|---|
| 30.000 MHz | 1.000 GHz | 1.000 MHz | 998.30335 MHz | -44.05 dBm | -19.05 dB |
| 1.000 GHz | 2.475 GHz | 1.000 MHz | 2.30745 GHz | -44.17 dBm | -19.17 dB |
| 2.715 GHz | 3.000 GHz | 1.000 MHz | 2.82517 GHz | -43.21 dBm | -18.21 dB |
| 3.000 GHz | 7.000 GHz | 1.000 MHz | 6.99825 GHz | -38.66 dBm | -13.66 dB |
| 7.000 GHz | 10.000 GHz | 1.000 MHz | 7.06774 GHz | -38.22 dBm | -13.22 dB |
| 10.000 GHz | 14.000 GHz | 1.000 MHz | 13.92276 GHz | -38.21 dBm | -13.21 dB |
| 14.000 GHz | 18.000 GHz | 1.000 MHz | 16.77090 GHz | -34.36 dBm | -9.36 dB |
| 18.000 GHz | 27.000 GHz | 1.000 MHz | 18.08875 GHz | -34.60 dBm | -9.60 dB |

Date: 22.MAY.2016 14:51:33

# Frequency Stability

| Test Conditions | | LTE Band 41 (QPSK) / Middle Channel | Limit |
|---|---|---|---|
| Temperature (°C) | Voltage (Volt) | BW 10MHz | Note 2. |
| | | Deviation (ppm) | Result |
| 50 | Normal Voltage | 0.0102 | PASS |
| 40 | Normal Voltage | 0.0003 | |
| 30 | Normal Voltage | 0.0093 | |
| 20(Ref.) | Normal Voltage | 0.0000 | |
| 10 | Normal Voltage | 0.0008 | |
| 0 | Normal Voltage | 0.0103 | |
| -10 | Normal Voltage | 0.0095 | |
| -20 | Normal Voltage | 0.0006 | |
| -30 | Normal Voltage | 0.0004 | |
| 20 | Maximum Voltage | 0.0101 | |
| 20 | Normal Voltage | 0.0000 | |
| 20 | Battery End Point | 0.0001 | |

**Note:**

1. Normal Voltage = 3.8V. ；Battery End Point (BEP) = 3.3 V.；Maximum Voltage =4.4 V
2. Note: The frequency fundamental emissions stay within the authorized frequency block.

# Appendix B. Test Results of Radiated Test

## ERP/ERIP

| LTE Band 2 / 1.4MHz (Average) | | | | | | | |
|---|---|---|---|---|---|---|---|
| Channel | Mode | RB | | Horizontal | | Vertical | |
| | | Size | Offset | EIRP(dBm) | EIRP(W) | EIRP(dBm) | EIRP(W) |
| Lowest | QPSK | 1 | 3 | 20.78 | 0.1197 | 22.90 | 0.1950 |
| Middle | | 1 | 3 | 19.62 | 0.0916 | 21.86 | 0.1535 |
| Highest | | 1 | 3 | 19.67 | 0.0927 | 22.27 | 0.1687 |
| Lowest | 16QAM | 1 | 3 | 20.38 | 0.1091 | 22.74 | 0.1879 |
| Middle | | 1 | 3 | 19.26 | 0.0843 | 21.74 | 0.1493 |
| Highest | | 1 | 3 | 19.32 | 0.0855 | 22.05 | 0.1603 |
| Limit | EIRP < 2W | | | Result | | PASS | |

| LTE Band 2 / 3MHz (Average) | | | | | | | |
|---|---|---|---|---|---|---|---|
| Channel | Mode | RB | | Horizontal | | Vertical | |
| | | Size | Offset | EIRP(dBm) | EIRP(W) | EIRP(dBm) | EIRP(W) |
| Lowest | QPSK | 1 | 8 | 19.80 | 0.0955 | 22.67 | 0.1849 |
| Middle | | 1 | 8 | 19.71 | 0.0935 | 22.00 | 0.1585 |
| Highest | | 1 | 8 | 19.44 | 0.0879 | 22.06 | 0.1607 |
| Lowest | 16QAM | 1 | 8 | 19.59 | 0.0910 | 22.30 | 0.1698 |
| Middle | | 1 | 8 | 19.10 | 0.0813 | 21.41 | 0.1384 |
| Highest | | 1 | 8 | 19.02 | 0.0798 | 21.63 | 0.1455 |
| Limit | EIRP < 2W | | | Result | | PASS | |

| LTE Band 2 / 5MHz (Average) | | | | | | | |
|---|---|---|---|---|---|---|---|
| Channel | Mode | RB | | Horizontal | | Vertical | |
| | | Size | Offset | EIRP(dBm) | EIRP(W) | EIRP(dBm) | EIRP(W) |
| Lowest | QPSK | 1 | 0 | 20.20 | 0.1047 | 22.77 | 0.1892 |
| Middle | | 1 | 0 | 19.62 | 0.0916 | 21.90 | 0.1549 |
| Highest | | 1 | 0 | 19.53 | 0.0897 | 21.86 | 0.1535 |
| Lowest | 16QAM | 1 | 0 | 19.80 | 0.0955 | 22.27 | 0.1687 |
| Middle | | 1 | 0 | 19.35 | 0.0861 | 21.30 | 0.1349 |
| Highest | | 1 | 0 | 19.22 | 0.0836 | 21.42 | 0.1387 |
| Limit | EIRP < 2W | | | Result | | PASS | |

| LTE Band 2 / 10MHz (Average) | | | | | | | |
|---|---|---|---|---|---|---|---|
| Channel | Mode | RB | | Horizontal | | Vertical | |
| | | Size | Offset | EIRP(dBm) | EIRP(W) | EIRP(dBm) | EIRP(W) |
| Lowest | QPSK | 1 | 0 | 20.39 | 0.1094 | 22.50 | 0.1778 |
| Middle | | 1 | 0 | 19.96 | 0.0991 | 22.06 | 0.1607 |
| Highest | | 1 | 0 | 19.84 | 0.0964 | 22.03 | 0.1596 |
| Lowest | 16QAM | 1 | 0 | 19.88 | 0.0973 | 22.34 | 0.1714 |
| Middle | | 1 | 0 | 19.49 | 0.0889 | 21.58 | 0.1439 |
| Highest | | 1 | 0 | 19.34 | 0.0859 | 21.49 | 0.1409 |
| Limit | EIRP < 2W | | | Result | | PASS | |

| LTE Band 2 / 15MHz (Average) | | | | | | | |
|---|---|---|---|---|---|---|---|
| Channel | Mode | RB | | Horizontal | | Vertical | |
| | | Size | Offset | EIRP(dBm) | EIRP(W) | EIRP(dBm) | EIRP(W) |
| Lowest | QPSK | 1 | 0 | 20.40 | 0.1096 | 22.82 | 0.1914 |
| Middle | | 1 | 0 | 19.98 | 0.0995 | 22.16 | 0.1644 |
| Highest | | 1 | 0 | 19.82 | 0.0959 | 21.98 | 0.1578 |
| Lowest | 16QAM | 1 | 0 | 20.00 | 0.1000 | 22.47 | 0.1766 |
| Middle | | 1 | 0 | 19.50 | 0.0891 | 21.74 | 0.1493 |
| Highest | | 1 | 0 | 19.47 | 0.0885 | 21.66 | 0.1466 |
| Limit | EIRP < 2W | | | Result | | PASS | |

| LTE Band 2 / 20MHz (Average) | | | | | | | |
|---|---|---|---|---|---|---|---|
| Channel | Mode | RB | | Horizontal | | Vertical | |
| | | Size | Offset | EIRP(dBm) | EIRP(W) | EIRP(dBm) | EIRP(W) |
| Lowest | QPSK | 1 | 49 | 20.11 | 0.1026 | 22.35 | 0.1718 |
| Middle | | 1 | 49 | 19.94 | 0.0986 | 22.06 | 0.1607 |
| Highest | | 1 | 49 | 19.94 | 0.0986 | 21.96 | 0.1570 |
| Lowest | 16QAM | 1 | 49 | 19.81 | 0.0957 | 22.05 | 0.1603 |
| Middle | | 1 | 49 | 19.32 | 0.0855 | 21.44 | 0.1393 |
| Highest | | 1 | 49 | 19.17 | 0.0826 | 21.38 | 0.1374 |
| Limit | EIRP < 2W | | | Result | | PASS | |

| LTE Band 25 / 1.4MHz (Average) | | | | | | | |
|---|---|---|---|---|---|---|---|
| Channel | Mode | RB | | Horizontal | | Vertical | |
| | | Size | Offset | EIRP(dBm) | EIRP(W) | EIRP(dBm) | EIRP(W) |
| Lowest | QPSK | 3 | 1 | 21.35 | 0.1365 | 23.96 | 0.2489 |
| Middle | | 3 | 1 | 20.68 | 0.1169 | 23.15 | 0.2065 |
| Highest | | 3 | 1 | 20.65 | 0.1161 | 23.10 | 0.2042 |
| Lowest | 16QAM | 1 | 0 | 20.66 | 0.1164 | 22.99 | 0.1991 |
| Middle | | 1 | 0 | 20.01 | 0.1002 | 22.07 | 0.1611 |
| Highest | | 1 | 0 | 19.84 | 0.0964 | 22.24 | 0.1675 |
| Limit | EIRP < 2W | | | Result | | PASS | |

| LTE Band 25 / 3MHz (Average) | | | | | | | |
|---|---|---|---|---|---|---|---|
| Channel | Mode | RB | | Horizontal | | Vertical | |
| | | Size | Offset | EIRP(dBm) | EIRP(W) | EIRP(dBm) | EIRP(W) |
| Lowest | QPSK | 1 | 14 | 20.73 | 0.1183 | 23.62 | 0.2301 |
| Middle | | 1 | 14 | 20.78 | 0.1197 | 22.92 | 0.1959 |
| Highest | | 1 | 14 | 20.75 | 0.1189 | 23.21 | 0.2094 |
| Lowest | 16QAM | 1 | 14 | 20.25 | 0.1059 | 22.77 | 0.1892 |
| Middle | | 1 | 14 | 19.99 | 0.0998 | 22.14 | 0.1637 |
| Highest | | 1 | 14 | 19.79 | 0.0953 | 22.26 | 0.1683 |
| Limit | EIRP < 2W | | | Result | | PASS | |

| LTE Band 25 / 5MHz (Average) | | | | | | | |
|---|---|---|---|---|---|---|---|
| Channel | Mode | RB | | Horizontal | | Vertical | |
| | | Size | Offset | EIRP(dBm) | EIRP(W) | EIRP(dBm) | EIRP(W) |
| Lowest | QPSK | 1 | 12 | 20.53 | 0.1130 | 23.25 | 0.2113 |
| Middle | | 1 | 12 | 20.63 | 0.1156 | 22.55 | 0.1799 |
| Highest | | 1 | 12 | 20.40 | 0.1096 | 22.73 | 0.1875 |
| Lowest | 16QAM | 1 | 24 | 20.13 | 0.1030 | 22.56 | 0.1803 |
| Middle | | 1 | 24 | 19.79 | 0.0953 | 21.95 | 0.1567 |
| Highest | | 1 | 24 | 19.66 | 0.0925 | 22.16 | 0.1644 |
| Limit | EIRP < 2W | | | Result | | PASS | |

| LTE Band 25 / 10MHz (Average) | | | | | | | |
|---|---|---|---|---|---|---|---|
| Channel | Mode | RB | | Horizontal | | Vertical | |
| | | Size | Offset | EIRP(dBm) | EIRP(W) | EIRP(dBm) | EIRP(W) |
| Lowest | QPSK | 1 | 49 | 20.86 | 0.1219 | 23.31 | 0.2143 |
| Middle | | 1 | 49 | 20.78 | 0.1197 | 22.84 | 0.1923 |
| Highest | | 1 | 49 | 20.50 | 0.1122 | 22.93 | 0.1963 |
| Lowest | 16QAM | 1 | 49 | 20.10 | 0.1023 | 22.55 | 0.1799 |
| Middle | | 1 | 49 | 19.97 | 0.0993 | 22.00 | 0.1585 |
| Highest | | 1 | 49 | 19.75 | 0.0944 | 22.19 | 0.1656 |
| Limit | EIRP < 2W | | | Result | | PASS | |

| LTE Band 25 / 15MHz (Average) | | | | | | | |
|---|---|---|---|---|---|---|---|
| Channel | Mode | RB | | Horizontal | | Vertical | |
| | | Size | Offset | EIRP(dBm) | EIRP(W) | EIRP(dBm) | EIRP(W) |
| Lowest | QPSK | 1 | 0 | 21.63 | 0.1455 | 23.97 | 0.2495 |
| Middle | | 1 | 0 | 20.97 | 0.1250 | 23.17 | 0.2075 |
| Highest | | 1 | 0 | 20.89 | 0.1227 | 23.06 | 0.2023 |
| Lowest | 16QAM | 1 | 0 | 20.71 | 0.1178 | 23.07 | 0.2028 |
| Middle | | 1 | 0 | 20.31 | 0.1074 | 22.48 | 0.1770 |
| Highest | | 1 | 0 | 20.24 | 0.1057 | 22.39 | 0.1734 |
| Limit | EIRP < 2W | | | Result | | PASS | |

| LTE Band 25 / 20MHz (Average) | | | | | | | |
|---|---|---|---|---|---|---|---|
| Channel | Mode | RB | | Horizontal | | Vertical | |
| | | Size | Offset | EIRP(dBm) | EIRP(W) | EIRP(dBm) | EIRP(W) |
| Lowest | QPSK | 1 | 49 | 20.92 | 0.1236 | 23.36 | 0.2168 |
| Middle | | 1 | 49 | 21.10 | 0.1288 | 23.16 | 0.2070 |
| Highest | | 1 | 49 | 20.81 | 0.1205 | 23.09 | 0.2037 |
| Lowest | 16QAM | 1 | 49 | 20.14 | 0.1033 | 22.46 | 0.1762 |
| Middle | | 1 | 49 | 19.88 | 0.0973 | 21.93 | 0.1560 |
| Highest | | 1 | 49 | 19.93 | 0.0984 | 22.21 | 0.1663 |
| Limit | EIRP < 2W | | | Result | | PASS | |

| LTE Band 4 / 1.4MHz (Average) | | | | | | | |
|---|---|---|---|---|---|---|---|
| Channel | Mode | RB | | Horizontal | | Vertical | |
| | | Size | Offset | EIRP(dBm) | EIRP(W) | EIRP(dBm) | EIRP(W) |
| Lowest | QPSK | 3 | 1 | 16.78 | 0.0476 | 22.32 | 0.1706 |
| Middle | | 3 | 1 | 17.10 | 0.0513 | 22.99 | 0.1991 |
| Highest | | 3 | 1 | 17.07 | 0.0509 | 23.55 | 0.2265 |
| Lowest | 16QAM | 1 | 3 | 16.13 | 0.0410 | 22.18 | 0.1652 |
| Middle | | 1 | 3 | 16.52 | 0.0449 | 22.78 | 0.1897 |
| Highest | | 1 | 3 | 16.54 | 0.0451 | 23.11 | 0.2046 |
| Limit | EIRP < 1W | | | Result | | PASS | |

| LTE Band 4 / 3MHz (Average) | | | | | | | |
|---|---|---|---|---|---|---|---|
| Channel | Mode | RB | | Horizontal | | Vertical | |
| | | Size | Offset | EIRP(dBm) | EIRP(W) | EIRP(dBm) | EIRP(W) |
| Lowest | QPSK | 1 | 0 | 16.38 | 0.0435 | 22.43 | 0.1750 |
| Middle | | 1 | 0 | 16.88 | 0.0488 | 23.23 | 0.2104 |
| Highest | | 1 | 0 | 16.81 | 0.0480 | 23.18 | 0.2080 |
| Lowest | 16QAM | 1 | 0 | 16.01 | 0.0399 | 22.27 | 0.1687 |
| Middle | | 1 | 0 | 16.47 | 0.0444 | 22.88 | 0.1941 |
| Highest | | 1 | 0 | 16.39 | 0.0436 | 23.04 | 0.2014 |
| Limit | EIRP < 1W | | | Result | | PASS | |

| LTE Band 4 / 5MHz (Average) | | | | | | | |
|---|---|---|---|---|---|---|---|
| Channel | Mode | RB | | Horizontal | | Vertical | |
| | | Size | Offset | EIRP(dBm) | EIRP(W) | EIRP(dBm) | EIRP(W) |
| Lowest | QPSK | 1 | 0 | 16.38 | 0.0435 | 22.54 | 0.1795 |
| Middle | | 1 | 0 | 16.58 | 0.0455 | 22.98 | 0.1986 |
| Highest | | 1 | 0 | 16.68 | 0.0466 | 23.31 | 0.2143 |
| Lowest | 16QAM | 1 | 0 | 16.00 | 0.0398 | 22.22 | 0.1667 |
| Middle | | 1 | 0 | 16.42 | 0.0439 | 22.85 | 0.1928 |
| Highest | | 1 | 0 | 16.38 | 0.0435 | 23.17 | 0.2075 |
| Limit | EIRP < 1W | | | Result | | PASS | |

| LTE Band 4 / 10MHz (Average) | | | | | | | |
|---|---|---|---|---|---|---|---|
| Channel | Mode | RB | | Horizontal | | Vertical | |
| | | Size | Offset | EIRP(dBm) | EIRP(W) | EIRP(dBm) | EIRP(W) |
| Lowest | QPSK | 1 | 0 | 16.35 | 0.0432 | 22.81 | 0.1910 |
| Middle | | 1 | 0 | 16.86 | 0.0485 | 23.11 | 0.2046 |
| Highest | | 1 | 0 | 16.68 | 0.0466 | 23.57 | 0.2275 |
| Lowest | 16QAM | 1 | 0 | 16.01 | 0.0399 | 22.34 | 0.1714 |
| Middle | | 1 | 0 | 16.56 | 0.0453 | 22.91 | 0.1954 |
| Highest | | 1 | 0 | 16.24 | 0.0421 | 23.13 | 0.2056 |
| Limit | EIRP < 1W | | | Result | | PASS | |

| LTE Band 4 / 15MHz (Average) | | | | | | | |
|---|---|---|---|---|---|---|---|
| Channel | Mode | RB | | Horizontal | | Vertical | |
| | | Size | Offset | EIRP(dBm) | EIRP(W) | EIRP(dBm) | EIRP(W) |
| Lowest | QPSK | 1 | 0 | 16.40 | 0.0437 | 22.65 | 0.1841 |
| Middle | | 1 | 0 | 16.61 | 0.0458 | 23.00 | 0.1995 |
| Highest | | 1 | 0 | 16.57 | 0.0454 | 23.54 | 0.2259 |
| Lowest | 16QAM | 1 | 0 | 16.19 | 0.0416 | 22.45 | 0.1758 |
| Middle | | 1 | 0 | 16.56 | 0.0453 | 22.97 | 0.1982 |
| Highest | | 1 | 0 | 16.73 | 0.0471 | 23.64 | 0.2312 |
| Limit | EIRP < 1W | | | Result | | PASS | |

| LTE Band 4 / 20MHz (Average) | | | | | | | |
|---|---|---|---|---|---|---|---|
| Channel | Mode | RB | | Horizontal | | Vertical | |
| | | Size | Offset | EIRP(dBm) | EIRP(W) | EIRP(dBm) | EIRP(W) |
| Lowest | QPSK | 1 | 0 | 16.44 | 0.0441 | 22.80 | 0.1905 |
| Middle | | 1 | 0 | 16.68 | 0.0466 | 23.28 | 0.2128 |
| Highest | | 1 | 0 | 16.68 | 0.0466 | 23.33 | 0.2153 |
| Lowest | 16QAM | 1 | 49 | 15.91 | 0.0390 | 22.62 | 0.1828 |
| Middle | | 1 | 49 | 16.24 | 0.0421 | 22.81 | 0.1910 |
| Highest | | 1 | 49 | 16.49 | 0.0446 | 23.37 | 0.2173 |
| Limit | EIRP < 1W | | | Result | | PASS | |

| LTE Band 5 / 1.4MHz (Average) | | | | | | | |
|---|---|---|---|---|---|---|---|
| Channel | Mode | RB | | Horizontal | | Vertical | |
| | | Size | Offset | ERP(dBm) | ERP(W) | ERP(dBm) | ERP(W) |
| Lowest | QPSK | 1 | 3 | 3.17 | 0.0021 | 21.11 | 0.1291 |
| Middle | | 1 | 3 | 3.55 | 0.0023 | 20.57 | 0.1140 |
| Highest | | 1 | 3 | 3.78 | 0.0024 | 20.28 | 0.1067 |
| Lowest | 16QAM | 1 | 0 | 2.24 | 0.0017 | 19.97 | 0.0993 |
| Middle | | 1 | 0 | 2.51 | 0.0018 | 19.17 | 0.0826 |
| Highest | | 1 | 0 | 2.81 | 0.0019 | 19.31 | 0.0853 |
| Limit | ERP < 7W | | | Result | | PASS | |

| LTE Band 5 / 3MHz (Average) | | | | | | | |
|---|---|---|---|---|---|---|---|
| Channel | Mode | RB | | Horizontal | | Vertical | |
| | | Size | Offset | ERP(dBm) | ERP(W) | ERP(dBm) | ERP(W) |
| Lowest | QPSK | 1 | 0 | -0.62 | 0.0009 | 21.24 | 0.1330 |
| Middle | | 1 | 0 | -0.62 | 0.0009 | 20.60 | 0.1148 |
| Highest | | 1 | 0 | 0.86 | 0.0012 | 20.07 | 0.1016 |
| Lowest | 16QAM | 1 | 0 | -1.56 | 0.0007 | 20.05 | 0.1012 |
| Middle | | 1 | 0 | -1.47 | 0.0007 | 19.60 | 0.0912 |
| Highest | | 1 | 0 | -0.20 | 0.0010 | 19.08 | 0.0809 |
| Limit | ERP < 7W | | | Result | | PASS | |

| LTE Band 5 / 5MHz (Average) | | | | | | | |
|---|---|---|---|---|---|---|---|
| Channel | Mode | RB | | Horizontal | | Vertical | |
| | | Size | Offset | ERP(dBm) | ERP(W) | ERP(dBm) | ERP(W) |
| Lowest | QPSK | 1 | 12 | -0.90 | 0.0008 | 20.97 | 0.1250 |
| Middle | | 1 | 12 | -0.44 | 0.0009 | 20.46 | 0.1112 |
| Highest | | 1 | 12 | 0.72 | 0.0012 | 19.96 | 0.0991 |
| Lowest | 16QAM | 1 | 0 | -1.87 | 0.0007 | 19.88 | 0.0973 |
| Middle | | 1 | 0 | -1.87 | 0.0007 | 19.40 | 0.0871 |
| Highest | | 1 | 0 | -0.85 | 0.0008 | 19.00 | 0.0794 |
| Limit | ERP < 7W | | | Result | | PASS | |

| LTE Band 5 / 10MHz (Average) | | | | | | | |
|---|---|---|---|---|---|---|---|
| Channel | Mode | RB | | Horizontal | | Vertical | |
| | | Size | Offset | ERP(dBm) | ERP(W) | ERP(dBm) | ERP(W) |
| Lowest | QPSK | 1 | 25 | -0.81 | 0.0008 | 20.86 | 0.1219 |
| Middle | | 1 | 25 | -0.43 | 0.0009 | 20.50 | 0.1122 |
| Highest | | 1 | 25 | 0.34 | 0.0011 | 20.16 | 0.1038 |
| Lowest | 16QAM | 1 | 0 | -1.72 | 0.0007 | 19.98 | 0.0995 |
| Middle | | 1 | 0 | -1.71 | 0.0007 | 19.73 | 0.0940 |
| Highest | | 1 | 0 | -0.97 | 0.0008 | 20.02 | 0.1005 |
| Limit | ERP < 7W | | | Result | | PASS | |

| LTE Band 7 / 5MHz (Average) | | | | | | | |
|---|---|---|---|---|---|---|---|
| Channel | Mode | RB | | Horizontal | | Vertical | |
| | | Size | Offset | EIRP(dBm) | EIRP(W) | EIRP(dBm) | EIRP(W) |
| Lowest | QPSK | 1 | 12 | 21.94 | 0.1563 | 22.66 | 0.1845 |
| Middle | | 1 | 12 | 22.40 | 0.1738 | 23.45 | 0.2213 |
| Highest | | 1 | 12 | 21.79 | 0.1510 | 23.25 | 0.2113 |
| Lowest | 16QAM | 1 | 0 | 19.96 | 0.0991 | 22.28 | 0.1690 |
| Middle | | 1 | 0 | 19.83 | 0.0962 | 22.97 | 0.1982 |
| Highest | | 1 | 0 | 19.71 | 0.0935 | 23.16 | 0.2070 |
| Limit | EIRP < 2W | | | Result | | PASS | |

| LTE Band 7 / 10MHz (Average) | | | | | | | |
|---|---|---|---|---|---|---|---|
| Channel | Mode | RB | | Horizontal | | Vertical | |
| | | Size | Offset | EIRP(dBm) | EIRP(W) | EIRP(dBm) | EIRP(W) |
| Lowest | QPSK | 1 | 0 | 20.46 | 0.1112 | 22.98 | 0.1986 |
| Middle | | 1 | 0 | 20.38 | 0.1091 | 23.52 | 0.2249 |
| Highest | | 1 | 0 | 20.06 | 0.1014 | 23.77 | 0.2382 |
| Lowest | 16QAM | 1 | 0 | 20.12 | 0.1028 | 22.47 | 0.1766 |
| Middle | | 1 | 0 | 19.87 | 0.0971 | 22.97 | 0.1982 |
| Highest | | 1 | 0 | 19.87 | 0.0971 | 23.45 | 0.2213 |
| Limit | EIRP < 2W | | | Result | | PASS | |

| LTE Band 7 / 15MHz (Average) | | | | | | | |
|---|---|---|---|---|---|---|---|
| Channel | Mode | RB | | Horizontal | | Vertical | |
| | | Size | Offset | EIRP(dBm) | EIRP(W) | EIRP(dBm) | EIRP(W) |
| Lowest | QPSK | 1 | 0 | 21.48 | 0.1406 | 23.00 | 0.1995 |
| Middle | | 1 | 0 | 19.25 | 0.0841 | 22.94 | 0.1968 |
| Highest | | 1 | 0 | 19.34 | 0.0859 | 23.31 | 0.2143 |
| Lowest | 16QAM | 1 | 0 | 21.78 | 0.1507 | 22.64 | 0.1837 |
| Middle | | 1 | 0 | 19.40 | 0.0871 | 22.98 | 0.1986 |
| Highest | | 1 | 0 | 19.38 | 0.0867 | 23.31 | 0.2143 |
| Limit | EIRP < 2W | | | Result | | PASS | |

| LTE Band 7 / 20MHz (Average) | | | | | | | |
|---|---|---|---|---|---|---|---|
| Channel | Mode | RB | | Horizontal | | Vertical | |
| | | Size | Offset | EIRP(dBm) | EIRP(W) | EIRP(dBm) | EIRP(W) |
| Lowest | QPSK | 1 | 49 | 19.30 | 0.0851 | 22.53 | 0.1791 |
| Middle | | 1 | 49 | 19.10 | 0.0813 | 22.73 | 0.1875 |
| Highest | | 1 | 49 | 18.80 | 0.0759 | 22.71 | 0.1866 |
| Lowest | 16QAM | 1 | 0 | 19.53 | 0.0897 | 22.41 | 0.1742 |
| Middle | | 1 | 0 | 19.52 | 0.0895 | 22.76 | 0.1888 |
| Highest | | 1 | 0 | 19.65 | 0.0923 | 23.36 | 0.2168 |
| Limit | EIRP < 2W | | | Result | | PASS | |

| LTE Band 12 / 1.4MHz (Average) | | | | | | | |
|---|---|---|---|---|---|---|---|
| Channel | Mode | RB | | Horizontal | | Vertical | |
| | | Size | Offset | ERP(dBm) | ERP(W) | ERP(dBm) | ERP(W) |
| Lowest | QPSK | 3 | 1 | -4.60 | 0.0003 | 19.67 | 0.0927 |
| Middle | | 3 | 1 | -4.16 | 0.0004 | 19.90 | 0.0977 |
| Highest | | 3 | 1 | -3.68 | 0.0004 | 20.21 | 0.1050 |
| Lowest | 16QAM | 1 | 5 | -5.90 | 0.0003 | 18.06 | 0.0640 |
| Middle | | 1 | 5 | -5.72 | 0.0003 | 18.20 | 0.0661 |
| Highest | | 1 | 5 | -5.24 | 0.0003 | 18.61 | 0.0726 |
| Limit | ERP < 3W | | | Result | | PASS | |

| LTE Band 12 / 3MHz (Average) | | | | | | | |
|---|---|---|---|---|---|---|---|
| Channel | Mode | RB | | Horizontal | | Vertical | |
| | | Size | Offset | ERP(dBm) | ERP(W) | ERP(dBm) | ERP(W) |
| Lowest | QPSK | 1 | 14 | -4.54 | 0.0004 | 19.50 | 0.0891 |
| Middle | | 1 | 14 | -4.33 | 0.0004 | 19.76 | 0.0946 |
| Highest | | 1 | 14 | -3.82 | 0.0004 | 20.08 | 0.1019 |
| Lowest | 16QAM | 1 | 0 | -5.71 | 0.0003 | 18.24 | 0.0667 |
| Middle | | 1 | 0 | -5.64 | 0.0003 | 18.20 | 0.0661 |
| Highest | | 1 | 0 | -5.29 | 0.0003 | 18.54 | 0.0714 |
| Limit | ERP < 3W | | | Result | | PASS | |

| LTE Band 12 / 5MHz (Average) | | | | | | | |
|---|---|---|---|---|---|---|---|
| Channel | Mode | RB | | Horizontal | | Vertical | |
| | | Size | Offset | ERP(dBm) | ERP(W) | ERP(dBm) | ERP(W) |
| Lowest | QPSK | 1 | 0 | -4.15 | 0.0004 | 19.86 | 0.0968 |
| Middle | | 1 | 0 | -4.14 | 0.0004 | 19.66 | 0.0925 |
| Highest | | 1 | 0 | -4.10 | 0.0004 | 20.01 | 0.1002 |
| Lowest | 16QAM | 1 | 24 | -5.90 | 0.0003 | 18.00 | 0.0631 |
| Middle | | 1 | 24 | -5.84 | 0.0003 | 18.17 | 0.0656 |
| Highest | | 1 | 24 | -5.55 | 0.0003 | 18.35 | 0.0684 |
| Limit | ERP < 3W | | | Result | | PASS | |

| LTE Band 12 / 10MHz (Average) | | | | | | | |
|---|---|---|---|---|---|---|---|
| Channel | Mode | RB | | Horizontal | | Vertical | |
| | | Size | Offset | ERP(dBm) | ERP(W) | ERP(dBm) | ERP(W) |
| Lowest | QPSK | 1 | 49 | -4.39 | 0.0004 | 19.64 | 0.0920 |
| Middle | | 1 | 49 | -4.51 | 0.0004 | 19.69 | 0.0931 |
| Highest | | 1 | 49 | -4.04 | 0.0004 | 19.94 | 0.0986 |
| Lowest | 16QAM | 1 | 0 | -5.62 | 0.0003 | 18.42 | 0.0695 |
| Middle | | 1 | 0 | -5.61 | 0.0003 | 18.30 | 0.0676 |
| Highest | | 1 | 0 | -5.34 | 0.0003 | 18.51 | 0.0710 |
| Limit | ERP < 3W | | | Result | | PASS | |

| LTE Band 13 / 5MHz (Average) | | | | | | | |
|---|---|---|---|---|---|---|---|
| Channel | Mode | RB | | Horizontal | | Vertical | |
| | | Size | Offset | ERP(dBm) | ERP(W) | ERP(dBm) | ERP(W) |
| Lowest | QPSK | 1 | 0 | -0.33 | 0.0009 | 19.83 | 0.0962 |
| Middle | | 1 | 0 | -0.10 | 0.0010 | 19.95 | 0.0989 |
| Highest | | 1 | 0 | 0.43 | 0.0011 | 20.16 | 0.1038 |
| Lowest | 16QAM | 1 | 0 | -1.08 | 0.0008 | 19.16 | 0.0824 |
| Middle | | 1 | 0 | -0.68 | 0.0009 | 19.28 | 0.0847 |
| Highest | | 1 | 0 | -0.30 | 0.0009 | 19.36 | 0.0863 |
| Limit | ERP < 3W | | | Result | | PASS | |

| LTE Band 13 / 10MHz (Average) | | | | | | | |
|---|---|---|---|---|---|---|---|
| Channel | Mode | RB | | Horizontal | | Vertical | |
| | | Size | Offset | ERP(dBm) | ERP(W) | ERP(dBm) | ERP(W) |
| Lowest | QPSK | - | - | - | - | - | - |
| Middle | | 1 | 0 | -0.32 | 0.0009 | 19.79 | 0.0953 |
| Highest | | - | - | - | - | - | - |
| Lowest | 16QAM | - | - | - | - | - | - |
| Middle | | 1 | 0 | -1.03 | 0.0008 | 19.07 | 0.0807 |
| Highest | | - | - | - | - | - | - |
| Limit | ERP < 3W | | | Result | | PASS | |

| LTE Band 17 / 5MHz (Average) | | | | | | | |
|---|---|---|---|---|---|---|---|
| Channel | Mode | RB | | Horizontal | | Vertical | |
| | | Size | Offset | ERP(dBm) | ERP(W) | ERP(dBm) | ERP(W) |
| Lowest | QPSK | 1 | 12 | -4.57 | 0.0003 | 19.40 | 0.0871 |
| Middle | | 1 | 12 | -4.41 | 0.0004 | 19.59 | 0.0910 |
| Highest | | 1 | 12 | -4.36 | 0.0004 | 19.64 | 0.0920 |
| Lowest | 16QAM | 1 | 0 | -5.65 | 0.0003 | 18.27 | 0.0671 |
| Middle | | 1 | 0 | -5.49 | 0.0003 | 18.37 | 0.0687 |
| Highest | | 1 | 0 | -5.53 | 0.0003 | 18.58 | 0.0721 |
| Limit | ERP < 3W | | | Result | | PASS | |

| LTE Band 17 / 10MHz (Average) | | | | | | | |
|---|---|---|---|---|---|---|---|
| Channel | Mode | RB | | Horizontal | | Vertical | |
| | | Size | Offset | ERP(dBm) | ERP(W) | ERP(dBm) | ERP(W) |
| Lowest | QPSK | 1 | 0 | -4.19 | 0.0004 | 19.71 | 0.0935 |
| Middle | | 1 | 0 | -4.11 | 0.0004 | 19.86 | 0.0968 |
| Highest | | 1 | 0 | -4.25 | 0.0004 | 19.91 | 0.0979 |
| Lowest | 16QAM | 1 | 0 | -5.31 | 0.0003 | 18.51 | 0.0710 |
| Middle | | 1 | 0 | -5.30 | 0.0003 | 18.53 | 0.0713 |
| Highest | | 1 | 0 | -5.38 | 0.0003 | 18.50 | 0.0708 |
| Limit | ERP < 3W | | | Result | | PASS | |

| LTE Band 41 / 5MHz (Average) | | | | | | | |
|---|---|---|---|---|---|---|---|
| Channel | Mode | RB | | Horizontal | | Vertical | |
| | | Size | Offset | EIRP(dBm) | EIRP(W) | EIRP(dBm) | EIRP(W) |
| Lowest | QPSK | 1 | 12 | 23.07 | 0.2028 | 23.66 | 0.2323 |
| Middle | | 1 | 12 | 20.78 | 0.1197 | 24.58 | 0.2871 |
| Highest | | 1 | 12 | 20.82 | 0.1208 | 25.48 | 0.3532 |
| Lowest | 16QAM | 1 | 0 | 21.29 | 0.1346 | 22.94 | 0.1968 |
| Middle | | 1 | 0 | 19.59 | 0.0910 | 23.12 | 0.2051 |
| Highest | | 1 | 0 | 19.24 | 0.0839 | 23.96 | 0.2489 |
| Limit | EIRP < 2W | | | Result | | PASS | |

| LTE Band 41 / 10MHz (Average) | | | | | | | |
|---|---|---|---|---|---|---|---|
| Channel | Mode | RB | | Horizontal | | Vertical | |
| | | Size | Offset | EIRP(dBm) | EIRP(W) | EIRP(dBm) | EIRP(W) |
| Lowest | QPSK | 1 | 25 | 22.75 | 0.1884 | 23.34 | 0.2158 |
| Middle | | 1 | 25 | 20.60 | 0.1148 | 24.19 | 0.2624 |
| Highest | | 1 | 25 | 19.97 | 0.0993 | 24.89 | 0.3083 |
| Lowest | 16QAM | 1 | 0 | 22.51 | 0.1782 | 23.00 | 0.1995 |
| Middle | | 1 | 0 | 20.55 | 0.1135 | 23.33 | 0.2153 |
| Highest | | 1 | 0 | 19.31 | 0.0853 | 24.06 | 0.2547 |
| Limit | EIRP < 2W | | | Result | | PASS | |

| LTE Band 41 / 15MHz (Average) | | | | | | | |
|---|---|---|---|---|---|---|---|
| Channel | Mode | RB | | Horizontal | | Vertical | |
| | | Size | Offset | EIRP(dBm) | EIRP(W) | EIRP(dBm) | EIRP(W) |
| Lowest | QPSK | 1 | 0 | 23.20 | 0.2089 | 23.89 | 0.2449 |
| Middle | | 1 | 0 | 21.40 | 0.1380 | 24.49 | 0.2812 |
| Highest | | 1 | 0 | 20.33 | 0.1079 | 25.18 | 0.3296 |
| Lowest | 16QAM | 1 | 0 | 22.45 | 0.1758 | 23.10 | 0.2042 |
| Middle | | 1 | 0 | 20.82 | 0.1208 | 23.52 | 0.2249 |
| Highest | | 1 | 0 | 19.35 | 0.0861 | 24.18 | 0.2618 |
| Limit | EIRP < 2W | | | Result | | PASS | |

| LTE Band 41 / 20MHz (Average) | | | | | | | |
|---|---|---|---|---|---|---|---|
| Channel | Mode | RB | | Horizontal | | Vertical | |
| | | Size | Offset | EIRP(dBm) | EIRP(W) | EIRP(dBm) | EIRP(W) |
| Lowest | QPSK | 1 | 0 | 23.37 | 0.2173 | 24.08 | 0.2559 |
| Middle | | 1 | 0 | 21.59 | 0.1442 | 24.42 | 0.2767 |
| Highest | | 1 | 0 | 20.65 | 0.1161 | 25.34 | 0.3420 |
| Lowest | 16QAM | 1 | 0 | 22.56 | 0.1803 | 23.14 | 0.2061 |
| Middle | | 1 | 0 | 21.05 | 0.1274 | 23.46 | 0.2218 |
| Highest | | 1 | 0 | 19.75 | 0.0944 | 24.40 | 0.2754 |
| Limit | EIRP < 2W | | | Result | | PASS | |

| LTE Band 26 / 1.4MHz (Average) | | | | | | | |
|---|---|---|---|---|---|---|---|
| Channel | Mode | RB | | Horizontal | | Vertical | |
| | | Size | Offset | ERP(dBm) | ERP(W) | ERP(dBm) | ERP(W) |
| Lowest | QPSK | 3 | 1 | 1.95 | 0.0016 | 21.14 | 0.1300 |
| Middle | | 3 | 1 | 1.71 | 0.0015 | 20.45 | 0.1109 |
| Highest | | 3 | 1 | 2.22 | 0.0017 | 20.14 | 0.1033 |
| Lowest | 16QAM | 1 | 0 | 0.48 | 0.0011 | 19.65 | 0.0923 |
| Middle | | 1 | 0 | 0.35 | 0.0011 | 19.10 | 0.0813 |
| Highest | | 1 | 0 | 0.62 | 0.0012 | 18.58 | 0.0721 |
| Limit | ERP < 7W | | | Result | | PASS | |

| LTE Band 26 / 3MHz (Average) | | | | | | | |
|---|---|---|---|---|---|---|---|
| Channel | Mode | RB | | Horizontal | | Vertical | |
| | | Size | Offset | ERP(dBm) | ERP(W) | ERP(dBm) | ERP(W) |
| Lowest | QPSK | 1 | 8 | -0.64 | 0.0009 | 20.68 | 0.1169 |
| Middle | | 1 | 8 | -1.18 | 0.0008 | 20.32 | 0.1076 |
| Highest | | 1 | 8 | -1.26 | 0.0007 | 20.35 | 0.1084 |
| Lowest | 16QAM | 1 | 0 | -1.71 | 0.0007 | 19.42 | 0.0875 |
| Middle | | 1 | 0 | -2.59 | 0.0006 | 19.17 | 0.0826 |
| Highest | | 1 | 0 | -2.19 | 0.0006 | 18.89 | 0.0774 |
| Limit | ERP < 7W | | | Result | | PASS | |

| LTE Band 26 / 5MHz (Average) | | | | | | | |
|---|---|---|---|---|---|---|---|
| Channel | Mode | RB | | Horizontal | | Vertical | |
| | | Size | Offset | ERP(dBm) | ERP(W) | ERP(dBm) | ERP(W) |
| Lowest | QPSK | 1 | 0 | -0.42 | 0.0009 | 20.89 | 0.1227 |
| Middle | | 1 | 0 | -1.27 | 0.0007 | 20.37 | 0.1089 |
| Highest | | 1 | 0 | -1.15 | 0.0008 | 20.08 | 0.1019 |
| Lowest | 16QAM | 1 | 0 | -1.89 | 0.0006 | 19.44 | 0.0879 |
| Middle | | 1 | 0 | -2.66 | 0.0005 | 18.97 | 0.0789 |
| Highest | | 1 | 0 | -2.61 | 0.0005 | 18.69 | 0.0740 |
| Limit | ERP < 7W | | | Result | | PASS | |

| LTE Band 26 / 10MHz (Average) | | | | | | | |
|---|---|---|---|---|---|---|---|
| Channel | Mode | RB | | Horizontal | | Vertical | |
| | | Size | Offset | ERP(dBm) | ERP(W) | ERP(dBm) | ERP(W) |
| Lowest | QPSK | 1 | 25 | -1.29 | 0.0007 | 20.70 | 0.1175 |
| Middle | | 1 | 25 | -1.44 | 0.0007 | 20.43 | 0.1104 |
| Highest | | 1 | 25 | -1.31 | 0.0007 | 20.21 | 0.1050 |
| Lowest | 16QAM | 1 | 0 | -1.89 | 0.0006 | 19.54 | 0.0899 |
| Middle | | 1 | 0 | -2.49 | 0.0006 | 19.18 | 0.0828 |
| Highest | | 1 | 0 | -2.24 | 0.0006 | 19.23 | 0.0838 |
| Limit | ERP < 7W | | | Result | | PASS | |

| LTE Band 26 / 15MHz (Average) | | | | | | | |
|---|---|---|---|---|---|---|---|
| Channel | Mode | RB | | Horizontal | | Vertical | |
| | | Size | Offset | ERP(dBm) | ERP(W) | ERP(dBm) | ERP(W) |
| Lowest | QPSK | 1 | 0 | -0.61 | 0.0009 | 21.07 | 0.1279 |
| Middle | | 1 | 0 | -0.99 | 0.0008 | 20.65 | 0.1161 |
| Highest | | 1 | 0 | -1.45 | 0.0007 | 20.45 | 0.1109 |
| Lowest | 16QAM | 1 | 0 | -1.85 | 0.0007 | 19.60 | 0.0912 |
| Middle | | 1 | 0 | -2.35 | 0.0006 | 19.37 | 0.0865 |
| Highest | | 1 | 0 | -2.52 | 0.0006 | 19.24 | 0.0839 |
| Limit | ERP < 7W | | | Result | | PASS | |

# Radiated Spurious Emission

## LTE Band 2

| LTE Band 2 / 1.4MHz / QPSK | | | | | | | | | |
|---|---|---|---|---|---|---|---|---|---|
| Channel | Frequency ( MHz ) | EIRP ( dBm ) | Limit ( dBm ) | Over Limit ( dB ) | SPA Reading (dBm) | S.G. Power ( dBm ) | TX Cable loss ( dB ) | TX Antenna Gain (dBi) | Polarization (H/V) |
| Lowest | 3700 | -54.25 | -13 | -41.25 | -72.92 | -60.82 | 1.67 | 8.24 | H |
| | 5548 | -42.78 | -13 | -29.78 | -68.28 | -49.85 | 2.65 | 9.72 | H |
| | 7403 | -42.83 | -13 | -29.83 | -76.26 | -51.98 | 2.46 | 11.61 | H |
| | 9251 | -41.16 | -13 | -28.16 | -78.12 | -51.22 | 2.54 | 12.60 | H |
| | | | | | | | | | H |
| | | | | | | | | | H |
| | 3700 | -54.19 | -13 | -41.19 | -72.84 | -60.76 | 1.67 | 8.24 | V |
| | 5548 | -49.33 | -13 | -36.33 | -74.82 | -56.4 | 2.65 | 9.72 | V |
| | 7403 | -47.70 | -13 | -34.70 | -81.12 | -56.85 | 2.46 | 11.61 | V |
| | 9251 | -43.41 | -13 | -30.41 | -80.39 | -53.47 | 2.54 | 12.60 | V |
| | | | | | | | | | V |
| | | | | | | | | | V |
| Middle | 3763 | -52.32 | -13 | -39.32 | -71.06 | -58.95 | 1.69 | 8.32 | H |
| | 5639 | -43.45 | -13 | -30.45 | -69.26 | -50.5 | 2.71 | 9.76 | H |
| | 7522 | -42.58 | -13 | -29.58 | -76.31 | -51.97 | 2.42 | 11.81 | H |
| | 9398 | -44.23 | -13 | -31.23 | -81.95 | -54.2 | 2.57 | 12.54 | H |
| | | | | | | | | | H |
| | | | | | | | | | H |
| | 3763 | -55.38 | -13 | -42.38 | -74.12 | -62.01 | 1.69 | 8.32 | V |
| | 5639 | -48.30 | -13 | -35.30 | -74.1 | -55.35 | 2.71 | 9.76 | V |
| | 7522 | -46.40 | -13 | -33.40 | -80.11 | -55.79 | 2.42 | 11.81 | V |
| | 9398 | -45.48 | -13 | -32.48 | -83.18 | -55.45 | 2.57 | 12.54 | V |
| | | | | | | | | | V |
| | | | | | | | | | V |

| | | | | | | | | | |
|---|---|---|---|---|---|---|---|---|---|
| Highest | 3819 | -48.49 | -13 | -35.49 | -67.32 | -55.17 | 1.70 | 8.38 | H |
| | 5730 | -43.99 | -13 | -30.99 | -70.14 | -51.02 | 2.76 | 9.79 | H |
| | 7634 | -41.73 | -13 | -28.73 | -75.64 | -51.22 | 2.39 | 11.88 | H |
| | 9545 | -44.22 | -13 | -31.22 | -82.54 | -54.09 | 2.60 | 12.47 | H |
| | | | | | | | | | H |
| | | | | | | | | | H |
| | | | | | | | | | H |
| | 3819 | -53.47 | -13 | -40.47 | -72.29 | -60.15 | 1.70 | 8.38 | V |
| | 5730 | -46.90 | -13 | -33.90 | -73.03 | -53.93 | 2.76 | 9.79 | V |
| | 7634 | -46.26 | -13 | -33.26 | -80.14 | -55.75 | 2.39 | 11.88 | V |
| | 9545 | -45.24 | -13 | -32.24 | -83.56 | -55.11 | 2.60 | 12.47 | V |
| | | | | | | | | | V |
| | | | | | | | | | V |
| | | | | | | | | | V |

Remark: Spurious emissions within 30-1000MHz were found more than 20dB below limit line.

| LTE Band 2 / 3MHz / QPSK | | | | | | | | | |
|---|---|---|---|---|---|---|---|---|---|
| Channel | Frequency ( MHz ) | EIRP ( dBm ) | Limit ( dBm ) | Over Limit ( dB ) | SPA Reading (dBm) | S.G. Power ( dBm ) | TX Cable loss ( dB ) | TX Antenna Gain (dBi) | Polarization (H/V) |
| Lowest | 3700 | -54.32 | -13 | -41.32 | -72.97 | -60.89 | 1.67 | 8.24 | H |
| | 5548 | -43.95 | -13 | -30.95 | -69.47 | -51.02 | 2.65 | 9.72 | H |
| | 7403 | -42.73 | -13 | -29.73 | -76.15 | -51.88 | 2.46 | 11.61 | H |
| | 9251 | -41.08 | -13 | -28.08 | -78.05 | -51.14 | 2.54 | 12.60 | H |
| | | | | | | | | | H |
| | | | | | | | | | H |
| | | | | | | | | | H |
| | 3700 | -55.63 | -13 | -42.63 | -74.27 | -62.2 | 1.67 | 8.24 | V |
| | 5548 | -50.67 | -13 | -37.67 | -76.17 | -57.74 | 2.65 | 9.72 | V |
| | 7403 | -48.54 | -13 | -35.54 | -81.98 | -57.69 | 2.46 | 11.61 | V |
| | 9251 | -44.54 | -13 | -31.54 | -81.5 | -54.6 | 2.54 | 12.60 | V |
| | | | | | | | | | V |
| | | | | | | | | | V |
| | | | | | | | | | V |
| Middle | 3756 | -53.58 | -13 | -40.58 | -72.29 | -60.2 | 1.68 | 8.31 | H |
| | 5639 | -43.87 | -13 | -30.87 | -69.68 | -50.92 | 2.71 | 9.76 | H |
| | 7515 | -42.26 | -13 | -29.26 | -75.96 | -51.64 | 2.42 | 11.81 | H |
| | 9391 | -43.92 | -13 | -30.92 | -81.63 | -53.9 | 2.57 | 12.54 | H |
| | | | | | | | | | H |
| | | | | | | | | | H |
| | | | | | | | | | H |
| | 3756 | -55.97 | -13 | -42.97 | -74.71 | -62.59 | 1.68 | 8.31 | V |
| | 5639 | -47.90 | -13 | -34.90 | -73.7 | -54.95 | 2.71 | 9.76 | V |
| | 7515 | -47.85 | -13 | -34.85 | -81.54 | -57.23 | 2.42 | 11.81 | V |
| | 9391 | -45.12 | -13 | -32.12 | -82.83 | -55.1 | 2.57 | 12.54 | V |
| | | | | | | | | | V |
| | | | | | | | | | V |
| | | | | | | | | | V |

| | | | | | | | | | |
|---|---|---|---|---|---|---|---|---|---|
| Highest | 3812 | -48.46 | -13 | -35.46 | -67.25 | -55.13 | 1.70 | 8.37 | H |
| | 5723 | -44.64 | -13 | -31.64 | -70.79 | -51.68 | 2.75 | 9.79 | H |
| | 7627 | -42.55 | -13 | -29.55 | -76.45 | -52.04 | 2.39 | 11.88 | H |
| | 9538 | -44.52 | -13 | -31.52 | -82.8 | -54.4 | 2.60 | 12.48 | H |
| | | | | | | | | | H |
| | | | | | | | | | H |
| | | | | | | | | | H |
| | 3812 | -52.83 | -13 | -39.83 | -71.62 | -59.5 | 1.70 | 8.37 | V |
| | 5723 | -47.85 | -13 | -34.85 | -73.98 | -54.89 | 2.75 | 9.79 | V |
| | 7627 | -47.56 | -13 | -34.56 | -81.45 | -57.05 | 2.39 | 11.88 | V |
| | 9538 | -45.54 | -13 | -32.54 | -83.83 | -55.42 | 2.60 | 12.48 | V |
| | | | | | | | | | V |
| | | | | | | | | | V |
| | | | | | | | | | V |

Remark: Spurious emissions within 30-1000MHz were found more than 20dB below limit line.

| LTE Band 2 / 5MHz / QPSK | | | | | | | | | |
|---|---|---|---|---|---|---|---|---|---|
| Channel | Frequency ( MHz ) | EIRP ( dBm ) | Limit ( dBm ) | Over Limit ( dB ) | SPA Reading (dBm) | S.G. Power ( dBm ) | TX Cable loss ( dB ) | TX Antenna Gain (dBi) | Polarization (H/V) |
| Lowest | 3700 | -53.75 | -13 | -40.75 | -72.37 | -60.32 | 1.67 | 8.24 | H |
| | 5548 | -45.13 | -13 | -32.13 | -70.61 | -52.2 | 2.65 | 9.72 | H |
| | 7403 | -42.54 | -13 | -29.54 | -75.96 | -51.69 | 2.46 | 11.61 | H |
| | 9251 | -40.80 | -13 | -27.80 | -77.76 | -50.86 | 2.54 | 12.60 | H |
| | | | | | | | | | H |
| | | | | | | | | | H |
| | | | | | | | | | H |
| | 3700 | -54.56 | -13 | -41.56 | -73.21 | -61.13 | 1.67 | 8.24 | V |
| | 5548 | -50.13 | -13 | -37.13 | -75.61 | -57.2 | 2.65 | 9.72 | V |
| | 7403 | -48.00 | -13 | -35.00 | -81.4 | -57.15 | 2.46 | 11.61 | V |
| | 9251 | -43.21 | -13 | -30.21 | -80.16 | -53.27 | 2.54 | 12.60 | V |
| | | | | | | | | | V |
| | | | | | | | | | V |
| | | | | | | | | | V |
| Middle | 3756 | -53.78 | -13 | -40.78 | -72.51 | -60.4 | 1.68 | 8.31 | H |
| | 5632 | -43.50 | -13 | -30.50 | -69.23 | -50.55 | 2.70 | 9.75 | H |
| | 7515 | -43.92 | -13 | -30.92 | -77.6 | -53.3 | 2.42 | 11.81 | H |
| | 9391 | -44.52 | -13 | -31.52 | -81.23 | -54.5 | 2.57 | 12.54 | H |
| | | | | | | | | | H |
| | | | | | | | | | H |
| | | | | | | | | | H |
| | 3756 | -54.68 | -13 | -41.68 | -73.41 | -61.3 | 1.68 | 8.31 | V |
| | 5632 | -49.11 | -13 | -36.11 | -74.85 | -56.16 | 2.70 | 9.75 | V |
| | 7515 | -47.36 | -13 | -34.36 | -81.06 | -56.74 | 2.42 | 11.81 | V |
| | 9391 | -45.52 | -13 | -32.52 | -83.22 | -55.5 | 2.57 | 12.54 | V |
| | | | | | | | | | V |
| | | | | | | | | | V |
| | | | | | | | | | V |

| | | | | | | | | | |
|---|---|---|---|---|---|---|---|---|---|
| Highest | 3812 | -50.43 | -13 | -37.43 | -69.23 | -57.1 | 1.70 | 8.37 | H |
| | 5716 | -42.96 | -13 | -29.96 | -69.03 | -50 | 2.75 | 9.79 | H |
| | 7620 | -44.22 | -13 | -31.22 | -78.07 | -53.7 | 2.39 | 11.87 | H |
| | 9531 | -45.46 | -13 | -32.46 | -83.74 | -55.35 | 2.60 | 12.48 | H |
| | | | | | | | | | H |
| | | | | | | | | | H |
| | | | | | | | | | H |
| | 3812 | -54.29 | -13 | -41.29 | -73.1 | -60.96 | 1.70 | 8.37 | V |
| | 5716 | -46.37 | -13 | -33.37 | -72.45 | -53.41 | 2.75 | 9.79 | V |
| | 7620 | -48.44 | -13 | -35.44 | -82.28 | -57.92 | 2.39 | 11.87 | V |
| | 9531 | -45.56 | -13 | -32.56 | -83.87 | -55.45 | 2.60 | 12.48 | V |
| | | | | | | | | | V |
| | | | | | | | | | V |
| | | | | | | | | | V |

Remark: Spurious emissions within 30-1000MHz were found more than 20dB below limit line.

| LTE Band 2 / 10MHz / QPSK | | | | | | | | | |
|---|---|---|---|---|---|---|---|---|---|
| Channel | Frequency ( MHz ) | EIRP ( dBm ) | Limit ( dBm ) | Over Limit ( dB ) | SPA Reading (dBm) | S.G. Power ( dBm ) | TX Cable loss ( dB ) | TX Antenna Gain (dBi) | Polarization (H/V) |
| Lowest | 3700 | -53.98 | -13 | -40.98 | -72.63 | -60.55 | 1.67 | 8.24 | H |
| | 5555 | -42.84 | -13 | -29.84 | -68.34 | -49.91 | 2.66 | 9.72 | H |
| | 7403 | -42.68 | -13 | -29.68 | -76.1 | -51.83 | 2.46 | 11.61 | H |
| | 9251 | -40.26 | -13 | -27.26 | -77.21 | -50.32 | 2.54 | 12.60 | H |
| | | | | | | | | | H |
| | | | | | | | | | H |
| | | | | | | | | | H |
| | 3700 | -54.26 | -13 | -41.26 | -72.9 | -60.83 | 1.67 | 8.24 | V |
| | 5555 | -49.20 | -13 | -36.20 | -74.71 | -56.27 | 2.66 | 9.72 | V |
| | 7403 | -47.14 | -13 | -34.14 | -80.55 | -56.29 | 2.46 | 11.61 | V |
| | 9251 | -42.74 | -13 | -29.74 | -79.69 | -52.8 | 2.54 | 12.60 | V |
| | | | | | | | | | V |
| | | | | | | | | | V |
| | | | | | | | | | V |
| Middle | 3749 | -54.84 | -13 | -41.84 | -72.56 | -61.46 | 1.68 | 8.30 | H |
| | 5625 | -41.95 | -13 | -28.95 | -67.71 | -49 | 2.70 | 9.75 | H |
| | 7501 | -42.77 | -13 | -29.77 | -76.43 | -52.14 | 2.43 | 11.80 | H |
| | 9377 | -41.97 | -13 | -28.97 | -79.59 | -51.96 | 2.56 | 12.55 | H |
| | | | | | | | | | H |
| | | | | | | | | | H |
| | | | | | | | | | H |
| | 3749 | -55.08 | -13 | -42.08 | -73.81 | -61.7 | 1.68 | 8.30 | V |
| | 5625 | -47.17 | -13 | -34.17 | -72.95 | -54.22 | 2.70 | 9.75 | V |
| | 7501 | -47.76 | -13 | -34.76 | -81.43 | -57.13 | 2.43 | 11.80 | V |
| | 9377 | -44.43 | -13 | -31.43 | -82.05 | -54.42 | 2.56 | 12.55 | V |
| | | | | | | | | | V |
| | | | | | | | | | V |
| | | | | | | | | | V |

| | | | | | | | | | |
|---|---|---|---|---|---|---|---|---|---|
| Highest | 3805 | -52.97 | -13 | -39.97 | -71.78 | -59.64 | 1.70 | 8.37 | H |
| | 5702 | -41.51 | -13 | -28.51 | -67.59 | -48.55 | 2.74 | 9.78 | H |
| | 7606 | -42.33 | -13 | -29.33 | -76.18 | -51.8 | 2.40 | 11.86 | H |
| | 9503 | -44.52 | -13 | -31.52 | -82.73 | -54.43 | 2.59 | 12.50 | H |
| | | | | | | | | | H |
| | | | | | | | | | H |
| | | | | | | | | | H |
| | 3805 | -53.68 | -13 | -40.68 | -72.47 | -60.35 | 1.70 | 8.37 | V |
| | 5702 | -45.96 | -13 | -32.96 | -72.06 | -53 | 2.74 | 9.78 | V |
| | 7606 | -47.23 | -13 | -34.23 | -81.07 | -56.7 | 2.40 | 11.86 | V |
| | 9503 | -45.23 | -13 | -32.23 | -83.45 | -55.14 | 2.59 | 12.50 | V |
| | | | | | | | | | V |
| | | | | | | | | | V |
| | | | | | | | | | V |

Remark: Spurious emissions within 30-1000MHz were found more than 20dB below limit line.

| LTE Band 2 / 15MHz / QPSK | | | | | | | | | |
|---|---|---|---|---|---|---|---|---|---|
| Channel | Frequency ( MHz ) | EIRP ( dBm ) | Limit ( dBm ) | Over Limit ( dB ) | SPA Reading (dBm) | S.G. Power ( dBm ) | TX Cable loss ( dB ) | TX Antenna Gain (dBi) | Polarization (H/V) |
| Lowest | 3700 | -53.34 | -13 | -40.34 | -71.99 | -59.91 | 1.67 | 8.24 | H |
| | 5555 | -43.02 | -13 | -30.02 | -68.56 | -50.09 | 2.66 | 9.72 | H |
| | 7403 | -43.00 | -13 | -30.00 | -76.4 | -52.15 | 2.46 | 11.61 | H |
| | 9258 | -40.44 | -13 | -27.44 | -77.47 | -50.5 | 2.54 | 12.60 | H |
| | | | | | | | | | H |
| | | | | | | | | | H |
| | | | | | | | | | H |
| | 3700 | -54.56 | -13 | -41.56 | -73.21 | -61.13 | 1.67 | 8.24 | V |
| | 5555 | -49.28 | -13 | -36.28 | -74.79 | -56.35 | 2.66 | 9.72 | V |
| | 7403 | -47.17 | -13 | -34.17 | -80.59 | -56.32 | 2.46 | 11.61 | V |
| | 9258 | -44.03 | -13 | -31.03 | -81.08 | -54.09 | 2.54 | 12.60 | V |
| | | | | | | | | | V |
| | | | | | | | | | V |
| | | | | | | | | | V |
| Middle | 3749 | -53.50 | -13 | -40.50 | -72.22 | -60.12 | 1.68 | 8.30 | H |
| | 5618 | -42.21 | -13 | -29.21 | -67.94 | -49.26 | 2.69 | 9.75 | H |
| | 7494 | -41.12 | -13 | -28.12 | -74.8 | -50.48 | 2.43 | 11.79 | H |
| | 9370 | -43.13 | -13 | -30.13 | -80.66 | -53.12 | 2.56 | 12.55 | H |
| | | | | | | | | | H |
| | | | | | | | | | H |
| | | | | | | | | | H |
| | 3749 | -54.94 | -13 | -41.94 | -73.7 | -61.56 | 1.68 | 8.30 | V |
| | 5618 | -47.74 | -13 | -34.74 | -73.51 | -54.79 | 2.69 | 9.75 | V |
| | 7494 | -47.34 | -13 | -34.34 | -80.99 | -56.7 | 2.43 | 11.79 | V |
| | 9370 | -43.61 | -13 | -30.61 | -81.13 | -53.6 | 2.56 | 12.55 | V |
| | | | | | | | | | V |
| | | | | | | | | | V |
| | | | | | | | | | V |

| | | | | | | | | | |
|---|---|---|---|---|---|---|---|---|---|
| Highest | 3791 | -53.50 | -13 | -40.50 | -72.27 | -60.15 | 1.70 | 8.35 | H |
| | 5688 | -42.61 | -13 | -29.61 | -68.62 | -49.65 | 2.73 | 9.78 | H |
| | 7585 | -42.37 | -13 | -29.37 | -76.17 | -51.82 | 2.40 | 11.85 | H |
| | 9482 | -43.91 | -13 | -30.91 | -82.04 | -53.83 | 2.59 | 12.51 | H |
| | | | | | | | | | H |
| | | | | | | | | | H |
| | | | | | | | | | H |
| | 3791 | -54.36 | -13 | -41.36 | -73.15 | -61.01 | 1.70 | 8.35 | V |
| | 5688 | -47.15 | -13 | -34.15 | -73.17 | -54.19 | 2.73 | 9.78 | V |
| | 7585 | -46.14 | -13 | -33.14 | -79.92 | -55.59 | 2.40 | 11.85 | V |
| | 9482 | -45.38 | -13 | -32.38 | -83.5 | -55.3 | 2.59 | 12.51 | V |
| | | | | | | | | | V |
| | | | | | | | | | V |
| | | | | | | | | | V |

Remark: Spurious emissions within 30-1000MHz were found more than 20dB below limit line.

| LTE Band 2 / 20MHz / QPSK | | | | | | | | | |
|---|---|---|---|---|---|---|---|---|---|
| Channel | Frequency ( MHz ) | EIRP ( dBm ) | Limit ( dBm ) | Over Limit ( dB ) | SPA Reading (dBm) | S.G. Power ( dBm ) | TX Cable loss ( dB ) | TX Antenna Gain (dBi) | Polarization (H/V) |
| Lowest | 3721 | -55.17 | -13 | -42.17 | -73.84 | -61.76 | 1.67 | 8.27 | H |
| | 5583 | -44.47 | -13 | -31.47 | -70.11 | -51.53 | 2.67 | 9.73 | H |
| | 7438 | -43.87 | -13 | -30.87 | -77.37 | -53.1 | 2.45 | 11.68 | H |
| | 9300 | -43.48 | -13 | -30.48 | -80.67 | -53.51 | 2.55 | 12.58 | H |
| | | | | | | | | | H |
| | | | | | | | | | H |
| | | | | | | | | | H |
| | 3721 | -54.53 | -13 | -41.53 | -73.21 | -61.12 | 1.67 | 8.27 | V |
| | 5583 | -49.48 | -13 | -36.48 | -75.08 | -56.54 | 2.67 | 9.73 | V |
| | 7438 | -48.13 | -13 | -35.13 | -81.65 | -57.36 | 2.45 | 11.68 | V |
| | 9300 | -44.97 | -13 | -31.97 | -82.16 | -55 | 2.55 | 12.58 | V |
| | | | | | | | | | V |
| | | | | | | | | | V |
| | | | | | | | | | V |
| Middle | 3763 | -53.49 | -13 | -40.49 | -72.22 | -60.12 | 1.69 | 8.32 | H |
| | 5639 | -43.11 | -13 | -30.11 | -68.94 | -50.16 | 2.71 | 9.76 | H |
| | 7522 | -43.86 | -13 | -30.86 | -77.57 | -53.25 | 2.42 | 11.81 | H |
| | 9398 | -43.03 | -13 | -30.03 | -80.78 | -53 | 2.57 | 12.54 | H |
| | | | | | | | | | H |
| | | | | | | | | | H |
| | | | | | | | | | H |
| | 3763 | -53.77 | -13 | -40.77 | -72.51 | -60.4 | 1.69 | 8.32 | V |
| | 5639 | -47.79 | -13 | -34.79 | -73.62 | -54.84 | 2.71 | 9.76 | V |
| | 7522 | -47.23 | -13 | -34.23 | -80.95 | -56.62 | 2.42 | 11.81 | V |
| | 9398 | -44.96 | -13 | -31.96 | -82.68 | -54.93 | 2.57 | 12.54 | V |
| | | | | | | | | | V |
| | | | | | | | | | V |
| | | | | | | | | | V |

| | | | | | | | | | |
|---|---|---|---|---|---|---|---|---|---|
| Highest | 3798 | -51.74 | -13 | -38.74 | -70.53 | -58.4 | 1.70 | 8.36 | H |
| | 5702 | -42.55 | -13 | -29.55 | -68.62 | -49.59 | 2.74 | 9.78 | H |
| | 7599 | -42.07 | -13 | -29.07 | -75.89 | -51.53 | 2.40 | 11.86 | H |
| | 9496 | -45.50 | -13 | -32.50 | -83.72 | -55.41 | 2.59 | 12.50 | H |
| | | | | | | | | | H |
| | | | | | | | | | H |
| | | | | | | | | | H |
| | 3798 | -52.59 | -13 | -39.59 | -71.39 | -59.25 | 1.70 | 8.36 | V |
| | 5702 | -46.46 | -13 | -33.46 | -72.55 | -53.5 | 2.74 | 9.78 | V |
| | 7599 | -46.81 | -13 | -33.81 | -80.64 | -56.27 | 2.40 | 11.86 | V |
| | 9496 | -45.61 | -13 | -32.61 | -83.81 | -55.52 | 2.59 | 12.50 | V |
| | | | | | | | | | V |
| | | | | | | | | | V |
| | | | | | | | | | V |

Remark: Spurious emissions within 30-1000MHz were found more than 20dB below limit line.

# LTE Band 25

| LTE Band 25 / 1.4MHz / QPSK | | | | | | | | | |
|---|---|---|---|---|---|---|---|---|---|
| Channel | Frequency ( MHz ) | EIRP ( dBm ) | Limit ( dBm ) | Over Limit ( dB ) | SPA Reading (dBm) | S.G. Power ( dBm ) | TX Cable loss ( dB ) | TX Antenna Gain (dBi) | Polarization (H/V) |
| Lowest | 3700 | -54.89 | -13 | -41.89 | -73.42 | -61.46 | 1.67 | 8.24 | H |
| | 5548 | -43.01 | -13 | -30.01 | -68.52 | -50.08 | 2.65 | 9.72 | H |
| | 7403 | -42.75 | -13 | -29.75 | -76.14 | -51.9 | 2.46 | 11.61 | H |
| | 9251 | -38.15 | -13 | -25.15 | -75.1 | -48.21 | 2.54 | 12.60 | H |
| | | | | | | | | | H |
| | | | | | | | | | H |
| | | | | | | | | | H |
| | 3700 | -54.95 | -13 | -41.95 | -73.59 | -61.52 | 1.67 | 8.24 | V |
| | 5548 | -48.29 | -13 | -35.29 | -73.78 | -55.36 | 2.65 | 9.72 | V |
| | 7403 | -46.82 | -13 | -33.82 | -80.23 | -55.97 | 2.46 | 11.61 | V |
| | 9251 | -42.17 | -13 | -29.17 | -79.11 | -52.23 | 2.54 | 12.60 | V |
| | | | | | | | | | V |
| | | | | | | | | | V |
| | | | | | | | | | V |
| Middle | 3763 | -54.47 | -13 | -41.47 | -73.21 | -61.1 | 1.69 | 8.32 | H |
| | 5639 | -41.68 | -13 | -28.68 | -67.52 | -48.73 | 2.71 | 9.76 | H |
| | 7522 | -41.83 | -13 | -28.83 | -75.54 | -51.22 | 2.42 | 11.81 | H |
| | 9398 | -41.06 | -13 | -28.06 | -78.79 | -51.03 | 2.57 | 12.54 | H |
| | | | | | | | | | H |
| | | | | | | | | | H |
| | | | | | | | | | H |
| | 3763 | -55.17 | -13 | -42.17 | -73.9 | -61.8 | 1.69 | 8.32 | V |
| | 5639 | -48.01 | -13 | -35.01 | -73.8 | -55.06 | 2.71 | 9.76 | V |
| | 7522 | -46.84 | -13 | -33.84 | -80.55 | -56.23 | 2.42 | 11.81 | V |
| | 9398 | -42.63 | -13 | -29.63 | -80.33 | -52.6 | 2.57 | 12.54 | V |
| | | | | | | | | | V |
| | | | | | | | | | V |
| | | | | | | | | | V |

| | | | | | | | | | |
|---|---|---|---|---|---|---|---|---|---|
| Highest | 3826 | -49.79 | -13 | -36.79 | -68.6 | -56.47 | 1.71 | 8.39 | H |
| | 5744 | -40.31 | -13 | -27.31 | -66.52 | -47.34 | 2.77 | 9.80 | H |
| | 7655 | -38.90 | -13 | -25.90 | -72.82 | -48.41 | 2.38 | 11.89 | H |
| | 9573 | -42.66 | -13 | -29.66 | -81.03 | -52.51 | 2.61 | 12.46 | H |
| | | | | | | | | | H |
| | | | | | | | | | H |
| | | | | | | | | | H |
| | 3826 | -52.58 | -13 | -39.58 | -71.41 | -59.26 | 1.71 | 8.39 | V |
| | 5744 | -44.80 | -13 | -31.80 | -71.01 | -51.83 | 2.77 | 9.80 | V |
| | 7655 | -43.13 | -13 | -30.13 | -77.05 | -52.64 | 2.38 | 11.89 | V |
| | 9573 | -43.61 | -13 | -30.61 | -81.98 | -53.46 | 2.61 | 12.46 | V |
| | | | | | | | | | V |
| | | | | | | | | | V |
| | | | | | | | | | V |

Remark: Spurious emissions within 30-1000MHz were found more than 20dB below limit line.

| LTE Band 25 / 3MHz / QPSK | | | | | | | | | |
|---|---|---|---|---|---|---|---|---|---|
| Channel | Frequency ( MHz ) | EIRP ( dBm ) | Limit ( dBm ) | Over Limit ( dB ) | SPA Reading (dBm) | S.G. Power ( dBm ) | TX Cable loss ( dB ) | TX Antenna Gain (dBi) | Polarization (H/V) |
| Lowest | 3700 | -54.98 | -13 | -41.98 | -73.62 | -61.55 | 1.67 | 8.24 | H |
| | 5548 | -41.90 | -13 | -28.90 | -67.39 | -48.97 | 2.65 | 9.72 | H |
| | 7403 | -42.01 | -13 | -29.01 | -75.4 | -51.16 | 2.46 | 11.61 | H |
| | 9251 | -36.79 | -13 | -23.79 | -73.76 | -46.85 | 2.54 | 12.60 | H |
| | | | | | | | | | H |
| | | | | | | | | | H |
| | | | | | | | | | H |
| | 3700 | -54.63 | -13 | -41.63 | -73.28 | -61.2 | 1.67 | 8.24 | V |
| | 5548 | -49.61 | -13 | -36.61 | -75.1 | -56.68 | 2.65 | 9.72 | V |
| | 7403 | -47.30 | -13 | -34.30 | -80.7 | -56.45 | 2.46 | 11.61 | V |
| | 9251 | -41.01 | -13 | -28.01 | -77.95 | -51.07 | 2.54 | 12.60 | V |
| | | | | | | | | | V |
| | | | | | | | | | V |
| | | | | | | | | | V |
| Middle | 3756 | -53.29 | -13 | -40.29 | -72.02 | -59.91 | 1.68 | 8.31 | H |
| | 5639 | -41.49 | -13 | -28.49 | -67.28 | -48.54 | 2.71 | 9.76 | H |
| | 7515 | -41.02 | -13 | -28.02 | -74.71 | -50.4 | 2.42 | 11.81 | H |
| | 9391 | -40.44 | -13 | -27.44 | -78.13 | -50.42 | 2.57 | 12.54 | H |
| | | | | | | | | | H |
| | | | | | | | | | H |
| | | | | | | | | | H |
| | 3756 | -54.43 | -13 | -41.43 | -73.17 | -61.05 | 1.68 | 8.31 | V |
| | 5639 | -49.10 | -13 | -36.10 | -74.9 | -56.15 | 2.71 | 9.76 | V |
| | 7515 | -45.73 | -13 | -32.73 | -79.42 | -55.11 | 2.42 | 11.81 | V |
| | 9391 | -42.58 | -13 | -29.58 | -80.29 | -52.56 | 2.57 | 12.54 | V |
| | | | | | | | | | V |
| | | | | | | | | | V |
| | | | | | | | | | V |

| | | | | | | | | | |
|---|---|---|---|---|---|---|---|---|---|
| Highest | 3826 | -50.35 | -13 | -37.35 | -69.2 | -57.03 | 1.71 | 8.39 | H |
| | 5737 | -43.32 | -13 | -30.32 | -69.51 | -50.35 | 2.76 | 9.79 | H |
| | 7648 | -39.15 | -13 | -26.15 | -73.07 | -48.66 | 2.38 | 11.89 | H |
| | 9559 | -43.09 | -13 | -30.09 | -81.42 | -52.95 | 2.60 | 12.46 | H |
| | | | | | | | | | H |
| | | | | | | | | | H |
| | | | | | | | | | H |
| | 3826 | -53.34 | -13 | -40.34 | -72.16 | -60.02 | 1.71 | 8.39 | V |
| | 5737 | -47.66 | -13 | -34.66 | -73.88 | -54.69 | 2.76 | 9.79 | V |
| | 7648 | -44.09 | -13 | -31.09 | -77.99 | -53.6 | 2.38 | 11.89 | V |
| | 9559 | -44.60 | -13 | -31.60 | -82.92 | -54.46 | 2.60 | 12.46 | V |
| | | | | | | | | | V |
| | | | | | | | | | V |
| | | | | | | | | | V |

Remark: Spurious emissions within 30-1000MHz were found more than 20dB below limit line.

| LTE Band 25 / 5MHz / QPSK | | | | | | | | | |
|---|---|---|---|---|---|---|---|---|---|
| Channel | Frequency ( MHz ) | EIRP ( dBm ) | Limit ( dBm ) | Over Limit ( dB ) | SPA Reading (dBm) | S.G. Power ( dBm ) | TX Cable loss ( dB ) | TX Antenna Gain (dBi) | Polarization (H/V) |
| Lowest | 3700 | -53.74 | -13 | -40.74 | -72.39 | -60.31 | 1.67 | 8.24 | H |
| | 5555 | -43.08 | -13 | -30.08 | -68.6 | -50.15 | 2.66 | 9.72 | H |
| | 7403 | -41.57 | -13 | -28.57 | -74.99 | -50.72 | 2.46 | 11.61 | H |
| | 9251 | -37.86 | -13 | -24.86 | -74.84 | -47.92 | 2.54 | 12.60 | H |
| | | | | | | | | | H |
| | | | | | | | | | H |
| | | | | | | | | | H |
| | 3700 | -53.58 | -13 | -40.58 | -72.23 | -60.15 | 1.67 | 8.24 | V |
| | 5555 | -50.53 | -13 | -37.53 | -76.02 | -57.6 | 2.66 | 9.72 | V |
| | 7403 | -46.66 | -13 | -33.66 | -80.05 | -55.81 | 2.46 | 11.61 | V |
| | 9251 | -40.39 | -13 | -27.39 | -77.36 | -50.45 | 2.54 | 12.60 | V |
| | | | | | | | | | V |
| | | | | | | | | | V |
| | | | | | | | | | V |
| Middle | 3756 | -53.08 | -13 | -40.08 | -71.8 | -59.7 | 1.68 | 8.31 | H |
| | 5632 | -44.88 | -13 | -31.88 | -70.65 | -51.93 | 2.70 | 9.75 | H |
| | 7515 | -41.62 | -13 | -28.62 | -75.34 | -51 | 2.42 | 11.81 | H |
| | 9391 | -40.86 | -13 | -27.86 | -78.55 | -50.84 | 2.57 | 12.54 | H |
| | | | | | | | | | H |
| | | | | | | | | | H |
| | | | | | | | | | H |
| | 3756 | -53.33 | -13 | -40.33 | -72.05 | -59.95 | 1.68 | 8.31 | V |
| | 5632 | -50.91 | -13 | -37.91 | -76.64 | -57.96 | 2.70 | 9.75 | V |
| | 7515 | -46.99 | -13 | -33.99 | -80.69 | -56.37 | 2.42 | 11.81 | V |
| | 9391 | -42.92 | -13 | -29.92 | -80.62 | -52.9 | 2.57 | 12.54 | V |
| | | | | | | | | | V |
| | | | | | | | | | V |
| | | | | | | | | | V |

| | | | | | | | | | |
|---|---|---|---|---|---|---|---|---|---|
| Highest | 3819 | -49.24 | -13 | -36.24 | -68.07 | -55.92 | 1.70 | 8.38 | H |
| | 5730 | -45.27 | -13 | -32.27 | -71.4 | -52.3 | 2.76 | 9.79 | H |
| | 7641 | -41.65 | -13 | -28.65 | -75.57 | -51.15 | 2.38 | 11.88 | H |
| | 9552 | -42.92 | -13 | -29.92 | -81.29 | -52.79 | 2.60 | 12.47 | H |
| | | | | | | | | | H |
| | | | | | | | | | H |
| | | | | | | | | | H |
| | 3819 | -51.76 | -13 | -38.76 | -70.6 | -58.44 | 1.70 | 8.38 | V |
| | 5730 | -49.53 | -13 | -36.53 | -75.68 | -56.56 | 2.76 | 9.79 | V |
| | 7641 | -45.00 | -13 | -32.00 | -78.91 | -54.5 | 2.38 | 11.88 | V |
| | 9552 | -44.38 | -13 | -31.38 | -82.7 | -54.25 | 2.60 | 12.47 | V |
| | | | | | | | | | V |
| | | | | | | | | | V |
| | | | | | | | | | V |

Remark: Spurious emissions within 30-1000MHz were found more than 20dB below limit line.

| LTE Band 25 / 10MHz / QPSK | | | | | | | | | |
|---|---|---|---|---|---|---|---|---|---|
| Channel | Frequency ( MHz ) | EIRP ( dBm ) | Limit ( dBm ) | Over Limit ( dB ) | SPA Reading (dBm) | S.G. Power ( dBm ) | TX Cable loss ( dB ) | TX Antenna Gain (dBi) | Polarization (H/V) |
| Lowest | 3700 | -53.09 | -13 | -40.09 | -71.74 | -59.66 | 1.67 | 8.24 | H |
| | 5555 | -39.93 | -13 | -26.93 | -65.41 | -47 | 2.66 | 9.72 | H |
| | 7403 | -42.14 | -13 | -29.14 | -75.58 | -51.29 | 2.46 | 11.61 | H |
| | 9251 | -38.42 | -13 | -25.42 | -75.4 | -48.48 | 2.54 | 12.60 | H |
| | | | | | | | | | H |
| | | | | | | | | | H |
| | | | | | | | | | H |
| | 3700 | -50.67 | -13 | -37.67 | -69.32 | -57.24 | 1.67 | 8.24 | V |
| | 5555 | -47.79 | -13 | -34.79 | -73.28 | -54.86 | 2.66 | 9.72 | V |
| | 7403 | -47.98 | -13 | -34.98 | -81.38 | -57.13 | 2.46 | 11.61 | V |
| | 9251 | -43.02 | -13 | -30.02 | -80.01 | -53.08 | 2.54 | 12.60 | V |
| | | | | | | | | | V |
| | | | | | | | | | V |
| | | | | | | | | | V |
| Middle | 3749 | -51.58 | -13 | -38.58 | -70.29 | -58.2 | 1.68 | 8.30 | H |
| | 5625 | -41.52 | -13 | -28.52 | -67.27 | -48.57 | 2.70 | 9.75 | H |
| | 7501 | -42.26 | -13 | -29.26 | -75.92 | -51.63 | 2.43 | 11.80 | H |
| | 9377 | -41.01 | -13 | -28.01 | -78.65 | -51 | 2.56 | 12.55 | H |
| | | | | | | | | | H |
| | | | | | | | | | H |
| | | | | | | | | | H |
| | 3749 | -51.34 | -13 | -38.34 | -70.08 | -57.96 | 1.68 | 8.30 | V |
| | 5625 | -48.57 | -13 | -35.57 | -74.31 | -55.62 | 2.70 | 9.75 | V |
| | 7501 | -47.01 | -13 | -34.01 | -80.67 | -56.38 | 2.43 | 11.80 | V |
| | 9377 | -44.38 | -13 | -31.38 | -81.99 | -54.37 | 2.56 | 12.55 | V |
| | | | | | | | | | V |
| | | | | | | | | | V |
| | | | | | | | | | V |

| | | | | | | | | | |
|---|---|---|---|---|---|---|---|---|---|
| Highest | 3812 | -45.35 | -13 | -32.35 | -64.14 | -52.02 | 1.70 | 8.37 | H |
| | 5716 | -43.39 | -13 | -30.39 | -69.46 | -50.43 | 2.75 | 9.79 | H |
| | 7620 | -42.88 | -13 | -29.88 | -76.74 | -52.36 | 2.39 | 11.87 | H |
| | 9531 | -43.61 | -13 | -30.61 | -81.91 | -53.5 | 2.60 | 12.48 | H |
| | | | | | | | | | H |
| | | | | | | | | | H |
| | | | | | | | | | H |
| | 3812 | -47.19 | -13 | -34.19 | -65.99 | -53.86 | 1.70 | 8.37 | V |
| | 5716 | -48.55 | -13 | -35.55 | -74.63 | -55.59 | 2.75 | 9.79 | V |
| | 7620 | -46.55 | -13 | -33.55 | -80.42 | -56.03 | 2.39 | 11.87 | V |
| | 9531 | -45.36 | -13 | -32.36 | -83.64 | -55.25 | 2.60 | 12.48 | V |
| | | | | | | | | | V |
| | | | | | | | | | V |
| | | | | | | | | | V |

Remark: Spurious emissions within 30-1000MHz were found more than 20dB below limit line.

| LTE Band 25 / 15MHz / QPSK | | | | | | | | | |
|---|---|---|---|---|---|---|---|---|---|
| Channel | Frequency ( MHz ) | EIRP ( dBm ) | Limit ( dBm ) | Over Limit ( dB ) | SPA Reading (dBm) | S.G. Power ( dBm ) | TX Cable loss ( dB ) | TX Antenna Gain (dBi) | Polarization (H/V) |
| Lowest | 3700 | -52.65 | -13 | -39.65 | -71.19 | -59.22 | 1.67 | 8.24 | H |
| | 5555 | -43.74 | -13 | -30.74 | -69.25 | -50.81 | 2.66 | 9.72 | H |
| | 7403 | -42.47 | -13 | -29.47 | -75.89 | -51.62 | 2.46 | 11.61 | H |
| | 9258 | -36.95 | -13 | -23.95 | -74 | -47.01 | 2.54 | 12.60 | H |
| | | | | | | | | | H |
| | | | | | | | | | H |
| | | | | | | | | | H |
| | 3700 | -50.56 | -13 | -37.56 | -69.2 | -57.13 | 1.67 | 8.24 | V |
| | 5555 | -48.77 | -13 | -35.77 | -74.28 | -55.84 | 2.66 | 9.72 | V |
| | 7403 | -46.95 | -13 | -33.95 | -80.37 | -56.1 | 2.46 | 11.61 | V |
| | 9258 | -41.53 | -13 | -28.53 | -78.59 | -51.59 | 2.54 | 12.60 | V |
| | | | | | | | | | V |
| | | | | | | | | | V |
| | | | | | | | | | V |
| Middle | 3749 | -51.53 | -13 | -38.53 | -70.25 | -58.15 | 1.68 | 8.30 | H |
| | 5618 | -40.88 | -13 | -27.88 | -66.64 | -47.93 | 2.69 | 9.75 | H |
| | 7494 | -41.09 | -13 | -28.09 | -74.75 | -50.45 | 2.43 | 11.79 | H |
| | 9370 | -38.84 | -13 | -25.84 | -76.36 | -48.83 | 2.56 | 12.55 | H |
| | | | | | | | | | H |
| | | | | | | | | | H |
| | | | | | | | | | H |
| | 3749 | -51.70 | -13 | -38.70 | -70.42 | -58.32 | 1.68 | 8.30 | V |
| | 5618 | -47.85 | -13 | -34.85 | -73.6 | -54.9 | 2.69 | 9.75 | V |
| | 7494 | -46.50 | -13 | -33.50 | -80.18 | -55.86 | 2.43 | 11.79 | V |
| | 9370 | -43.67 | -13 | -30.67 | -81.19 | -53.66 | 2.56 | 12.55 | V |
| | | | | | | | | | V |
| | | | | | | | | | V |
| | | | | | | | | | V |

| | | | | | | | | | |
|---|---|---|---|---|---|---|---|---|---|
| Highest | 3805 | -47.79 | -13 | -34.79 | -66.59 | -54.46 | 1.70 | 8.37 | H |
| | 5702 | -42.96 | -13 | -29.96 | -69.02 | -50 | 2.74 | 9.78 | H |
| | 7606 | -40.95 | -13 | -27.95 | -74.8 | -50.42 | 2.40 | 11.86 | H |
| | 9503 | -43.40 | -13 | -30.40 | -81.6 | -53.31 | 2.59 | 12.50 | H |
| | | | | | | | | | H |
| | | | | | | | | | H |
| | | | | | | | | | H |
| | 3805 | -49.11 | -13 | -36.11 | -67.9 | -55.78 | 1.70 | 8.37 | V |
| | 5702 | -48.96 | -13 | -35.96 | -75.04 | -56 | 2.74 | 9.78 | V |
| | 7606 | -45.09 | -13 | -32.09 | -78.97 | -54.56 | 2.40 | 11.86 | V |
| | 9503 | -44.33 | -13 | -31.33 | -82.56 | -54.24 | 2.59 | 12.50 | V |
| | | | | | | | | | V |
| | | | | | | | | | V |
| | | | | | | | | | V |

Remark: Spurious emissions within 30-1000MHz were found more than 20dB below limit line.

| LTE Band 25 / 20MHz / QPSK | | | | | | | | | |
|---|---|---|---|---|---|---|---|---|---|
| Channel | Frequency ( MHz ) | EIRP ( dBm ) | Limit ( dBm ) | Over Limit ( dB ) | SPA Reading (dBm) | S.G. Power ( dBm ) | TX Cable loss ( dB ) | TX Antenna Gain (dBi) | Polarization (H/V) |
| Lowest | 3721 | -53.26 | -13 | -40.26 | -71.95 | -59.85 | 1.67 | 8.27 | H |
| | 5583 | -44.97 | -13 | -31.97 | -70.58 | -52.03 | 2.67 | 9.73 | H |
| | 7438 | -41.71 | -13 | -28.71 | -75.22 | -50.94 | 2.45 | 11.68 | H |
| | 9300 | -40.17 | -13 | -27.17 | -77.36 | -50.2 | 2.55 | 12.58 | H |
| | | | | | | | | | H |
| | | | | | | | | | H |
| | | | | | | | | | H |
| | 3721 | -53.31 | -13 | -40.31 | -71.99 | -59.9 | 1.67 | 8.27 | V |
| | 5583 | -48.74 | -13 | -35.74 | -74.34 | -55.8 | 2.67 | 9.73 | V |
| | 7438 | -46.77 | -13 | -33.77 | -80.26 | -56 | 2.45 | 11.68 | V |
| | 9300 | -42.03 | -13 | -29.03 | -79.28 | -52.06 | 2.55 | 12.58 | V |
| | | | | | | | | | V |
| | | | | | | | | | V |
| | | | | | | | | | V |
| Middle | 3763 | -50.30 | -13 | -37.30 | -69.05 | -56.93 | 1.69 | 8.32 | H |
| | 5639 | -43.91 | -13 | -30.91 | -69.7 | -50.96 | 2.71 | 9.76 | H |
| | 7522 | -42.15 | -13 | -29.15 | -75.88 | -51.54 | 2.42 | 11.81 | H |
| | 9398 | -41.31 | -13 | -28.31 | -79.01 | -51.28 | 2.57 | 12.54 | H |
| | | | | | | | | | H |
| | | | | | | | | | H |
| | | | | | | | | | H |
| | 3763 | -51.84 | -13 | -38.84 | -70.59 | -58.47 | 1.69 | 8.32 | V |
| | 5639 | -48.41 | -13 | -35.41 | -74.23 | -55.46 | 2.71 | 9.76 | V |
| | 7522 | -47.21 | -13 | -34.21 | -80.92 | -56.6 | 2.42 | 11.81 | V |
| | 9398 | -43.49 | -13 | -30.49 | -81.21 | -53.46 | 2.57 | 12.54 | V |
| | | | | | | | | | V |
| | | | | | | | | | V |
| | | | | | | | | | V |

| | | | | | | | | | |
|---|---|---|---|---|---|---|---|---|---|
| Highest | 3812 | -49.13 | -13 | -36.13 | -67.91 | -55.8 | 1.70 | 8.37 | H |
| | 5716 | -45.79 | -13 | -32.79 | -71.88 | -52.83 | 2.75 | 9.79 | H |
| | 7620 | -43.24 | -13 | -30.24 | -77.14 | -52.72 | 2.39 | 11.87 | H |
| | 9524 | -43.55 | -13 | -30.55 | -81.83 | -53.44 | 2.59 | 12.49 | H |
| | | | | | | | | | H |
| | | | | | | | | | H |
| | | | | | | | | | H |
| | 3812 | -51.36 | -13 | -38.36 | -70.16 | -58.03 | 1.70 | 8.37 | V |
| | 5716 | -49.76 | -13 | -36.76 | -75.84 | -56.8 | 2.75 | 9.79 | V |
| | 7620 | -45.65 | -13 | -32.65 | -79.5 | -55.13 | 2.39 | 11.87 | V |
| | 9524 | -44.57 | -13 | -31.57 | -82.82 | -54.46 | 2.59 | 12.49 | V |
| | | | | | | | | | V |
| | | | | | | | | | V |
| | | | | | | | | | V |

Remark: Spurious emissions within 30-1000MHz were found more than 20dB below limit line.

# LTE Band 4

| LTE Band 4 / 1.4MHz / QPSK | | | | | | | | | |
|---|---|---|---|---|---|---|---|---|---|
| Channel | Frequency ( MHz ) | EIRP ( dBm ) | Limit ( dBm ) | Over Limit ( dB ) | SPA Reading (dBm) | S.G. Power ( dBm ) | TX Cable loss ( dB ) | TX Antenna Gain (dBi) | Polarization (H/V) |
| Lowest | 3420 | -55.32 | -13 | -42.32 | -73.39 | -61.39 | 1.58 | 7.65 | H |
| | 5128 | -46.09 | -13 | -33.09 | -70.29 | -53.38 | 2.41 | 9.70 | H |
| | 8551 | -38.53 | -13 | -25.53 | -73.17 | -48.66 | 2.39 | 12.52 | H |
| | | | | | | | | | H |
| | | | | | | | | | H |
| | | | | | | | | | H |
| | | | | | | | | | H |
| | 3420 | -56.66 | -13 | -43.66 | -74.82 | -62.73 | 1.58 | 7.65 | V |
| | 5128 | -53.02 | -13 | -40.02 | -77.32 | -60.31 | 2.41 | 9.70 | V |
| | 8551 | -45.61 | -13 | -32.61 | -80.23 | -55.74 | 2.39 | 12.52 | V |
| | | | | | | | | | V |
| | | | | | | | | | V |
| | | | | | | | | | V |
| | | | | | | | | | V |
| Middle | 3462 | -57.52 | -13 | -44.52 | -75.66 | -63.76 | 1.59 | 7.83 | H |
| | 5192 | -45.23 | -13 | -32.23 | -69.64 | -52.48 | 2.45 | 9.70 | H |
| | 8655 | -39.86 | -13 | -26.86 | -74.75 | -50.01 | 2.41 | 12.56 | H |
| | | | | | | | | | H |
| | | | | | | | | | H |
| | | | | | | | | | H |
| | | | | | | | | | H |
| | 3462 | -56.97 | -13 | -43.97 | -75.14 | -63.21 | 1.59 | 7.83 | V |
| | 5192 | -50.02 | -13 | -37.02 | -74.47 | -57.27 | 2.45 | 9.70 | V |
| | 8655 | -46.03 | -13 | -33.03 | -80.95 | -56.18 | 2.41 | 12.56 | V |
| | | | | | | | | | V |
| | | | | | | | | | V |
| | | | | | | | | | V |
| | | | | | | | | | V |

| | | | | | | | | | |
|---|---|---|---|---|---|---|---|---|---|
| Highest | 3511 | -56.80 | -13 | -43.80 | -75.09 | -63.21 | 1.61 | 8.01 | H |
| | 5261 | -42.73 | -13 | -29.73 | -67.28 | -49.94 | 2.49 | 9.70 | H |
| | 8768 | -37.82 | -13 | -24.82 | -73.03 | -47.99 | 2.43 | 12.61 | H |
| | | | | | | | | | H |
| | | | | | | | | | H |
| | | | | | | | | | H |
| | | | | | | | | | H |
| | 3511 | -58.44 | -13 | -45.44 | -76.74 | -64.85 | 1.61 | 8.01 | V |
| | 5261 | -50.15 | -13 | -37.15 | -74.7 | -57.36 | 2.49 | 9.70 | V |
| | 8768 | -43.66 | -13 | -30.66 | -78.71 | -53.83 | 2.43 | 12.61 | V |
| | | | | | | | | | V |
| | | | | | | | | | V |
| | | | | | | | | | V |
| | | | | | | | | | V |

Remark: Spurious emissions within 30-1000MHz were found more than 20dB below limit line.

| LTE Band 4 / 3MHz / QPSK | | | | | | | | | |
|---|---|---|---|---|---|---|---|---|---|
| Channel | Frequency ( MHz ) | EIRP ( dBm ) | Limit ( dBm ) | Over Limit ( dB ) | SPA Reading (dBm) | S.G. Power ( dBm ) | TX Cable loss ( dB ) | TX Antenna Gain (dBi) | Polarization (H/V) |
| Lowest | 3420 | -55.46 | -13 | -42.46 | -73.56 | -61.53 | 1.58 | 7.65 | H |
| | 5128 | -48.92 | -13 | -35.92 | -73.16 | -56.21 | 2.41 | 9.70 | H |
| | 8551 | -39.74 | -13 | -26.74 | -74.35 | -49.87 | 2.39 | 12.52 | H |
| | | | | | | | | | H |
| | | | | | | | | | H |
| | | | | | | | | | H |
| | | | | | | | | | H |
| | 3420 | -56.95 | -13 | -43.95 | -74.99 | -63.02 | 1.58 | 7.65 | V |
| | 5128 | -54.42 | -13 | -41.42 | -78.63 | -61.71 | 2.41 | 9.70 | V |
| | 8551 | -45.42 | -13 | -32.42 | -80.09 | -55.55 | 2.39 | 12.52 | V |
| | | | | | | | | | V |
| | | | | | | | | | V |
| | | | | | | | | | V |
| | | | | | | | | | V |
| Middle | 3462 | -57.91 | -13 | -44.91 | -76.11 | -64.15 | 1.59 | 7.83 | H |
| | 5191 | -46.50 | -13 | -33.50 | -70.97 | -53.75 | 2.45 | 9.70 | H |
| | 8656 | -39.52 | -13 | -26.52 | -74.47 | -49.67 | 2.41 | 12.56 | H |
| | | | | | | | | | H |
| | | | | | | | | | H |
| | | | | | | | | | H |
| | | | | | | | | | H |
| | 3462 | -57.06 | -13 | -44.06 | -75.2 | -63.3 | 1.59 | 7.83 | V |
| | 5191 | -52.39 | -13 | -39.39 | -76.72 | -59.64 | 2.45 | 9.70 | V |
| | 8656 | -46.52 | -13 | -33.52 | -81.56 | -56.67 | 2.41 | 12.56 | V |
| | | | | | | | | | V |
| | | | | | | | | | V |
| | | | | | | | | | V |
| | | | | | | | | | V |

| | | | | | | | | | |
|---|---|---|---|---|---|---|---|---|---|
| Highest | 3504 | -59.07 | -13 | -46.07 | -77.39 | -65.47 | 1.61 | 8.00 | H |
| | 5254 | -44.05 | -13 | -31.05 | -68.57 | -51.27 | 2.48 | 9.70 | H |
| | 8761 | -38.52 | -13 | -25.52 | -73.86 | -48.69 | 2.43 | 12.60 | H |
| | | | | | | | | | H |
| | | | | | | | | | H |
| | | | | | | | | | H |
| | | | | | | | | | H |
| | 3504 | -59.65 | -13 | -46.65 | -77.97 | -66.05 | 1.61 | 8.00 | V |
| | 5254 | -49.56 | -13 | -36.56 | -74.1 | -56.78 | 2.48 | 9.70 | V |
| | 8761 | -44.92 | -13 | -31.92 | -80.1 | -55.09 | 2.43 | 12.60 | V |
| | | | | | | | | | V |
| | | | | | | | | | V |
| | | | | | | | | | V |
| | | | | | | | | | V |

Remark: Spurious emissions within 30-1000MHz were found more than 20dB below limit line.

| LTE Band 4 / 5MHz / QPSK | | | | | | | | | |
|---|---|---|---|---|---|---|---|---|---|
| Channel | Frequency ( MHz ) | EIRP ( dBm ) | Limit ( dBm ) | Over Limit ( dB ) | SPA Reading (dBm) | S.G. Power ( dBm ) | TX Cable loss ( dB ) | TX Antenna Gain (dBi) | Polarization (H/V) |
| Lowest | 3420 | -54.75 | -13 | -41.75 | -72.89 | -60.82 | 1.58 | 7.65 | H |
| | 5128 | -48.77 | -13 | -35.77 | -72.98 | -56.06 | 2.41 | 9.70 | H |
| | 8551 | -38.90 | -13 | -25.90 | -73.51 | -49.03 | 2.39 | 12.52 | H |
| | | | | | | | | | H |
| | | | | | | | | | H |
| | | | | | | | | | H |
| | | | | | | | | | H |
| | 3420 | -56.46 | -13 | -43.46 | -74.61 | -62.53 | 1.58 | 7.65 | V |
| | 5135 | -55.05 | -13 | -42.05 | -79.29 | -62.34 | 2.41 | 9.70 | V |
| | 8551 | -46.38 | -13 | -33.38 | -80.92 | -56.51 | 2.39 | 12.52 | V |
| | | | | | | | | | V |
| | | | | | | | | | V |
| | | | | | | | | | V |
| | | | | | | | | | V |
| Middle | 3462 | -58.23 | -13 | -45.23 | -76.33 | -64.47 | 1.59 | 7.83 | H |
| | 5191 | -46.29 | -13 | -33.29 | -70.54 | -53.54 | 2.45 | 9.70 | H |
| | 8649 | -39.86 | -13 | -26.86 | -74.75 | -50.01 | 2.41 | 12.56 | H |
| | | | | | | | | | H |
| | | | | | | | | | H |
| | | | | | | | | | H |
| | | | | | | | | | H |
| | 3462 | -57.15 | -13 | -44.15 | -75.25 | -63.39 | 1.59 | 7.83 | V |
| | 5191 | -51.89 | -13 | -38.89 | -76.28 | -59.14 | 2.45 | 9.70 | V |
| | 8649 | -46.29 | -13 | -33.29 | -81.1 | -56.44 | 2.41 | 12.56 | V |
| | | | | | | | | | V |
| | | | | | | | | | V |
| | | | | | | | | | V |
| | | | | | | | | | V |

| | | | | | | | | | |
|---|---|---|---|---|---|---|---|---|---|
| Highest | 3504 | -60.07 | -13 | -47.07 | -78.39 | -66.47 | 1.61 | 8.00 | H |
| | 5254 | -45.33 | -13 | -32.33 | -69.88 | -52.55 | 2.48 | 9.70 | H |
| | 8754 | -38.02 | -13 | -25.02 | -73.23 | -48.19 | 2.43 | 12.60 | H |
| | | | | | | | | | H |
| | | | | | | | | | H |
| | | | | | | | | | H |
| | | | | | | | | | H |
| | 3504 | -59.59 | -13 | -46.59 | -77.87 | -65.99 | 1.61 | 8.00 | V |
| | 5254 | -50.29 | -13 | -37.29 | -74.86 | -57.51 | 2.48 | 9.70 | V |
| | 8754 | -45.11 | -13 | -32.11 | -80.37 | -55.28 | 2.43 | 12.60 | V |
| | | | | | | | | | V |
| | | | | | | | | | V |
| | | | | | | | | | V |
| | | | | | | | | | V |

Remark: Spurious emissions within 30-1000MHz were found more than 20dB below limit line.

| LTE Band 4 / 10MHz / QPSK | | | | | | | | | |
|---|---|---|---|---|---|---|---|---|---|
| Channel | Frequency ( MHz ) | EIRP ( dBm ) | Limit ( dBm ) | Over Limit ( dB ) | SPA Reading (dBm) | S.G. Power ( dBm ) | TX Cable loss ( dB ) | TX Antenna Gain (dBi) | Polarization (H/V) |
| Lowest | 3420 | -55.65 | -13 | -42.65 | -73.8 | -61.72 | 1.58 | 7.65 | H |
| | 5135 | -46.40 | -13 | -33.40 | -70.51 | -53.69 | 2.41 | 9.70 | H |
| | 8551 | -40.10 | -13 | -27.10 | -74.69 | -50.23 | 2.39 | 12.52 | H |
| | | | | | | | | | H |
| | | | | | | | | | H |
| | | | | | | | | | H |
| | | | | | | | | | H |
| | 3420 | -56.43 | -13 | -43.43 | -74.59 | -62.5 | 1.58 | 7.65 | V |
| | 5135 | -53.82 | -13 | -40.82 | -78.03 | -61.11 | 2.41 | 9.70 | V |
| | 8551 | -45.92 | -13 | -32.92 | -80.61 | -56.05 | 2.39 | 12.52 | V |
| | | | | | | | | | V |
| | | | | | | | | | V |
| | | | | | | | | | V |
| | | | | | | | | | V |
| Middle | 3455 | -58.07 | -13 | -45.07 | -76.28 | -64.28 | 1.59 | 7.80 | H |
| | 5184 | -41.37 | -13 | -28.37 | -65.7 | -48.63 | 2.44 | 9.70 | H |
| | 8642 | -39.51 | -13 | -26.51 | -74.47 | -49.66 | 2.41 | 12.56 | H |
| | | | | | | | | | H |
| | | | | | | | | | H |
| | | | | | | | | | H |
| | | | | | | | | | H |
| | 3455 | -57.18 | -13 | -44.18 | -75.24 | -63.39 | 1.59 | 7.80 | V |
| | 5184 | -49.02 | -13 | -36.02 | -73.38 | -56.28 | 2.44 | 9.70 | V |
| | 8642 | -45.07 | -13 | -32.07 | -80.04 | -55.22 | 2.41 | 12.56 | V |
| | | | | | | | | | V |
| | | | | | | | | | V |
| | | | | | | | | | V |
| | | | | | | | | | V |

| | | | | | | | | | |
|---|---|---|---|---|---|---|---|---|---|
| Highest | 3490 | -58.86 | -13 | -45.86 | -77.06 | -65.21 | 1.60 | 7.96 | H |
| | 5240 | -46.06 | -13 | -33.06 | -70.54 | -53.28 | 2.48 | 9.70 | H |
| | 8726 | -38.14 | -13 | -25.14 | -73.25 | -48.31 | 2.42 | 12.59 | H |
| | | | | | | | | | H |
| | | | | | | | | | H |
| | | | | | | | | | H |
| | | | | | | | | | H |
| | 3490 | -59.75 | -13 | -46.75 | -78.03 | -66.1 | 1.60 | 7.96 | V |
| | 5240 | -51.56 | -13 | -38.56 | -76.06 | -58.78 | 2.48 | 9.70 | V |
| | 8726 | -45.27 | -13 | -32.27 | -80.2 | -55.44 | 2.42 | 12.59 | V |
| | | | | | | | | | V |
| | | | | | | | | | V |
| | | | | | | | | | V |
| | | | | | | | | | V |

Remark: Spurious emissions within 30-1000MHz were found more than 20dB below limit line.

| LTE Band 4 / 15MHz / QPSK | | | | | | | | | |
|---|---|---|---|---|---|---|---|---|---|
| Channel | Frequency ( MHz ) | EIRP ( dBm ) | Limit ( dBm ) | Over Limit ( dB ) | SPA Reading (dBm) | S.G. Power ( dBm ) | TX Cable loss ( dB ) | TX Antenna Gain (dBi) | Polarization (H/V) |
| Lowest | 3420 | -54.25 | -13 | -41.25 | -72.41 | -60.32 | 1.58 | 7.65 | H |
| | 5135 | -47.72 | -13 | -34.72 | -71.91 | -55.01 | 2.41 | 9.70 | H |
| | 8558 | -39.53 | -13 | -26.53 | -74.2 | -49.67 | 2.39 | 12.52 | H |
| | | | | | | | | | H |
| | | | | | | | | | H |
| | | | | | | | | | H |
| | | | | | | | | | H |
| | 3420 | -55.48 | -13 | -42.48 | -73.6 | -61.55 | 1.58 | 7.65 | V |
| | 5135 | -53.83 | -13 | -40.83 | -78.05 | -61.12 | 2.41 | 9.70 | V |
| | 8558 | -43.50 | -13 | -30.50 | -78.12 | -53.64 | 2.39 | 12.52 | V |
| | | | | | | | | | V |
| | | | | | | | | | V |
| | | | | | | | | | V |
| | | | | | | | | | V |
| Middle | 3455 | -57.07 | -13 | -44.07 | -75.29 | -63.28 | 1.59 | 7.80 | H |
| | 5177 | -48.05 | -13 | -35.05 | -72.44 | -55.31 | 2.44 | 9.70 | H |
| | 8628 | -41.51 | -13 | -28.51 | -76.25 | -51.66 | 2.40 | 12.55 | H |
| | | | | | | | | | H |
| | | | | | | | | | H |
| | | | | | | | | | H |
| | | | | | | | | | H |
| | 3455 | -56.65 | -13 | -43.65 | -74.78 | -62.86 | 1.59 | 7.80 | V |
| | 5177 | -53.75 | -13 | -40.75 | -78.09 | -61.01 | 2.44 | 9.70 | V |
| | 8628 | -45.32 | -13 | -32.32 | -80.21 | -55.47 | 2.40 | 12.55 | V |
| | | | | | | | | | V |
| | | | | | | | | | V |
| | | | | | | | | | V |
| | | | | | | | | | V |

| | | | | | | | | | |
|---|---|---|---|---|---|---|---|---|---|
| Highest | 3483 | -59.32 | -13 | -46.32 | -77.48 | -65.65 | 1.60 | 7.93 | H |
| | 5226 | -45.53 | -13 | -32.53 | -69.84 | -52.76 | 2.47 | 9.70 | H |
| | 8705 | -39.15 | -13 | -26.15 | -74.17 | -49.31 | 2.42 | 12.58 | H |
| | | | | | | | | | H |
| | | | | | | | | | H |
| | | | | | | | | | H |
| | | | | | | | | | H |
| | 3483 | -58.34 | -13 | -45.34 | -76.77 | -64.67 | 1.60 | 7.93 | V |
| | 5226 | -51.78 | -13 | -38.78 | -76.27 | -59.01 | 2.47 | 9.70 | V |
| | 8705 | -44.85 | -13 | -31.85 | -79.84 | -55.01 | 2.42 | 12.58 | V |
| | | | | | | | | | V |
| | | | | | | | | | V |
| | | | | | | | | | V |
| | | | | | | | | | V |

Remark: Spurious emissions within 30-1000MHz were found more than 20dB below limit line.

| LTE Band 4 / 20MHz / QPSK | | | | | | | | | |
|---|---|---|---|---|---|---|---|---|---|
| Channel | Frequency ( MHz ) | EIRP ( dBm ) | Limit ( dBm ) | Over Limit ( dB ) | SPA Reading (dBm) | S.G. Power ( dBm ) | TX Cable loss ( dB ) | TX Antenna Gain (dBi) | Polarization (H/V) |
| Lowest | 3441 | -57.61 | -13 | -44.61 | -75.73 | -63.76 | 1.59 | 7.74 | H |
| | 5163 | -48.31 | -13 | -35.31 | -72.55 | -55.58 | 2.43 | 9.70 | H |
| | 8600 | -40.27 | -13 | -27.27 | -74.9 | -50.41 | 2.40 | 12.54 | H |
| | | | | | | | | | H |
| | | | | | | | | | H |
| | | | | | | | | | H |
| | | | | | | | | | H |
| | 3441 | -57.90 | -13 | -44.90 | -76.08 | -64.05 | 1.59 | 7.74 | V |
| | 5163 | -53.98 | -13 | -40.98 | -78.28 | -61.25 | 2.43 | 9.70 | V |
| | 8600 | -45.89 | -13 | -32.89 | -80.65 | -56.03 | 2.40 | 12.54 | V |
| | | | | | | | | | V |
| | | | | | | | | | V |
| | | | | | | | | | V |
| | | | | | | | | | V |
| Middle | 3462 | -57.53 | -13 | -44.53 | -75.8 | -63.77 | 1.59 | 7.83 | H |
| | 5198 | -45.18 | -13 | -32.18 | -69.59 | -52.43 | 2.45 | 9.70 | H |
| | 8663 | -37.46 | -13 | -24.46 | -72.13 | -47.61 | 2.41 | 12.57 | H |
| | | | | | | | | | H |
| | | | | | | | | | H |
| | | | | | | | | | H |
| | | | | | | | | | H |
| | 3462 | -56.52 | -13 | -43.52 | -74.81 | -62.76 | 1.59 | 7.83 | V |
| | 5198 | -51.37 | -13 | -38.37 | -75.82 | -58.62 | 2.45 | 9.70 | V |
| | 8663 | -46.54 | -13 | -33.54 | -81.49 | -56.69 | 2.41 | 12.57 | V |
| | | | | | | | | | V |
| | | | | | | | | | V |
| | | | | | | | | | V |
| | | | | | | | | | V |

| | | | | | | | | | |
|---|---|---|---|---|---|---|---|---|---|
| Highest | 3490 | -59.04 | -13 | -46.04 | -77.45 | -65.39 | 1.60 | 7.96 | H |
| | 5233 | -44.98 | -13 | -31.98 | -69.42 | -52.21 | 2.47 | 9.70 | H |
| | 8726 | -37.66 | -13 | -24.66 | -72.77 | -47.83 | 2.42 | 12.59 | H |
| | | | | | | | | | H |
| | | | | | | | | | H |
| | | | | | | | | | H |
| | | | | | | | | | H |
| | 3490 | -59.03 | -13 | -46.03 | -77.36 | -65.38 | 1.60 | 7.96 | V |
| | 5233 | -51.22 | -13 | -38.22 | -75.79 | -58.45 | 2.47 | 9.70 | V |
| | 8726 | -45.38 | -13 | -32.38 | -80.29 | -55.55 | 2.42 | 12.59 | V |
| | | | | | | | | | V |
| | | | | | | | | | V |
| | | | | | | | | | V |
| | | | | | | | | | V |

Remark: Spurious emissions within 30-1000MHz were found more than 20dB below limit line.

# LTE Band 5

| LTE Band 5 / 1.4MHz / QPSK | | | | | | | | | |
|---|---|---|---|---|---|---|---|---|---|
| Channel | Frequency ( MHz ) | EIRP ( dBm ) | Limit ( dBm ) | Over Limit ( dB ) | SPA Reading (dBm) | S.G. Power ( dBm ) | TX Cable loss ( dB ) | TX Antenna Gain (dBi) | Polarization (H/V) |
| Lowest | 1648 | -62.78 | -13 | -49.78 | -73.68 | -64.54 | 0.98 | 4.89 | H |
| | 2472 | -60.20 | -13 | -47.20 | -74.31 | -62.08 | 1.28 | 5.32 | H |
| | 3296 | -61.23 | -13 | -48.23 | -79.03 | -64.64 | 1.54 | 7.10 | H |
| | | | | | | | | | H |
| | | | | | | | | | H |
| | | | | | | | | | H |
| | | | | | | | | | H |
| | 1648 | -62.94 | -13 | -49.94 | -73.8 | -64.7 | 0.98 | 4.89 | V |
| | 2472 | -63.13 | -13 | -50.13 | -77.24 | -65.01 | 1.28 | 5.32 | V |
| | 3296 | -61.59 | -13 | -48.59 | -79.39 | -65 | 1.54 | 7.10 | V |
| | | | | | | | | | V |
| | | | | | | | | | V |
| | | | | | | | | | V |
| | | | | | | | | | V |
| Middle | 1672 | -59.35 | -13 | -46.35 | -70.3 | -61.03 | 0.99 | 4.82 | H |
| | 2512 | -56.33 | -13 | -43.33 | -70.62 | -58.3 | 1.29 | 5.41 | H |
| | 3344 | -59.70 | -13 | -46.70 | -77.62 | -63.31 | 1.56 | 7.31 | H |
| | | | | | | | | | H |
| | | | | | | | | | H |
| | | | | | | | | | H |
| | | | | | | | | | H |
| | 1672 | -60.43 | -13 | -47.43 | -71.37 | -62.11 | 0.99 | 4.82 | V |
| | 2512 | -60.48 | -13 | -47.48 | -74.76 | -62.45 | 1.29 | 5.41 | V |
| | 3344 | -60.92 | -13 | -47.92 | -78.84 | -64.53 | 1.56 | 7.31 | V |
| | | | | | | | | | V |
| | | | | | | | | | V |
| | | | | | | | | | V |
| | | | | | | | | | V |

| | | | | | | | | | |
|---|---|---|---|---|---|---|---|---|---|
| Highest | 1696 | -62.35 | -13 | -49.35 | -73.34 | -63.95 | 1.00 | 4.75 | H |
| | 2544 | -62.26 | -13 | -49.26 | -76.74 | -64.24 | 1.30 | 5.44 | H |
| | 3392 | -61.50 | -13 | -48.50 | -79.59 | -65.3 | 1.57 | 7.52 | H |
| | | | | | | | | | H |
| | | | | | | | | | H |
| | | | | | | | | | H |
| | | | | | | | | | H |
| | 1696 | -62.80 | -13 | -49.80 | -73.77 | -64.4 | 1.00 | 4.75 | V |
| | 2544 | -63.05 | -13 | -50.05 | -77.55 | -65.03 | 1.30 | 5.44 | V |
| | 3392 | -61.57 | -13 | -48.57 | -79.65 | -65.37 | 1.57 | 7.52 | V |
| | | | | | | | | | V |
| | | | | | | | | | V |
| | | | | | | | | | V |
| | | | | | | | | | V |

Remark: Spurious emissions within 30-1000MHz were found more than 20dB below limit line.

| LTE Band 5 / 3MHz / QPSK | | | | | | | | | |
|---|---|---|---|---|---|---|---|---|---|
| Channel | Frequency ( MHz ) | ERP ( dBm ) | Limit ( dBm ) | Over Limit ( dB ) | SPA Reading (dBm) | S.G. Power ( dBm ) | TX Cable loss ( dB ) | TX Antenna Gain (dBi) | Polarization (H/V) |
| Lowest | 1648 | -62.06 | -13 | -49.06 | -72.94 | -63.82 | 0.98 | 4.89 | H |
| | 2472 | -59.95 | -13 | -46.95 | -74.05 | -61.83 | 1.28 | 5.32 | H |
| | 3296 | -60.89 | -13 | -47.89 | -78.68 | -64.3 | 1.54 | 7.10 | H |
| | | | | | | | | | H |
| | | | | | | | | | H |
| | | | | | | | | | H |
| | | | | | | | | | H |
| | 1648 | -60.61 | -13 | -47.61 | -71.49 | -62.37 | 0.98 | 4.89 | V |
| | 2472 | -63.17 | -13 | -50.17 | -77.28 | -65.05 | 1.28 | 5.32 | V |
| | 3296 | -61.71 | -13 | -48.71 | -79.51 | -65.12 | 1.54 | 7.10 | V |
| | | | | | | | | | V |
| | | | | | | | | | V |
| | | | | | | | | | V |
| | | | | | | | | | V |
| Middle | 1672 | -60.56 | -13 | -47.56 | -71.51 | -62.24 | 0.99 | 4.82 | H |
| | 2504 | -55.54 | -13 | -42.54 | -69.74 | -57.5 | 1.29 | 5.40 | H |
| | 3344 | -60.01 | -13 | -47.01 | -77.94 | -63.62 | 1.56 | 7.31 | H |
| | | | | | | | | | H |
| | | | | | | | | | H |
| | | | | | | | | | H |
| | | | | | | | | | H |
| | 1672 | -61.68 | -13 | -48.68 | -72.62 | -63.36 | 0.99 | 4.82 | V |
| | 2504 | -60.54 | -13 | -47.54 | -74.75 | -62.5 | 1.29 | 5.40 | V |
| | 3344 | -61.44 | -13 | -48.44 | -79.36 | -65.05 | 1.56 | 7.31 | V |
| | | | | | | | | | V |
| | | | | | | | | | V |
| | | | | | | | | | V |
| | | | | | | | | | V |

| | | | | | | | | | |
|---|---|---|---|---|---|---|---|---|---|
| Highest | 1696 | -61.20 | -13 | -48.20 | -72.16 | -62.8 | 1.00 | 4.75 | H |
| | 2536 | -54.81 | -13 | -41.81 | -69.19 | -56.79 | 1.30 | 5.43 | H |
| | 3384 | -60.75 | -13 | -47.75 | -78.77 | -64.52 | 1.57 | 7.49 | H |
| | | | | | | | | | H |
| | | | | | | | | | H |
| | | | | | | | | | H |
| | | | | | | | | | H |
| | 1696 | -62.40 | -13 | -49.40 | -73.38 | -64 | 1.00 | 4.75 | V |
| | 2536 | -60.76 | -13 | -47.76 | -75.18 | -62.74 | 1.30 | 5.43 | V |
| | 3384 | -61.49 | -13 | -48.49 | -79.53 | -65.26 | 1.57 | 7.49 | V |
| | | | | | | | | | V |
| | | | | | | | | | V |
| | | | | | | | | | V |
| | | | | | | | | | V |

Remark: Spurious emissions within 30-1000MHz were found more than 20dB below limit line.

| LTE Band 5 / 5MHz / QPSK | | | | | | | | | |
|---|---|---|---|---|---|---|---|---|---|
| Channel | Frequency ( MHz ) | ERP ( dBm ) | Limit ( dBm ) | Over Limit ( dB ) | SPA Reading (dBm) | S.G. Power ( dBm ) | TX Cable loss ( dB ) | TX Antenna Gain (dBi) | Polarization (H/V) |
| Lowest | 1648 | -62.02 | -13 | -49.02 | -72.89 | -63.78 | 0.98 | 4.89 | H |
| | 2472 | -60.38 | -13 | -47.38 | -74.4 | -62.26 | 1.28 | 5.32 | H |
| | 3296 | -60.70 | -13 | -47.70 | -78.5 | -64.11 | 1.54 | 7.10 | H |
| | | | | | | | | | H |
| | | | | | | | | | H |
| | | | | | | | | | H |
| | | | | | | | | | H |
| | 1648 | -62.16 | -13 | -49.16 | -73.05 | -63.92 | 0.98 | 4.89 | V |
| | 2472 | -62.47 | -13 | -49.47 | -76.59 | -64.35 | 1.28 | 5.32 | V |
| | 3296 | -61.79 | -13 | -48.79 | -79.57 | -65.2 | 1.54 | 7.10 | V |
| | | | | | | | | | V |
| | | | | | | | | | V |
| | | | | | | | | | V |
| | | | | | | | | | V |
| Middle | 1672 | -59.47 | -13 | -46.47 | -70.4 | -61.15 | 0.99 | 4.82 | H |
| | 2504 | -55.44 | -13 | -42.44 | -69.64 | -57.4 | 1.29 | 5.40 | H |
| | 3336 | -59.83 | -13 | -46.83 | -77.72 | -63.41 | 1.55 | 7.28 | H |
| | | | | | | | | | H |
| | | | | | | | | | H |
| | | | | | | | | | H |
| | | | | | | | | | H |
| | 1672 | -59.93 | -13 | -46.93 | -70.86 | -61.61 | 0.99 | 4.82 | V |
| | 2504 | -60.24 | -13 | -47.24 | -74.43 | -62.2 | 1.29 | 5.40 | V |
| | 3336 | -60.42 | -13 | -47.42 | -78.32 | -64 | 1.55 | 7.28 | V |
| | | | | | | | | | V |
| | | | | | | | | | V |
| | | | | | | | | | V |
| | | | | | | | | | V |

| | | | | | | | | | |
|---|---|---|---|---|---|---|---|---|---|
| Highest | 1688 | -61.97 | -13 | -48.97 | -72.9 | -63.6 | 1.00 | 4.77 | H |
| | 2536 | -53.09 | -13 | -40.09 | -67.47 | -55.07 | 1.30 | 5.43 | H |
| | 3376 | -60.96 | -13 | -47.96 | -78.97 | -64.7 | 1.57 | 7.45 | H |
| | | | | | | | | | H |
| | | | | | | | | | H |
| | | | | | | | | | H |
| | | | | | | | | | H |
| | 1688 | -61.48 | -13 | -48.48 | -72.42 | -63.11 | 1.00 | 4.77 | V |
| | 2536 | -58.82 | -13 | -45.82 | -73.21 | -60.8 | 1.30 | 5.43 | V |
| | 3376 | -61.28 | -13 | -48.28 | -79.3 | -65.02 | 1.57 | 7.45 | V |
| | | | | | | | | | V |
| | | | | | | | | | V |
| | | | | | | | | | V |
| | | | | | | | | | V |

Remark: Spurious emissions within 30-1000MHz were found more than 20dB below limit line.

| LTE Band 5 / 10MHz / QPSK | | | | | | | | | |
|---|---|---|---|---|---|---|---|---|---|
| Channel | Frequency ( MHz ) | ERP ( dBm ) | Limit ( dBm ) | Over Limit ( dB ) | SPA Reading (dBm) | S.G. Power ( dBm ) | TX Cable loss ( dB ) | TX Antenna Gain (dBi) | Polarization (H/V) |
| Lowest | 1648 | -59.74 | -13 | -46.74 | -70.61 | -61.5 | 0.98 | 4.89 | H |
| | 2472 | -60.02 | -13 | -47.02 | -74.13 | -61.9 | 1.28 | 5.32 | H |
| | 3296 | -60.43 | -13 | -47.43 | -78.25 | -63.84 | 1.54 | 7.10 | H |
| | | | | | | | | | H |
| | | | | | | | | | H |
| | | | | | | | | | H |
| | | | | | | | | | H |
| | 1648 | -59.37 | -13 | -46.37 | -70.26 | -61.13 | 0.98 | 4.89 | V |
| | 2472 | -63.48 | -13 | -50.48 | -77.59 | -65.36 | 1.28 | 5.32 | V |
| | 3296 | -61.51 | -13 | -48.51 | -79.34 | -64.92 | 1.54 | 7.10 | V |
| | | | | | | | | | V |
| | | | | | | | | | V |
| | | | | | | | | | V |
| | | | | | | | | | V |
| Middle | 1664 | -58.40 | -13 | -45.40 | -69.31 | -60.11 | 0.98 | 4.84 | H |
| | 2496 | -54.69 | -13 | -41.69 | -68.91 | -56.64 | 1.29 | 5.39 | H |
| | 3328 | -59.49 | -13 | -46.49 | -77.38 | -63.03 | 1.55 | 7.24 | H |
| | | | | | | | | | H |
| | | | | | | | | | H |
| | | | | | | | | | H |
| | | | | | | | | | H |
| | 1664 | -59.43 | -13 | -46.43 | -70.35 | -61.14 | 0.98 | 4.84 | V |
| | 2496 | -59.51 | -13 | -46.51 | -73.7 | -61.46 | 1.29 | 5.39 | V |
| | 3328 | -60.96 | -13 | -47.96 | -78.84 | -64.5 | 1.55 | 7.24 | V |
| | | | | | | | | | V |
| | | | | | | | | | V |
| | | | | | | | | | V |
| | | | | | | | | | V |

| | | | | | | | | | |
|---|---|---|---|---|---|---|---|---|---|
| Highest | 1680 | -61.95 | -13 | -48.95 | -72.92 | -63.6 | 0.99 | 4.80 | H |
| | 2520 | -63.87 | -13 | -50.87 | -78.17 | -65.84 | 1.30 | 5.42 | H |
| | 3360 | -61.57 | -13 | -48.57 | -79.53 | -65.24 | 1.56 | 7.38 | H |
| | | | | | | | | | H |
| | | | | | | | | | H |
| | | | | | | | | | H |
| | | | | | | | | | H |
| | 1680 | -63.35 | -13 | -50.35 | -74.27 | -65 | 0.99 | 4.80 | V |
| | 2520 | -64.18 | -13 | -51.18 | -78.47 | -66.15 | 1.30 | 5.42 | V |
| | 3360 | -61.70 | -13 | -48.70 | -79.67 | -65.37 | 1.56 | 7.38 | V |
| | | | | | | | | | V |
| | | | | | | | | | V |
| | | | | | | | | | V |
| | | | | | | | | | V |

Remark: Spurious emissions within 30-1000MHz were found more than 20dB below limit line.

# LTE Band 7

| LTE Band 7 / 5MHz / QPSK | | | | | | | | | |
|---|---|---|---|---|---|---|---|---|---|
| Channel | Frequency ( MHz ) | ERP ( dBm ) | Limit ( dBm ) | Over Limit ( dB ) | SPA Reading (dBm) | S.G. Power ( dBm ) | TX Cable loss ( dB ) | TX Antenna Gain (dBi) | Polarization (H/V) |
| Lowest | 5002 | -49.66 | -25 | -24.66 | -73.5 | -57.02 | 2.34 | 9.70 | H |
| | 7501 | -40.10 | -25 | -15.10 | -73.69 | -49.47 | 2.43 | 11.80 | H |
| | 10000 | -45.09 | -25 | -20.09 | -84.42 | -54.59 | 2.70 | 12.20 | H |
| | | | | | | | | | H |
| | | | | | | | | | H |
| | | | | | | | | | H |
| | | | | | | | | | H |
| | 5002 | -52.26 | -25 | -27.26 | -76.13 | -59.62 | 2.34 | 9.70 | V |
| | 7501 | -38.84 | -25 | -13.84 | -72.46 | -48.21 | 2.43 | 11.80 | V |
| | 10000 | -45.06 | -25 | -20.06 | -84.49 | -54.56 | 2.70 | 12.20 | V |
| | | | | | | | | | V |
| | | | | | | | | | V |
| | | | | | | | | | V |
| | | | | | | | | | V |
| Middle | 5065 | -50.87 | -25 | -25.87 | -74.88 | -58.2 | 2.37 | 9.70 | H |
| | 7599 | -39.40 | -25 | -14.40 | -73.12 | -48.86 | 2.40 | 11.86 | H |
| | 10128 | -43.47 | -25 | -18.47 | -83.22 | -53.03 | 2.70 | 12.25 | H |
| | | | | | | | | | H |
| | | | | | | | | | H |
| | | | | | | | | | H |
| | | | | | | | | | H |
| | 5065 | -52.35 | -25 | -27.35 | -76.5 | -59.68 | 2.37 | 9.70 | V |
| | 7599 | -38.37 | -25 | -13.37 | -72.11 | -47.83 | 2.40 | 11.86 | V |
| | 10128 | -43.88 | -25 | -18.88 | -83.69 | -53.44 | 2.70 | 12.25 | V |
| | | | | | | | | | V |
| | | | | | | | | | V |
| | | | | | | | | | V |
| | | | | | | | | | V |

| | | | | | | | | | |
|---|---|---|---|---|---|---|---|---|---|
| Highest | 5128 | -50.16 | -25 | -25.16 | -74.36 | -57.45 | 2.41 | 9.70 | H |
| | 7697 | -35.01 | -25 | -10.01 | -69.09 | -44.56 | 2.37 | 11.92 | H |
| | 10256 | -43.21 | -25 | -18.21 | -83.5 | -52.82 | 2.69 | 12.30 | H |
| | | | | | | | | | H |
| | | | | | | | | | H |
| | | | | | | | | | H |
| | | | | | | | | | H |
| | 5128 | -51.39 | -25 | -26.39 | -75.62 | -58.68 | 2.41 | 9.70 | V |
| | 7697 | -34.01 | -25 | -9.01 | -68.03 | -43.56 | 2.37 | 11.92 | V |
| | 10256 | -43.60 | -25 | -18.60 | -83.86 | -53.21 | 2.69 | 12.30 | V |
| | | | | | | | | | V |
| | | | | | | | | | V |
| | | | | | | | | | V |
| | | | | | | | | | V |

Remark: Spurious emissions within 30-1000MHz were found more than 20dB below limit line.

| LTE Band 7 / 10MHz / QPSK | | | | | | | | | |
|---|---|---|---|---|---|---|---|---|---|
| Channel | Frequency ( MHz ) | EIRP ( dBm ) | Limit ( dBm ) | Over Limit ( dB ) | SPA Reading (dBm) | S.G. Power ( dBm ) | TX Cable loss ( dB ) | TX Antenna Gain (dBi) | Polarization (H/V) |
| Lowest | 5002 | -48.11 | -25 | -23.11 | -72.34 | -55.47 | 2.34 | 9.70 | H |
| | 7501 | -39.31 | -25 | -14.31 | -73.27 | -48.68 | 2.43 | 11.80 | H |
| | 10002 | -44.63 | -25 | -19.63 | -84.22 | -54.13 | 2.70 | 12.20 | H |
| | | | | | | | | | H |
| | | | | | | | | | H |
| | | | | | | | | | H |
| | | | | | | | | | H |
| | 5002 | -50.97 | -25 | -25.97 | -74.81 | -58.33 | 2.34 | 9.70 | V |
| | 7501 | -38.15 | -25 | -13.15 | -72.16 | -47.52 | 2.43 | 11.80 | V |
| | 10002 | -44.52 | -25 | -19.52 | -84.16 | -54.02 | 2.70 | 12.20 | V |
| | | | | | | | | | V |
| | | | | | | | | | V |
| | | | | | | | | | V |
| | | | | | | | | | V |
| Middle | 5065 | -51.22 | -25 | -26.22 | -75.49 | -58.55 | 2.37 | 9.70 | H |
| | 7592 | -38.76 | -25 | -13.76 | -72.79 | -48.22 | 2.40 | 11.86 | H |
| | 10122 | -43.61 | -25 | -18.61 | -83.59 | -53.16 | 2.70 | 12.25 | H |
| | | | | | | | | | H |
| | | | | | | | | | H |
| | | | | | | | | | H |
| | | | | | | | | | H |
| | 5065 | -52.69 | -25 | -27.69 | -76.83 | -60.02 | 2.37 | 9.70 | V |
| | 7592 | -35.93 | -25 | -10.93 | -69.75 | -45.39 | 2.40 | 11.86 | V |
| | 10122 | -43.63 | -25 | -18.63 | -83.67 | -53.18 | 2.70 | 12.25 | V |
| | | | | | | | | | V |
| | | | | | | | | | V |
| | | | | | | | | | V |
| | | | | | | | | | V |

| | | | | | | | | | |
|---|---|---|---|---|---|---|---|---|---|
| Highest | 5121 | -51.23 | -25 | -26.23 | -75.68 | -58.52 | 2.41 | 9.70 | H |
| | 7683 | -38.78 | -25 | -13.78 | -72.86 | -48.32 | 2.37 | 11.91 | H |
| | 10242 | -43.08 | -25 | -18.08 | -83.63 | -52.68 | 2.69 | 12.30 | H |
| | | | | | | | | | H |
| | | | | | | | | | H |
| | | | | | | | | | H |
| | | | | | | | | | H |
| | 5121 | -53.17 | -25 | -28.17 | -77.83 | -60.46 | 2.41 | 9.70 | V |
| | 7683 | -36.37 | -25 | -11.37 | -70.89 | -45.91 | 2.37 | 11.91 | V |
| | 10242 | -43.09 | -25 | -18.09 | -83.52 | -52.69 | 2.69 | 12.30 | V |
| | | | | | | | | | V |
| | | | | | | | | | V |
| | | | | | | | | | V |
| | | | | | | | | | V |

Remark: Spurious emissions within 30-1000MHz were found more than 20dB below limit line.

| LTE Band 7 / 15MHz / QPSK | | | | | | | | | |
|---|---|---|---|---|---|---|---|---|---|
| Channel | Frequency ( MHz ) | EIRP ( dBm ) | Limit ( dBm ) | Over Limit ( dB ) | SPA Reading (dBm) | S.G. Power ( dBm ) | TX Cable loss ( dB ) | TX Antenna Gain (dBi) | Polarization (H/V) |
| Lowest | 5002 | -47.66 | -25 | -22.66 | -71.68 | -55.02 | 2.34 | 9.70 | H |
| | 7501 | -39.10 | -25 | -14.10 | -72.97 | -48.47 | 2.43 | 11.80 | H |
| | 10002 | -44.53 | -25 | -19.53 | -84.08 | -54.03 | 2.70 | 12.20 | H |
| | | | | | | | | | H |
| | | | | | | | | | H |
| | | | | | | | | | H |
| | | | | | | | | | H |
| | 5002 | -50.76 | -25 | -25.76 | -74.73 | -58.12 | 2.34 | 9.70 | V |
| | 7501 | -39.62 | -25 | -14.62 | -73.3 | -48.99 | 2.43 | 11.80 | V |
| | 10002 | -44.61 | -25 | -19.61 | -84.19 | -54.11 | 2.70 | 12.20 | V |
| | | | | | | | | | V |
| | | | | | | | | | V |
| | | | | | | | | | V |
| | | | | | | | | | V |
| Middle | 5058 | -49.01 | -25 | -24.01 | -73.15 | -56.34 | 2.37 | 9.70 | H |
| | 7585 | -38.88 | -25 | -13.88 | -72.67 | -48.33 | 2.40 | 11.85 | H |
| | 10112 | -43.47 | -25 | -18.47 | -83.23 | -53.02 | 2.70 | 12.24 | H |
| | | | | | | | | | H |
| | | | | | | | | | H |
| | | | | | | | | | H |
| | | | | | | | | | H |
| | 5058 | -52.01 | -25 | -27.01 | -76.29 | -59.34 | 2.37 | 9.70 | V |
| | 7585 | -38.01 | -25 | -13.01 | -71.89 | -47.46 | 2.40 | 11.85 | V |
| | 10112 | -44.02 | -25 | -19.02 | -83.8 | -53.57 | 2.70 | 12.24 | V |
| | | | | | | | | | V |
| | | | | | | | | | V |
| | | | | | | | | | V |
| | | | | | | | | | V |

| | | | | | | | | | |
|---|---|---|---|---|---|---|---|---|---|
| Highest | 5114 | -51.25 | -25 | -26.25 | -75.46 | -58.55 | 2.40 | 9.70 | H |
| | 7669 | -37.39 | -25 | -12.39 | -71.36 | -46.92 | 2.37 | 11.90 | H |
| | 10222 | -43.44 | -25 | -18.44 | -83.68 | -53.03 | 2.69 | 12.29 | H |
| | | | | | | | | | H |
| | | | | | | | | | H |
| | | | | | | | | | H |
| | | | | | | | | | H |
| | 5114 | -53.01 | -25 | -28.01 | -77.59 | -60.31 | 2.40 | 9.70 | V |
| | 7669 | -39.69 | -25 | -14.69 | -73.66 | -49.22 | 2.37 | 11.90 | V |
| | 10222 | -43.24 | -25 | -18.24 | -83.48 | -52.83 | 2.69 | 12.29 | V |
| | | | | | | | | | V |
| | | | | | | | | | V |
| | | | | | | | | | V |
| | | | | | | | | | V |

Remark: Spurious emissions within 30-1000MHz were found more than 20dB below limit line.

| LTE Band 7 / 20MHz / QPSK | | | | | | | | | |
|---|---|---|---|---|---|---|---|---|---|
| Channel | Frequency ( MHz ) | EIRP ( dBm ) | Limit ( dBm ) | Over Limit ( dB ) | SPA Reading (dBm) | S.G. Power ( dBm ) | TX Cable loss ( dB ) | TX Antenna Gain (dBi) | Polarization (H/V) |
| Lowest | 5023 | -52.01 | -25 | -27.01 | -75.93 | -59.36 | 2.35 | 9.70 | H |
| | 7529 | -39.01 | -25 | -14.01 | -72.82 | -48.41 | 2.42 | 11.82 | H |
| | 10040 | -44.68 | -25 | -19.68 | -84.29 | -54.2 | 2.70 | 12.22 | H |
| | | | | | | | | | H |
| | | | | | | | | | H |
| | | | | | | | | | H |
| | | | | | | | | | H |
| | 5023 | -53.07 | -25 | -28.07 | -77.28 | -60.42 | 2.35 | 9.70 | V |
| | 7529 | -38.76 | -25 | -13.76 | -72.69 | -48.16 | 2.42 | 11.82 | V |
| | 10040 | -44.53 | -25 | -19.53 | -84.04 | -54.05 | 2.70 | 12.22 | V |
| | | | | | | | | | V |
| | | | | | | | | | V |
| | | | | | | | | | V |
| | | | | | | | | | V |
| Middle | 5072 | -50.71 | -25 | -25.71 | -75.03 | -58.03 | 2.38 | 9.70 | H |
| | 7606 | -40.05 | -25 | -15.05 | -74.05 | -49.52 | 2.40 | 11.86 | H |
| | 10140 | -43.55 | -25 | -18.55 | -83.49 | -53.11 | 2.70 | 12.26 | H |
| | | | | | | | | | H |
| | | | | | | | | | H |
| | | | | | | | | | H |
| | | | | | | | | | H |
| | 5072 | -52.01 | -25 | -27.01 | -76.3 | -59.33 | 2.38 | 9.70 | V |
| | 7606 | -37.01 | -25 | -12.01 | -71.03 | -46.48 | 2.40 | 11.86 | V |
| | 10140 | -43.33 | -25 | -18.33 | -83.72 | -52.89 | 2.70 | 12.26 | V |
| | | | | | | | | | V |
| | | | | | | | | | V |
| | | | | | | | | | V |
| | | | | | | | | | V |

| | | | | | | | | | |
|---|---|---|---|---|---|---|---|---|---|
| Highest | 5121 | -52.13 | -25 | -27.13 | -76.48 | -59.42 | 2.41 | 9.70 | H |
| | 7683 | -36.69 | -25 | -11.69 | -70.83 | -46.23 | 2.37 | 11.91 | H |
| | 10240 | -43.01 | -25 | -18.01 | -83.28 | -52.61 | 2.69 | 12.30 | H |
| | | | | | | | | | H |
| | | | | | | | | | H |
| | | | | | | | | | H |
| | | | | | | | | | H |
| | 5121 | -53.06 | -25 | -28.06 | -77.35 | -60.35 | 2.41 | 9.70 | V |
| | 7683 | -35.09 | -25 | -10.09 | -69.31 | -44.63 | 2.37 | 11.91 | V |
| | 10240 | -43.42 | -25 | -18.42 | -83.79 | -53.02 | 2.69 | 12.30 | V |
| | | | | | | | | | V |
| | | | | | | | | | V |
| | | | | | | | | | V |
| | | | | | | | | | V |

Remark: Spurious emissions within 30-1000MHz were found more than 20dB below limit line.

# LTE Band 12

| LTE Band 12 / 1.4MHz / QPSK | | | | | | | | | |
|---|---|---|---|---|---|---|---|---|---|
| Channel | Frequency ( MHz ) | ERP ( dBm ) | Limit ( dBm ) | Over Limit ( dB ) | SPA Reading (dBm) | S.G. Power ( dBm ) | TX Cable loss ( dB ) | TX Antenna Gain (dBi) | Polarization (H/V) |
| Lowest | 1400 | -49.57 | -13.00 | -36.57 | -59.70 | -51.23 | 0.87 | 4.68 | H |
| | 2096 | -48.24 | -13.00 | -35.24 | -60.36 | -49.11 | 1.16 | 4.19 | H |
| | 3496 | -56.04 | -13.00 | -43.04 | -74.37 | -60.27 | 1.60 | 7.98 | H |
| | | | | | | | | | H |
| | | | | | | | | | H |
| | | | | | | | | | H |
| | | | | | | | | | H |
| | 1400 | -51.39 | -13.00 | -38.39 | -61.57 | -53.05 | 0.87 | 4.68 | V |
| | 2096 | -53.14 | -13.00 | -40.14 | -65.14 | -54.01 | 1.16 | 4.19 | V |
| | 3496 | -55.07 | -13.00 | -42.07 | -73.41 | -59.30 | 1.60 | 7.98 | V |
| | | | | | | | | | V |
| | | | | | | | | | V |
| | | | | | | | | | V |
| | | | | | | | | | V |
| Middle | 1416 | -52.30 | -13.00 | -39.30 | -62.63 | -54.05 | 0.87 | 4.78 | H |
| | 2120 | -48.88 | -13.00 | -35.88 | -61.09 | -49.82 | 1.17 | 4.26 | H |
| | 3536 | -52.73 | -13.00 | -39.73 | -71.12 | -57.01 | 1.62 | 8.04 | H |
| | | | | | | | | | H |
| | | | | | | | | | H |
| | | | | | | | | | H |
| | | | | | | | | | H |
| | 1416 | -51.32 | -13.00 | -38.32 | -61.47 | -53.07 | 0.87 | 4.78 | V |
| | 2120 | -48.06 | -13.00 | -35.06 | -60.25 | -49.00 | 1.17 | 4.26 | V |
| | 3536 | -50.30 | -13.00 | -37.30 | -68.95 | -54.58 | 1.62 | 8.04 | V |
| | | | | | | | | | V |
| | | | | | | | | | V |
| | | | | | | | | | V |
| | | | | | | | | | V |

| | | | | | | | | | |
|---|---|---|---|---|---|---|---|---|---|
| Highest | 1424 | -49.32 | -13.00 | -36.32 | -59.53 | -51.12 | 0.88 | 4.83 | H |
| | 2144 | -50.05 | -13.00 | -37.05 | -62.36 | -51.05 | 1.18 | 4.33 | H |
| | 3568 | -56.23 | -13.00 | -43.23 | -74.69 | -60.54 | 1.63 | 8.08 | H |
| | | | | | | | | | H |
| | | | | | | | | | H |
| | | | | | | | | | H |
| | | | | | | | | | H |
| | 1424 | -51.40 | -13.00 | -38.40 | -61.62 | -53.20 | 0.88 | 4.83 | V |
| | 2144 | -52.16 | -13.00 | -39.16 | -64.46 | -53.16 | 1.18 | 4.33 | V |
| | 3568 | -54.74 | -13.00 | -41.74 | -73.20 | -59.05 | 1.63 | 8.08 | V |
| | | | | | | | | | V |
| | | | | | | | | | V |
| | | | | | | | | | V |
| | | | | | | | | | V |

Remark: Spurious emissions within 30-1000MHz were found more than 20dB below limit line.

| LTE Band 12 / 3MHz / QPSK | | | | | | | | | |
|---|---|---|---|---|---|---|---|---|---|
| Channel | Frequency ( MHz ) | ERP ( dBm ) | Limit ( dBm ) | Over Limit ( dB ) | SPA Reading (dBm) | S.G. Power ( dBm ) | TX Cable loss ( dB ) | TX Antenna Gain (dBi) | Polarization (H/V) |
| Lowest | 1400 | -49.85 | -13.00 | -36.85 | -60.07 | -51.51 | 0.87 | 4.68 | H |
| | 2096 | -48.74 | -13.00 | -35.74 | -60.86 | -49.61 | 1.16 | 4.19 | H |
| | 3496 | -55.43 | -13.00 | -42.43 | -73.80 | -59.66 | 1.60 | 7.98 | H |
| | | | | | | | | | H |
| | | | | | | | | | H |
| | | | | | | | | | H |
| | | | | | | | | | H |
| | 1400 | -51.36 | -13.00 | -38.36 | -61.62 | -53.02 | 0.87 | 4.68 | V |
| | 2096 | -53.04 | -13.00 | -40.04 | -65.04 | -53.91 | 1.16 | 4.19 | V |
| | 3496 | -54.55 | -13.00 | -41.55 | -72.96 | -58.78 | 1.60 | 7.98 | V |
| | | | | | | | | | V |
| | | | | | | | | | V |
| | | | | | | | | | V |
| | | | | | | | | | V |
| Middle | 1416 | -54.75 | -13.00 | -41.75 | -64.93 | -56.50 | 0.87 | 4.78 | H |
| | 2120 | -49.65 | -13.00 | -36.65 | -62.02 | -50.59 | 1.17 | 4.26 | H |
| | 3528 | -51.76 | -13.00 | -38.76 | -70.17 | -56.03 | 1.61 | 8.03 | H |
| | | | | | | | | | H |
| | | | | | | | | | H |
| | | | | | | | | | H |
| | | | | | | | | | H |
| | 1416 | -54.01 | -13.00 | -41.01 | -64.18 | -55.76 | 0.87 | 4.78 | V |
| | 2120 | -48.47 | -13.00 | -35.47 | -60.68 | -49.41 | 1.17 | 4.26 | V |
| | 3528 | -49.74 | -13.00 | -36.74 | -67.15 | -54.01 | 1.61 | 8.03 | V |
| | | | | | | | | | V |
| | | | | | | | | | V |
| | | | | | | | | | V |
| | | | | | | | | | V |

| | | | | | | | | | |
|---|---|---|---|---|---|---|---|---|---|
| Highest | 1424 | -58.42 | -13.00 | -45.42 | -68.71 | -60.22 | 0.88 | 4.83 | H |
| | 2144 | -56.10 | -13.00 | -43.10 | -68.46 | -57.10 | 1.18 | 4.33 | H |
| | 3568 | -57.38 | -13.00 | -44.38 | -75.95 | -61.69 | 1.63 | 8.08 | H |
| | | | | | | | | | H |
| | | | | | | | | | H |
| | | | | | | | | | H |
| | | | | | | | | | H |
| | 1424 | -60.01 | -13.00 | -47.01 | -70.36 | -61.81 | 0.88 | 4.83 | V |
| | 2144 | -55.12 | -13.00 | -42.12 | -67.48 | -56.12 | 1.18 | 4.33 | V |
| | 3568 | -56.17 | -13.00 | -43.17 | -74.78 | -60.48 | 1.63 | 8.08 | V |
| | | | | | | | | | V |
| | | | | | | | | | V |
| | | | | | | | | | V |
| | | | | | | | | | V |

Remark: Spurious emissions within 30-1000MHz were found more than 20dB below limit line.

| LTE Band 12 / 5MHz / QPSK | | | | | | | | | |
|---|---|---|---|---|---|---|---|---|---|
| Channel | Frequency ( MHz ) | ERP ( dBm ) | Limit ( dBm ) | Over Limit ( dB ) | SPA Reading (dBm) | S.G. Power ( dBm ) | TX Cable loss ( dB ) | TX Antenna Gain (dBi) | Polarization (H/V) |
| Lowest | 1400 | -48.56 | -13.00 | -35.56 | -58.97 | -50.22 | 0.87 | 4.68 | H |
| | 2096 | -48.03 | -13.00 | -35.03 | -60.08 | -48.90 | 1.16 | 4.19 | H |
| | 3496 | -55.32 | -13.00 | -42.32 | -73.99 | -59.55 | 1.60 | 7.98 | H |
| | | | | | | | | | H |
| | | | | | | | | | H |
| | | | | | | | | | H |
| | | | | | | | | | H |
| | 1400 | -50.36 | -13.00 | -37.36 | -60.46 | -52.02 | 0.87 | 4.68 | V |
| | 2096 | -50.52 | -13.00 | -37.52 | -62.66 | -51.39 | 1.16 | 4.19 | V |
| | 3496 | -54.41 | -13.00 | -41.41 | -72.88 | -58.64 | 1.60 | 7.98 | V |
| | | | | | | | | | V |
| | | | | | | | | | V |
| | | | | | | | | | V |
| | | | | | | | | | V |
| Middle | 1408 | -55.17 | -13.00 | -42.17 | -65.29 | -56.88 | 0.87 | 4.73 | H |
| | 2120 | -50.61 | -13.00 | -37.61 | -63.05 | -51.55 | 1.17 | 4.26 | H |
| | 3528 | -53.01 | -13.00 | -40.01 | -71.47 | -57.28 | 1.61 | 8.03 | H |
| | | | | | | | | | H |
| | | | | | | | | | H |
| | | | | | | | | | H |
| | | | | | | | | | H |
| | 1408 | -55.05 | -13.00 | -42.05 | -65.33 | -56.76 | 0.87 | 4.73 | V |
| | 2120 | -49.45 | -13.00 | -36.45 | -61.86 | -50.39 | 1.17 | 4.26 | V |
| | 3528 | -50.80 | -13.00 | -37.80 | -69.26 | -55.07 | 1.61 | 8.03 | V |
| | | | | | | | | | V |
| | | | | | | | | | V |
| | | | | | | | | | V |
| | | | | | | | | | V |

| | | | | | | | | | |
|---|---|---|---|---|---|---|---|---|---|
| Highest | 1424 | -48.42 | -13.00 | -35.42 | -58.83 | -50.22 | 0.88 | 4.83 | H |
| | 2136 | -53.39 | -13.00 | -40.39 | -65.94 | -54.37 | 1.18 | 4.31 | H |
| | 3560 | -57.81 | -13.00 | -44.81 | -76.25 | -62.11 | 1.62 | 8.07 | H |
| | | | | | | | | | H |
| | | | | | | | | | H |
| | | | | | | | | | H |
| | | | | | | | | | H |
| | 1424 | -49.31 | -13.00 | -36.31 | -59.67 | -51.11 | 0.88 | 4.83 | V |
| | 2136 | -53.84 | -13.00 | -40.84 | -66.12 | -54.82 | 1.18 | 4.31 | V |
| | 3560 | -55.38 | -13.00 | -42.38 | -74.02 | -59.68 | 1.62 | 8.07 | V |
| | | | | | | | | | V |
| | | | | | | | | | V |
| | | | | | | | | | V |
| | | | | | | | | | V |

Remark: Spurious emissions within 30-1000MHz were found more than 20dB below limit line.

| LTE Band 12 / 10MHz / QPSK | | | | | | | | | |
|---|---|---|---|---|---|---|---|---|---|
| Channel | Frequency ( MHz ) | ERP ( dBm ) | Limit ( dBm ) | Over Limit ( dB ) | SPA Reading (dBm) | S.G. Power ( dBm ) | TX Cable loss ( dB ) | TX Antenna Gain (dBi) | Polarization (H/V) |
| Lowest | 1400 | -48.56 | -13.00 | -35.56 | -58.94 | -50.22 | 0.87 | 4.68 | H |
| | 2096 | -49.24 | -13.00 | -36.24 | -61.41 | -50.11 | 1.16 | 4.19 | H |
| | 3496 | -53.80 | -13.00 | -40.80 | -72.22 | -58.03 | 1.60 | 7.98 | H |
| | | | | | | | | | H |
| | | | | | | | | | H |
| | | | | | | | | | H |
| | | | | | | | | | H |
| | 1400 | -51.01 | -13.00 | -38.01 | -61.17 | -52.67 | 0.87 | 4.68 | V |
| | 2096 | -50.24 | -13.00 | -37.24 | -62.32 | -51.11 | 1.16 | 4.19 | V |
| | 3496 | -54.25 | -13.00 | -41.25 | -72.70 | -58.48 | 1.60 | 7.98 | V |
| | | | | | | | | | V |
| | | | | | | | | | V |
| | | | | | | | | | V |
| | | | | | | | | | V |
| Middle | 1408 | -56.16 | -13.00 | -43.16 | -66.35 | -57.87 | 0.87 | 4.73 | H |
| | 2112 | -55.19 | -13.00 | -42.19 | -67.27 | -56.11 | 1.17 | 4.24 | H |
| | 3512 | -56.76 | -13.00 | -43.76 | -75.18 | -61.02 | 1.61 | 8.01 | H |
| | | | | | | | | | H |
| | | | | | | | | | H |
| | | | | | | | | | H |
| | | | | | | | | | H |
| | 1408 | -57.51 | -13.00 | -44.51 | -67.61 | -59.22 | 0.87 | 4.73 | V |
| | 2112 | -52.43 | -13.00 | -39.43 | -64.60 | -53.35 | 1.17 | 4.24 | V |
| | 3512 | -54.69 | -13.00 | -41.69 | -73.08 | -58.95 | 1.61 | 8.01 | V |
| | | | | | | | | | V |
| | | | | | | | | | V |
| | | | | | | | | | V |
| | | | | | | | | | V |

| | | | | | | | | | |
|---|---|---|---|---|---|---|---|---|---|
| Highest | 1416 | -52.43 | -13.00 | -39.43 | -62.71 | -54.18 | 0.87 | 4.78 | H |
| | 2120 | -49.61 | -13.00 | -36.61 | -61.97 | -50.55 | 1.17 | 4.26 | H |
| | 3536 | -50.29 | -13.00 | -37.29 | -68.75 | -54.57 | 1.62 | 8.04 | H |
| | | | | | | | | | H |
| | | | | | | | | | H |
| | | | | | | | | | H |
| | | | | | | | | | H |
| | 1416 | -52.34 | -13.00 | -39.34 | -62.44 | -54.09 | 0.87 | 4.78 | V |
| | 2120 | -49.06 | -13.00 | -36.06 | -61.23 | -50.00 | 1.17 | 4.26 | V |
| | 3536 | -48.61 | -13.00 | -35.61 | -67.07 | -52.89 | 1.62 | 8.04 | V |
| | 1400 | -47.19 | -13.00 | -34.19 | -59.43 | -51.00 | 0.87 | 4.68 | H |
| | 2096 | -47.86 | -13.00 | -34.86 | -62.08 | -50.88 | 1.16 | 4.19 | H |
| | 3496 | -53.95 | -13.00 | -40.95 | -74.59 | -60.33 | 1.60 | 7.98 | H |
| | | | | | | | | | V |

Remark: Spurious emissions within 30-1000MHz were found more than 20dB below limit line.

# LTE Band 13

| LTE Band 13 / 5MHz / QPSK | | | | | | | | | |
|---|---|---|---|---|---|---|---|---|---|
| Channel | Frequency ( MHz ) | ERP ( dBm ) | Limit ( dBm ) | Over Limit ( dB ) | SPA Reading (dBm) | S.G. Power ( dBm ) | TX Cable loss ( dB ) | TX Antenna Gain (dBi) | Polarization (H/V) |
| Lowest | 1552 | -65.80 | -13 | -52.80 | -76.53 | -67.87 | 0.94 | 5.15 | H |
| | 2336 | -63.66 | -13 | -50.66 | -77.14 | -65.18 | 1.24 | 4.91 | H |
| | 3109 | -63.57 | -13 | -50.57 | 80.89 | -66.22 | 1.48 | 6.28 | H |
| | | | | | | | | | H |
| | | | | | | | | | H |
| | | | | | | | | | H |
| | | | | | | | | | H |
| | 1552 | -65.61 | -13.00 | -52.61 | -76.38 | -67.68 | 0.94 | 5.15 | V |
| | 2336 | -64.76 | -13 | -51.76 | -78.16 | -66.28 | 1.24 | 4.91 | V |
| | 3109 | -63.03 | -13 | -50.03 | -80.38 | -65.68 | 1.48 | 6.28 | V |
| | | | | | | | | | V |
| | | | | | | | | | V |
| | | | | | | | | | V |
| | | | | | | | | | V |
| Middle | 1560 | -65.62 | -42.15 | -23.47 | -76.51 | -67.66 | 0.94 | 5.13 | H |
| | 2336 | -64.01 | -13 | -51.01 | -77.55 | -65.53 | 1.24 | 4.91 | H |
| | 3120 | -63.04 | -13 | -50.04 | -80.43 | -65.73 | 1.49 | 6.33 | H |
| | | | | | | | | | H |
| | | | | | | | | | H |
| | | | | | | | | | H |
| | | | | | | | | | H |
| | 1560 | -64.46 | -42.15 | -22.31 | -75.22 | -66.50 | 0.94 | 5.13 | V |
| | 2344 | -65.04 | -13 | -52.04 | -78.55 | -66.58 | 1.24 | 4.93 | V |
| | 3120 | -62.80 | -13 | -49.80 | -80.21 | -65.49 | 1.49 | 6.33 | V |
| | | | | | | | | | V |
| | | | | | | | | | V |
| | | | | | | | | | V |
| | | | | | | | | | V |

| | | | | | | | | | |
|---|---|---|---|---|---|---|---|---|---|
| Highest | 1568 | -65.48 | -42.15 | -23.33 | -76.31 | -67.50 | 0.94 | 5.11 | H |
| | 2344 | -64.51 | -13 | -51.51 | -78.02 | -66.05 | 1.24 | 4.93 | H |
| | 3130 | -63.15 | -13 | -50.15 | -80.56 | -65.88 | 1.49 | 6.37 | H |
| | | | | | | | | | H |
| | | | | | | | | | H |
| | | | | | | | | | H |
| | | | | | | | | | H |
| | 1568 | -64.54 | -42.15 | -22.39 | -75.41 | -66.56 | 0.94 | 5.11 | V |
| | 2344 | -64.51 | -13 | -51.51 | -77.97 | -66.05 | 1.24 | 4.93 | V |
| | 3130 | -63.07 | -13 | -50.07 | -80.43 | -65.80 | 1.49 | 6.37 | V |
| | | | | | | | | | V |
| | | | | | | | | | V |
| | | | | | | | | | V |
| | | | | | | | | | V |

Remark: Spurious emissions within 30-1000MHz were found more than 20dB below limit line.

| LTE Band 13 / 10MHz / QPSK | | | | | | | | | |
|---|---|---|---|---|---|---|---|---|---|
| Channel | Frequency ( MHz ) | ERP ( dBm ) | Limit ( dBm ) | Over Limit ( dB ) | SPA Reading (dBm) | S.G. Power ( dBm ) | TX Cable loss ( dB ) | TX Antenna Gain (dBi) | Polarization (H/V) |
| Middle | 1552 | -64.36 | -13 | -51.36 | -75.2 | -66.43 | 0.94 | 5.15 | H |
| | 2336 | -62.06 | -13 | -49.06 | -75.56 | -63.58 | 1.24 | 4.91 | H |
| | 3110 | -63.47 | -13 | -50.47 | -80.77 | -66.12 | 1.48 | 6.28 | H |
| | | | | | | | | | H |
| | | | | | | | | | H |
| | | | | | | | | | H |
| | | | | | | | | | H |
| | 1552 | -64.44 | -13 | -51.44 | -75.35 | -66.51 | 0.94 | 5.15 | V |
| | 2336 | -65.56 | -13 | -52.56 | -78.95 | -67.08 | 1.24 | 4.91 | V |
| | 3110 | -63.42 | -13 | -50.42 | -80.72 | -66.07 | 1.48 | 6.28 | V |
| | | | | | | | | | V |
| | | | | | | | | | V |
| | | | | | | | | | V |
| | | | | | | | | | V |

Remark: Spurious emissions within 30-1000MHz were found more than 20dB below limit line.

# LTE Band 17

| LTE Band 17 / 5MHz / QPSK | | | | | | | | | |
|---|---|---|---|---|---|---|---|---|---|
| Channel | Frequency ( MHz ) | ERP ( dBm ) | Limit ( dBm ) | Over Limit ( dB ) | SPA Reading (dBm) | S.G. Power ( dBm ) | TX Cable loss ( dB ) | TX Antenna Gain (dBi) | Polarization (H/V) |
| Lowest | 1408 | -54.77 | -13 | -41.77 | -64.86 | -56.48 | 0.87 | 4.73 | H |
| | 2112 | -52.96 | -13 | -39.96 | -65.04 | -53.88 | 1.17 | 4.24 | H |
| | 2816 | -63.79 | -13 | -50.79 | -79.79 | -65.90 | 1.39 | 5.65 | H |
| | 3520 | -54.64 | -13 | -41.64 | -73.03 | -58.90 | 1.61 | 8.02 | H |
| | | | | | | | | | H |
| | | | | | | | | | H |
| | | | | | | | | | H |
| | 1408 | -54.91 | -13 | -41.91 | -65.00 | -56.62 | 0.87 | 4.73 | V |
| | 2112 | -53.83 | -13 | -40.83 | -65.92 | -54.75 | 1.17 | 4.24 | V |
| | 2816 | -64.01 | -13 | -51.01 | -80.02 | -66.12 | 1.39 | 5.65 | V |
| | 3520 | -55.06 | -13 | -42.06 | -73.43 | -59.32 | 1.61 | 8.02 | V |
| | | | | | | | | | V |
| | | | | | | | | | V |
| | | | | | | | | | V |
| Middle | 1416 | -48.74 | -13 | -35.74 | -58.83 | -50.49 | 0.87 | 4.78 | H |
| | 2128 | -54.64 | -13 | -41.64 | -66.82 | -55.60 | 1.17 | 4.28 | H |
| | 2830 | -63.98 | -13 | -50.98 | -80.07 | -66.10 | 1.39 | 5.66 | H |
| | 3544 | -52.81 | -13 | -39.81 | -71.22 | -57.09 | 1.62 | 8.05 | H |
| | | | | | | | | | H |
| | | | | | | | | | H |
| | | | | | | | | | H |
| | 1416 | -49.28 | -13 | -36.28 | -59.38 | -51.03 | 0.87 | 4.78 | V |
| | 2128 | -55.64 | -13 | -42.64 | -67.82 | -56.60 | 1.17 | 4.28 | V |
| | 2830 | -63.74 | -13 | -50.74 | -79.83 | -65.86 | 1.39 | 5.66 | V |
| | 3544 | -54.33 | -13 | -41.33 | -72.74 | -58.61 | 1.62 | 8.05 | V |
| | | | | | | | | | V |
| | | | | | | | | | V |
| | | | | | | | | | V |

| | | | | | | | | | |
|---|---|---|---|---|---|---|---|---|---|
| Highest | 1424 | -48.31 | -13 | -35.31 | -58.53 | -50.11 | 0.88 | 4.83 | H |
| | 2136 | -55.43 | -13 | -42.43 | -67.72 | -56.41 | 1.18 | 4.31 | H |
| | 2844 | -63.69 | -13 | -50.69 | -79.78 | -65.82 | 1.40 | 5.68 | H |
| | 3560 | -57.34 | -13 | -44.34 | -75.77 | -61.64 | 1.62 | 8.07 | H |
| | | | | | | | | | H |
| | | | | | | | | | H |
| | | | | | | | | | H |
| | 1424 | -48.63 | -13 | -35.63 | -58.85 | -50.43 | 0.88 | 4.83 | V |
| | 2136 | -55.07 | -13 | -42.07 | -67.35 | -56.05 | 1.18 | 4.31 | V |
| | 2844 | -63.84 | -13 | -50.84 | -79.92 | -65.97 | 1.40 | 5.68 | V |
| | 3560 | -58.09 | -13 | -45.09 | -76.52 | -62.39 | 1.62 | 8.07 | V |
| | | | | | | | | | V |
| | | | | | | | | | V |
| | | | | | | | | | V |

Remark: Spurious emissions within 30-1000MHz were found more than 20dB below limit line.

| LTE Band 17 / 10MHz / QPSK | | | | | | | | | |
|---|---|---|---|---|---|---|---|---|---|
| Channel | Frequency ( MHz ) | ERP ( dBm ) | Limit ( dBm ) | Over Limit ( dB ) | SPA Reading (dBm) | S.G. Power ( dBm ) | TX Cable loss ( dB ) | TX Antenna Gain (dBi) | Polarization (H/V) |
| Lowest | 1408 | -53.00 | -13 | -40.00 | -63.09 | -54.71 | 0.87 | 4.73 | H |
| | 2112 | -54.13 | -13 | -41.13 | -66.23 | -55.05 | 1.17 | 4.24 | H |
| | 2816 | -63.92 | -13 | -50.92 | -79.90 | -66.03 | 1.39 | 5.65 | H |
| | 3520 | -52.59 | -13 | -39.59 | -70.96 | -56.85 | 1.61 | 8.02 | H |
| | | | | | | | | | H |
| | | | | | | | | | H |
| | | | | | | | | | H |
| | 1408 | -53.49 | -13 | -40.49 | -63.58 | -55.20 | 0.87 | 4.73 | V |
| | 2112 | -53.28 | -13 | -40.28 | -65.36 | -54.20 | 1.17 | 4.24 | V |
| | 2816 | -63.81 | -13 | -50.81 | -79.82 | -65.92 | 1.39 | 5.65 | V |
| | 3520 | -54.15 | -13 | -41.15 | -71.54 | -58.41 | 1.61 | 8.02 | V |
| | | | | | | | | | V |
| | | | | | | | | | V |
| | | | | | | | | | V |
| Middle | 1408 | -52.00 | -13 | -39.00 | -62.09 | -53.71 | 0.87 | 4.73 | H |
| | 2120 | -52.37 | -13 | -39.37 | -64.55 | -53.31 | 1.17 | 4.26 | H |
| | 2820 | -63.77 | -13 | -50.77 | -79.75 | -65.88 | 1.39 | 5.66 | H |
| | 3528 | -52.45 | -13 | -39.45 | -70.84 | -56.72 | 1.61 | 8.03 | H |
| | | | | | | | | | H |
| | | | | | | | | | H |
| | | | | | | | | | H |
| | 1408 | -52.61 | -13 | -39.61 | -62.71 | -54.32 | 0.87 | 4.73 | V |
| | 2120 | -52.44 | -13 | -39.44 | -64.64 | -53.38 | 1.17 | 4.26 | V |
| | 2820 | -63.85 | -13 | -50.85 | -79.86 | -65.96 | 1.39 | 5.66 | V |
| | 3528 | -53.06 | -13 | -40.06 | -71.44 | -57.33 | 1.61 | 8.03 | V |
| | | | | | | | | | V |
| | | | | | | | | | V |
| | | | | | | | | | V |

| | | | | | | | | | |
|---|---|---|---|---|---|---|---|---|---|
| Highest | 1416 | -50.05 | -13 | -37.05 | -60.17 | -51.80 | 0.87 | 4.78 | H |
| | 2120 | -52.66 | -13 | -39.66 | -64.84 | -53.60 | 1.17 | 4.26 | H |
| | 2824 | -63.80 | -13 | -50.80 | -79.80 | -65.92 | 1.39 | 5.66 | H |
| | 3536 | -51.06 | -13 | -38.06 | -69.47 | -55.34 | 1.62 | 8.04 | H |
| | | | | | | | | | H |
| | | | | | | | | | H |
| | | | | | | | | | H |
| | 1416 | -50.47 | -13 | -37.47 | -60.58 | -52.22 | 0.87 | 4.78 | V |
| | 2120 | -52.27 | -13 | -39.27 | -64.46 | -53.21 | 1.17 | 4.26 | V |
| | 2824 | -64.00 | -13 | -51.00 | -79.99 | -66.12 | 1.39 | 5.66 | V |
| | 3536 | -51.63 | -13 | -38.63 | -70.01 | -55.91 | 1.62 | 8.04 | V |
| | | | | | | | | | V |
| | | | | | | | | | V |
| | | | | | | | | | V |

Remark: Spurious emissions within 30-1000MHz were found more than 20dB below limit line.

# LTE Band 26

| LTE Band 26 / 1.4MHz / QPSK | | | | | | | | | |
|---|---|---|---|---|---|---|---|---|---|
| Channel | Frequency ( MHz ) | EIRP ( dBm ) | Limit ( dBm ) | Over Limit ( dB ) | SPA Reading (dBm) | S.G. Power ( dBm ) | TX Cable loss ( dB ) | TX Antenna Gain (dBi) | Polarization (H/V) |
| Lowest | 1632 | -63.59 | -13 | -50.59 | -74.44 | -65.4 | 0.97 | 4.93 | H |
| | 2440 | -60.17 | -13 | -47.17 | -74.1 | -61.97 | 1.27 | 5.22 | H |
| | 3256 | -59.07 | -13 | -46.07 | -76.75 | -62.32 | 1.53 | 6.93 | H |
| | | | | | | | | | H |
| | | | | | | | | | H |
| | | | | | | | | | H |
| | | | | | | | | | H |
| | 1632 | -58.70 | -13 | -45.70 | -69.54 | -60.51 | 0.97 | 4.93 | V |
| | 2440 | -59.08 | -13 | -46.08 | -73.01 | -60.88 | 1.27 | 5.22 | V |
| | 3256 | -56.82 | -13 | -43.82 | -74.51 | -60.07 | 1.53 | 6.93 | V |
| | | | | | | | | | V |
| | | | | | | | | | V |
| | | | | | | | | | V |
| | | | | | | | | | V |
| Middle | 1664 | -60.79 | -13 | -47.79 | -71.7 | -62.5 | 0.98 | 4.84 | H |
| | 2496 | -57.68 | -13 | -44.68 | -71.88 | -59.63 | 1.29 | 5.39 | H |
| | 3328 | -60.55 | -13 | -47.55 | -78.45 | -64.09 | 1.55 | 7.24 | H |
| | | | | | | | | | H |
| | | | | | | | | | H |
| | | | | | | | | | H |
| | | | | | | | | | H |
| | 1664 | -59.94 | -13 | -46.94 | -70.83 | -61.65 | 0.98 | 4.84 | V |
| | 2496 | -55.05 | -13 | -42.05 | -69.25 | -57 | 1.29 | 5.39 | V |
| | 3328 | -58.93 | -13 | -45.93 | -76.81 | -62.47 | 1.55 | 7.24 | V |
| | | | | | | | | | V |
| | | | | | | | | | V |
| | | | | | | | | | V |
| | | | | | | | | | V |

| | | | | | | | | | |
|---|---|---|---|---|---|---|---|---|---|
| Highest | 1696 | -62.65 | -13 | -49.65 | -73.65 | -64.25 | 1.00 | 4.75 | H |
| | 2544 | -59.63 | -13 | -46.63 | -74.13 | -61.61 | 1.30 | 5.44 | H |
| | 3392 | -61.20 | -13 | -48.20 | -79.25 | -65 | 1.57 | 7.52 | H |
| | | | | | | | | | H |
| | | | | | | | | | H |
| | | | | | | | | | H |
| | | | | | | | | | H |
| | 1696 | -61.42 | -13 | -48.42 | -72.41 | -63.02 | 1.00 | 4.75 | V |
| | 2544 | -61.73 | -13 | -48.73 | -76.22 | -63.71 | 1.30 | 5.44 | V |
| | 3392 | -61.25 | -13 | -48.25 | -79.3 | -65.05 | 1.57 | 7.52 | V |
| | | | | | | | | | V |
| | | | | | | | | | V |
| | | | | | | | | | V |
| | | | | | | | | | V |

Remark: Spurious emissions within 30-1000MHz were found more than 20dB below limit line.

| LTE Band 26 / 3MHz / QPSK | | | | | | | | | |
|---|---|---|---|---|---|---|---|---|---|
| Channel | Frequency ( MHz ) | EIRP ( dBm ) | Limit ( dBm ) | Over Limit ( dB ) | SPA Reading (dBm) | S.G. Power ( dBm ) | TX Cable loss ( dB ) | TX Antenna Gain (dBi) | Polarization (H/V) |
| Lowest | 1632 | -62.68 | -13 | -49.68 | -73.57 | -64.49 | 0.97 | 4.93 | H |
| | 2440 | -60.08 | -13 | -47.08 | -74.02 | -61.88 | 1.27 | 5.22 | H |
| | 3256 | -58.57 | -13 | -45.57 | -76.27 | -61.82 | 1.53 | 6.93 | H |
| | | | | | | | | | H |
| | | | | | | | | | H |
| | | | | | | | | | H |
| | | | | | | | | | H |
| | 1632 | -58.29 | -13 | -45.29 | -69.13 | -60.1 | 0.97 | 4.93 | V |
| | 2440 | -59.14 | -13 | -46.14 | -73.11 | -60.94 | 1.27 | 5.22 | V |
| | 3256 | -57.21 | -13 | -44.21 | -74.89 | -60.46 | 1.53 | 6.93 | V |
| | | | | | | | | | V |
| | | | | | | | | | V |
| | | | | | | | | | V |
| | | | | | | | | | V |
| Middle | 1664 | -61.70 | -13 | -48.70 | -72.62 | -63.41 | 0.98 | 4.84 | H |
| | 2488 | -58.72 | -13 | -45.72 | -72.91 | -60.65 | 1.29 | 5.36 | H |
| | 3320 | -59.63 | -13 | -46.63 | -77.48 | -63.14 | 1.55 | 7.21 | H |
| | | | | | | | | | H |
| | | | | | | | | | H |
| | | | | | | | | | H |
| | | | | | | | | | H |
| | 1664 | -61.97 | -13 | -48.97 | -72.87 | -63.68 | 0.98 | 4.84 | V |
| | 2488 | -58.07 | -13 | -45.07 | -72.26 | -60 | 1.29 | 5.36 | V |
| | 3320 | -57.99 | -13 | -44.99 | -75.82 | -61.5 | 1.55 | 7.21 | V |
| | | | | | | | | | V |
| | | | | | | | | | V |
| | | | | | | | | | V |
| | | | | | | | | | V |

| | | | | | | | | | |
|---|---|---|---|---|---|---|---|---|---|
| Highest | 1696 | -61.32 | -13 | -48.32 | -72.3 | -62.92 | 1.00 | 4.75 | H |
| | 2536 | -60.15 | -13 | -47.15 | -74.53 | -62.13 | 1.30 | 5.43 | H |
| | 3392 | -61.70 | -13 | -48.70 | -79.76 | -65.5 | 1.57 | 7.52 | H |
| | | | | | | | | | H |
| | | | | | | | | | H |
| | | | | | | | | | H |
| | | | | | | | | | H |
| | 1696 | -61.05 | -13 | -48.05 | -72.02 | -62.65 | 1.00 | 4.75 | V |
| | 2536 | -56.24 | -13 | -43.24 | -70.63 | -58.22 | 1.30 | 5.43 | V |
| | 3392 | -61.40 | -13 | -48.40 | -79.47 | -65.2 | 1.57 | 7.52 | V |
| | | | | | | | | | V |
| | | | | | | | | | V |
| | | | | | | | | | V |
| | | | | | | | | | V |

Remark: Spurious emissions within 30-1000MHz were found more than 20dB below limit line.

| LTE Band 26 / 5MHz / QPSK | | | | | | | | | |
|---|---|---|---|---|---|---|---|---|---|
| Channel | Frequency ( MHz ) | EIRP ( dBm ) | Limit ( dBm ) | Over Limit ( dB ) | SPA Reading (dBm) | S.G. Power ( dBm ) | TX Cable loss ( dB ) | TX Antenna Gain (dBi) | Polarization (H/V) |
| Lowest | 1632 | -61.80 | -13 | -48.80 | -72.65 | -63.61 | 0.97 | 4.93 | H |
| | 2440 | -59.24 | -13 | -46.24 | -73.19 | -61.04 | 1.27 | 5.22 | H |
| | 3256 | -58.71 | -13 | -45.71 | -76.41 | -61.96 | 1.53 | 6.93 | H |
| | | | | | | | | | H |
| | | | | | | | | | H |
| | | | | | | | | | H |
| | | | | | | | | | H |
| | 1632 | -57.09 | -13 | -44.09 | -67.92 | -58.9 | 0.97 | 4.93 | V |
| | 2440 | -58.04 | -13 | -45.04 | -71.97 | -59.84 | 1.27 | 5.22 | V |
| | 3256 | -57.20 | -13 | -44.20 | -74.88 | -60.45 | 1.53 | 6.93 | V |
| | | | | | | | | | V |
| | | | | | | | | | V |
| | | | | | | | | | V |
| | | | | | | | | | V |
| Middle | 1656 | -63.01 | -13 | -50.01 | -73.94 | -64.74 | 0.98 | 4.86 | H |
| | 2488 | -59.39 | -13 | -46.39 | -73.59 | -61.32 | 1.29 | 5.36 | H |
| | 3320 | -60.10 | -13 | -47.10 | -77.98 | -63.61 | 1.55 | 7.21 | H |
| | | | | | | | | | H |
| | | | | | | | | | H |
| | | | | | | | | | H |
| | | | | | | | | | H |
| | 1656 | -61.05 | -13 | -48.05 | -71.95 | -62.78 | 0.98 | 4.86 | V |
| | 2488 | -58.57 | -13 | -45.57 | -72.76 | -60.5 | 1.29 | 5.36 | V |
| | 3320 | -58.49 | -13 | -45.49 | -76.32 | -62 | 1.55 | 7.21 | V |
| | | | | | | | | | V |
| | | | | | | | | | V |
| | | | | | | | | | V |
| | | | | | | | | | V |

| | | | | | | | | | |
|---|---|---|---|---|---|---|---|---|---|
| Highest | 1688 | -62.02 | -13 | -49.02 | -72.96 | -63.65 | 1.00 | 4.77 | H |
| | 2536 | -57.42 | -13 | -44.42 | -71.81 | -59.4 | 1.30 | 5.43 | H |
| | 3376 | -61.33 | -13 | -48.33 | -79.36 | -65.07 | 1.57 | 7.45 | H |
| | | | | | | | | | H |
| | | | | | | | | | H |
| | | | | | | | | | H |
| | | | | | | | | | H |
| | 1688 | -62.21 | -13 | -49.21 | -73.14 | -63.84 | 1.00 | 4.77 | V |
| | 2536 | -54.55 | -13 | -41.55 | -68.93 | -56.53 | 1.30 | 5.43 | V |
| | 3376 | -60.96 | -13 | -47.96 | -78.99 | -64.7 | 1.57 | 7.45 | V |
| | | | | | | | | | V |
| | | | | | | | | | V |
| | | | | | | | | | V |
| | | | | | | | | | V |

Remark: Spurious emissions within 30-1000MHz were found more than 20dB below limit line.

| LTE Band 26 / 10MHz / QPSK | | | | | | | | | |
|---|---|---|---|---|---|---|---|---|---|
| Channel | Frequency ( MHz ) | EIRP ( dBm ) | Limit ( dBm ) | Over Limit ( dB ) | SPA Reading (dBm) | S.G. Power ( dBm ) | TX Cable loss ( dB ) | TX Antenna Gain (dBi) | Polarization (H/V) |
| Lowest | 1632 | -60.87 | -13 | -47.87 | -71.74 | -62.68 | 0.97 | 4.93 | H |
| | 2448 | -54.55 | -13 | -41.55 | -68.49 | -56.37 | 1.27 | 5.24 | H |
| | 3256 | -59.28 | -13 | -46.28 | -76.97 | -62.53 | 1.53 | 6.93 | H |
| | | | | | | | | | H |
| | | | | | | | | | H |
| | | | | | | | | | H |
| | | | | | | | | | H |
| | 1632 | -55.90 | -13 | -42.90 | -66.74 | -57.71 | 0.97 | 4.93 | V |
| | 2448 | -50.11 | -13 | -37.11 | -64.07 | -51.93 | 1.27 | 5.24 | V |
| | 3256 | -57.40 | -13 | -44.40 | -75.1 | -60.65 | 1.53 | 6.93 | V |
| | | | | | | | | | V |
| | | | | | | | | | V |
| | | | | | | | | | V |
| | | | | | | | | | V |
| Middle | 1656 | -61.41 | -13 | -48.41 | -72.32 | -63.14 | 0.98 | 4.86 | H |
| | 2480 | -52.02 | -13 | -39.02 | -66.13 | -53.93 | 1.28 | 5.34 | H |
| | 3312 | -59.92 | -13 | -46.92 | -77.75 | -63.4 | 1.55 | 7.17 | H |
| | | | | | | | | | H |
| | | | | | | | | | H |
| | | | | | | | | | H |
| | | | | | | | | | H |
| | 1656 | -60.41 | -13 | -47.41 | -71.33 | -62.14 | 0.98 | 4.86 | V |
| | 2480 | -50.14 | -13 | -37.14 | -64.26 | -52.05 | 1.28 | 5.34 | V |
| | 3312 | -57.32 | -13 | -44.32 | -75.15 | -60.8 | 1.55 | 7.17 | V |
| | | | | | | | | | V |
| | | | | | | | | | V |
| | | | | | | | | | V |
| | | | | | | | | | V |

| | | | | | | | | | |
|---|---|---|---|---|---|---|---|---|---|
| Highest | 1680 | -62.55 | -13 | -49.55 | -73.47 | -64.2 | 0.99 | 4.80 | H |
| | 2520 | -51.66 | -13 | -38.66 | -65.95 | -53.63 | 1.30 | 5.42 | H |
| | 3360 | -61.38 | -13 | -48.38 | -79.36 | -65.05 | 1.56 | 7.38 | H |
| | | | | | | | | | H |
| | | | | | | | | | H |
| | | | | | | | | | H |
| | | | | | | | | | H |
| | 1680 | -60.85 | -13 | -47.85 | -71.77 | -62.5 | 0.99 | 4.80 | V |
| | 2520 | -51.09 | -13 | -38.09 | -65.4 | -53.06 | 1.30 | 5.42 | V |
| | 3360 | -61.41 | -13 | -48.41 | -79.37 | -65.08 | 1.56 | 7.38 | V |
| | | | | | | | | | V |
| | | | | | | | | | V |
| | | | | | | | | | V |
| | | | | | | | | | V |

Remark: Spurious emissions within 30-1000MHz were found more than 20dB below limit line.

| LTE Band 26 / 15MHz / QPSK | | | | | | | | | |
|---|---|---|---|---|---|---|---|---|---|
| Channel | Frequency ( MHz ) | EIRP ( dBm ) | Limit ( dBm ) | Over Limit ( dB ) | SPA Reading (dBm) | S.G. Power ( dBm ) | TX Cable loss ( dB ) | TX Antenna Gain (dBi) | Polarization (H/V) |
| Lowest | 1632 | -62.64 | -13 | -49.64 | -73.49 | -64.45 | 0.97 | 4.93 | H |
| | 2448 | -60.08 | -13 | -47.08 | -74.01 | -61.9 | 1.27 | 5.24 | H |
| | 3256 | -58.86 | -13 | -45.86 | -76.56 | -62.11 | 1.53 | 6.93 | H |
| | | | | | | | | | H |
| | | | | | | | | | H |
| | | | | | | | | | H |
| | | | | | | | | | H |
| | 1632 | -56.85 | -13 | -43.85 | -67.71 | -58.66 | 0.97 | 4.93 | V |
| | 2448 | -59.90 | -13 | -46.90 | -73.84 | -61.72 | 1.27 | 5.24 | V |
| | 3256 | -57.58 | -13 | -44.58 | -75.26 | -60.83 | 1.53 | 6.93 | V |
| | | | | | | | | | V |
| | | | | | | | | | V |
| | | | | | | | | | V |
| | | | | | | | | | V |
| Middle | 1648 | -62.82 | -13 | -49.82 | -73.77 | -64.58 | 0.98 | 4.89 | H |
| | 2472 | -55.17 | -13 | -42.17 | -69.23 | -57.05 | 1.28 | 5.32 | H |
| | 3296 | -61.61 | -13 | -48.61 | -79.19 | -65.02 | 1.54 | 7.10 | H |
| | | | | | | | | | H |
| | | | | | | | | | H |
| | | | | | | | | | H |
| | | | | | | | | | H |
| | 1648 | -62.14 | -13 | -49.14 | -73.08 | -63.9 | 0.98 | 4.89 | V |
| | 2472 | -54.05 | -13 | -41.05 | -68.07 | -55.93 | 1.28 | 5.32 | V |
| | 3296 | -59.62 | -13 | -46.62 | -77.21 | -63.03 | 1.54 | 7.10 | V |
| | | | | | | | | | V |
| | | | | | | | | | V |
| | | | | | | | | | V |
| | | | | | | | | | V |

| | | | | | | | | | |
|---|---|---|---|---|---|---|---|---|---|
| Highest | 1672 | -60.92 | -13 | -47.92 | -71.85 | -62.6 | 0.99 | 4.82 | H |
| | 2504 | -59.28 | -13 | -46.28 | -73.51 | -61.24 | 1.29 | 5.40 | H |
| | 3336 | -61.47 | -13 | -48.47 | -79.39 | -65.05 | 1.55 | 7.28 | H |
| | | | | | | | | | H |
| | | | | | | | | | H |
| | | | | | | | | | H |
| | | | | | | | | | H |
| | 1672 | -60.15 | -13 | -47.15 | -71.08 | -61.83 | 0.99 | 4.82 | V |
| | 2504 | -57.80 | -13 | -44.80 | -72.01 | -59.76 | 1.29 | 5.40 | V |
| | 3336 | -60.53 | -13 | -47.53 | -78.41 | -64.11 | 1.55 | 7.28 | V |
| | | | | | | | | | V |
| | | | | | | | | | V |
| | | | | | | | | | V |
| | | | | | | | | | V |

Remark: Spurious emissions within 30-1000MHz were found more than 20dB below limit line.

# LTE Band 41

| LTE Band 41 / 5MHz / QPSK | | | | | | | | | |
|---|---|---|---|---|---|---|---|---|---|
| Channel | Frequency ( MHz ) | EIRP ( dBm ) | Limit ( dBm ) | Over Limit ( dB ) | SPA Reading (dBm) | S.G. Power ( dBm ) | TX Cable loss ( dB ) | TX Antenna Gain (dBi) | Polarization (H/V) |
| Lowest | 4992 | -53.30 | -25 | -28.30 | -78.42 | -60.65 | 2.33 | 9.68 | H |
| | 7488 | -33.12 | -25 | -8.12 | -66.42 | -42.46 | 2.43 | 11.78 | H |
| | 9984 | -41.35 | -25 | -16.35 | -80.98 | -50.87 | 2.69 | 12.21 | H |
| | | | | | | | | | H |
| | | | | | | | | | H |
| | | | | | | | | | H |
| | | | | | | | | | H |
| | 4992 | -52.33 | -25 | -27.33 | -77.63 | -59.68 | 2.33 | 9.68 | V |
| | 7488 | -41.40 | -25 | -16.40 | -74.71 | -50.74 | 2.43 | 11.78 | V |
| | 9984 | -40.89 | -25 | -15.89 | -80.52 | -50.41 | 2.69 | 12.21 | V |
| | | | | | | | | | V |
| | | | | | | | | | V |
| | | | | | | | | | V |
| | | | | | | | | | V |
| Middle | 5184 | -53.43 | -25 | -28.43 | -79.13 | -60.69 | 2.44 | 9.70 | H |
| | 7771 | -32.40 | -25 | -7.40 | -67.15 | -42.02 | 2.34 | 11.96 | H |
| | 10368 | -39.87 | -25 | -14.87 | -80.75 | -49.52 | 2.69 | 12.35 | H |
| | | | | | | | | | H |
| | | | | | | | | | H |
| | | | | | | | | | H |
| | | | | | | | | | H |
| | 5184 | -54.10 | -25 | -29.10 | -79.72 | -61.36 | 2.44 | 9.70 | V |
| | 7771 | -39.83 | -25 | -14.83 | -73.59 | -49.45 | 2.34 | 11.96 | V |
| | 10368 | -39.70 | -25 | -14.70 | -80.62 | -49.35 | 2.69 | 12.35 | V |
| | | | | | | | | | V |
| | | | | | | | | | V |
| | | | | | | | | | V |
| | | | | | | | | | V |

| | | | | | | | | | |
|---|---|---|---|---|---|---|---|---|---|
| Highest | 5370 | -48.80 | -25 | -23.80 | -74.91 | -55.95 | 2.55 | 9.70 | H |
| | 8052 | -28.20 | -25 | -3.20 | -62.41 | -38.06 | 2.28 | 12.14 | H |
| | 10740 | -39.10 | -25 | -14.10 | -80.72 | -48.86 | 2.69 | 12.45 | H |
| | | | | | | | | | H |
| | | | | | | | | | H |
| | | | | | | | | | H |
| | | | | | | | | | H |
| | 5370 | -53.90 | -25 | -28.90 | -80.1 | -61.05 | 2.55 | 9.70 | V |
| | 8052 | -33.78 | -25 | -8.78 | -68.16 | -43.64 | 2.28 | 12.14 | V |
| | 10740 | -38.81 | -25 | -13.81 | -80.61 | -48.57 | 2.69 | 12.45 | V |
| | | | | | | | | | V |
| | | | | | | | | | V |
| | | | | | | | | | V |
| | | | | | | | | | V |

Remark: Spurious emissions within 30-1000MHz were found more than 20dB below limit line.

| LTE Band 41 / 10MHz / QPSK | | | | | | | | | |
|---|---|---|---|---|---|---|---|---|---|
| Channel | Frequency ( MHz ) | EIRP ( dBm ) | Limit ( dBm ) | Over Limit ( dB ) | SPA Reading (dBm) | S.G. Power ( dBm ) | TX Cable loss ( dB ) | TX Antenna Gain (dBi) | Polarization (H/V) |
| Lowest | 4993 | -52.30 | -25 | -27.30 | -77.49 | -59.65 | 2.33 | 9.69 | H |
| | 7488 | -31.96 | -25 | -6.96 | -65.36 | -41.3 | 2.43 | 11.78 | H |
| | 9986 | -41.81 | -25 | -16.81 | -81.56 | -51.32 | 2.69 | 12.21 | H |
| | | | | | | | | | H |
| | | | | | | | | | H |
| | | | | | | | | | H |
| | | | | | | | | | H |
| | 4993 | -51.30 | -25 | -26.30 | -76.49 | -58.65 | 2.33 | 9.69 | V |
| | 7488 | -40.95 | -25 | -15.95 | -74.35 | -50.29 | 2.43 | 11.78 | V |
| | 9986 | -41.55 | -25 | -16.55 | -81.3 | -51.06 | 2.69 | 12.21 | V |
| | | | | | | | | | V |
| | | | | | | | | | V |
| | | | | | | | | | V |
| | | | | | | | | | V |
| Middle | 5177 | -53.13 | -25 | -28.13 | -78.79 | -60.39 | 2.44 | 9.70 | H |
| | 7764 | -31.91 | -25 | -6.91 | -65.71 | -41.52 | 2.34 | 11.96 | H |
| | 10356 | -39.52 | -25 | -14.52 | -80.38 | -49.17 | 2.69 | 12.34 | H |
| | | | | | | | | | H |
| | | | | | | | | | H |
| | | | | | | | | | H |
| | | | | | | | | | H |
| | 5177 | -53.26 | -25 | -28.26 | -78.92 | -60.52 | 2.44 | 9.70 | V |
| | 7764 | -38.81 | -25 | -13.81 | -72.61 | -48.42 | 2.34 | 11.96 | V |
| | 10356 | -39.67 | -25 | -14.67 | -80.53 | -49.32 | 2.69 | 12.34 | V |
| | | | | | | | | | V |
| | | | | | | | | | V |
| | | | | | | | | | V |
| | | | | | | | | | V |

| | | | | | | | | | |
|---|---|---|---|---|---|---|---|---|---|
| Highest | 5364 | -48.93 | -25 | -23.93 | -75.06 | -56.08 | 2.55 | 9.70 | H |
| | 8040 | -28.97 | -25 | -3.97 | -63.14 | -38.83 | 2.28 | 12.13 | H |
| | 10722 | -38.91 | -25 | -13.91 | -80.53 | -48.66 | 2.69 | 12.44 | H |
| | | | | | | | | | H |
| | | | | | | | | | H |
| | | | | | | | | | H |
| | | | | | | | | | H |
| | 5364 | -53.38 | -25 | -28.38 | -79.51 | -60.53 | 2.55 | 9.70 | V |
| | 8040 | -33.05 | -25 | -8.05 | -67.22 | -42.91 | 2.28 | 12.13 | V |
| | 10722 | -38.80 | -25 | -13.80 | -80.42 | -48.55 | 2.69 | 12.44 | V |
| | | | | | | | | | V |
| | | | | | | | | | V |
| | | | | | | | | | V |
| | | | | | | | | | V |

Remark: Spurious emissions within 30-1000MHz were found more than 20dB below limit line.

| LTE Band 41 / 15MHz / QPSK | | | | | | | | | |
|---|---|---|---|---|---|---|---|---|---|
| Channel | Frequency ( MHz ) | EIRP ( dBm ) | Limit ( dBm ) | Over Limit ( dB ) | SPA Reading (dBm) | S.G. Power ( dBm ) | TX Cable loss ( dB ) | TX Antenna Gain (dBi) | Polarization (H/V) |
| Lowest | 4992 | -50.49 | -25 | -25.49 | -75.68 | -57.84 | 2.33 | 9.68 | H |
| | 7488 | -32.19 | -25 | -7.19 | -65.59 | -41.53 | 2.43 | 11.78 | H |
| | 9986 | -41.59 | -25 | -16.59 | -81.34 | -51.1 | 2.69 | 12.21 | H |
| | | | | | | | | | H |
| | | | | | | | | | H |
| | | | | | | | | | H |
| | | | | | | | | | H |
| | 4992 | -49.12 | -25 | -24.12 | -74.31 | -56.47 | 2.33 | 9.68 | V |
| | 7488 | -40.04 | -25 | -15.04 | -73.44 | -49.38 | 2.43 | 11.78 | V |
| | 9986 | -41.50 | -25 | -16.50 | -81.25 | -51.01 | 2.69 | 12.21 | V |
| | | | | | | | | | V |
| | | | | | | | | | V |
| | | | | | | | | | V |
| | | | | | | | | | V |
| Middle | 5172 | -49.56 | -25 | -24.56 | -75.18 | -56.82 | 2.44 | 9.70 | H |
| | 7764 | -34.95 | -25 | -9.95 | -68.75 | -44.56 | 2.34 | 11.96 | H |
| | 10344 | -39.72 | -25 | -14.72 | -80.6 | -49.36 | 2.69 | 12.34 | H |
| | | | | | | | | | H |
| | | | | | | | | | H |
| | | | | | | | | | H |
| | | | | | | | | | H |
| | 5172 | -51.32 | -25 | -26.32 | -76.94 | -58.58 | 2.44 | 9.70 | V |
| | 7764 | -38.82 | -25 | -13.82 | -72.62 | -48.43 | 2.34 | 11.96 | V |
| | 10344 | -39.43 | -25 | -14.43 | -80.31 | -49.07 | 2.69 | 12.34 | V |
| | | | | | | | | | V |
| | | | | | | | | | V |
| | | | | | | | | | V |
| | | | | | | | | | V |

| | | | | | | | | | |
|---|---|---|---|---|---|---|---|---|---|
| Highest | 5352 | -49.22 | -25 | -24.22 | -75.31 | -56.38 | 2.54 | 9.70 | H |
| | 8028 | -30.56 | -25 | -5.56 | -64.72 | -40.41 | 2.27 | 12.12 | H |
| | 10704 | -39.08 | -25 | -14.08 | -80.67 | -48.83 | 2.69 | 12.44 | H |
| | | | | | | | | | H |
| | | | | | | | | | H |
| | | | | | | | | | H |
| | | | | | | | | | H |
| | 5352 | -52.88 | -25 | -27.88 | -78.97 | -60.04 | 2.54 | 9.70 | V |
| | 8028 | -31.85 | -25 | -6.85 | -66.01 | -41.7 | 2.27 | 12.12 | V |
| | 10704 | -38.64 | -25 | -13.64 | -80.23 | -48.39 | 2.69 | 12.44 | V |
| | | | | | | | | | V |
| | | | | | | | | | V |
| | | | | | | | | | V |
| | | | | | | | | | V |

Remark: Spurious emissions within 30-1000MHz were found more than 20dB below limit line.

| LTE Band 41 / 20MHz / QPSK | | | | | | | | | |
|---|---|---|---|---|---|---|---|---|---|
| Channel | Frequency ( MHz ) | EIRP ( dBm ) | Limit ( dBm ) | Over Limit ( dB ) | SPA Reading (dBm) | S.G. Power ( dBm ) | TX Cable loss ( dB ) | TX Antenna Gain (dBi) | Polarization (H/V) |
| Lowest | 4992 | -51.70 | -25 | -26.70 | -76.89 | -59.05 | 2.33 | 9.68 | H |
| | 7488 | -32.00 | -25 | -7.00 | -65.4 | -41.34 | 2.43 | 11.78 | H |
| | 9988 | -41.39 | -25 | -16.39 | -81.14 | -50.9 | 2.69 | 12.21 | H |
| | | | | | | | | | H |
| | | | | | | | | | H |
| | | | | | | | | | H |
| | | | | | | | | | H |
| | 4992 | -50.58 | -25 | -25.58 | -75.77 | -57.93 | 2.33 | 9.68 | V |
| | 7488 | -38.98 | -25 | -13.98 | -72.38 | -48.32 | 2.43 | 11.78 | V |
| | 9988 | -41.30 | -25 | -16.30 | -81.5 | -50.81 | 2.69 | 12.21 | V |
| | | | | | | | | | V |
| | | | | | | | | | V |
| | | | | | | | | | V |
| | | | | | | | | | V |
| Middle | 5172 | -52.64 | -25 | -27.64 | -78.26 | -59.9 | 2.44 | 9.70 | H |
| | 7752 | -33.37 | -25 | -8.37 | -67.14 | -42.97 | 2.35 | 11.95 | H |
| | 10336 | -39.85 | -25 | -14.85 | -80.67 | -49.49 | 2.69 | 12.33 | H |
| | | | | | | | | | H |
| | | | | | | | | | H |
| | | | | | | | | | H |
| | | | | | | | | | H |
| | 5172 | -53.22 | -25 | -28.22 | -78.84 | -60.48 | 2.44 | 9.70 | V |
| | 7752 | -38.71 | -25 | -13.71 | -72.48 | -48.31 | 2.35 | 11.95 | V |
| | 10336 | -39.64 | -25 | -14.64 | -80.46 | -49.28 | 2.69 | 12.33 | V |
| | | | | | | | | | V |
| | | | | | | | | | V |
| | | | | | | | | | V |
| | | | | | | | | | V |

| | | | | | | | | | |
|---|---|---|---|---|---|---|---|---|---|
| Highest | 5340 | -51.62 | -25 | -26.62 | -77.67 | -58.79 | 2.53 | 9.70 | H |
| | 8016 | -30.49 | -25 | -5.49 | -64.64 | -40.33 | 2.27 | 12.11 | H |
| | 10680 | -39.13 | -25 | -14.13 | -80.67 | -48.88 | 2.69 | 12.44 | H |
| | | | | | | | | | H |
| | | | | | | | | | H |
| | | | | | | | | | H |
| | | | | | | | | | H |
| | 5340 | -54.10 | -25 | -29.10 | -80.15 | -61.27 | 2.53 | 9.70 | V |
| | 8016 | -35.33 | -25 | -10.33 | -69.48 | -45.17 | 2.27 | 12.11 | V |
| | 10680 | -38.91 | -25 | -13.91 | -80.45 | -48.66 | 2.69 | 12.44 | V |
| | | | | | | | | | V |
| | | | | | | | | | V |
| | | | | | | | | | V |
| | | | | | | | | | V |

Remark: Spurious emissions within 30-1000MHz were found more than 20dB below limit line.