CDMA BC0 (RC1 SO55)	CDMA BC1 (RC1 SO55)
Lowest Channel	**Lowest Channel**
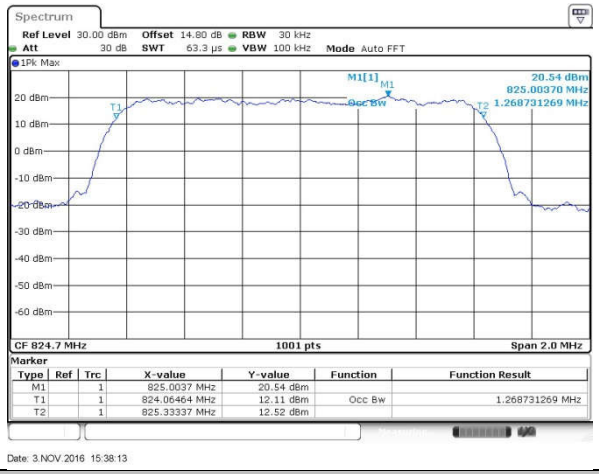	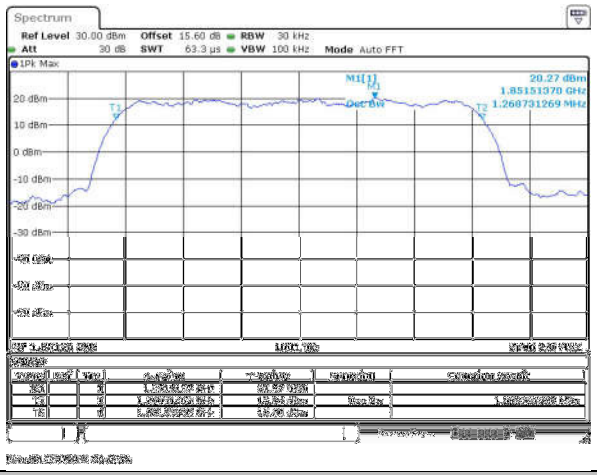
Middle Channel	**Middle Channel**
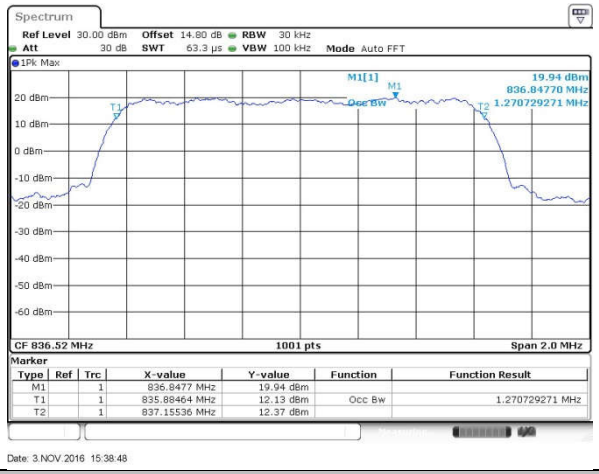	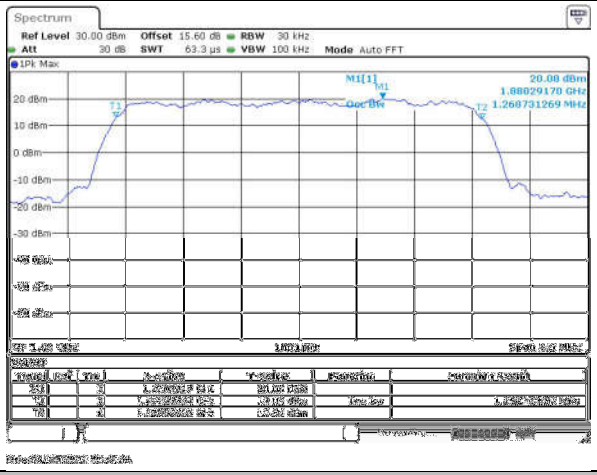
Highest Channel	**Highest Channel**
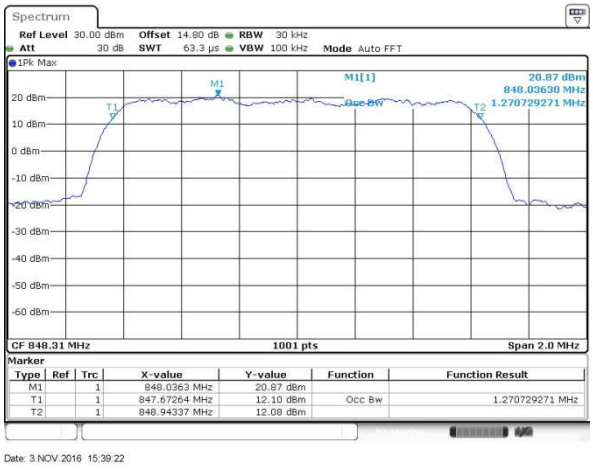	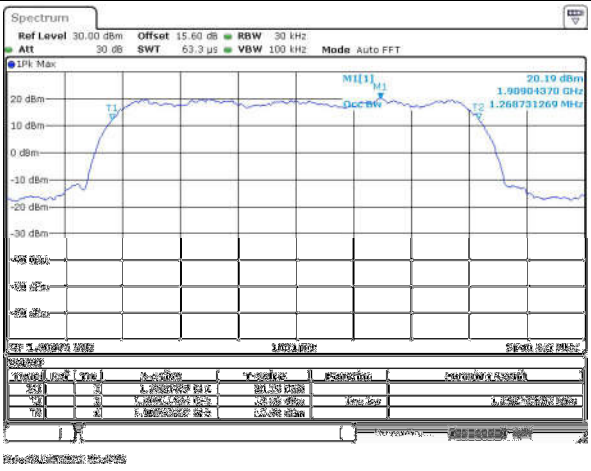

Conducted Band Edge

GSM850 (GSM)

Lowest Band Edge

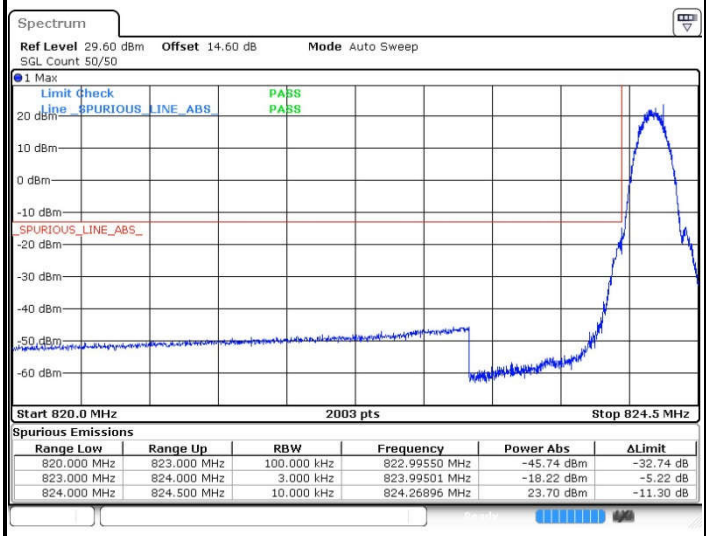

Spurious Emissions

Range Low	Range Up	RBW	Frequency	Power Abs	ΔLimit
820.000 MHz	823.000 MHz	100.000 kHz	822.99550 MHz	-45.74 dBm	-32.74 dB
823.000 MHz	824.000 MHz	3.000 kHz	823.99501 MHz	-18.22 dBm	-5.22 dB
824.000 MHz	824.500 MHz	10.000 kHz	824.26896 MHz	23.70 dBm	-11.30 dB

Date: 19.OCT.2016 20:09:42

Highest Band Edge

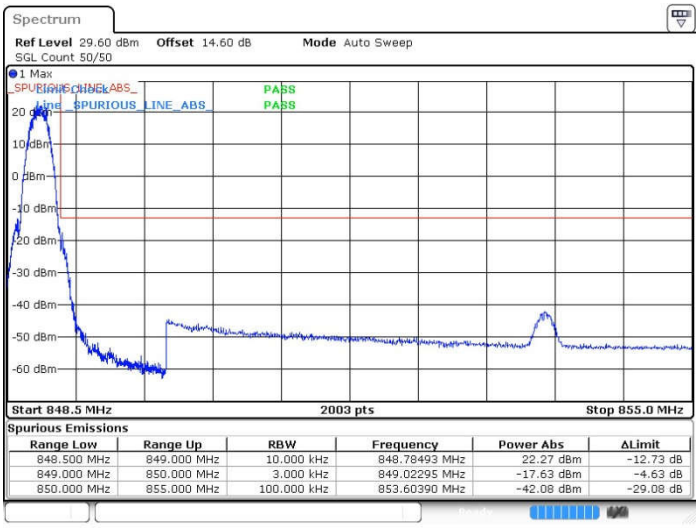

Spurious Emissions

Range Low	Range Up	RBW	Frequency	Power Abs	ΔLimit
848.500 MHz	849.000 MHz	10.000 kHz	848.78493 MHz	22.27 dBm	-12.73 dB
849.000 MHz	850.000 MHz	3.000 kHz	849.02295 MHz	-17.63 dBm	-4.63 dB
850.000 MHz	855.000 MHz	100.000 kHz	853.60390 MHz	-42.08 dBm	-29.08 dB

Date: 19.OCT.2016 20:11:08

GSM850 (EDGE Class 8)	
Lowest Band Edge	**Highest Band Edge**

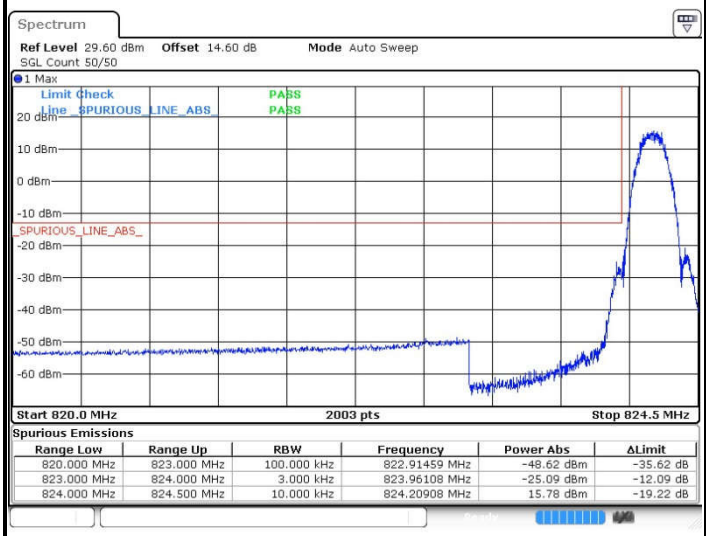

Spurious Emissions

Range Low	Range Up	RBW	Frequency	Power Abs	ΔLimit
820.000 MHz	823.000 MHz	100.000 kHz	822.91459 MHz	-48.62 dBm	-35.62 dB
823.000 MHz	824.000 MHz	3.000 kHz	823.96108 MHz	-25.09 dBm	-12.09 dB
824.000 MHz	824.500 MHz	10.000 kHz	824.20908 MHz	15.78 dBm	-19.22 dB

Date: 19.OCT.2016 20:33:39

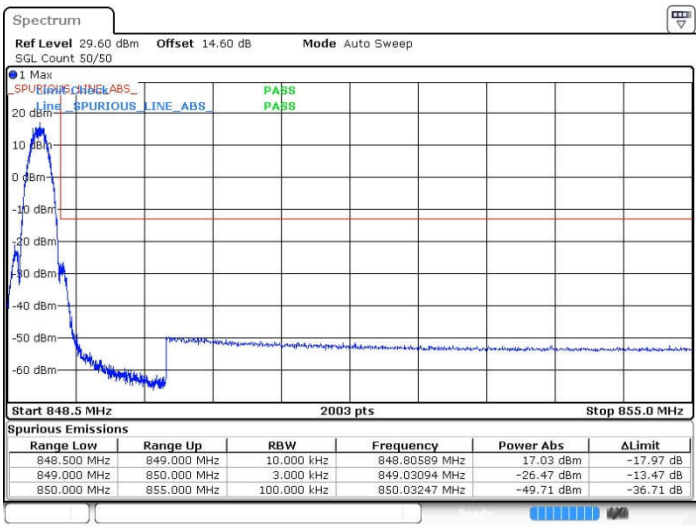

Spurious Emissions

Range Low	Range Up	RBW	Frequency	Power Abs	ΔLimit
848.500 MHz	849.000 MHz	10.000 kHz	848.80589 MHz	17.03 dBm	-17.97 dB
849.000 MHz	850.000 MHz	3.000 kHz	849.03094 MHz	-26.47 dBm	-13.47 dB
850.000 MHz	855.000 MHz	100.000 kHz	850.03247 MHz	-49.71 dBm	-36.71 dB

Date: 19.OCT.2016 20:35:13

GSM1900 (GSM)	
Lowest Band Edge	**Highest Band Edge**

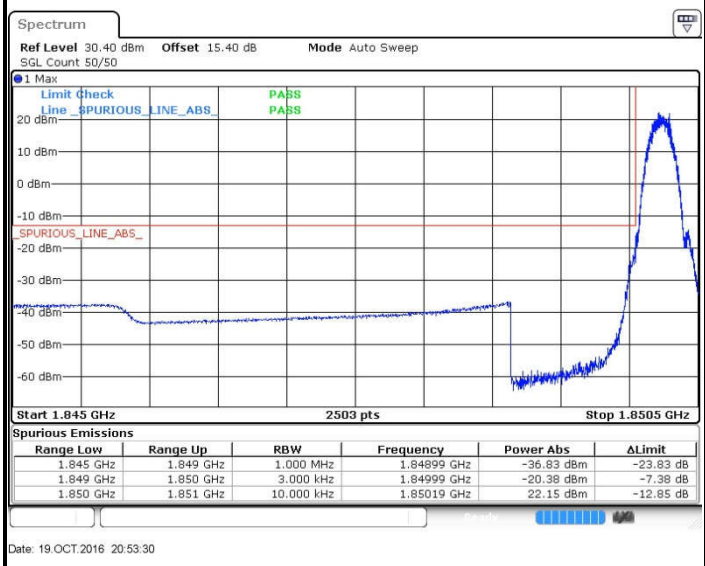

Spurious Emissions

Range Low	Range Up	RBW	Frequency	Power Abs	ΔLimit
1.845 GHz	1.849 GHz	1.000 MHz	1.84899 GHz	-36.83 dBm	-23.83 dB
1.849 GHz	1.850 GHz	3.000 kHz	1.84999 GHz	-20.38 dBm	-7.38 dB
1.850 GHz	1.851 GHz	10.000 kHz	1.85019 GHz	22.15 dBm	-12.85 dB

Date: 19.OCT.2016 20:53:30

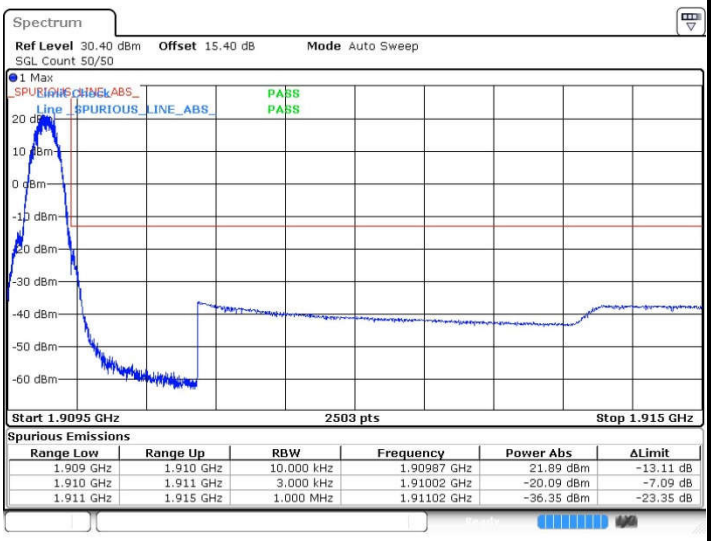

Spurious Emissions

Range Low	Range Up	RBW	Frequency	Power Abs	ΔLimit
1.909 GHz	1.910 GHz	10.000 kHz	1.90987 GHz	21.89 dBm	-13.11 dB
1.910 GHz	1.911 GHz	3.000 kHz	1.91002 GHz	-20.09 dBm	-7.09 dB
1.911 GHz	1.915 GHz	1.000 MHz	1.91102 GHz	-36.35 dBm	-23.35 dB

Date: 19.OCT.2016 20:54:57

GSM1900 (EDGE Class 8)	
Lowest Band Edge	**Highest Band Edge**

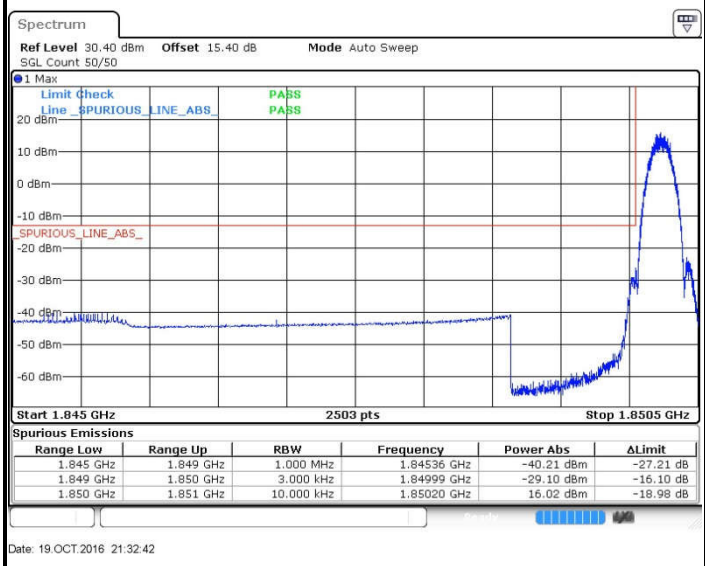

Spurious Emissions

Range Low	Range Up	RBW	Frequency	Power Abs	ΔLimit
1.845 GHz	1.849 GHz	1.000 MHz	1.84536 GHz	-40.21 dBm	-27.21 dB
1.849 GHz	1.850 GHz	3.000 kHz	1.84999 GHz	-29.10 dBm	-16.10 dB
1.850 GHz	1.851 GHz	10.000 kHz	1.85020 GHz	16.02 dBm	-18.98 dB

Date: 19.OCT.2016 21:32:42

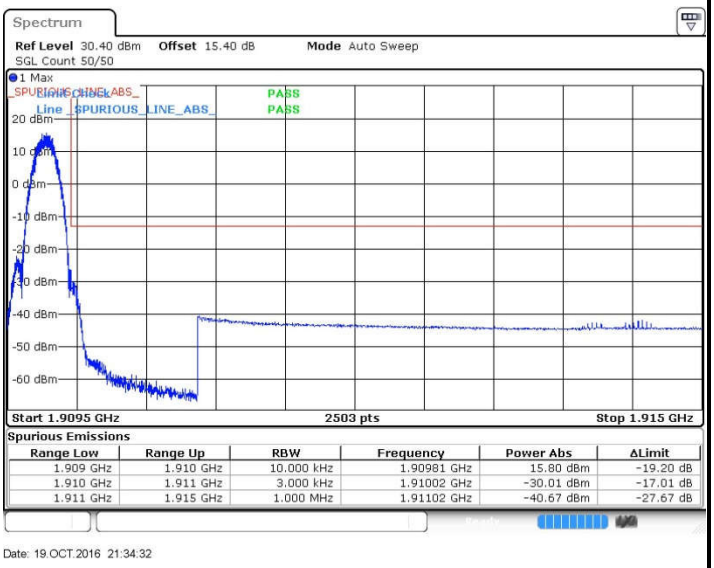

Spurious Emissions

Range Low	Range Up	RBW	Frequency	Power Abs	ΔLimit
1.909 GHz	1.910 GHz	10.000 kHz	1.90981 GHz	15.80 dBm	-19.20 dB
1.910 GHz	1.911 GHz	3.000 kHz	1.91002 GHz	-30.01 dBm	-17.01 dB
1.911 GHz	1.915 GHz	1.000 MHz	1.91102 GHz	-40.67 dBm	-27.67 dB

Date: 19.OCT.2016 21:34:32

WCDMA Band V (RMC 12.2Kbps)	
Lowest Band Edge	**Highest Band Edge**

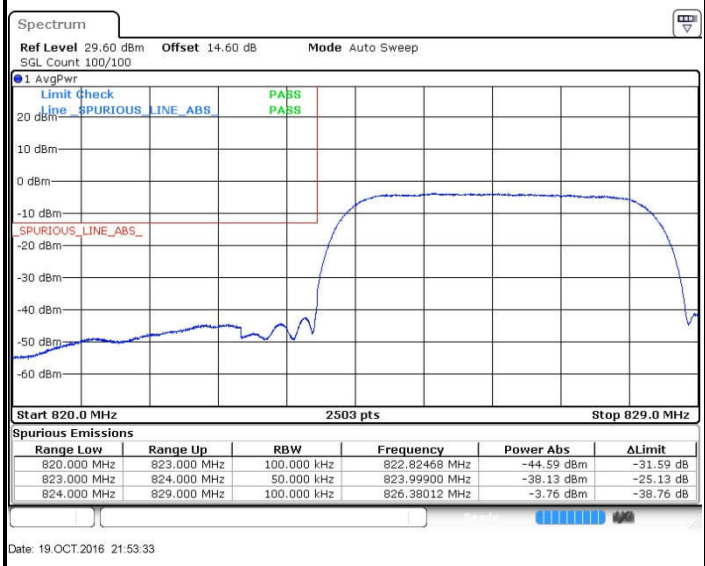

Spurious Emissions

Range Low	Range Up	RBW	Frequency	Power Abs	ΔLimit
820.000 MHz	823.000 MHz	100.000 kHz	822.82468 MHz	-44.59 dBm	-31.59 dB
823.000 MHz	824.000 MHz	50.000 kHz	823.99900 MHz	-38.13 dBm	-25.13 dB
824.000 MHz	829.000 MHz	100.000 kHz	826.38012 MHz	-3.76 dBm	-38.76 dB

Date: 19.OCT.2016 21:53:33

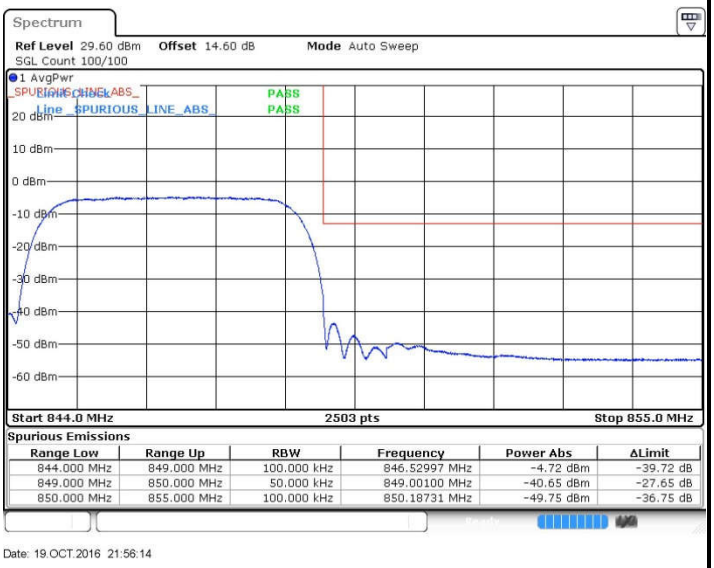

Spurious Emissions

Range Low	Range Up	RBW	Frequency	Power Abs	ΔLimit
844.000 MHz	849.000 MHz	100.000 kHz	846.52997 MHz	-4.72 dBm	-39.72 dB
849.000 MHz	850.000 MHz	50.000 kHz	849.00100 MHz	-40.65 dBm	-27.65 dB
850.000 MHz	855.000 MHz	100.000 kHz	850.18731 MHz	-49.75 dBm	-36.75 dB

Date: 19.OCT.2016 21:56:14

WCDMA Band II (RMC 12.2Kbps)

Lowest Band Edge

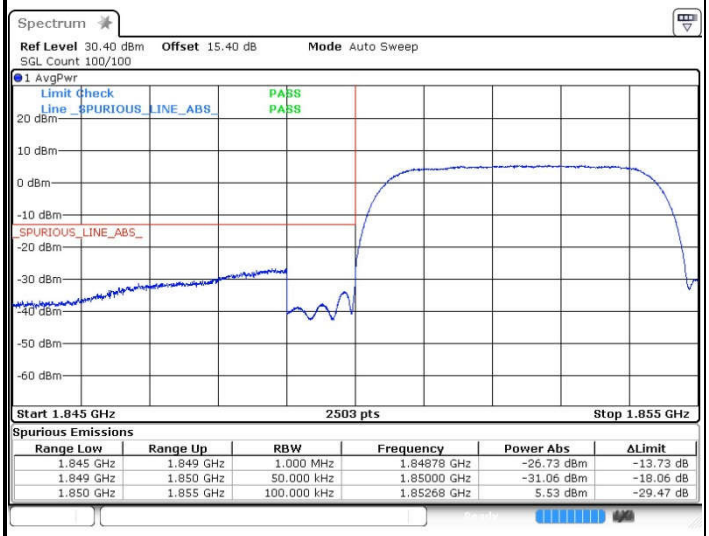

Spurious Emissions

Range Low	Range Up	RBW	Frequency	Power Abs	ΔLimit
1.845 GHz	1.849 GHz	1.000 MHz	1.84878 GHz	-26.73 dBm	-13.73 dB
1.849 GHz	1.850 GHz	50.000 kHz	1.85000 GHz	-31.06 dBm	-18.06 dB
1.850 GHz	1.855 GHz	100.000 kHz	1.85268 GHz	5.53 dBm	-29.47 dB

Date: 19.OCT.2016 22:09:03

Highest Band Edge

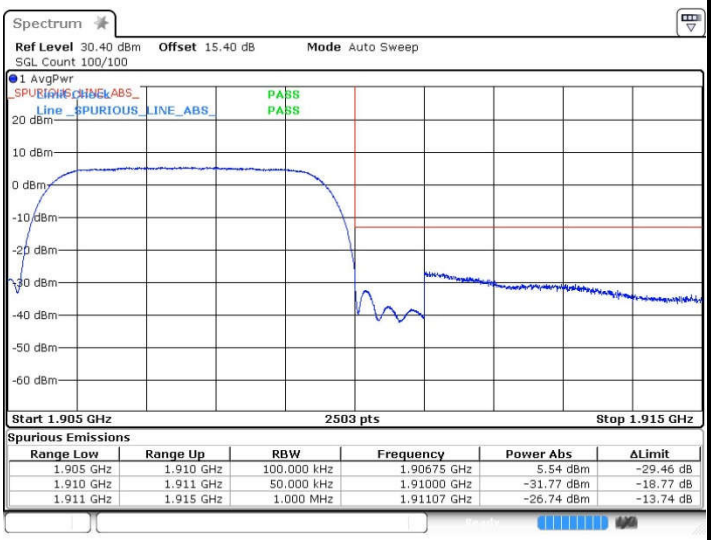

Spurious Emissions

Range Low	Range Up	RBW	Frequency	Power Abs	ΔLimit
1.905 GHz	1.910 GHz	100.000 kHz	1.90675 GHz	5.54 dBm	-29.46 dB
1.910 GHz	1.911 GHz	50.000 kHz	1.91000 GHz	-31.77 dBm	-18.77 dB
1.911 GHz	1.915 GHz	1.000 MHz	1.91107 GHz	-26.74 dBm	-13.74 dB

Date: 19.OCT.2016 22:11:44

WCDMA Band IV (RMC 12.2Kbps)

Lowest Band Edge

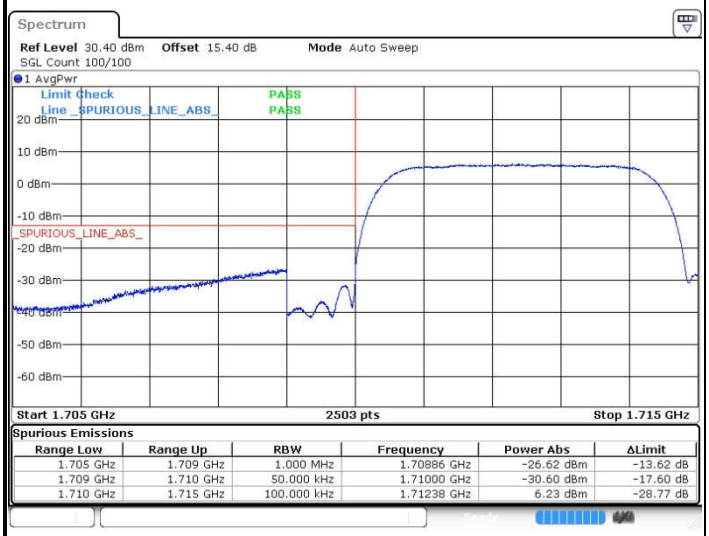

Spurious Emissions

Range Low	Range Up	RBW	Frequency	Power Abs	ΔLimit
1.705 GHz	1.709 GHz	1.000 MHz	1.70886 GHz	-26.62 dBm	-13.62 dB
1.709 GHz	1.710 GHz	50.000 kHz	1.71000 GHz	-30.60 dBm	-17.60 dB
1.710 GHz	1.715 GHz	100.000 kHz	1.71238 GHz	6.23 dBm	-28.77 dB

Date: 19.OCT.2016 22:30:23

Highest Band Edge

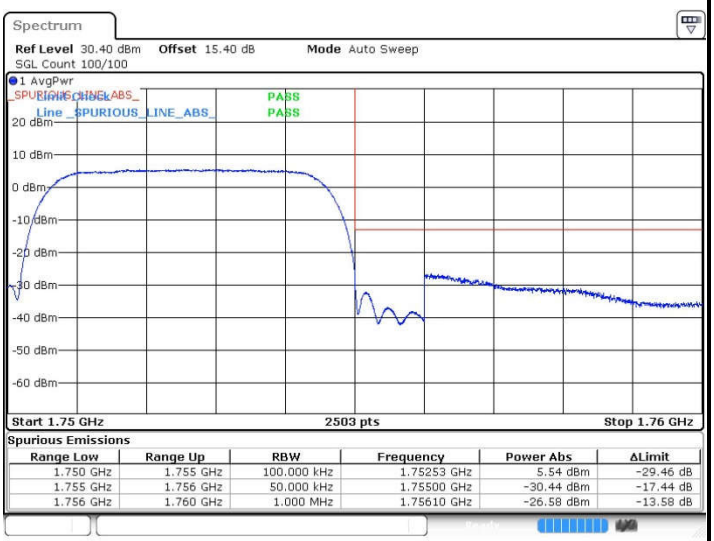

Spurious Emissions

Range Low	Range Up	RBW	Frequency	Power Abs	ΔLimit
1.750 GHz	1.755 GHz	100.000 kHz	1.75253 GHz	5.54 dBm	-29.46 dB
1.755 GHz	1.756 GHz	50.000 kHz	1.75500 GHz	-30.44 dBm	-17.44 dB
1.756 GHz	1.760 GHz	1.000 MHz	1.75610 GHz	-26.58 dBm	-13.58 dB

Date: 19.OCT.2016 22:33:04

CDMA BC0 (RC1 SO55)

Lowest Band Edge

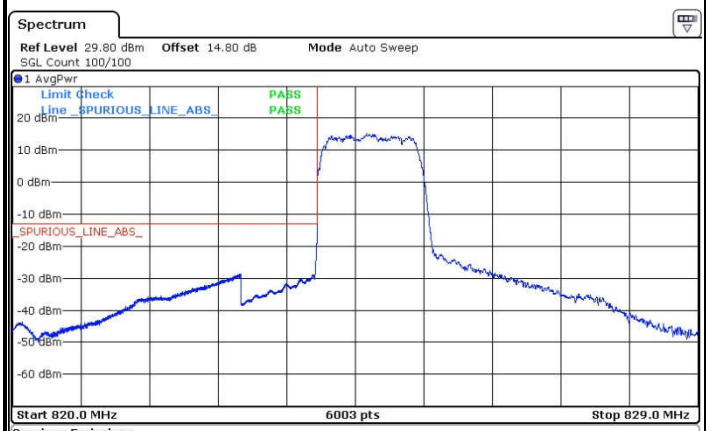

Spurious Emissions

Range Low	Range Up	RBW	Frequency	Power Abs	ΔLimit
820.000 MHz	823.000 MHz	100.000 kHz	822.99475 MHz	-28.63 dBm	-15.63 dB
823.000 MHz	824.000 MHz	12.500 kHz	823.99975 MHz	-16.79 dBm	-3.79 dB
824.000 MHz	829.000 MHz	100.000 kHz	824.64593 MHz	15.12 dBm	-19.88 dB

Date: 2.NOV.2016 21:11:14

Highest Band Edge

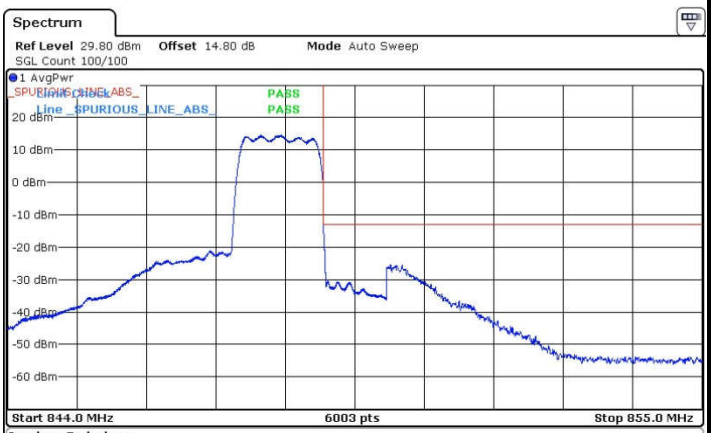

Spurious Emissions

Range Low	Range Up	RBW	Frequency	Power Abs	ΔLimit
844.000 MHz	849.000 MHz	100.000 kHz	848.33658 MHz	14.49 dBm	-20.51 dB
849.000 MHz	850.000 MHz	12.500 kHz	849.00025 MHz	-13.63 dBm	-0.63 dB
850.000 MHz	855.000 MHz	100.000 kHz	850.06372 MHz	-25.47 dBm	-12.47 dB

Date: 2.NOV.2016 20:51:15

CDMA BC0 (RC3 SO55)

Lowest Band Edge

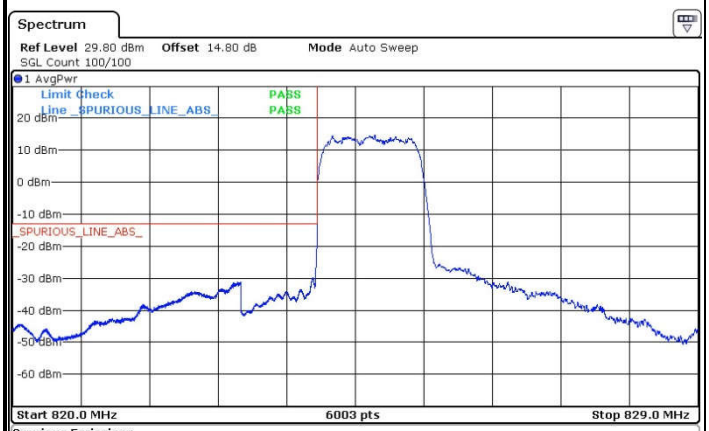

Spurious Emissions

Range Low	Range Up	RBW	Frequency	Power Abs	ΔLimit
820.000 MHz	823.000 MHz	100.000 kHz	822.95127 MHz	-31.13 dBm	-18.13 dB
823.000 MHz	824.000 MHz	12.500 kHz	823.99975 MHz	-17.59 dBm	-4.59 dB
824.000 MHz	829.000 MHz	100.000 kHz	824.75587 MHz	14.69 dBm	-20.31 dB

Date: 2.NOV.2016 21:01:42

Highest Band Edge

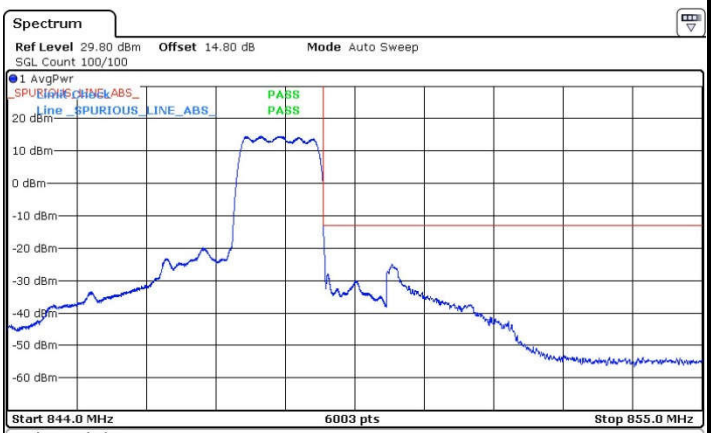

Spurious Emissions

Range Low	Range Up	RBW	Frequency	Power Abs	ΔLimit
844.000 MHz	849.000 MHz	100.000 kHz	848.01674 MHz	14.52 dBm	-20.48 dB
849.000 MHz	850.000 MHz	12.500 kHz	849.00025 MHz	-14.51 dBm	-1.51 dB
850.000 MHz	855.000 MHz	100.000 kHz	850.08621 MHz	-24.90 dBm	-11.90 dB

Date: 2.NOV.2016 20:57:59

CDMA BC0 (RC3 SO32)

Lowest Band Edge

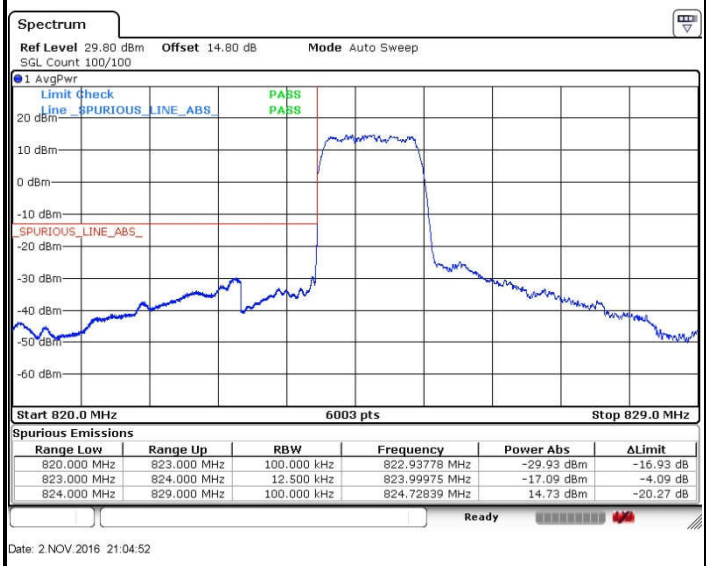

Spurious Emissions

Range Low	Range Up	RBW	Frequency	Power Abs	ΔLimit
820.000 MHz	823.000 MHz	100.000 kHz	822.93778 MHz	-29.93 dBm	-16.93 dB
823.000 MHz	824.000 MHz	12.500 kHz	823.99975 MHz	-17.09 dBm	-4.09 dB
824.000 MHz	829.000 MHz	100.000 kHz	824.72839 MHz	14.73 dBm	-20.27 dB

Date: 2.NOV.2016 21:04:52

Highest Band Edge

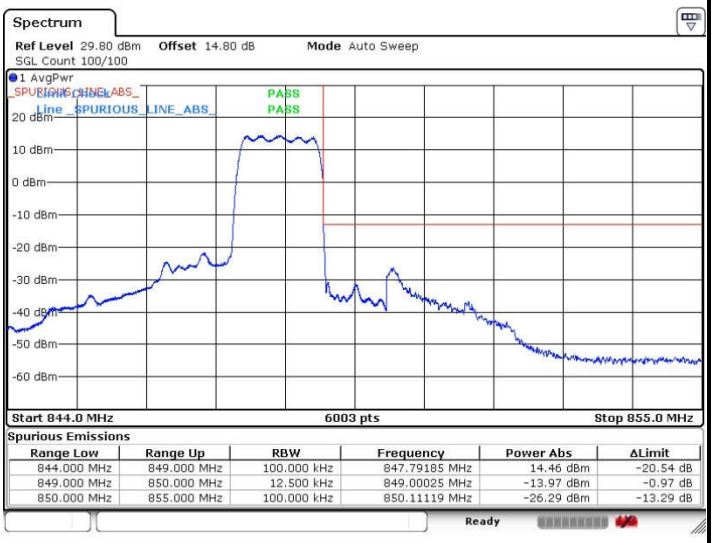

Spurious Emissions

Range Low	Range Up	RBW	Frequency	Power Abs	ΔLimit
844.000 MHz	849.000 MHz	100.000 kHz	847.79185 MHz	14.46 dBm	-20.54 dB
849.000 MHz	850.000 MHz	12.500 kHz	849.00025 MHz	-13.97 dBm	-0.97 dB
850.000 MHz	855.000 MHz	100.000 kHz	850.11119 MHz	-26.29 dBm	-13.29 dB

Date: 2.NOV.2016 20:54:43

CDMA BC1 (RC1 SO55)

Lowest Band Edge

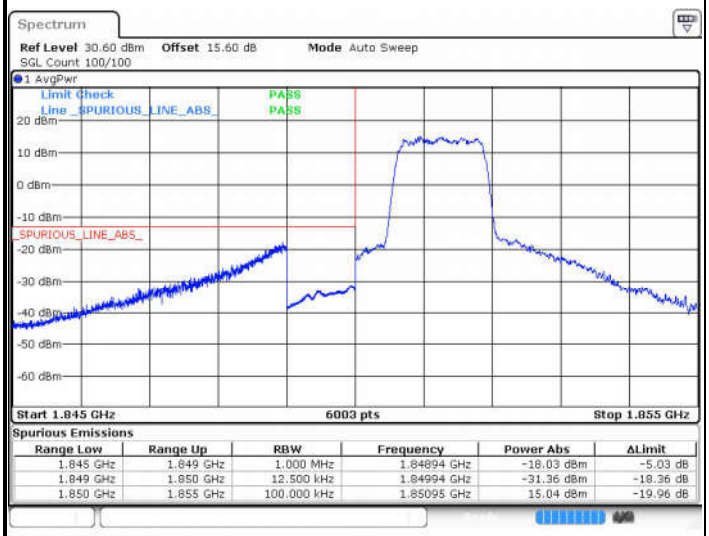

Spurious Emissions

Range Low	Range Up	RBW	Frequency	Power Abs	ΔLimit
1.845 GHz	1.849 GHz	1.000 MHz	1.84894 GHz	-18.03 dBm	-5.03 dB
1.849 GHz	1.850 GHz	12.500 kHz	1.84994 GHz	-31.36 dBm	-18.36 dB
1.850 GHz	1.855 GHz	100.000 kHz	1.85095 GHz	15.04 dBm	-19.96 dB

Date: 24.OCT.2016 21:01:22

Highest Band Edge

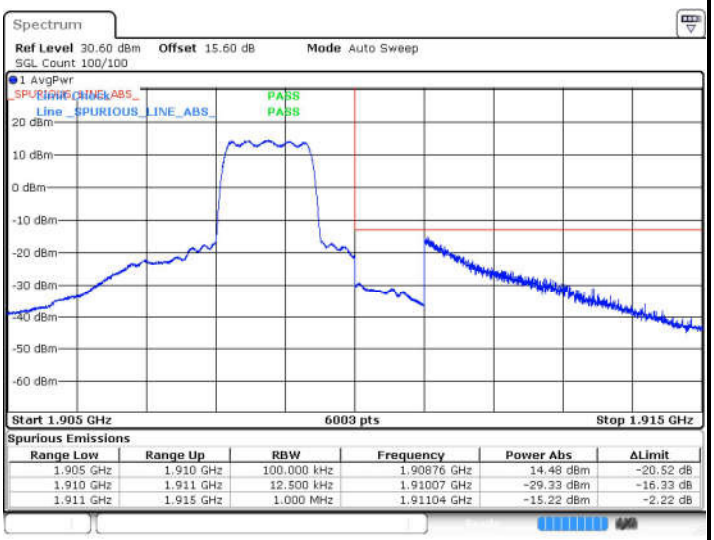

Spurious Emissions

Range Low	Range Up	RBW	Frequency	Power Abs	ΔLimit
1.905 GHz	1.910 GHz	100.000 kHz	1.90876 GHz	14.48 dBm	-20.52 dB
1.910 GHz	1.911 GHz	12.500 kHz	1.91007 GHz	-29.33 dBm	-16.33 dB
1.911 GHz	1.915 GHz	1.000 MHz	1.91104 GHz	-15.22 dBm	-2.22 dB

Date: 24.OCT.2016 21:04:02

CDMA BC1 (RC3 SO55)

Lowest Band Edge

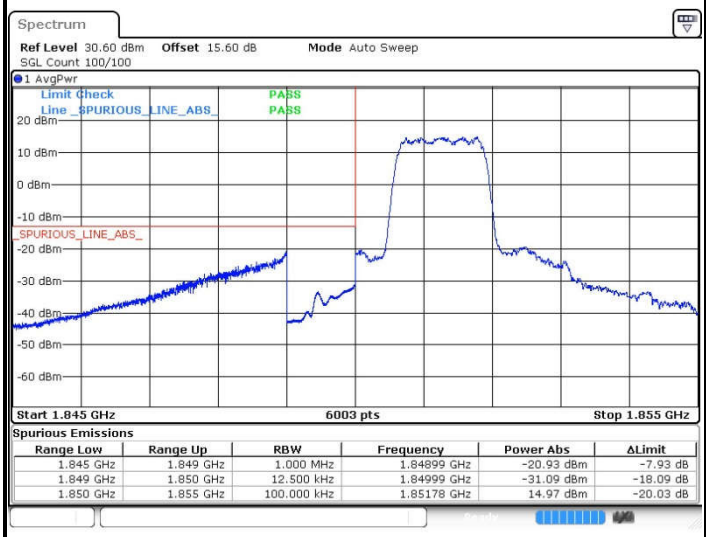

Spurious Emissions

Range Low	Range Up	RBW	Frequency	Power Abs	ΔLimit
1.845 GHz	1.849 GHz	1.000 MHz	1.84899 GHz	-20.93 dBm	-7.93 dB
1.849 GHz	1.850 GHz	12.500 kHz	1.84999 GHz	-31.09 dBm	-18.09 dB
1.850 GHz	1.855 GHz	100.000 kHz	1.85178 GHz	14.97 dBm	-20.03 dB

Date: 24.OCT.2016 21:39:21

Highest Band Edge

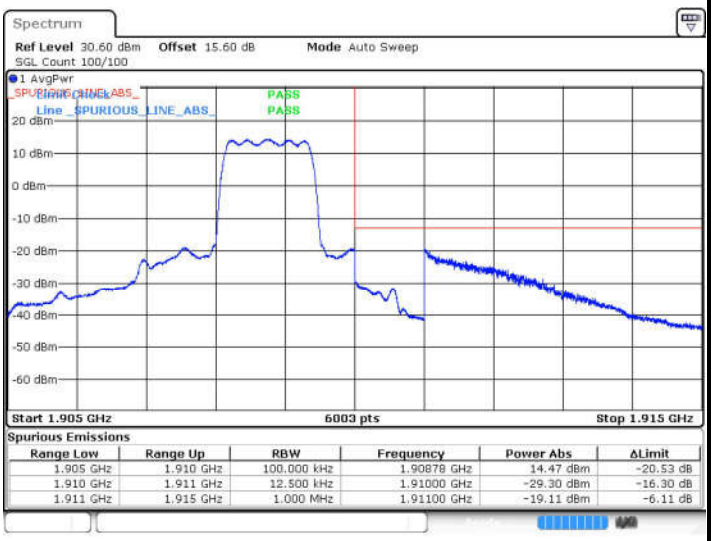

Spurious Emissions

Range Low	Range Up	RBW	Frequency	Power Abs	ΔLimit
1.905 GHz	1.910 GHz	100.000 kHz	1.90878 GHz	14.47 dBm	-20.53 dB
1.910 GHz	1.911 GHz	12.500 kHz	1.91000 GHz	-29.30 dBm	-16.30 dB
1.911 GHz	1.915 GHz	1.000 MHz	1.91100 GHz	-19.11 dBm	-6.11 dB

Date: 24.OCT.2016 21:42:02

CDMA BC1 (RC3 SO32)	
Lowest Band Edge	**Highest Band Edge**

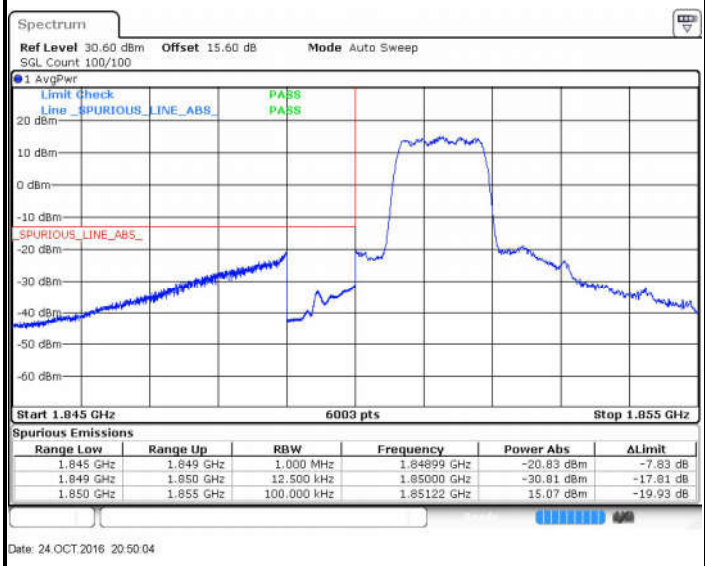

Spurious Emissions

Range Low	Range Up	RBW	Frequency	Power Abs	ΔLimit
1.845 GHz	1.849 GHz	1.000 MHz	1.84899 GHz	-20.83 dBm	-7.83 dB
1.849 GHz	1.850 GHz	12.500 kHz	1.85000 GHz	-30.81 dBm	-17.81 dB
1.850 GHz	1.855 GHz	100.000 kHz	1.85122 GHz	15.07 dBm	-19.93 dB

Date: 24.OCT.2016 20:50:04

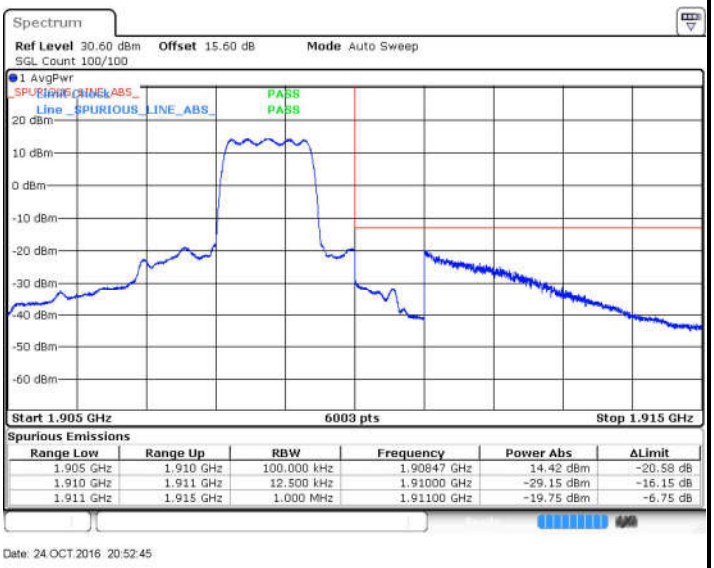

Spurious Emissions

Range Low	Range Up	RBW	Frequency	Power Abs	ΔLimit
1.905 GHz	1.910 GHz	100.000 kHz	1.90847 GHz	14.42 dBm	-20.58 dB
1.910 GHz	1.911 GHz	12.500 kHz	1.91000 GHz	-29.15 dBm	-16.15 dB
1.911 GHz	1.915 GHz	1.000 MHz	1.91100 GHz	-19.75 dBm	-6.75 dB

Date: 24.OCT.2016 20:52:45

Conducted Spurious Emission

GSM850 (GSM)

Lowest Channel

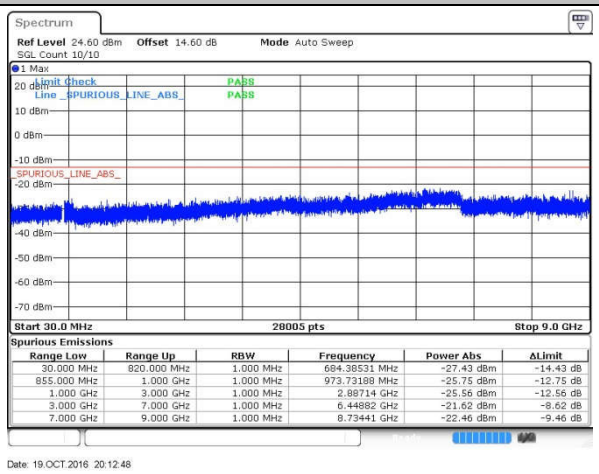

Middle Channel

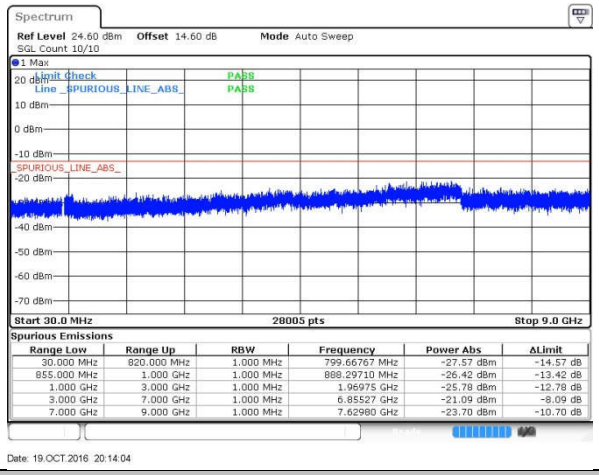

Highest Channel

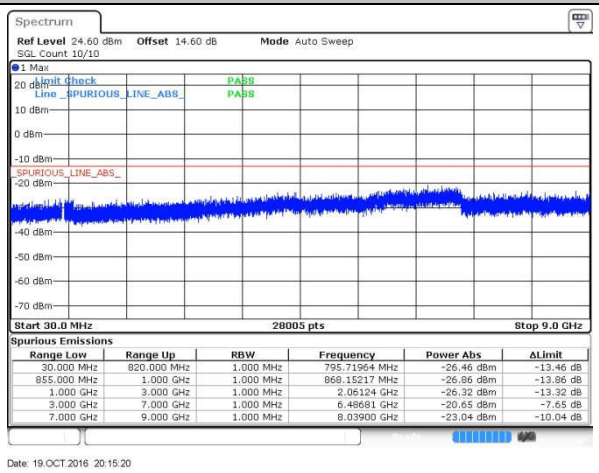

GSM850 (EDGE Class 8)

Lowest Channel

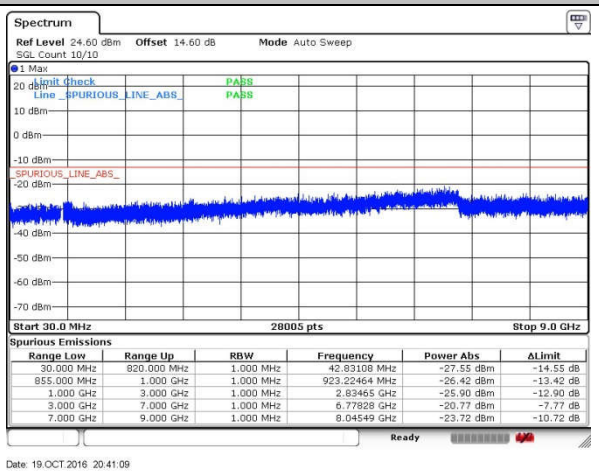

Middle Channel

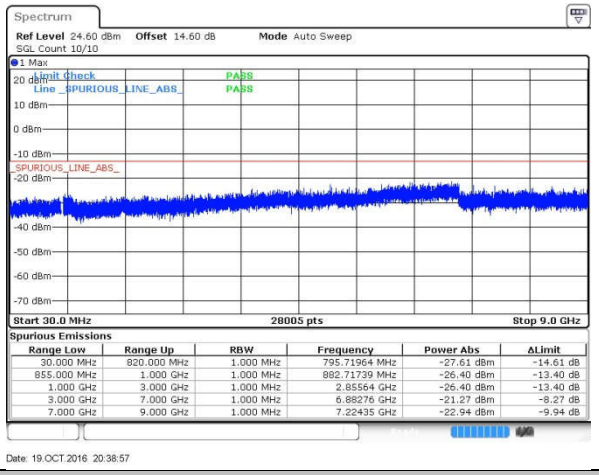

Highest Channel

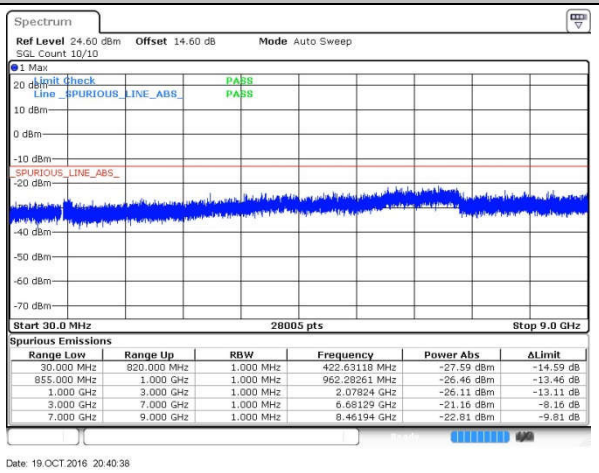

GSM1900 (GSM)

Lowest Channel

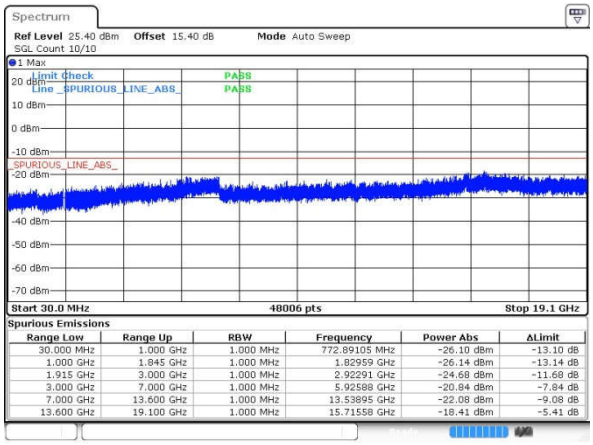

Spurious Emissions

Range Low	Range Up	RBW	Frequency	Power Abs	ΔLimit
30.000 MHz	1.000 GHz	1.000 MHz	772.89105 MHz	-26.10 dBm	-13.10 dB
1.000 GHz	1.845 GHz	1.000 MHz	1.82959 GHz	-26.14 dBm	-13.14 dB
1.915 GHz	3.000 GHz	1.000 MHz	2.92291 GHz	-24.68 dBm	-11.68 dB
3.000 GHz	7.000 GHz	1.000 MHz	5.92588 GHz	-20.84 dBm	-7.84 dB
7.000 GHz	13.600 GHz	1.000 MHz	13.53895 GHz	-22.08 dBm	-9.08 dB
13.600 GHz	19.100 GHz	1.000 MHz	15.71558 GHz	-18.41 dBm	-5.41 dB

Date: 19.OCT.2016 20:56:21

Middle Channel

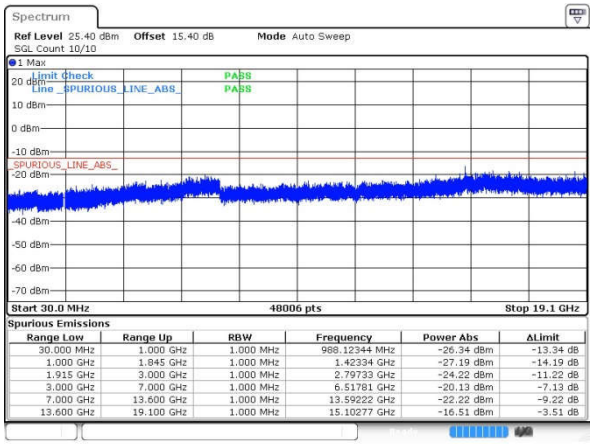

Spurious Emissions

Range Low	Range Up	RBW	Frequency	Power Abs	ΔLimit
30.000 MHz	1.000 GHz	1.000 MHz	988.12344 MHz	-26.34 dBm	-13.34 dB
1.000 GHz	1.845 GHz	1.000 MHz	1.42334 GHz	-27.19 dBm	-14.19 dB
1.915 GHz	3.000 GHz	1.000 MHz	2.79733 GHz	-24.22 dBm	-11.22 dB
3.000 GHz	7.000 GHz	1.000 MHz	6.51781 GHz	-20.13 dBm	-7.13 dB
7.000 GHz	13.600 GHz	1.000 MHz	13.59222 GHz	-22.22 dBm	-9.22 dB
13.600 GHz	19.100 GHz	1.000 MHz	15.10277 GHz	-16.51 dBm	-3.51 dB

Date: 19.OCT.2016 20:57:38

Highest Channel

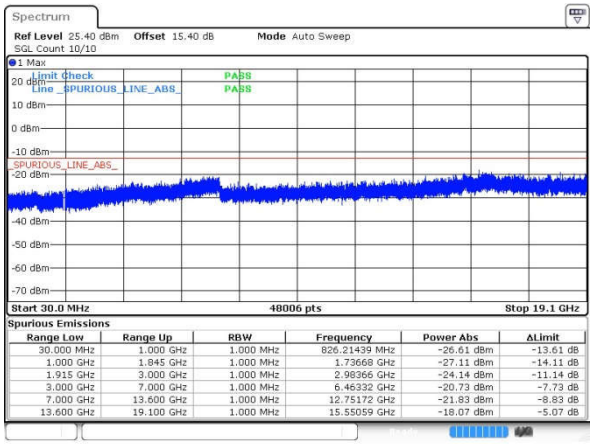

Spurious Emissions

Range Low	Range Up	RBW	Frequency	Power Abs	ΔLimit
30.000 MHz	1.000 GHz	1.000 MHz	826.21439 MHz	-26.61 dBm	-13.61 dB
1.000 GHz	1.845 GHz	1.000 MHz	1.73668 GHz	-27.11 dBm	-14.11 dB
1.915 GHz	3.000 GHz	1.000 MHz	2.98366 GHz	-24.14 dBm	-11.14 dB
3.000 GHz	7.000 GHz	1.000 MHz	6.46332 GHz	-20.73 dBm	-7.73 dB
7.000 GHz	13.600 GHz	1.000 MHz	12.75172 GHz	-21.83 dBm	-8.83 dB
13.600 GHz	19.100 GHz	1.000 MHz	15.55059 GHz	-18.07 dBm	-5.07 dB

Date: 19.OCT.2016 20:58:54

GSM1900 (EDGE Class 8)

Lowest Channel

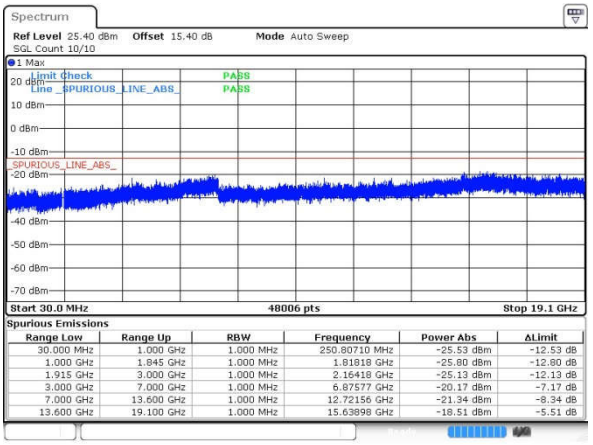

Spurious Emissions

Range Low	Range Up	RBW	Frequency	Power Abs	ΔLimit
30.000 MHz	1.000 GHz	1.000 MHz	250.80710 MHz	-25.53 dBm	-12.53 dB
1.000 GHz	1.845 GHz	1.000 MHz	1.81818 GHz	-25.80 dBm	-12.80 dB
1.915 GHz	3.000 GHz	1.000 MHz	2.16418 GHz	-25.13 dBm	-12.13 dB
3.000 GHz	7.000 GHz	1.000 MHz	6.87577 GHz	-20.17 dBm	-7.17 dB
7.000 GHz	13.600 GHz	1.000 MHz	12.72156 GHz	-21.34 dBm	-8.34 dB
13.600 GHz	19.100 GHz	1.000 MHz	15.63898 GHz	-18.51 dBm	-5.51 dB

Date: 19.OCT.2016 21:36:40

Middle Channel

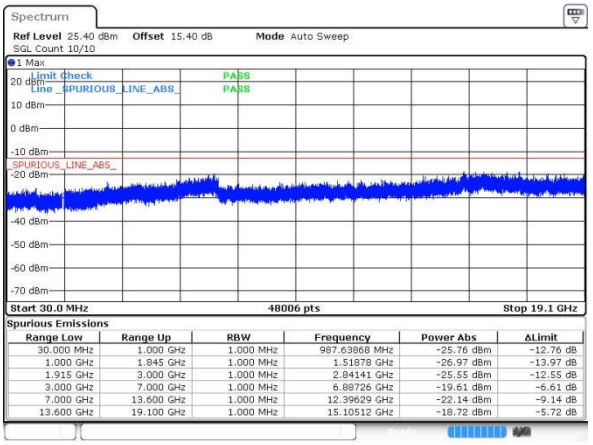

Spurious Emissions

Range Low	Range Up	RBW	Frequency	Power Abs	ΔLimit
30.000 MHz	1.000 GHz	1.000 MHz	987.63868 MHz	-25.76 dBm	-12.76 dB
1.000 GHz	1.845 GHz	1.000 MHz	1.51878 GHz	-26.97 dBm	-13.97 dB
1.915 GHz	3.000 GHz	1.000 MHz	2.84141 GHz	-25.55 dBm	-12.55 dB
3.000 GHz	7.000 GHz	1.000 MHz	6.88726 GHz	-19.61 dBm	-6.61 dB
7.000 GHz	13.600 GHz	1.000 MHz	12.39629 GHz	-22.14 dBm	-9.14 dB
13.600 GHz	19.100 GHz	1.000 MHz	15.10512 GHz	-18.72 dBm	-5.72 dB

Date: 19.OCT.2016 21:38:18

Highest Channel

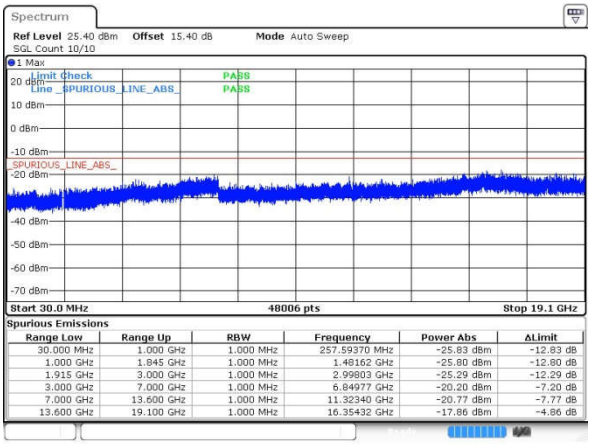

Spurious Emissions

Range Low	Range Up	RBW	Frequency	Power Abs	ΔLimit
30.000 MHz	1.000 GHz	1.000 MHz	257.59370 MHz	-25.83 dBm	-12.83 dB
1.000 GHz	1.845 GHz	1.000 MHz	1.48162 GHz	-25.80 dBm	-12.80 dB
1.915 GHz	3.000 GHz	1.000 MHz	2.99803 GHz	-25.29 dBm	-12.29 dB
3.000 GHz	7.000 GHz	1.000 MHz	6.84977 GHz	-20.20 dBm	-7.20 dB
7.000 GHz	13.600 GHz	1.000 MHz	11.32340 GHz	-20.77 dBm	-7.77 dB
13.600 GHz	19.100 GHz	1.000 MHz	16.35432 GHz	-17.86 dBm	-4.86 dB

Date: 19.OCT.2016 21:39:42

WCDMA Band V (RMC 12.2Kbps)

Lowest Channel

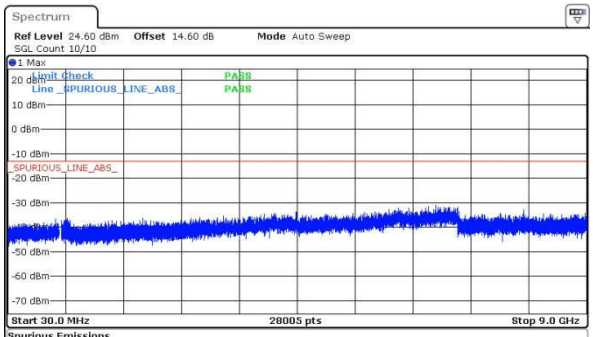

Spurious Emissions

Range Low	Range Up	RBW	Frequency	Power Abs	ΔLimit
30.000 MHz	820.000 MHz	1.000 MHz	770.45227 MHz	-36.49 dBm	-23.49 dB
855.000 MHz	1.000 GHz	1.000 MHz	952.64493 MHz	-36.29 dBm	-23.29 dB
1.000 GHz	3.000 GHz	1.000 MHz	2.87214 GHz	-36.38 dBm	-23.38 dB
3.000 GHz	7.000 GHz	1.000 MHz	6.65629 GHz	-30.87 dBm	-17.87 dB
7.000 GHz	9.000 GHz	1.000 MHz	8.01900 GHz	-32.58 dBm	-19.58 dB

Date: 19.OCT.2016 21:57:36

Middle Channel

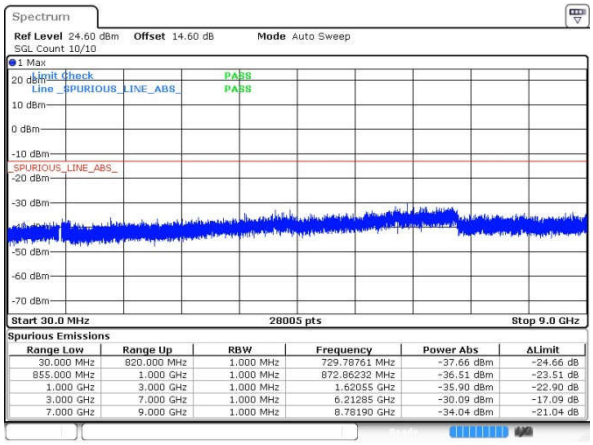

Spurious Emissions

Range Low	Range Up	RBW	Frequency	Power Abs	ΔLimit
30.000 MHz	820.000 MHz	1.000 MHz	729.78761 MHz	-37.66 dBm	-24.66 dB
855.000 MHz	1.000 GHz	1.000 MHz	872.86232 MHz	-36.51 dBm	-23.51 dB
1.000 GHz	3.000 GHz	1.000 MHz	1.62055 GHz	-35.90 dBm	-22.90 dB
3.000 GHz	7.000 GHz	1.000 MHz	6.21285 GHz	-30.09 dBm	-17.09 dB
7.000 GHz	9.000 GHz	1.000 MHz	8.78190 GHz	-34.04 dBm	-21.04 dB

Date: 19.OCT.2016 21:58:52

Highest Channel

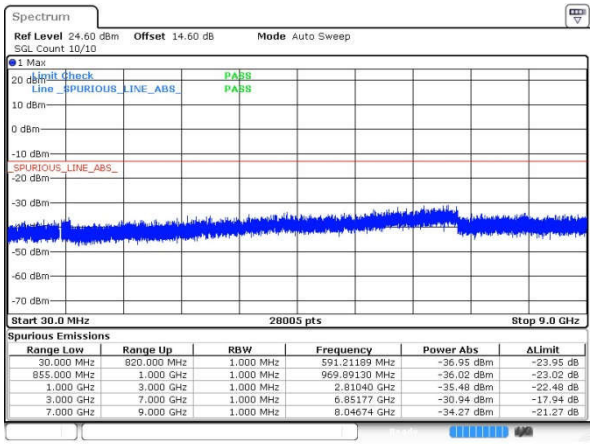

Spurious Emissions

Range Low	Range Up	RBW	Frequency	Power Abs	ΔLimit
30.000 MHz	820.000 MHz	1.000 MHz	591.21189 MHz	-36.95 dBm	-23.95 dB
855.000 MHz	1.000 GHz	1.000 MHz	969.89130 MHz	-36.02 dBm	-23.02 dB
1.000 GHz	3.000 GHz	1.000 MHz	2.81040 GHz	-35.48 dBm	-22.48 dB
3.000 GHz	7.000 GHz	1.000 MHz	6.85177 GHz	-30.94 dBm	-17.94 dB
7.000 GHz	9.000 GHz	1.000 MHz	8.04674 GHz	-34.27 dBm	-21.27 dB

Date: 19.OCT.2016 22:00:07

WCDMA Band II (RMC 12.2Kbps)

Lowest Channel

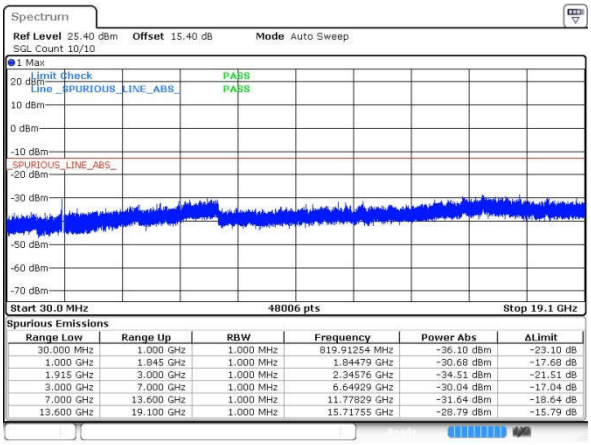

Spurious Emissions

Range Low	Range Up	RBW	Frequency	Power Abs	ΔLimit
30.000 MHz	1.000 GHz	1.000 MHz	819.91254 MHz	-36.10 dBm	-23.10 dB
1.000 GHz	1.845 GHz	1.000 MHz	1.84479 GHz	-30.68 dBm	-17.68 dB
1.915 GHz	3.000 GHz	1.000 MHz	2.34576 GHz	-34.51 dBm	-21.51 dB
3.000 GHz	7.000 GHz	1.000 MHz	6.64929 GHz	-30.04 dBm	-17.04 dB
7.000 GHz	13.600 GHz	1.000 MHz	11.77829 GHz	-31.64 dBm	-18.64 dB
13.600 GHz	19.100 GHz	1.000 MHz	15.71755 GHz	-28.79 dBm	-15.79 dB

Date: 19.OCT.2016 22:13:05

Middle Channel

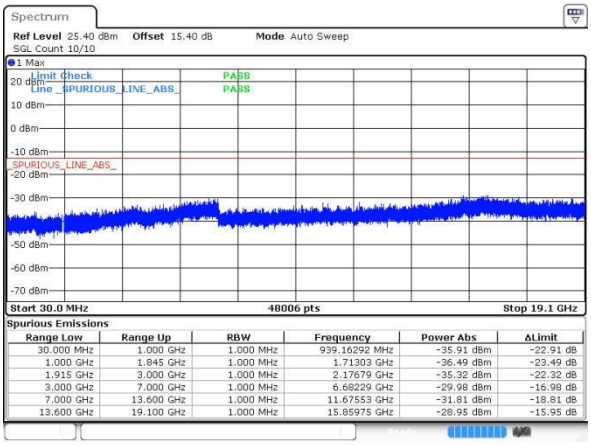

Spurious Emissions

Range Low	Range Up	RBW	Frequency	Power Abs	ΔLimit
30.000 MHz	1.000 GHz	1.000 MHz	939.16292 MHz	-35.91 dBm	-22.91 dB
1.000 GHz	1.845 GHz	1.000 MHz	1.71303 GHz	-36.49 dBm	-23.49 dB
1.915 GHz	3.000 GHz	1.000 MHz	2.17679 GHz	-35.32 dBm	-22.32 dB
3.000 GHz	7.000 GHz	1.000 MHz	6.68229 GHz	-29.98 dBm	-16.98 dB
7.000 GHz	13.600 GHz	1.000 MHz	11.67553 GHz	-31.81 dBm	-18.81 dB
13.600 GHz	19.100 GHz	1.000 MHz	15.85975 GHz	-28.95 dBm	-15.95 dB

Date: 19.OCT.2016 22:14:21

Highest Channel

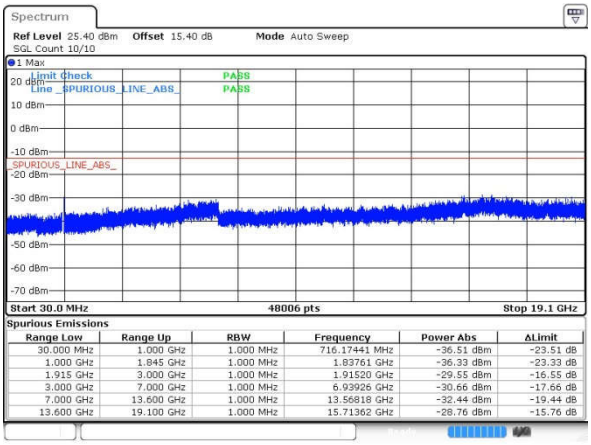

Spurious Emissions

Range Low	Range Up	RBW	Frequency	Power Abs	ΔLimit
30.000 MHz	1.000 GHz	1.000 MHz	716.17441 MHz	-36.51 dBm	-23.51 dB
1.000 GHz	1.845 GHz	1.000 MHz	1.83761 GHz	-36.33 dBm	-23.33 dB
1.915 GHz	3.000 GHz	1.000 MHz	1.91520 GHz	-29.55 dBm	-16.55 dB
3.000 GHz	7.000 GHz	1.000 MHz	6.93926 GHz	-30.66 dBm	-17.66 dB
7.000 GHz	13.600 GHz	1.000 MHz	13.56818 GHz	-32.44 dBm	-19.44 dB
13.600 GHz	19.100 GHz	1.000 MHz	15.71362 GHz	-28.76 dBm	-15.76 dB

Date: 19.OCT.2016 22:15:37

WCDMA Band IV (RMC 12.2Kbps)

Lowest Channel

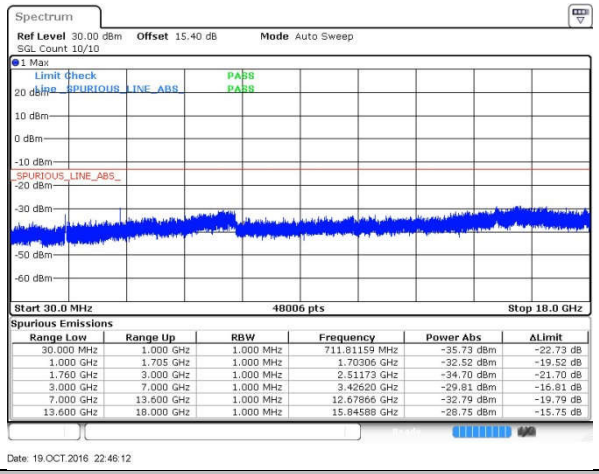

Middle Channel

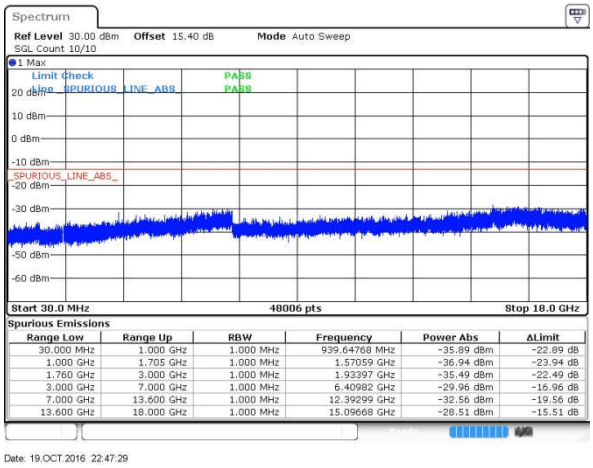

Highest Channel

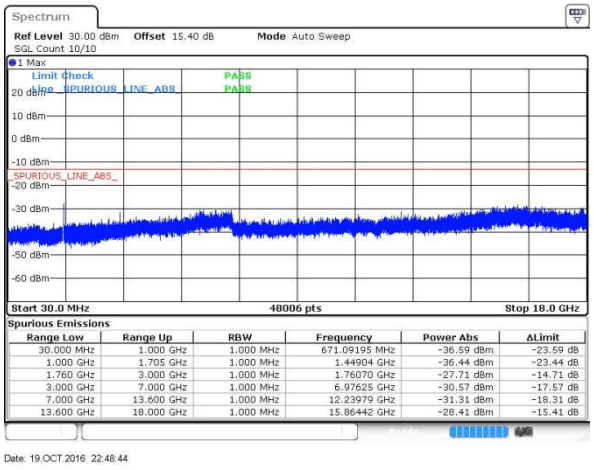

CDMA BC0 (RC1 SO55)

Lowest Channel

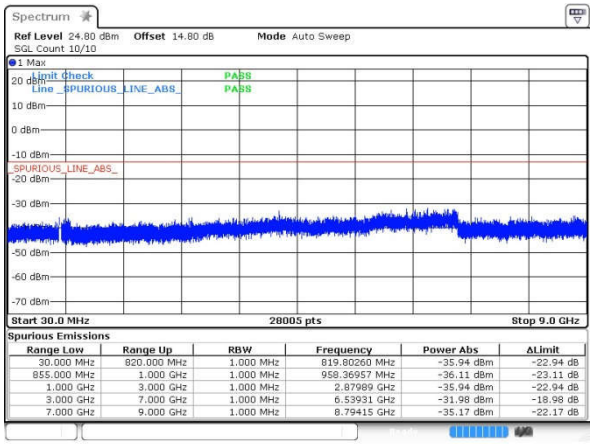

Spurious Emissions

Range Low	Range Up	RBW	Frequency	Power Abs	ΔLimit
30.000 MHz	820.000 MHz	1.000 MHz	819.80260 MHz	-35.94 dBm	-22.94 dB
855.000 MHz	1.000 GHz	1.000 MHz	958.36957 MHz	-36.11 dBm	-23.11 dB
1.000 GHz	3.000 GHz	1.000 MHz	2.87989 GHz	-35.94 dBm	-22.94 dB
3.000 GHz	7.000 GHz	1.000 MHz	6.53931 GHz	-31.98 dBm	-18.98 dB
7.000 GHz	9.000 GHz	1.000 MHz	8.79415 GHz	-35.17 dBm	-22.17 dB

Date: 3.NOV.2016 15:41:11

Middle Channel

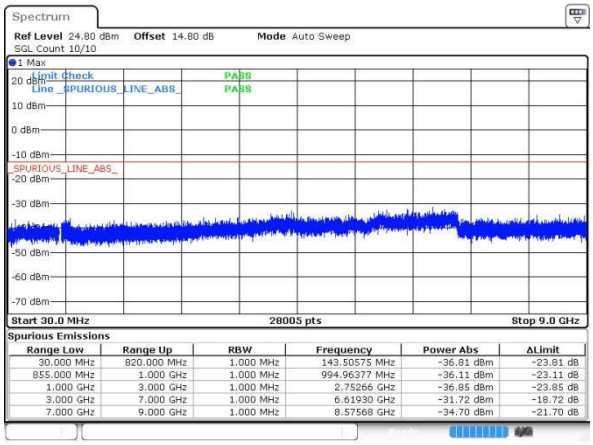

Spurious Emissions

Range Low	Range Up	RBW	Frequency	Power Abs	ΔLimit
30.000 MHz	820.000 MHz	1.000 MHz	143.50575 MHz	-36.81 dBm	-23.81 dB
855.000 MHz	1.000 GHz	1.000 MHz	994.96377 MHz	-36.11 dBm	-23.11 dB
1.000 GHz	3.000 GHz	1.000 MHz	2.75266 GHz	-36.85 dBm	-23.85 dB
3.000 GHz	7.000 GHz	1.000 MHz	6.61930 GHz	-31.72 dBm	-18.72 dB
7.000 GHz	9.000 GHz	1.000 MHz	8.57568 GHz	-34.70 dBm	-21.70 dB

Date: 3.NOV.2016 15:42:33

Highest Channel

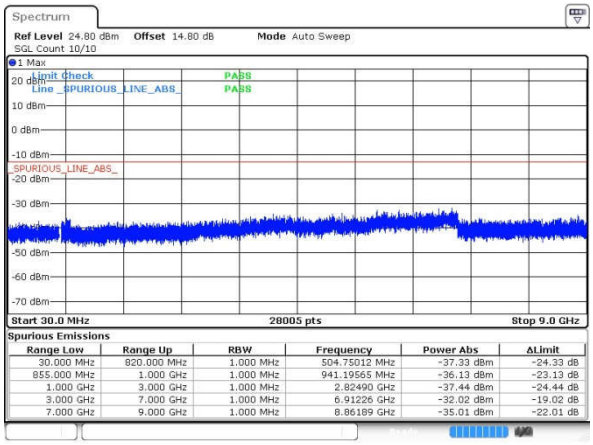

Spurious Emissions

Range Low	Range Up	RBW	Frequency	Power Abs	ΔLimit
30.000 MHz	820.000 MHz	1.000 MHz	504.75012 MHz	-37.33 dBm	-24.33 dB
855.000 MHz	1.000 GHz	1.000 MHz	941.19565 MHz	-36.13 dBm	-23.13 dB
1.000 GHz	3.000 GHz	1.000 MHz	2.82490 GHz	-37.44 dBm	-24.44 dB
3.000 GHz	7.000 GHz	1.000 MHz	6.91226 GHz	-32.02 dBm	-19.02 dB
7.000 GHz	9.000 GHz	1.000 MHz	8.86189 GHz	-35.01 dBm	-22.01 dB

Date: 3.NOV.2016 15:44:23

CDMA BC1 (RC1 SO55)

Lowest Channel

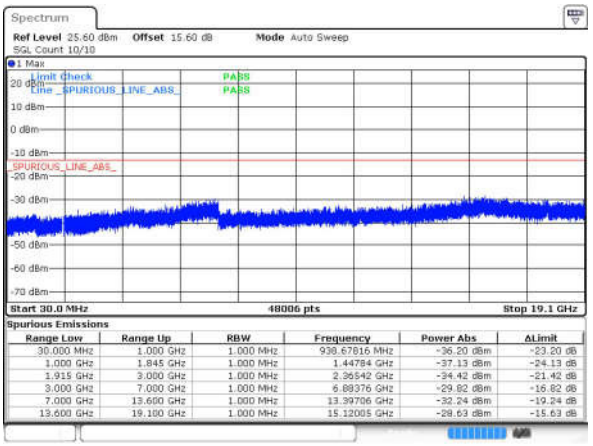

Spurious Emissions

Range Low	Range Up	RBW	Frequency	Power Abs	ΔLimit
30.000 MHz	1.000 GHz	1.000 MHz	938.67816 MHz	-36.20 dBm	-23.20 dB
1.000 GHz	1.845 GHz	1.000 MHz	1.44784 GHz	-37.13 dBm	-24.13 dB
1.915 GHz	3.000 GHz	1.000 MHz	2.36542 GHz	-34.42 dBm	-21.42 dB
3.000 GHz	7.000 GHz	1.000 MHz	6.88376 GHz	-29.82 dBm	-16.82 dB
7.000 GHz	13.600 GHz	1.000 MHz	13.39706 GHz	-32.24 dBm	-19.24 dB
13.600 GHz	19.100 GHz	1.000 MHz	15.12005 GHz	-28.63 dBm	-15.63 dB

Date: 24.OCT.2016 20:54:41

Middle Channel

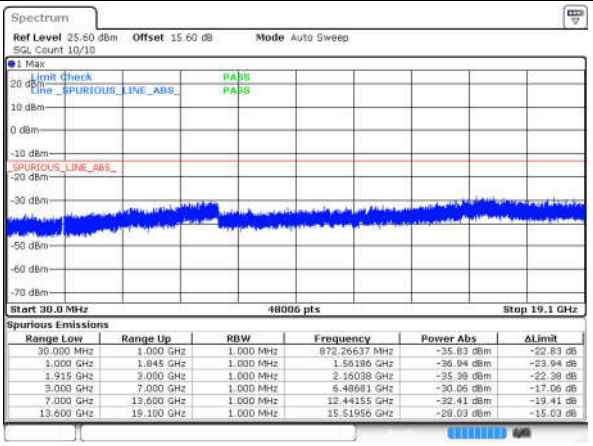

Spurious Emissions

Range Low	Range Up	RBW	Frequency	Power Abs	ΔLimit
30.000 MHz	1.000 GHz	1.000 MHz	872.26637 MHz	-35.83 dBm	-22.83 dB
1.000 GHz	1.845 GHz	1.000 MHz	1.56186 GHz	-36.94 dBm	-23.94 dB
1.915 GHz	3.000 GHz	1.000 MHz	2.16038 GHz	-35.38 dBm	-22.38 dB
3.000 GHz	7.000 GHz	1.000 MHz	6.48681 GHz	-30.06 dBm	-17.06 dB
7.000 GHz	13.600 GHz	1.000 MHz	12.44155 GHz	-32.41 dBm	-19.41 dB
13.600 GHz	19.100 GHz	1.000 MHz	15.51956 GHz	-28.03 dBm	-15.03 dB

Date: 24.OCT.2016 20:55:57

Highest Channel

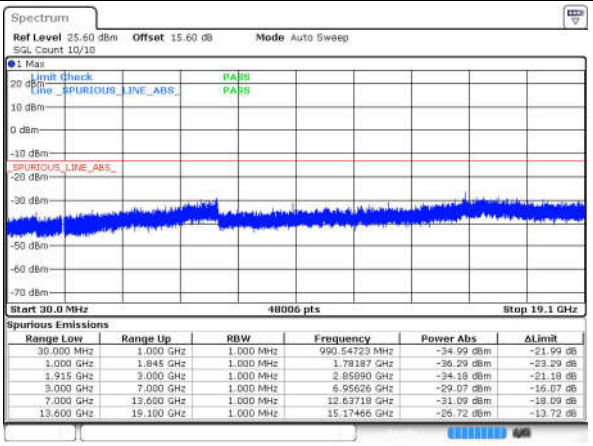

Spurious Emissions

Range Low	Range Up	RBW	Frequency	Power Abs	ΔLimit
30.000 MHz	1.000 GHz	1.000 MHz	990.54723 MHz	-34.99 dBm	-21.99 dB
1.000 GHz	1.845 GHz	1.000 MHz	1.78187 GHz	-36.29 dBm	-23.29 dB
1.915 GHz	3.000 GHz	1.000 MHz	2.85890 GHz	-34.18 dBm	-21.18 dB
3.000 GHz	7.000 GHz	1.000 MHz	6.95626 GHz	-29.07 dBm	-16.07 dB
7.000 GHz	13.600 GHz	1.000 MHz	12.63718 GHz	-31.09 dBm	-18.09 dB
13.600 GHz	19.100 GHz	1.000 MHz	15.17466 GHz	-26.72 dBm	-13.72 dB

Date: 24.OCT.2016 20:57:13

Frequency Stability

Test Conditions	Middle Channel	GSM850 (GSM)	GSM850 (EDGE class 8)	Limit 2.5ppm
Temperature (°C)	Voltage (Volt)	Deviation (ppm)		Result
50	Normal Voltage	0.0072	0.0084	PASS
40	Normal Voltage	0.0108	0.0048	
30	Normal Voltage	0.0132	0.0024	
20(Ref.)	Normal Voltage	0.0000	0.0000	
10	Normal Voltage	0.0155	0.0167	
0	Normal Voltage	0.0036	0.0120	
-10	Normal Voltage	0.0120	0.0179	
-20	Normal Voltage	0.0024	0.0167	
-30	Normal Voltage	0.0012	0.0227	
20	Maximum Voltage	0.0096	0.0096	
20	Normal Voltage	0.0084	0.0143	
20	Battery End Point	0.0155	0.0036	

Note: Normal Voltage = 3.82 V. ；Battery End Point (BEP) = 3.65 V.；Maximum Voltage =4.4 V

Test Conditions	Middle Channel	GSM1900 (GSM)	GSM1900 (EDGE class 8)	Limit Note 2.
Temperature (°C)	Voltage (Volt)	Deviation (ppm)		Result
50	Normal Voltage	0.0133	0.0128	PASS
40	Normal Voltage	0.0090	0.0122	
30	Normal Voltage	0.0133	0.0016	
20(Ref.)	Normal Voltage	0.0000	0.0000	
10	Normal Voltage	0.0005	0.0011	
0	Normal Voltage	0.0021	0.0016	
-10	Normal Voltage	0.0064	0.0000	
-20	Normal Voltage	0.0117	0.0016	
-30	Normal Voltage	0.0016	0.0027	
20	Maximum Voltage	0.0122	0.0144	
20	Normal Voltage	0.0016	0.0122	
20	Battery End Point	0.0032	0.0133	

Note:

1. Normal Voltage = 3.82 V. ；Battery End Point (BEP) = 3.65 V.；Maximum Voltage =4.4 V
2. The frequency fundamental emissions stay within the authorized frequency block based on the frequency deviation measured is small.

Test Conditions	Middle Channel	WCDMA Band V (RMC 12.2KbpsRMC 12.2Kbps)	Limit 2.5ppm
Temperature (°C)	Voltage (Volt)	Deviation (ppm)	Result
50	Normal Voltage	0.0454	PASS
40	Normal Voltage	0.0430	
30	Normal Voltage	0.0383	
20(Ref.)	Normal Voltage	0.0000	
10	Normal Voltage	0.0036	
0	Normal Voltage	0.0084	
-10	Normal Voltage	0.0072	
-20	Normal Voltage	0.0263	
-30	Normal Voltage	0.0215	
20	Maximum Voltage	0.0048	
20	Normal Voltage	0.0275	
20	Battery End Point	0.0036	

Note: Normal Voltage = 3.82 V. ；Battery End Point (BEP) = 3.65 V.；Maximum Voltage =4.4 V

Test Conditions	Middle Channel	WCDMA Band II (RMC 12.2Kbps)	Limit Note 2.
Temperature (°C)	Voltage (Volt)	Deviation (ppm)	Result
50	Normal Voltage	0.0074	PASS
40	Normal Voltage	0.0016	
30	Normal Voltage	0.0064	
20(Ref.)	Normal Voltage	0.0000	
10	Normal Voltage	0.0048	
0	Normal Voltage	0.0037	
-10	Normal Voltage	0.0085	
-20	Normal Voltage	0.0005	
-30	Normal Voltage	0.0074	
20	Maximum Voltage	0.0037	
20	Normal Voltage	0.0069	
20	Battery End Point	0.0085	

Note:

1. Normal Voltage = 3.82V. ；Battery End Point (BEP) = 3.65 V.；Maximum Voltage =4.4 V
2. The frequency fundamental emissions stay within the authorized frequency block based on the frequency deviation measured is small.

Test Conditions	Middle Channel	WCDMA Band IV (RMC 12.2Kbps)	Limit Note 2.
Temperature (°C)	Voltage (Volt)	Deviation (ppm)	Result
50	Normal Voltage	0.0156	PASS
40	Normal Voltage	0.0173	
30	Normal Voltage	0.0190	
20(Ref.)	Normal Voltage	0.0000	
10	Normal Voltage	0.0006	
0	Normal Voltage	0.0023	
-10	Normal Voltage	0.0035	
-20	Normal Voltage	0.0023	
-30	Normal Voltage	0.0017	
20	Maximum Voltage	0.0012	
20	Normal Voltage	0.0150	
20	Battery End Point	0.0017	

Note:

1. Normal Voltage = 3.82V. ；Battery End Point (BEP) = 3.65 V.；Maximum Voltage =4.4V
2. The frequency fundamental emissions stay within the authorized frequency block based on the frequency deviation measured is small.

Test Conditions	Middle Channel	CDMA BC0 (1xRTT)	Limit 2.5ppm
Temperature (°C)	Voltage (Volt)	Deviation (ppm)	Result
50	Normal Voltage	0.0287	PASS
40	Normal Voltage	0.0108	
30	Normal Voltage	0.0347	
20(Ref.)	Normal Voltage	0.0000	
10	Normal Voltage	0.0251	
0	Normal Voltage	0.0383	
-10	Normal Voltage	0.0239	
-20	Normal Voltage	0.0275	
-30	Normal Voltage	0.0072	
20	Maximum Voltage	0.0012	
20	Normal Voltage	0.0335	
20	Battery End Point	0.0263	

Note: Normal Voltage = 3.82V.；Battery End Point (BEP) = 3.65V.；Maximum Voltage =4.4 V

Test Conditions	Middle Channel	CDMA BC1 (1xRTT)	Limit Note 2.
Temperature (°C)	Voltage (Volt)	Deviation (ppm)	Result
50	Normal Voltage	0.0154	PASS
40	Normal Voltage	0.0005	
30	Normal Voltage	0.0021	
20(Ref.)	Normal Voltage	0.0000	
10	Normal Voltage	0.0037	
0	Normal Voltage	0.0048	
-10	Normal Voltage	0.0128	
-20	Normal Voltage	0.0027	
-30	Normal Voltage	0.0016	
20	Maximum Voltage	0.0133	
20	Normal Voltage	0.0053	
20	Battery End Point	0.0016	

Note:

1. Normal Voltage = 3.82V. ；Battery End Point (BEP) = 3.65V.；Maximum Voltage =4.4 V
2. The frequency fundamental emissions stay within the authorized frequency block based on the frequency deviation measured is small.

Appendix B. Test Results of Radiated Test

Radiated Spurious Emission

GSM850 (GSM)									
Channel	Frequency (MHz)	ERP (dBm)	Limit (dBm)	Over Limit (dB)	SPA Reading (dBm)	S.G. Power (dBm)	TX Cable loss (dB)	TX Antenna Gain (dBi)	Polarization (H/V)
Middle	1672	-66.95	-13	-53.95	-65.15	-68.77	1.23	5.20	H
	2509	-67.10	-13	-54.10	-71.95	-69.33	1.52	5.90	H
	3345	-66.35	-13	-53.35	-73.91	-69.13	1.77	6.70	H
	1672	-69.07	-13	-56.07	-67.02	-70.89	1.23	5.20	V
	2509	-63.99	-13	-50.99	-72.29	-66.22	1.52	5.90	V
	3345	-63.68	-13	-50.68	-74.78	-66.46	1.77	6.70	V

Remark: Spurious emissions within 30-1000MHz were found more than 20dB below limit line.

GSM850 (EDGE class 8)									
Channel	Frequency (MHz)	ERP (dBm)	Limit (dBm)	Over Limit (dB)	SPA Reading (dBm)	S.G. Power (dBm)	TX Cable loss (dB)	TX Antenna Gain (dBi)	Polarization (H/V)
Middle	1672	-68.15	-13	-55.15	-66.35	-69.97	1.23	5.20	H
	2509	-67.60	-13	-54.60	-72.45	-69.83	1.52	5.90	H
	3345	-67.06	-13	-54.06	-74.62	-69.84	1.77	6.70	H
	1672	-69.92	-13	-56.92	-67.87	-71.74	1.23	5.20	V
	2509	-64.14	-13	-51.14	-72.44	-66.37	1.52	5.90	V
	3345	-63.63	-13	-50.63	-74.73	-66.41	1.77	6.70	V

Remark: Spurious emissions within 30-1000MHz were found more than 20dB below limit line.

GSM1900 (GSM)									
Channel	Frequency (MHz)	EIRP (dBm)	Limit (dBm)	Over Limit (dB)	SPA Reading (dBm)	S.G. Power (dBm)	TX Cable loss (dB)	TX Antenna Gain (dBi)	Polarization (H/V)
Middle	3762	-64.43	-13	-51.43	-73.44	-69.29	1.93	6.80	H
	5640	-55.87	-13	-42.87	-66.43	-63.17	2.40	9.70	H
	7520	-57.04	-13	-44.04	-72.08	-66.09	2.76	11.81	H
	3762	-64.75	-13	-51.75	-74.06	-69.62	1.93	6.80	V
	5640	-61.17	-13	-48.17	-69.12	-68.47	2.40	9.70	V
	7520	-59.28	-13	-46.28	-71.77	-68.33	2.76	11.81	V

Remark: Spurious emissions within 30-1000MHz were found more than 20dB below limit line.

GSM1900 (EDGE class 8)									
Channel	Frequency (MHz)	EIRP (dBm)	Limit (dBm)	Over Limit (dB)	SPA Reading (dBm)	S.G. Power (dBm)	TX Cable loss (dB)	TX Antenna Gain (dBi)	Polarization (H/V)
Middle	3762	-65.35	-13	-52.35	-74.36	-70.21	1.93	6.80	H
	5640	-59.28	-13	-46.28	-69.84	-66.58	2.40	9.70	H
	7520	-57.40	-13	-44.40	-72.44	-66.45	2.76	11.81	H
	3762	-64.00	-13	-51.00	-73.31	-68.87	1.93	6.80	V
	5640	-61.69	-13	-48.69	-69.64	-68.99	2.40	9.70	V
	7520	-59.01	-13	-46.01	-71.5	-68.06	2.76	11.81	V

Remark: Spurious emissions within 30-1000MHz were found more than 20dB below limit line.

WCDMA Band V (RMC 12.2Kbps)									
Channel	Frequency (MHz)	ERP (dBm)	Limit (dBm)	Over Limit (dB)	SPA Reading (dBm)	S.G. Power (dBm)	TX Cable loss (dB)	TX Antenna Gain (dBi)	Polarization (H/V)
Middle	1672	-68.49	-13	-55.49	-66.69	-70.31	1.23	5.20	H
	2509	-67.87	-13	-54.87	-72.72	-70.10	1.52	5.90	H
	3345	-67.25	-13	-54.25	-74.81	-70.03	1.77	6.70	H
	1672	-68.99	-13	-55.99	-66.94	-70.81	1.23	5.20	V
	2509	-64.07	-13	-51.07	-72.37	-66.30	1.52	5.90	V
	3345	-63.71	-13	-50.71	-74.81	-66.49	1.77	6.70	V

Remark: Spurious emissions within 30-1000MHz were found more than 20dB below limit line.

WCDMA Band II (RMC 12.2Kbps)									
Channel	Frequency (MHz)	EIRP (dBm)	Limit (dBm)	Over Limit (dB)	SPA Reading (dBm)	S.G. Power (dBm)	TX Cable loss (dB)	TX Antenna Gain (dBi)	Polarization (H/V)
Middle	3762	-64.40	-13	-51.40	-73.41	-69.26	1.93	6.80	H
	5640	-59.46	-13	-46.46	-70.02	-66.76	2.40	9.70	H
	7520	-55.92	-13	-42.92	-70.96	-64.97	2.76	11.81	H
	3762	-64.68	-13	-51.68	-73.99	-69.55	1.93	6.80	V
	5640	-62.05	-13	-49.05	-70	-69.35	2.40	9.70	V
	7520	-59.56	-13	-46.56	-72.05	-68.61	2.76	11.81	V

Remark: Spurious emissions within 30-1000MHz were found more than 20dB below limit line.

WCDMA Band IV (RMC 12.2Kbps)									
Channel	Frequency (MHz)	EIRP (dBm)	Limit (dBm)	Over Limit (dB)	SPA Reading (dBm)	S.G. Power (dBm)	TX Cable loss (dB)	TX Antenna Gain (dBi)	Polarization (H/V)
Middle	3465	-47.94	-13	-34.94	-61.39	-52.82	1.81	6.69	H
	5197	-60.22	-13	-47.22	-70.92	-67.17	2.19	9.14	H
	6930	-57.37	-13	-44.37	-69.71	-65.45	2.6	10.68	H
	3465	-52.05	-13	-39.05	-63.8	-56.93	1.81	6.69	V
	5197	-61.62	-13	-48.62	-71.12	-68.57	2.19	9.14	V
	6930	-57.65	-13	-44.65	-70.16	-65.73	2.6	10.68	V

Remark: Spurious emissions within 30-1000MHz were found more than 20dB below limit line.

CDMA BC0 (1xRTT)									
Channel	Frequency (MHz)	ERP (dBm)	Limit (dBm)	Over Limit (dB)	SPA Reading (dBm)	S.G. Power (dBm)	TX Cable loss (dB)	TX Antenna Gain (dBi)	Polarization (H/V)
Middle	1672	-70.74	-13	-57.74	-69.37	-72.60	1.19	5.20	H
	2512	-65.39	-13	-52.39	-68.38	-67.61	1.53	5.90	H
	3344	-69.08	-13	-56.08	-73.03	-71.87	1.76	6.70	H
	1672	-68.01	-13	-55.01	-65.97	-69.87	1.19	5.20	V
	2512	-65.36	-13	-52.36	-67.34	-67.58	1.53	5.90	V
	3344	-68.95	-13	-55.95	-72.27	-71.74	1.76	6.70	V

Remark: Spurious emissions within 30-1000MHz were found more than 20dB below limit line.

CDMA BC1 (1xRTT)									
Channel	Frequency (MHz)	EIRP (dBm)	Limit (dBm)	Over Limit (dB)	SPA Reading (dBm)	S.G. Power (dBm)	TX Cable loss (dB)	TX Antenna Gain (dBi)	Polarization (H/V)
Middle	3762	-70.01	-13	-57.01	-73.52	-75.00	1.88	6.87	H
	5640	-66.86	-13	-53.86	-75.05	-74.16	2.38	9.68	H
	7518	-63.73	-13	-50.73	-75.76	-72.80	2.74	11.81	H
	3762	-69.43	-13	-56.43	-73.22	-74.42	1.88	6.87	V
	5640	-66.22	-13	-53.22	-74.79	-73.52	2.38	9.68	V
	7518	-64.99	-13	-51.99	-75.7	-74.06	2.74	11.81	V

Remark: Spurious emissions within 30-1000MHz were found more than 20dB below limit line.

Appendix C. Test Setup Photographs