WCDMA Band IV (RMC 12.2Kbps)

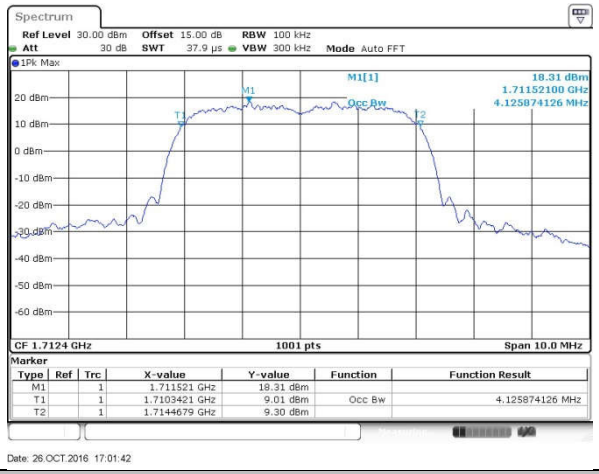

Middle Channel

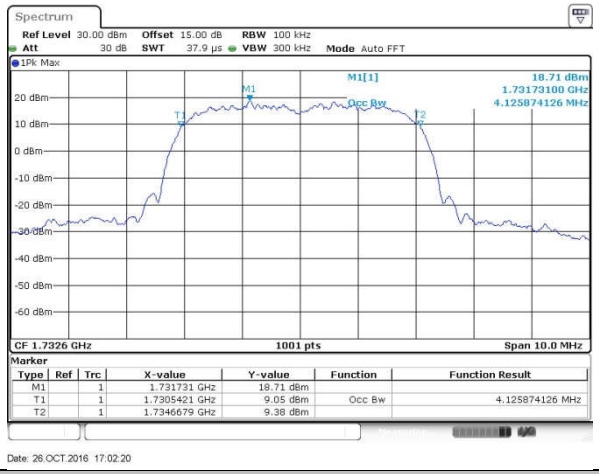

Highest Channel

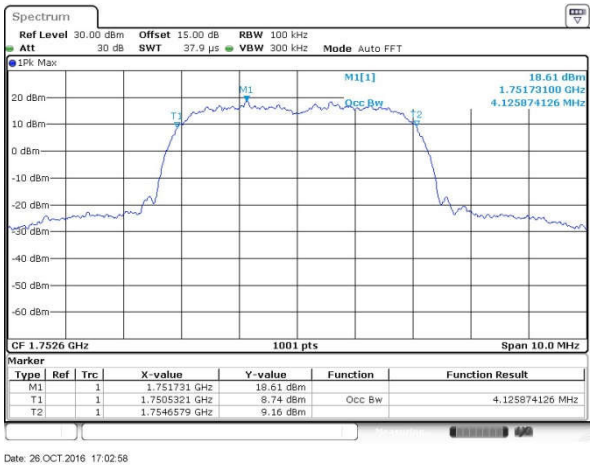

Conducted Band Edge

GSM850 (GSM)

Lowest Band Edge

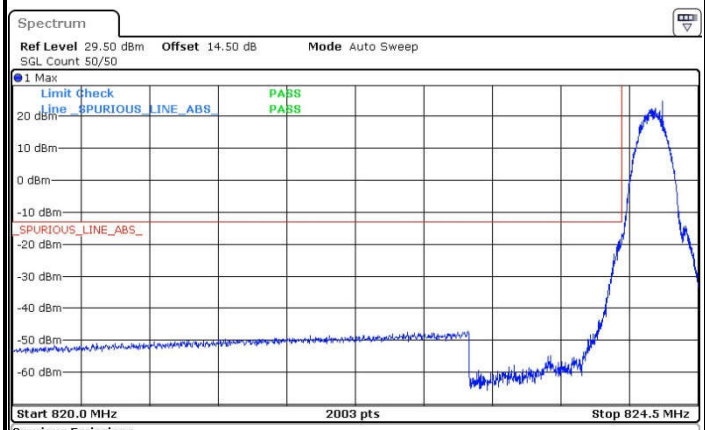

Spurious Emissions

Range Low	Range Up	RBW	Frequency	Power Abs	ΔLimit
820.000 MHz	823.000 MHz	100.000 kHz	822.98951 MHz	-47.21 dBm	-34.21 dB
823.000 MHz	824.000 MHz	3.000 kHz	823.99701 MHz	-17.83 dBm	-4.83 dB
824.000 MHz	824.500 MHz	10.000 kHz	824.26796 MHz	24.70 dBm	-10.30 dB

Date: 8.OCT.2016 19:17:27

Highest Band Edge

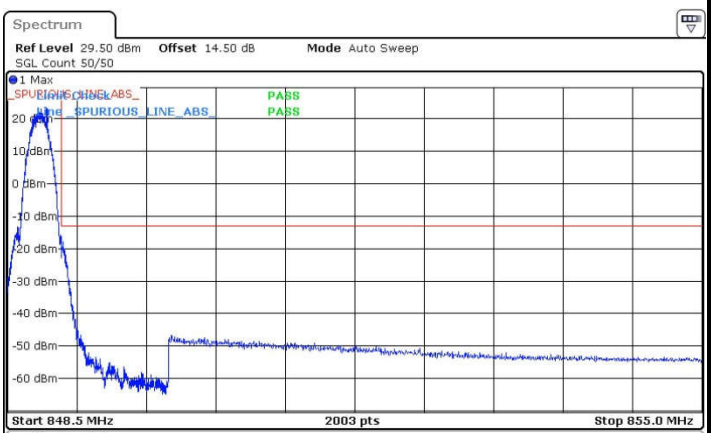

Spurious Emissions

Range Low	Range Up	RBW	Frequency	Power Abs	ΔLimit
848.500 MHz	849.000 MHz	10.000 kHz	848.86577 MHz	23.22 dBm	-11.78 dB
849.000 MHz	850.000 MHz	3.000 kHz	849.02096 MHz	-18.05 dBm	-5.05 dB
850.000 MHz	855.000 MHz	100.000 kHz	850.02747 MHz	-46.71 dBm	-33.71 dB

Date: 8.OCT.2016 19:18:55

GSM850 (EDGE)

Lowest Band Edge

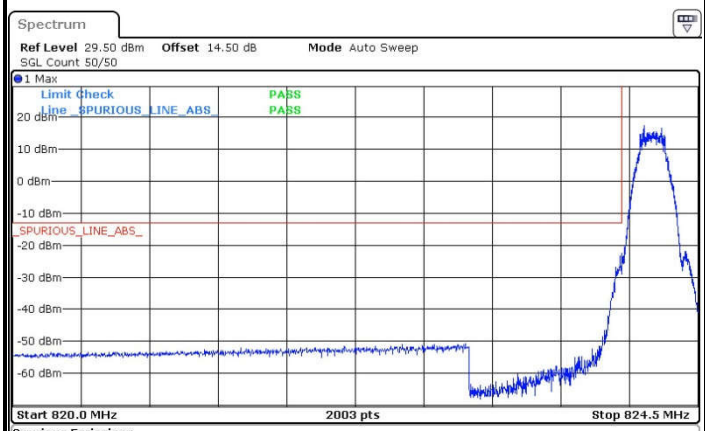

Spurious Emissions

Range Low	Range Up	RBW	Frequency	Power Abs	ΔLimit
820.000 MHz	823.000 MHz	100.000 kHz	822.97453 MHz	-50.59 dBm	-37.59 dB
823.000 MHz	824.000 MHz	3.000 kHz	823.98703 MHz	-23.35 dBm	-10.35 dB
824.000 MHz	824.500 MHz	10.000 kHz	824.14321 MHz	17.26 dBm	-17.74 dB

Date: 8.OCT.2016 19:42:11

Highest Band Edge

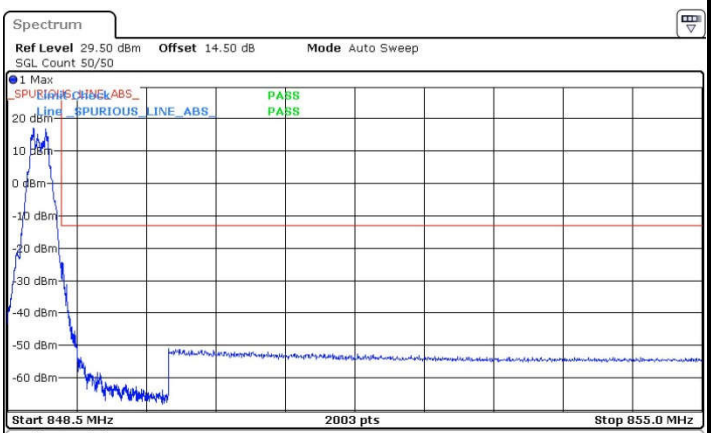

Spurious Emissions

Range Low	Range Up	RBW	Frequency	Power Abs	ΔLimit
848.500 MHz	849.000 MHz	10.000 kHz	848.74102 MHz	17.13 dBm	-17.87 dB
849.000 MHz	850.000 MHz	3.000 kHz	849.01297 MHz	-24.30 dBm	-11.30 dB
850.000 MHz	855.000 MHz	100.000 kHz	850.00749 MHz	-50.99 dBm	-37.99 dB

Date: 8.OCT.2016 19:44:16

GSM1900 (GSM)

Lowest Band Edge

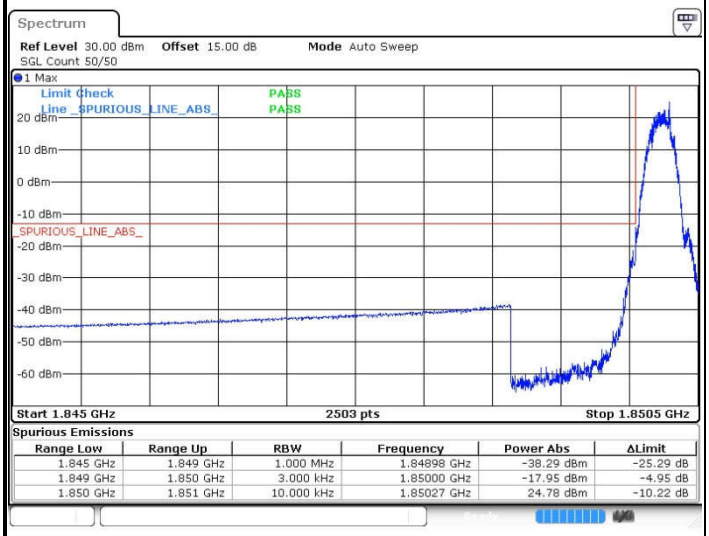

Spurious Emissions

Range Low	Range Up	RBW	Frequency	Power Abs	ΔLimit
1.845 GHz	1.849 GHz	1.000 MHz	1.84898 GHz	-38.29 dBm	-25.29 dB
1.849 GHz	1.850 GHz	3.000 kHz	1.85000 GHz	-17.95 dBm	-4.95 dB
1.850 GHz	1.851 GHz	10.000 kHz	1.85027 GHz	24.78 dBm	-10.22 dB

Date: 8.OCT.2016 20:34:34

Highest Band Edge

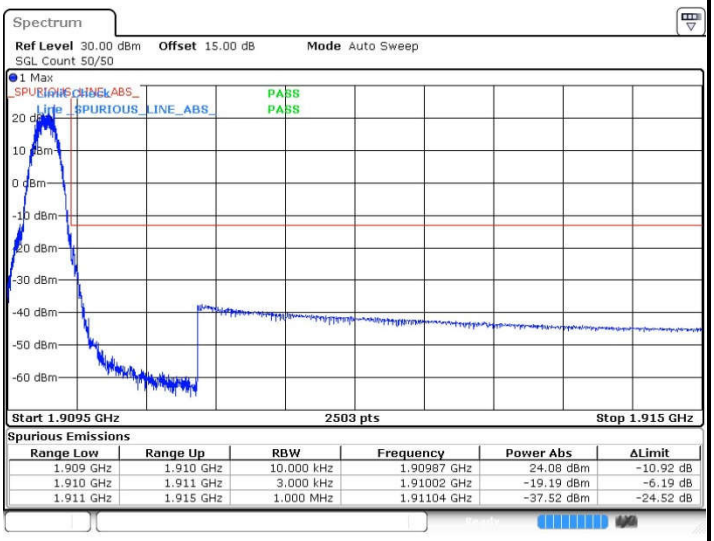

Spurious Emissions

Range Low	Range Up	RBW	Frequency	Power Abs	ΔLimit
1.909 GHz	1.910 GHz	10.000 kHz	1.90987 GHz	24.08 dBm	-10.92 dB
1.910 GHz	1.911 GHz	3.000 kHz	1.91002 GHz	-19.19 dBm	-6.19 dB
1.911 GHz	1.915 GHz	1.000 MHz	1.91104 GHz	-37.52 dBm	-24.52 dB

Date: 8.OCT.2016 20:36:01

GSM1900 (EDGE)

Lowest Band Edge

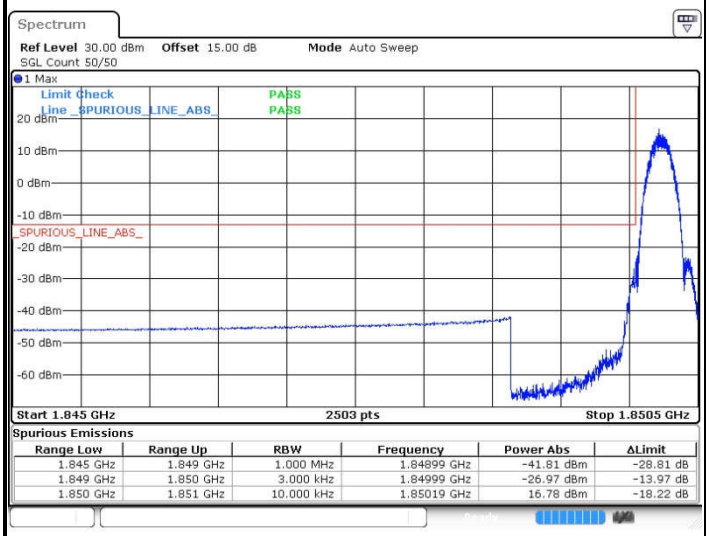

Spurious Emissions

Range Low	Range Up	RBW	Frequency	Power Abs	ΔLimit
1.845 GHz	1.849 GHz	1.000 MHz	1.84899 GHz	-41.81 dBm	-28.81 dB
1.849 GHz	1.850 GHz	3.000 kHz	1.84999 GHz	-26.97 dBm	-13.97 dB
1.850 GHz	1.851 GHz	10.000 kHz	1.85019 GHz	16.78 dBm	-18.22 dB

Date: 8.OCT.2016 20:09:36

Highest Band Edge

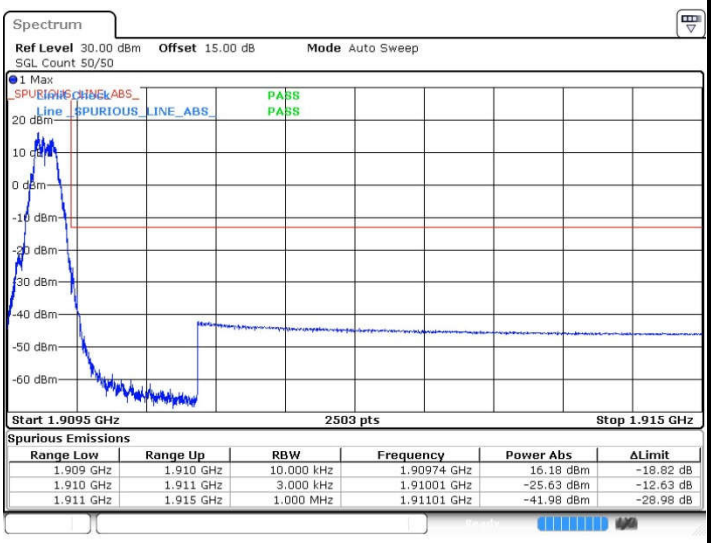

Spurious Emissions

Range Low	Range Up	RBW	Frequency	Power Abs	ΔLimit
1.909 GHz	1.910 GHz	10.000 kHz	1.90974 GHz	16.18 dBm	-18.82 dB
1.910 GHz	1.911 GHz	3.000 kHz	1.91001 GHz	-25.63 dBm	-12.63 dB
1.911 GHz	1.915 GHz	1.000 MHz	1.91101 GHz	-41.98 dBm	-28.98 dB

Date: 8.OCT.2016 20:17:45

WCDMA Band V (RMC 12.2Kbps)

Lowest Band Edge

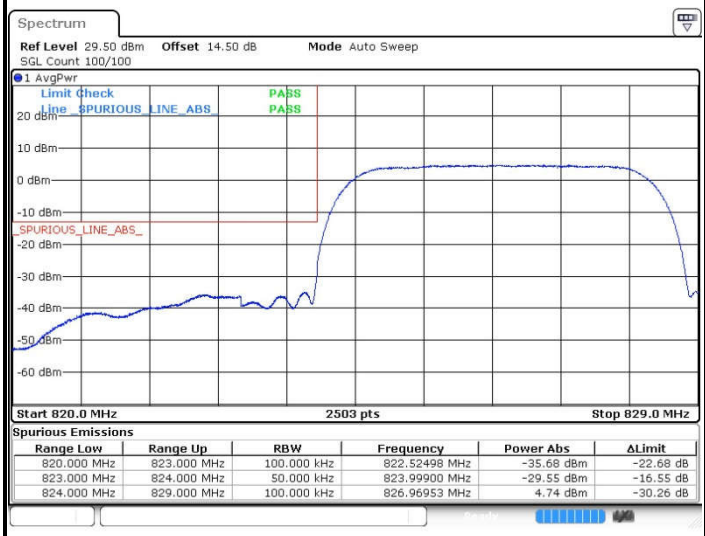

Spurious Emissions

Range Low	Range Up	RBW	Frequency	Power Abs	ΔLimit
820.000 MHz	823.000 MHz	100.000 kHz	822.52498 MHz	-35.68 dBm	-22.68 dB
823.000 MHz	824.000 MHz	50.000 kHz	823.99900 MHz	-29.55 dBm	-16.55 dB
824.000 MHz	829.000 MHz	100.000 kHz	826.96953 MHz	4.74 dBm	-30.26 dB

Date: 8.OCT.2016 21:00:12

Highest Band Edge

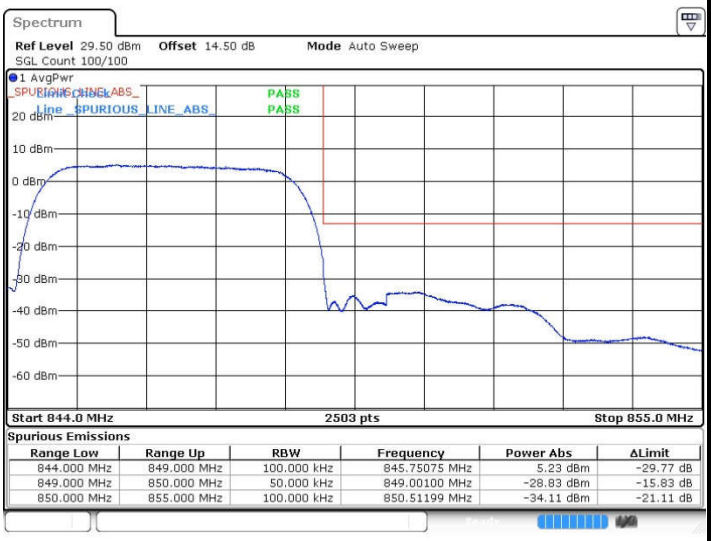

Spurious Emissions

Range Low	Range Up	RBW	Frequency	Power Abs	ΔLimit
844.000 MHz	849.000 MHz	100.000 kHz	845.75075 MHz	5.23 dBm	-29.77 dB
849.000 MHz	850.000 MHz	50.000 kHz	849.00100 MHz	-28.83 dBm	-15.83 dB
850.000 MHz	855.000 MHz	100.000 kHz	850.51199 MHz	-34.11 dBm	-21.11 dB

Date: 8.OCT.2016 21:02:54

WCDMA Band II (RMC 12.2Kbps)

Lowest Band Edge

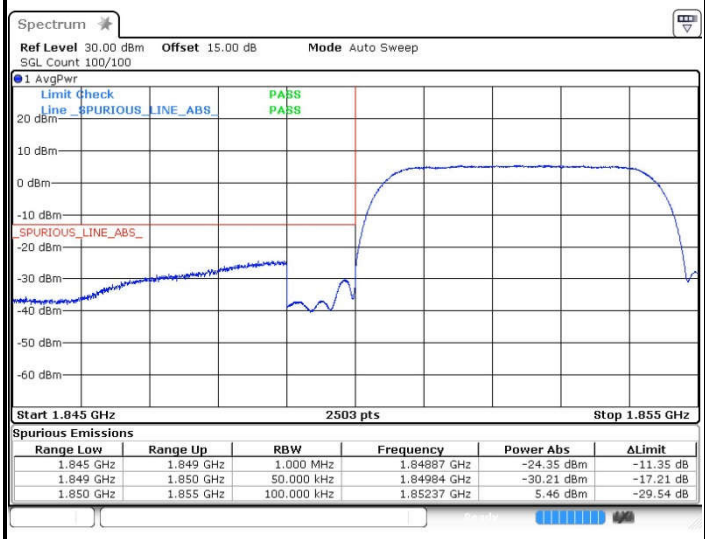

Spurious Emissions

Range Low	Range Up	RBW	Frequency	Power Abs	ΔLimit
1.845 GHz	1.849 GHz	1.000 MHz	1.84887 GHz	-24.35 dBm	-11.35 dB
1.849 GHz	1.850 GHz	50.000 kHz	1.84984 GHz	-30.21 dBm	-17.21 dB
1.850 GHz	1.855 GHz	100.000 kHz	1.85237 GHz	5.46 dBm	-29.54 dB

Date: 8.OCT.2016 21:15:12

Highest Band Edge

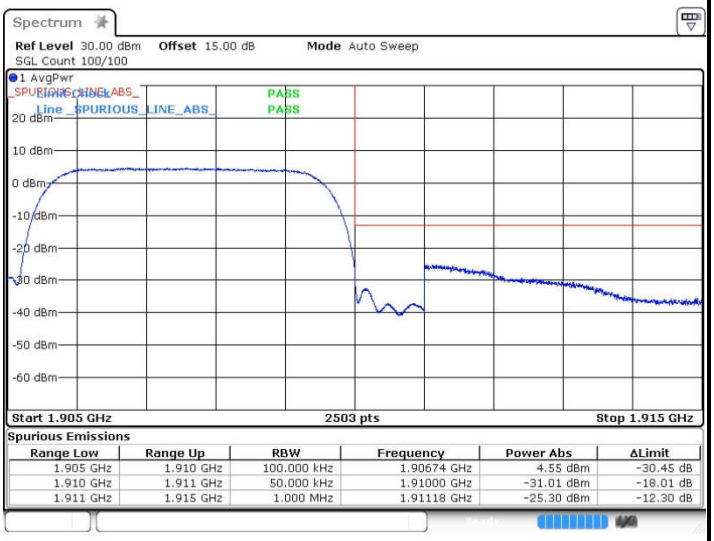

Spurious Emissions

Range Low	Range Up	RBW	Frequency	Power Abs	ΔLimit
1.905 GHz	1.910 GHz	100.000 kHz	1.90674 GHz	4.55 dBm	-30.45 dB
1.910 GHz	1.911 GHz	50.000 kHz	1.91000 GHz	-31.01 dBm	-18.01 dB
1.911 GHz	1.915 GHz	1.000 MHz	1.91118 GHz	-25.30 dBm	-12.30 dB

Date: 8.OCT.2016 21:17:54

WCDMA Band IV (RMC 12.2Kbps)

Lowest Band Edge

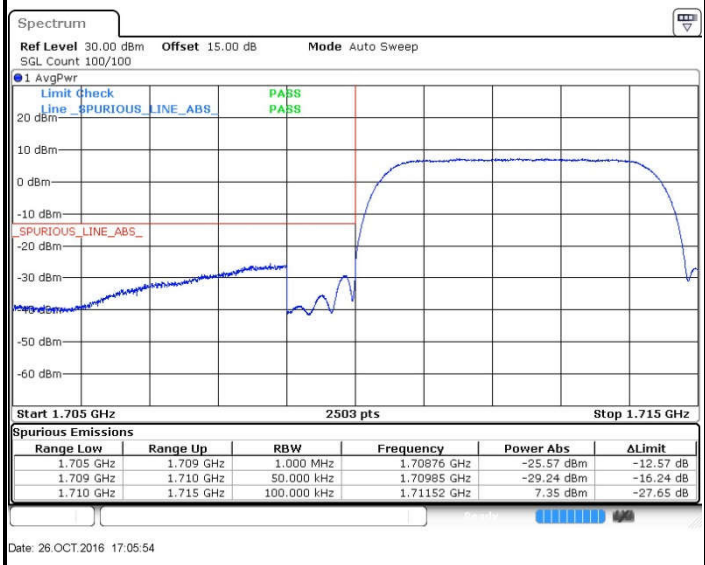

Spurious Emissions

Range Low	Range Up	RBW	Frequency	Power Abs	ΔLimit
1.705 GHz	1.709 GHz	1.000 MHz	1.70876 GHz	-25.57 dBm	-12.57 dB
1.709 GHz	1.710 GHz	50.000 kHz	1.70985 GHz	-29.24 dBm	-16.24 dB
1.710 GHz	1.715 GHz	100.000 kHz	1.71152 GHz	7.35 dBm	-27.65 dB

Date: 26.OCT.2016 17:05:54

Highest Band Edge

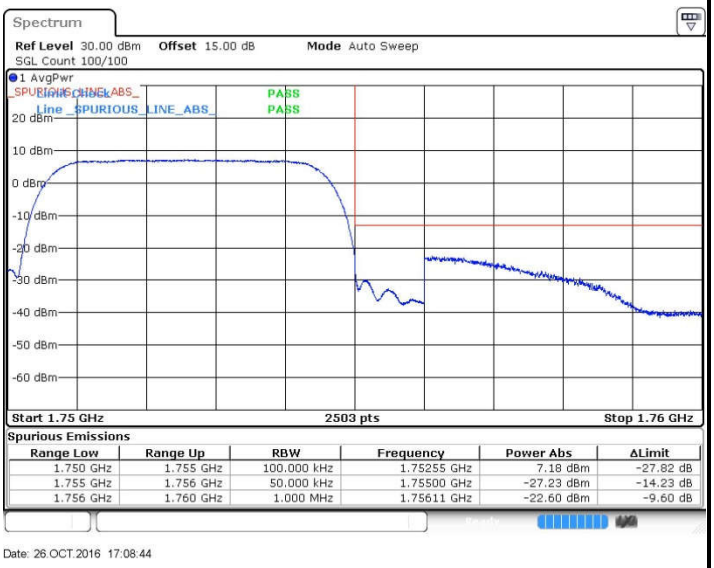

Spurious Emissions

Range Low	Range Up	RBW	Frequency	Power Abs	ΔLimit
1.750 GHz	1.755 GHz	100.000 kHz	1.75255 GHz	7.18 dBm	-27.82 dB
1.755 GHz	1.756 GHz	50.000 kHz	1.75500 GHz	-27.23 dBm	-14.23 dB
1.756 GHz	1.760 GHz	1.000 MHz	1.75611 GHz	-22.60 dBm	-9.60 dB

Date: 26.OCT.2016 17:08:44

Conducted Spurious Emission

GSM850 (GSM)

Lowest Channel

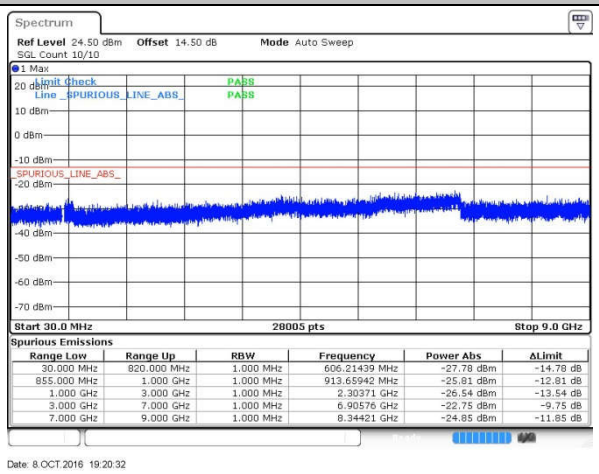

Spurious Emissions

Range Low	Range Up	RBW	Frequency	Power Abs	ΔLimit
30.000 MHz	820.000 MHz	1.000 MHz	606.21439 MHz	-27.78 dBm	-14.78 dB
855.000 MHz	1.000 GHz	1.000 MHz	913.65942 MHz	-25.81 dBm	-12.81 dB
1.000 GHz	3.000 GHz	1.000 MHz	2.30371 GHz	-26.54 dBm	-13.54 dB
3.000 GHz	7.000 GHz	1.000 MHz	6.90576 GHz	-22.75 dBm	-9.75 dB
7.000 GHz	9.000 GHz	1.000 MHz	8.34421 GHz	-24.85 dBm	-11.85 dB

Date: 8.OCT.2016 19:20:32

Middle Channel

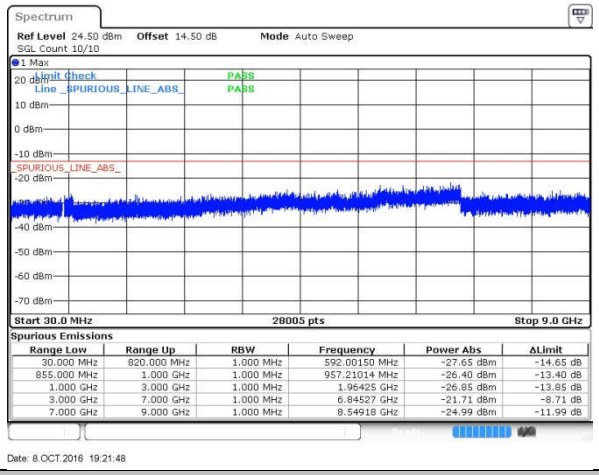

Spurious Emissions

Range Low	Range Up	RBW	Frequency	Power Abs	ΔLimit
30.000 MHz	820.000 MHz	1.000 MHz	592.00150 MHz	-27.65 dBm	-14.65 dB
855.000 MHz	1.000 GHz	1.000 MHz	957.21014 MHz	-26.40 dBm	-13.40 dB
1.000 GHz	3.000 GHz	1.000 MHz	1.96425 GHz	-26.85 dBm	-13.85 dB
3.000 GHz	7.000 GHz	1.000 MHz	6.84527 GHz	-21.71 dBm	-8.71 dB
7.000 GHz	9.000 GHz	1.000 MHz	8.54918 GHz	-24.99 dBm	-11.99 dB

Date: 8.OCT.2016 19:21:48

Highest Channel

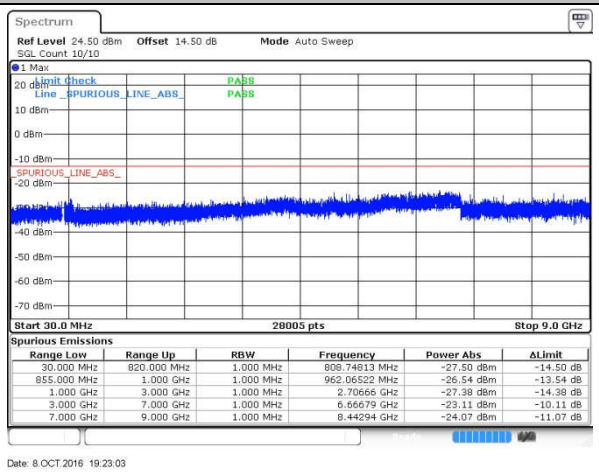

Spurious Emissions

Range Low	Range Up	RBW	Frequency	Power Abs	ΔLimit
30.000 MHz	820.000 MHz	1.000 MHz	808.74813 MHz	-27.50 dBm	-14.50 dB
855.000 MHz	1.000 GHz	1.000 MHz	962.06522 MHz	-26.54 dBm	-13.54 dB
1.000 GHz	3.000 GHz	1.000 MHz	2.70666 GHz	-27.38 dBm	-14.38 dB
3.000 GHz	7.000 GHz	1.000 MHz	6.66679 GHz	-23.11 dBm	-10.11 dB
7.000 GHz	9.000 GHz	1.000 MHz	8.44294 GHz	-24.07 dBm	-11.07 dB

Date: 8.OCT.2016 19:23:03

GSM850 (EDGE)

Lowest Channel

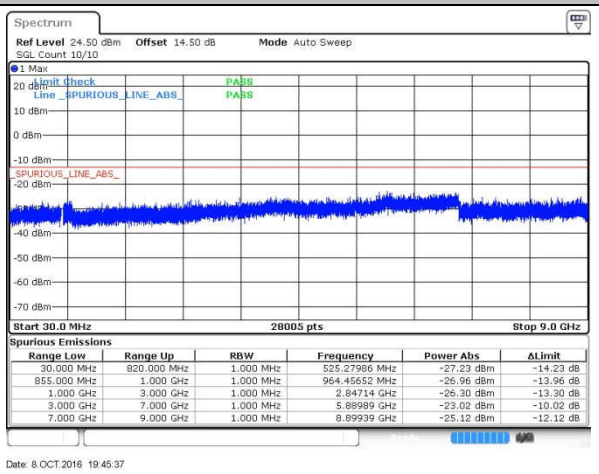

Spurious Emissions

Range Low	Range Up	RBW	Frequency	Power Abs	ΔLimit
30.000 MHz	820.000 MHz	1.000 MHz	525.27986 MHz	-27.23 dBm	-14.23 dB
855.000 MHz	1.000 GHz	1.000 MHz	964.45652 MHz	-26.96 dBm	-13.96 dB
1.000 GHz	3.000 GHz	1.000 MHz	2.84714 GHz	-26.30 dBm	-13.30 dB
3.000 GHz	7.000 GHz	1.000 MHz	5.88989 GHz	-23.02 dBm	-10.02 dB
7.000 GHz	9.000 GHz	1.000 MHz	8.89939 GHz	-25.12 dBm	-12.12 dB

Date: 8.OCT.2016 19:45:37

Middle Channel

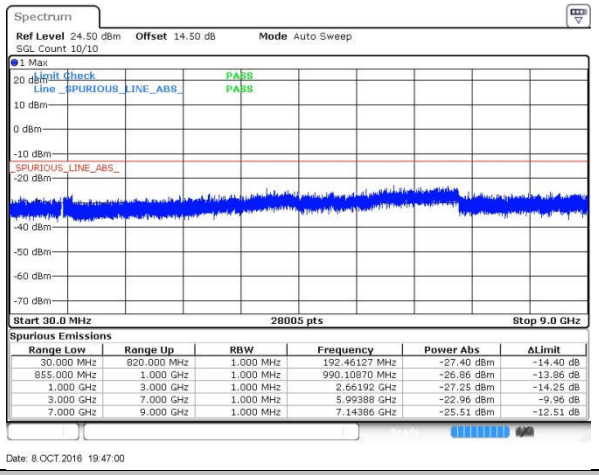

Spurious Emissions

Range Low	Range Up	RBW	Frequency	Power Abs	ΔLimit
30.000 MHz	820.000 MHz	1.000 MHz	192.46127 MHz	-27.40 dBm	-14.40 dB
855.000 MHz	1.000 GHz	1.000 MHz	990.10870 MHz	-26.86 dBm	-13.86 dB
1.000 GHz	3.000 GHz	1.000 MHz	2.66192 GHz	-27.25 dBm	-14.25 dB
3.000 GHz	7.000 GHz	1.000 MHz	5.99388 GHz	-22.96 dBm	-9.96 dB
7.000 GHz	9.000 GHz	1.000 MHz	7.14386 GHz	-25.51 dBm	-12.51 dB

Date: 8.OCT.2016 19:47:00

Highest Channel

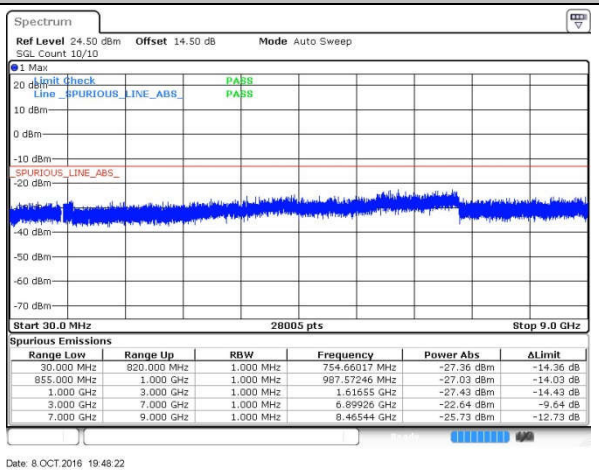

Spurious Emissions

Range Low	Range Up	RBW	Frequency	Power Abs	ΔLimit
30.000 MHz	820.000 MHz	1.000 MHz	754.66017 MHz	-27.36 dBm	-14.36 dB
855.000 MHz	1.000 GHz	1.000 MHz	987.57246 MHz	-27.03 dBm	-14.03 dB
1.000 GHz	3.000 GHz	1.000 MHz	1.61655 GHz	-27.43 dBm	-14.43 dB
3.000 GHz	7.000 GHz	1.000 MHz	6.89926 GHz	-22.64 dBm	-9.64 dB
7.000 GHz	9.000 GHz	1.000 MHz	8.46544 GHz	-25.73 dBm	-12.73 dB

Date: 8.OCT.2016 19:48:22

GSM1900 (GSM)

Lowest Channel

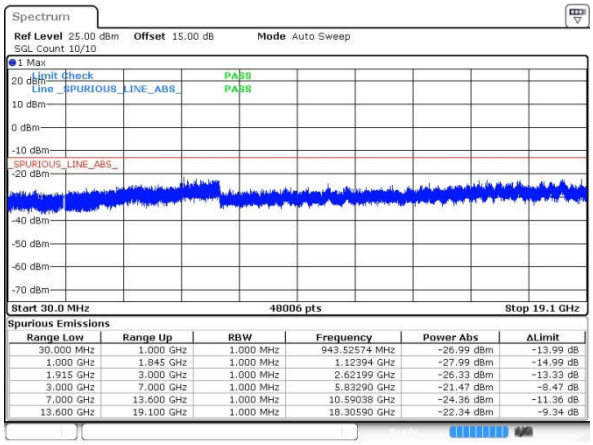

Spurious Emissions

Range Low	Range Up	RBW	Frequency	Power Abs	ΔLimit
30.000 MHz	1.000 GHz	1.000 MHz	943.52574 MHz	-26.99 dBm	-13.99 dB
1.000 GHz	1.845 GHz	1.000 MHz	1.12394 GHz	-27.99 dBm	-14.99 dB
1.915 GHz	3.000 GHz	1.000 MHz	2.62199 GHz	-26.33 dBm	-13.33 dB
3.000 GHz	7.000 GHz	1.000 MHz	5.83290 GHz	-21.47 dBm	-8.47 dB
7.000 GHz	13.600 GHz	1.000 MHz	10.59038 GHz	-24.36 dBm	-11.36 dB
13.600 GHz	19.100 GHz	1.000 MHz	18.30590 GHz	-22.34 dBm	-9.34 dB

Date: 8.OCT.2016 20:37:31

Middle Channel

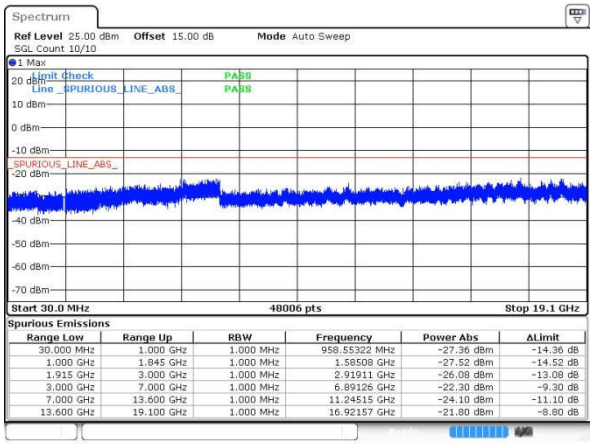

Spurious Emissions

Range Low	Range Up	RBW	Frequency	Power Abs	ΔLimit
30.000 MHz	1.000 GHz	1.000 MHz	958.55322 MHz	-27.36 dBm	-14.36 dB
1.000 GHz	1.845 GHz	1.000 MHz	1.58508 GHz	-27.52 dBm	-14.52 dB
1.915 GHz	3.000 GHz	1.000 MHz	2.91911 GHz	-26.08 dBm	-13.08 dB
3.000 GHz	7.000 GHz	1.000 MHz	6.89126 GHz	-22.30 dBm	-9.30 dB
7.000 GHz	13.600 GHz	1.000 MHz	11.24515 GHz	-24.10 dBm	-11.10 dB
13.600 GHz	19.100 GHz	1.000 MHz	16.92157 GHz	-21.80 dBm	-8.80 dB

Date: 8.OCT.2016 20:38:47

Highest Channel

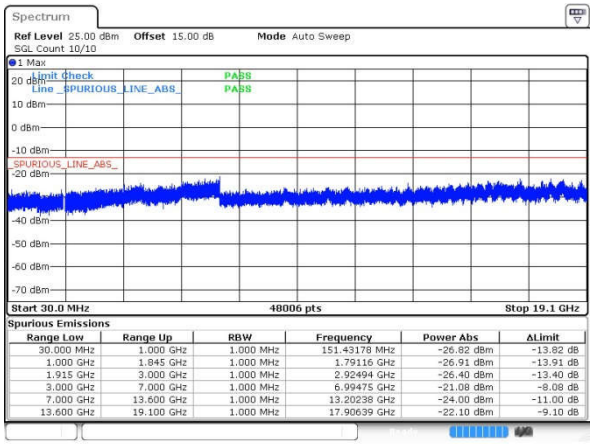

Spurious Emissions

Range Low	Range Up	RBW	Frequency	Power Abs	ΔLimit
30.000 MHz	1.000 GHz	1.000 MHz	151.43178 MHz	-26.82 dBm	-13.82 dB
1.000 GHz	1.845 GHz	1.000 MHz	1.79116 GHz	-26.91 dBm	-13.91 dB
1.915 GHz	3.000 GHz	1.000 MHz	2.92494 GHz	-26.40 dBm	-13.40 dB
3.000 GHz	7.000 GHz	1.000 MHz	6.99475 GHz	-21.08 dBm	-8.08 dB
7.000 GHz	13.600 GHz	1.000 MHz	13.20238 GHz	-24.00 dBm	-11.00 dB
13.600 GHz	19.100 GHz	1.000 MHz	17.90639 GHz	-22.10 dBm	-9.10 dB

Date: 8.OCT.2016 20:40:02

GSM1900 (EDGE)

Lowest Channel

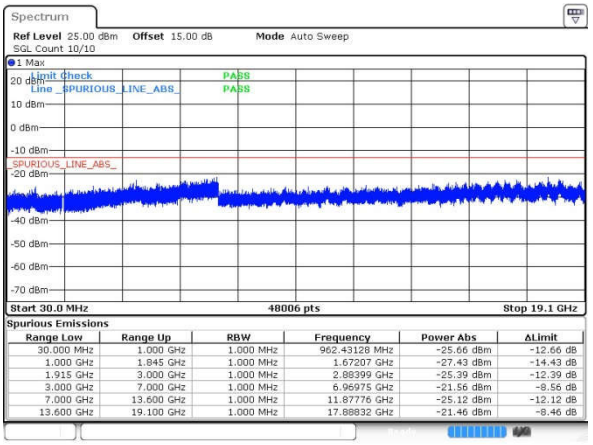

Spurious Emissions

Range Low	Range Up	RBW	Frequency	Power Abs	ΔLimit
30.000 MHz	1.000 GHz	1.000 MHz	962.43128 MHz	-25.66 dBm	-12.66 dB
1.000 GHz	1.845 GHz	1.000 MHz	1.67207 GHz	-27.43 dBm	-14.43 dB
1.915 GHz	3.000 GHz	1.000 MHz	2.88399 GHz	-25.39 dBm	-12.39 dB
3.000 GHz	7.000 GHz	1.000 MHz	6.96975 GHz	-21.56 dBm	-8.56 dB
7.000 GHz	13.600 GHz	1.000 MHz	11.87776 GHz	-25.12 dBm	-12.12 dB
13.600 GHz	19.100 GHz	1.000 MHz	17.88832 GHz	-21.46 dBm	-8.46 dB

Date: 8.OCT.2016 20:19:41

Middle Channel

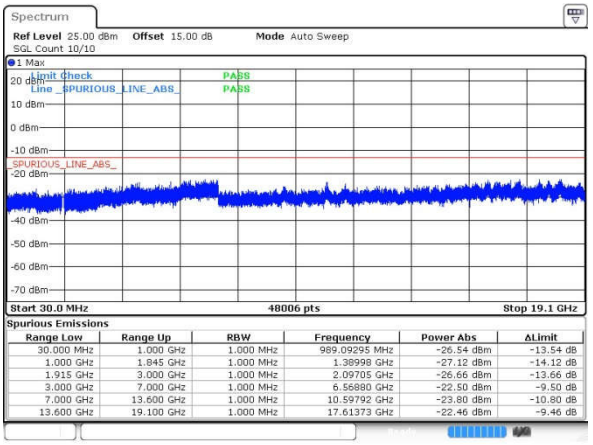

Spurious Emissions

Range Low	Range Up	RBW	Frequency	Power Abs	ΔLimit
30.000 MHz	1.000 GHz	1.000 MHz	989.09295 MHz	-26.54 dBm	-13.54 dB
1.000 GHz	1.845 GHz	1.000 MHz	1.38998 GHz	-27.12 dBm	-14.12 dB
1.915 GHz	3.000 GHz	1.000 MHz	2.09705 GHz	-26.66 dBm	-13.66 dB
3.000 GHz	7.000 GHz	1.000 MHz	6.56880 GHz	-22.50 dBm	-9.50 dB
7.000 GHz	13.600 GHz	1.000 MHz	10.59792 GHz	-23.80 dBm	-10.80 dB
13.600 GHz	19.100 GHz	1.000 MHz	17.61373 GHz	-22.46 dBm	-9.46 dB

Date: 8.OCT.2016 20:21:03

Highest Channel

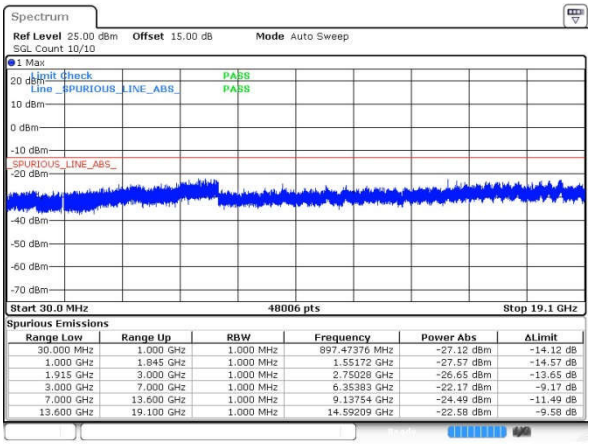

Spurious Emissions

Range Low	Range Up	RBW	Frequency	Power Abs	ΔLimit
30.000 MHz	1.000 GHz	1.000 MHz	897.47376 MHz	-27.12 dBm	-14.12 dB
1.000 GHz	1.845 GHz	1.000 MHz	1.55172 GHz	-27.57 dBm	-14.57 dB
1.915 GHz	3.000 GHz	1.000 MHz	2.75028 GHz	-26.65 dBm	-13.65 dB
3.000 GHz	7.000 GHz	1.000 MHz	6.35383 GHz	-22.17 dBm	-9.17 dB
7.000 GHz	13.600 GHz	1.000 MHz	9.13754 GHz	-24.49 dBm	-11.49 dB
13.600 GHz	19.100 GHz	1.000 MHz	14.59209 GHz	-22.58 dBm	-9.58 dB

Date: 8.OCT.2016 20:22:54

WCDMA Band V (RMC 12.2Kbps)

Lowest Channel

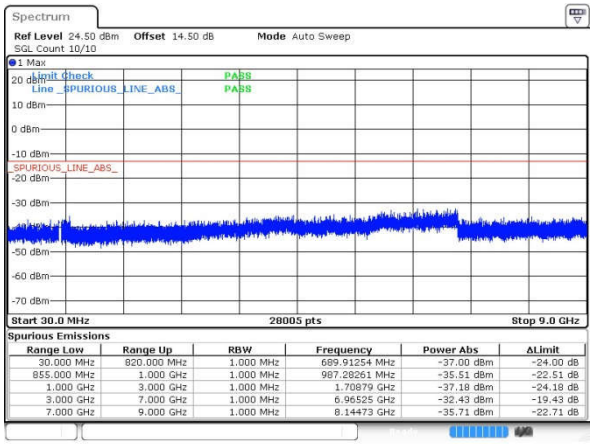

Spurious Emissions

Range Low	Range Up	RBW	Frequency	Power Abs	ΔLimit
30.000 MHz	820.000 MHz	1.000 MHz	689.91254 MHz	-37.00 dBm	-24.00 dB
855.000 MHz	1.000 GHz	1.000 MHz	987.28261 MHz	-35.51 dBm	-22.51 dB
1.000 GHz	3.000 GHz	1.000 MHz	1.70879 GHz	-37.18 dBm	-24.18 dB
3.000 GHz	7.000 GHz	1.000 MHz	6.96525 GHz	-32.43 dBm	-19.43 dB
7.000 GHz	9.000 GHz	1.000 MHz	8.14473 GHz	-35.71 dBm	-22.71 dB

Date: 8.OCT.2016 21:04:33

Middle Channel

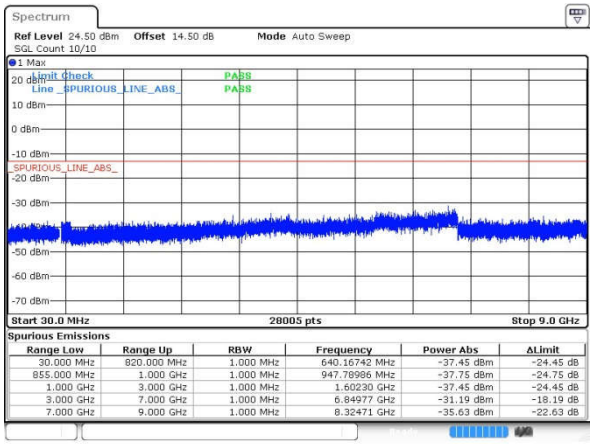

Spurious Emissions

Range Low	Range Up	RBW	Frequency	Power Abs	ΔLimit
30.000 MHz	820.000 MHz	1.000 MHz	640.16742 MHz	-37.45 dBm	-24.45 dB
855.000 MHz	1.000 GHz	1.000 MHz	947.78986 MHz	-37.75 dBm	-24.75 dB
1.000 GHz	3.000 GHz	1.000 MHz	1.60230 GHz	-37.45 dBm	-24.45 dB
3.000 GHz	7.000 GHz	1.000 MHz	6.84977 GHz	-31.19 dBm	-18.19 dB
7.000 GHz	9.000 GHz	1.000 MHz	8.32471 GHz	-35.63 dBm	-22.63 dB

Date: 8.OCT.2016 21:05:49

Highest Channel

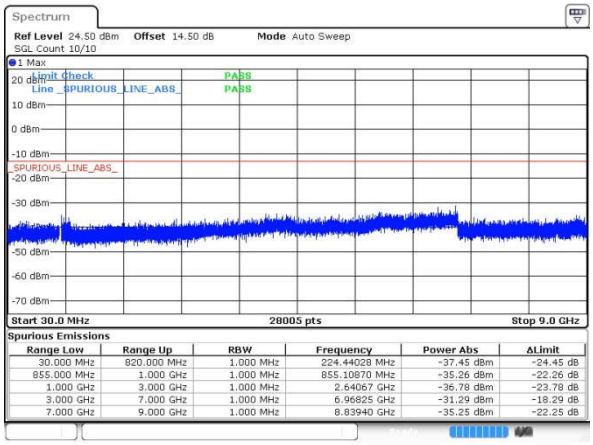

Spurious Emissions

Range Low	Range Up	RBW	Frequency	Power Abs	ΔLimit
30.000 MHz	820.000 MHz	1.000 MHz	224.44028 MHz	-37.45 dBm	-24.45 dB
855.000 MHz	1.000 GHz	1.000 MHz	855.10870 MHz	-35.26 dBm	-22.26 dB
1.000 GHz	3.000 GHz	1.000 MHz	2.64067 GHz	-36.78 dBm	-23.78 dB
3.000 GHz	7.000 GHz	1.000 MHz	6.96825 GHz	-31.29 dBm	-18.29 dB
7.000 GHz	9.000 GHz	1.000 MHz	8.83940 GHz	-35.25 dBm	-22.25 dB

Date: 8.OCT.2016 21:07:04

WCDMA Band II (RMC 12.2Kbps)

Lowest Channel

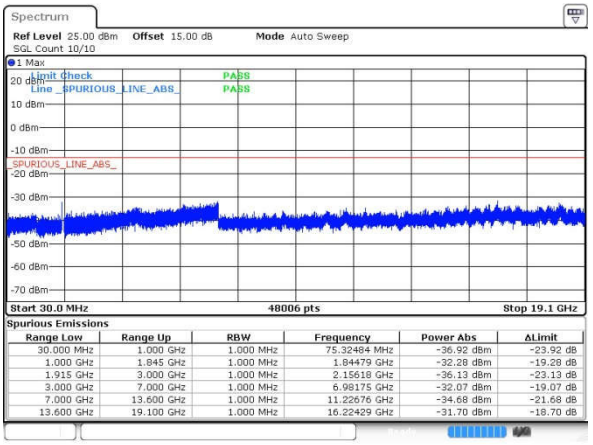

Spurious Emissions

Range Low	Range Up	RBW	Frequency	Power Abs	ΔLimit
30.000 MHz	1.000 GHz	1.000 MHz	75.32484 MHz	-36.92 dBm	-23.92 dB
1.000 GHz	1.845 GHz	1.000 MHz	1.84479 GHz	-32.28 dBm	-19.28 dB
1.915 GHz	3.000 GHz	1.000 MHz	2.15618 GHz	-36.13 dBm	-23.13 dB
3.000 GHz	7.000 GHz	1.000 MHz	6.98175 GHz	-32.07 dBm	-19.07 dB
7.000 GHz	13.600 GHz	1.000 MHz	11.22676 GHz	-34.68 dBm	-21.68 dB
13.600 GHz	19.100 GHz	1.000 MHz	16.22429 GHz	-31.70 dBm	-18.70 dB

Date: 8.OCT.2016 21:47:10

Middle Channel

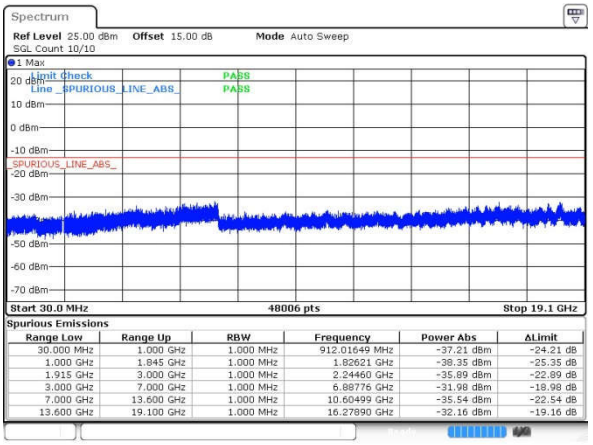

Spurious Emissions

Range Low	Range Up	RBW	Frequency	Power Abs	ΔLimit
30.000 MHz	1.000 GHz	1.000 MHz	912.01649 MHz	-37.21 dBm	-24.21 dB
1.000 GHz	1.845 GHz	1.000 MHz	1.82621 GHz	-38.35 dBm	-25.35 dB
1.915 GHz	3.000 GHz	1.000 MHz	2.24460 GHz	-35.89 dBm	-22.89 dB
3.000 GHz	7.000 GHz	1.000 MHz	6.88776 GHz	-31.98 dBm	-18.98 dB
7.000 GHz	13.600 GHz	1.000 MHz	10.60499 GHz	-35.54 dBm	-22.54 dB
13.600 GHz	19.100 GHz	1.000 MHz	16.27890 GHz	-32.16 dBm	-19.16 dB

Date: 8.OCT.2016 21:48:26

Highest Channel

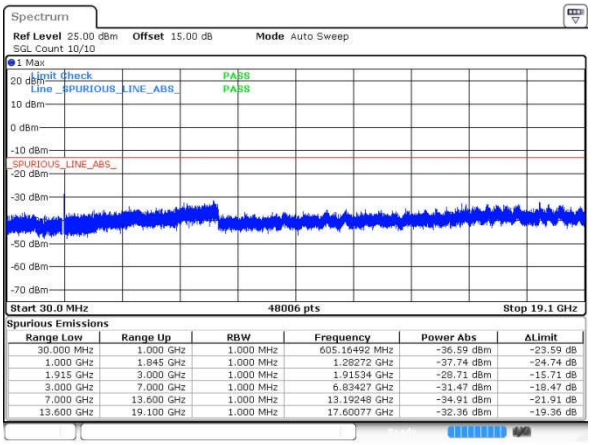

Spurious Emissions

Range Low	Range Up	RBW	Frequency	Power Abs	ΔLimit
30.000 MHz	1.000 GHz	1.000 MHz	605.16492 MHz	-36.59 dBm	-23.59 dB
1.000 GHz	1.845 GHz	1.000 MHz	1.28272 GHz	-37.74 dBm	-24.74 dB
1.915 GHz	3.000 GHz	1.000 MHz	1.91534 GHz	-28.71 dBm	-15.71 dB
3.000 GHz	7.000 GHz	1.000 MHz	6.83427 GHz	-31.47 dBm	-18.47 dB
7.000 GHz	13.600 GHz	1.000 MHz	13.19248 GHz	-34.91 dBm	-21.91 dB
13.600 GHz	19.100 GHz	1.000 MHz	17.60077 GHz	-32.36 dBm	-19.36 dB

Date: 8.OCT.2016 21:49:42

WCDMA Band IV (RMC 12.2Kbps)

Lowest Channel

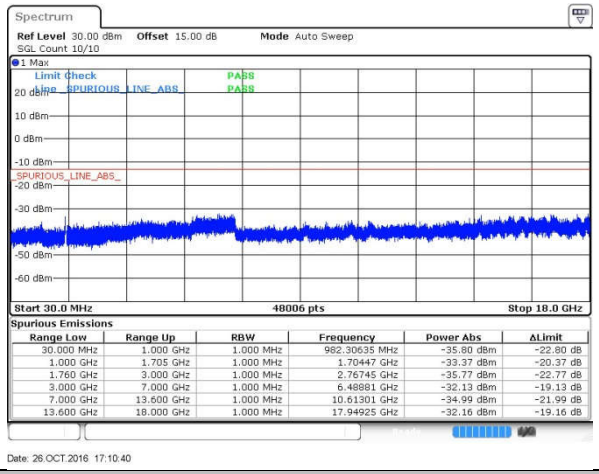

Spurious Emissions

Range Low	Range Up	RBW	Frequency	Power Abs	ΔLimit
30.000 MHz	1.000 GHz	1.000 MHz	982.30635 MHz	-35.80 dBm	-22.80 dB
1.000 GHz	1.705 GHz	1.000 MHz	1.70447 GHz	-33.37 dBm	-20.37 dB
1.760 GHz	3.000 GHz	1.000 MHz	2.76745 GHz	-35.77 dBm	-22.77 dB
3.000 GHz	7.000 GHz	1.000 MHz	6.48881 GHz	-32.13 dBm	-19.13 dB
7.000 GHz	13.600 GHz	1.000 MHz	10.61301 GHz	-34.99 dBm	-21.99 dB
13.600 GHz	18.000 GHz	1.000 MHz	17.94925 GHz	-32.16 dBm	-19.16 dB

Middle Channel

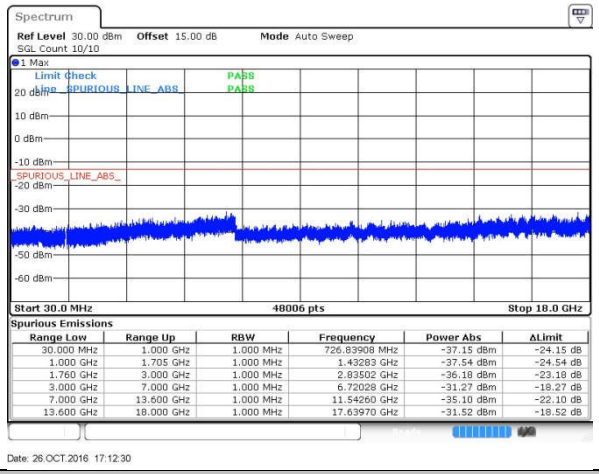

Spurious Emissions

Range Low	Range Up	RBW	Frequency	Power Abs	ΔLimit
30.000 MHz	1.000 GHz	1.000 MHz	726.83908 MHz	-37.15 dBm	-24.15 dB
1.000 GHz	1.705 GHz	1.000 MHz	1.43283 GHz	-37.54 dBm	-24.54 dB
1.760 GHz	3.000 GHz	1.000 MHz	2.83502 GHz	-36.18 dBm	-23.18 dB
3.000 GHz	7.000 GHz	1.000 MHz	6.72028 GHz	-31.27 dBm	-18.27 dB
7.000 GHz	13.600 GHz	1.000 MHz	11.54260 GHz	-35.10 dBm	-22.10 dB
13.600 GHz	18.000 GHz	1.000 MHz	17.63970 GHz	-31.52 dBm	-18.52 dB

Highest Channel

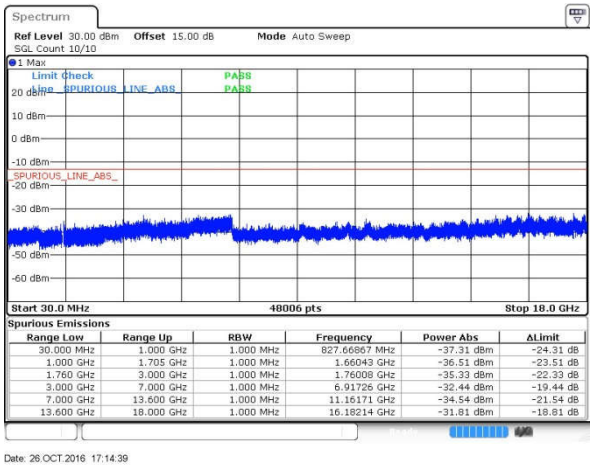

Spurious Emissions

Range Low	Range Up	RBW	Frequency	Power Abs	ΔLimit
30.000 MHz	1.000 GHz	1.000 MHz	827.66867 MHz	-37.31 dBm	-24.31 dB
1.000 GHz	1.705 GHz	1.000 MHz	1.66043 GHz	-36.51 dBm	-23.51 dB
1.760 GHz	3.000 GHz	1.000 MHz	1.76008 GHz	-35.33 dBm	-22.33 dB
3.000 GHz	7.000 GHz	1.000 MHz	6.91726 GHz	-32.44 dBm	-19.44 dB
7.000 GHz	13.600 GHz	1.000 MHz	11.16171 GHz	-34.54 dBm	-21.54 dB
13.600 GHz	18.000 GHz	1.000 MHz	16.18214 GHz	-31.81 dBm	-18.81 dB

Frequency Stability

Test Conditions	Middle Channel	GSM850 (GSM)	GSM850 (EDGE)	Limit 2.5ppm
Temperature (°C)	Voltage (Volt)	Deviation (ppm)		Result
50	Normal Voltage	0.0012	0.0060	PASS
40	Normal Voltage	0.0060	0.0048	
30	Normal Voltage	0.0012	0.0024	
20(Ref.)	Normal Voltage	0.0000	0.0000	
10	Normal Voltage	0.0048	0.0048	
0	Normal Voltage	0.0120	0.0084	
-10	Normal Voltage	0.0024	0.0036	
-20	Normal Voltage	0.0012	0.0024	
-30	Normal Voltage	0.0239	0.0048	
20	Maximum Voltage	0.0108	0.0514	
20	Normal Voltage	0.0155	0.0108	
20	Battery End Point	0.0203	0.0024	

Note: Normal Voltage = 3.8V. ；Battery End Point (BEP) = 3.4 V.；Maximum Voltage =4.35 V

Test Conditions	Middle Channel	GSM1900 (GSM)	GSM1900 (EDGE)	Limit Note 2.
Temperature (°C)	Voltage (Volt)	Deviation (ppm)		Result
50	Normal Voltage	0.0053	0.0011	PASS
40	Normal Voltage	0.0011	0.0016	
30	Normal Voltage	0.0021	0.0043	
20(Ref.)	Normal Voltage	0.0000	0.0000	
10	Normal Voltage	0.0064	0.0090	
0	Normal Voltage	0.0053	0.0064	
-10	Normal Voltage	0.0170	0.0165	
-20	Normal Voltage	0.0069	0.0032	
-30	Normal Voltage	0.0234	0.0069	
20	Maximum Voltage	0.0016	0.0053	
20	Normal Voltage	0.0149	0.0085	
20	Battery End Point	0.0027	0.0043	

Note:

1. Normal Voltage = 3.8 V. ；Battery End Point (BEP) = 3.4 V.；Maximum Voltage =4.35 V
2. The frequency fundamental emissions stay within the authorized frequency block based on the frequency deviation measured is small.

Test Conditions	Middle Channel	WCDMA Band V (RMC 12.2Kbps)	Limit 2.5ppm
Temperature (°C)	Voltage (Volt)	Deviation (ppm)	Result
50	Normal Voltage	0.0012	PASS
40	Normal Voltage	0.0048	
30	Normal Voltage	0.0036	
20(Ref.)	Normal Voltage	0.0000	
10	Normal Voltage	0.0084	
0	Normal Voltage	0.0120	
-10	Normal Voltage	0.0167	
-20	Normal Voltage	0.0036	
-30	Normal Voltage	0.0048	
20	Maximum Voltage	0.0191	
20	Normal Voltage	0.0012	
20	Battery End Point	0.0167	

Note: Normal Voltage = 3.8V. ；Battery End Point (BEP) = 3.4 V.；Maximum Voltage =4.35 V

Test Conditions	Middle Channel	WCDMA Band II (RMC 12.2Kbps)	Limit Note 2.
Temperature (°C)	Voltage (Volt)	Deviation (ppm)	Result
50	Normal Voltage	0.0021	PASS
40	Normal Voltage	0.0016	
30	Normal Voltage	0.0005	
20(Ref.)	Normal Voltage	0.0000	
10	Normal Voltage	0.0032	
0	Normal Voltage	0.0011	
-10	Normal Voltage	0.0021	
-20	Normal Voltage	0.0059	
-30	Normal Voltage	0.0069	
20	Maximum Voltage	0.0027	
20	Normal Voltage	0.0032	
20	Battery End Point	0.0011	

Note:

1. Normal Voltage = 3.8V. ；Battery End Point (BEP) = 3.4 V.；Maximum Voltage =4.35 V
2. The frequency fundamental emissions stay within the authorized frequency block based on the frequency deviation measured is small.

Test Conditions	Middle Channel	WCDMA Band IV (RMC 12.2Kbps)	Limit Note 2.
Temperature (°C)	Voltage (Volt)	Deviation (ppm)	Result
50	Normal Voltage	0.0098	PASS
40	Normal Voltage	0.0075	
30	Normal Voltage	0.0017	
20(Ref.)	Normal Voltage	0.0000	
10	Normal Voltage	0.0087	
0	Normal Voltage	0.0058	
-10	Normal Voltage	0.0035	
-20	Normal Voltage	0.0006	
-30	Normal Voltage	0.0092	
20	Maximum Voltage	0.0046	
20	Normal Voltage	0.0052	
20	Battery End Point	0.0040	

Note:

1. Normal Voltage = 3.8V. ；Battery End Point (BEP) = 3.4 V.；Maximum Voltage =4.35V
2. The frequency fundamental emissions stay within the authorized frequency block based on the frequency deviation measured is small.

Appendix B. Test Results of Radiated Test

Radiated Spurious Emission

GSM850 (GSM)									
Channel	Frequency (MHz)	ERP (dBm)	Limit (dBm)	Over Limit (dB)	SPA Reading (dBm)	S.G. Power (dBm)	TX Cable loss (dB)	TX Antenna Gain (dBi)	Polarization (H/V)
Middle	1672.00	-37.24	-13	-24.24	-38.53	-39.10	1.19	5.20	H
	2508.00	-24.60	-13	-11.60	-31.05	-26.82	1.53	5.90	H
	3348.00	-62.30	-13	-49.30	-66.25	-65.09	1.76	6.70	H
	4182.00	-58.35	-13	-45.35	-62.98	-61.50	1.90	7.20	H
	5016.00	-67.72	-13	-54.72	-73.95	-72.30	2.17	8.90	H
	5856.00	-31.80	-13	-18.80	-46.87	-37.04	2.41	9.80	H
	6690.00	-57.35	-13	-44.35	-75.00	-63.09	2.64	10.53	H
	7524.00	-47.41	-13	-34.41	-67.69	-53.84	2.88	11.46	H
	1672.00	-43.41	-13	-30.41	-43.83	-45.27	1.19	5.20	V
	2508.00	-26.24	-13	-13.24	-32.27	-28.46	1.53	5.90	V
	3348.00	-68.35	-13	-55.35	-71.67	-71.14	1.76	6.70	V
	4182.00	-55.51	-13	-42.51	-61.62	-58.66	1.90	7.20	V
	5016.00	-65.12	-13	-52.12	-73.67	-69.70	2.17	8.90	V
	5856.00	-34.71	-13	-21.71	-50.06	-39.95	2.41	9.80	V
	6690.00	-57.76	-13	-44.76	-75.13	-63.50	2.64	10.53	V
	7530.00	-45.21	-13	-32.21	-65.82	-51.65	2.88	11.46	V

Remark: Spurious emissions within 30-1000MHz were found more than 20dB below limit line.

GSM850 (EDGE class 8)									
Channel	Frequency (MHz)	ERP (dBm)	Limit (dBm)	Over Limit (dB)	SPA Reading (dBm)	S.G. Power (dBm)	TX Cable loss (dB)	TX Antenna Gain (dBi)	Polarization (H/V)
Middle	1672.00	-55.12	-13	-42.12	-54.14	-56.98	1.19	5.20	H
	2508.00	-39.83	-13	-26.83	-46.14	-42.05	1.53	5.90	H
	3345.00	-66.98	-13	-53.98	-70.93	-69.77	1.76	6.70	H
	4182.00	-60.81	-13	-47.81	-65.44	-63.96	1.90	7.20	H
	5019.00	-66.62	-13	-53.62	-72.85	-71.20	2.17	8.90	H
	5856.00	-61.62	-13	-48.62	-74.28	-66.86	2.41	9.80	H
	1672.00	-56.98	-13	-43.98	-54.94	-58.84	1.19	5.20	V
	2508.00	-41.38	-13	-28.38	-46.59	-43.60	1.53	5.90	V
	3345.00	-68.02	-13	-55.02	-71.34	-70.81	1.76	6.70	V
	4182.00	-66.34	-13	-53.34	-72.45	-69.49	1.90	7.20	V
	5019.00	-63.61	-13	-50.61	-72.16	-68.19	2.17	8.90	V
	5853.00	-48.35	-13	-35.35	-63.2	-53.59	2.41	9.80	V

Remark: Spurious emissions within 30-1000MHz were found more than 20dB below limit line.

GSM1900 (GSM)									
Channel	Frequency (MHz)	EIRP (dBm)	Limit (dBm)	Over Limit (dB)	SPA Reading (dBm)	S.G. Power (dBm)	TX Cable loss (dB)	TX Antenna Gain (dBi)	Polarization (H/V)
Middle	3762	-70.34	-13	-57.34	-73.85	-75.33	1.88	6.87	H
	5640	-59.22	-13	-46.22	-67.41	-66.52	2.38	9.68	H
	7520	-63.27	-13	-50.27	-75.30	-72.34	2.74	11.81	H
	3762	-69.63	-13	-56.63	-73.42	-74.62	1.88	6.87	V
	5640	-57.60	-13	-44.60	-66.17	-64.90	2.38	9.68	V
	7520	-64.74	-13	-51.74	-75.45	-73.81	2.74	11.81	V

Remark: Spurious emissions within 30-1000MHz were found more than 20dB below limit line.

GSM1900 (EDGE class 8)									
Channel	Frequency (MHz)	EIRP (dBm)	Limit (dBm)	Over Limit (dB)	SPA Reading (dBm)	S.G. Power (dBm)	TX Cable loss (dB)	TX Antenna Gain (dBi)	Polarization (H/V)
Middle	3760	-70.48	-13	-57.48	-73.99	-75.47	1.88	6.87	H
	5640	-58.16	-13	-45.16	-66.35	-65.46	2.38	9.68	H
	7520	-63.57	-13	-50.57	-75.60	-72.64	2.74	11.81	H
	3762	-70.37	-13	-57.37	-74.16	-75.36	1.88	6.87	V
	5640	-66.10	-13	-53.10	-74.67	-73.40	2.38	9.68	V
	7520	-65.29	-13	-52.29	-76	-74.36	2.74	11.81	V

Remark: Spurious emissions within 30-1000MHz were found more than 20dB below limit line.

WCDMA Band V(RMC 12.2Kbps)									
Channel	Frequency (MHz)	ERP (dBm)	Limit (dBm)	Over Limit (dB)	SPA Reading (dBm)	S.G. Power (dBm)	TX Cable loss (dB)	TX Antenna Gain (dBi)	Polarization (H/V)
Middle	1672	-63.74	-13	-50.74	-62.37	-65.60	1.19	5.20	H
	2509	-67.44	-13	-54.44	-70.43	-69.66	1.53	5.90	H
	3345	-68.88	-13	-55.88	-72.83	-71.67	1.76	6.70	H
	1672	-68.52	-13	-55.52	-66.48	-70.38	1.19	5.20	V
	2509	-69.92	-13	-56.92	-71.9	-72.14	1.53	5.90	V
	3344	-69.78	-13	-56.78	-73.1	-72.57	1.76	6.70	V

Remark: Spurious emissions within 30-1000MHz were found more than 20dB below limit line.

WCDMA Band II(RMC 12.2Kbps)									
Channel	Frequency (MHz)	EIRP (dBm)	Limit (dBm)	Over Limit (dB)	SPA Reading (dBm)	S.G. Power (dBm)	TX Cable loss (dB)	TX Antenna Gain (dBi)	Polarization (H/V)
Middle	3760	-69.75	-13	-56.75	-73.26	-74.74	1.88	6.87	H
	5640	-62.79	-13	-49.79	-70.98	-70.09	2.38	9.68	H
	7520	-63.35	-13	-50.35	-75.38	-72.42	2.74	11.81	H
	3762	-69.72	-13	-56.72	-73.51	-74.71	1.88	6.87	V
	5640	-56.35	-13	-43.35	-64.92	-63.65	2.38	9.68	V
	7520	-65.23	-13	-52.23	-75.94	-74.30	2.74	11.81	V

Remark: Spurious emissions within 30-1000MHz were found more than 20dB below limit line.

WCDMA Band IV(RMC 12.2Kbps)									
Channel	Frequency (MHz)	EIRP (dBm)	Limit (dBm)	Over Limit (dB)	SPA Reading (dBm)	S.G. Power (dBm)	TX Cable loss (dB)	TX Antenna Gain (dBi)	Polarization (H/V)
Middle	3465	-63.76	-13	-50.76	-70.55	-68.65	1.81	6.70	H
	5197.8	-58.81	-13	-45.81	-71.49	-65.71	2.23	9.13	H
	6930	-59.05	-13	-46.05	-74.23	-67.11	2.60	10.66	H
	3465	-66.89	-13	-53.89	-72.09	-71.78	1.81	6.70	V
	5197.8	-56.49	-13	-43.49	-70.04	-63.39	2.23	9.13	V
	6930	-59.10	-13	-46.10	-74.15	-67.16	2.6	10.66	V

Remark: Spurious emissions within 30-1000MHz were found more than 20dB below limit line.