LTE Band 66 / 20MHz

Middle Channel / QPSK

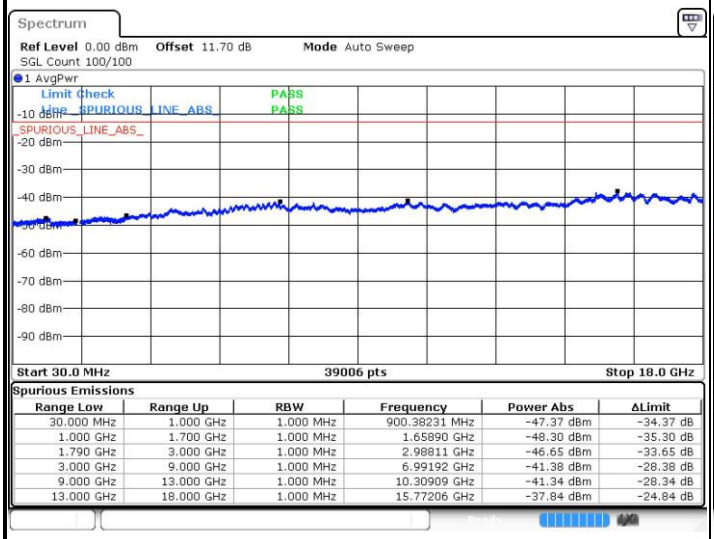

Spurious Emissions

Range Low	Range Up	RBW	Frequency	Power Abs	ΔLimit
30.000 MHz	1.000 GHz	1.000 MHz	900.38231 MHz	-47.37 dBm	-34.37 dB
1.000 GHz	1.700 GHz	1.000 MHz	1.65890 GHz	-48.30 dBm	-35.30 dB
1.790 GHz	3.000 GHz	1.000 MHz	2.98811 GHz	-46.65 dBm	-33.65 dB
3.000 GHz	9.000 GHz	1.000 MHz	6.99192 GHz	-41.38 dBm	-28.38 dB
9.000 GHz	13.000 GHz	1.000 MHz	10.30909 GHz	-41.34 dBm	-28.34 dB
13.000 GHz	18.000 GHz	1.000 MHz	15.77206 GHz	-37.84 dBm	-24.84 dB

Date: 20.FEB.2017 15:38:10

Middle Channel / 16QAM

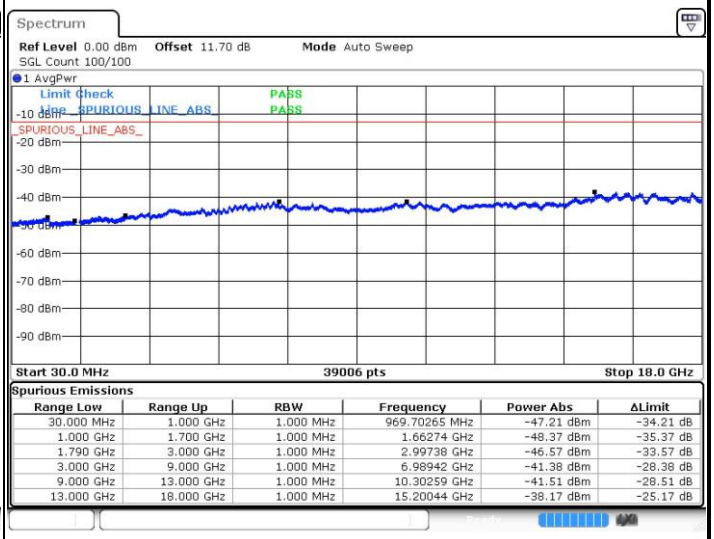

Spurious Emissions

Range Low	Range Up	RBW	Frequency	Power Abs	ΔLimit
30.000 MHz	1.000 GHz	1.000 MHz	969.70265 MHz	-47.21 dBm	-34.21 dB
1.000 GHz	1.700 GHz	1.000 MHz	1.66274 GHz	-48.37 dBm	-35.37 dB
1.790 GHz	3.000 GHz	1.000 MHz	2.99738 GHz	-46.57 dBm	-33.57 dB
3.000 GHz	9.000 GHz	1.000 MHz	6.98942 GHz	-41.38 dBm	-28.38 dB
9.000 GHz	13.000 GHz	1.000 MHz	10.30259 GHz	-41.51 dBm	-28.51 dB
13.000 GHz	18.000 GHz	1.000 MHz	15.20044 GHz	-38.17 dBm	-25.17 dB

Date: 20.FEB.2017 15:39:05

Highest Channel / QPSK

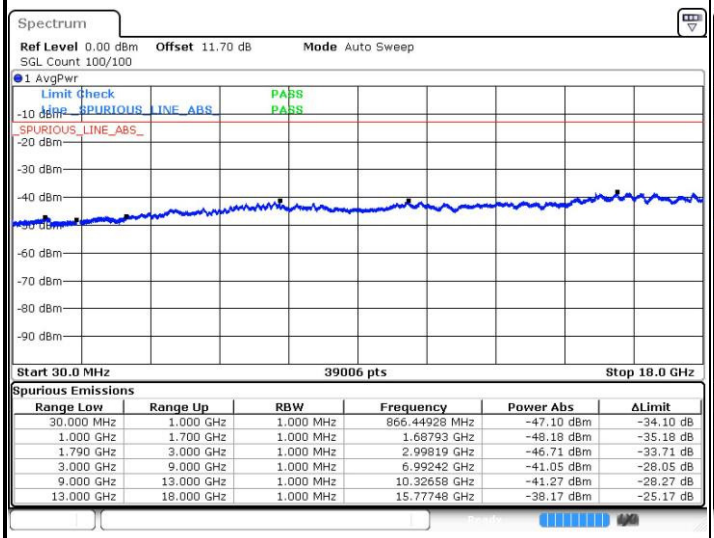

Spurious Emissions

Range Low	Range Up	RBW	Frequency	Power Abs	ΔLimit
30.000 MHz	1.000 GHz	1.000 MHz	866.44928 MHz	-47.10 dBm	-34.10 dB
1.000 GHz	1.700 GHz	1.000 MHz	1.68793 GHz	-48.18 dBm	-35.18 dB
1.790 GHz	3.000 GHz	1.000 MHz	2.99819 GHz	-46.71 dBm	-33.71 dB
3.000 GHz	9.000 GHz	1.000 MHz	6.99242 GHz	-41.05 dBm	-28.05 dB
9.000 GHz	13.000 GHz	1.000 MHz	10.32658 GHz	-41.27 dBm	-28.27 dB
13.000 GHz	18.000 GHz	1.000 MHz	15.77748 GHz	-38.17 dBm	-25.17 dB

Date: 20.FEB.2017 15:45:18

Highest Channel / 16QAM

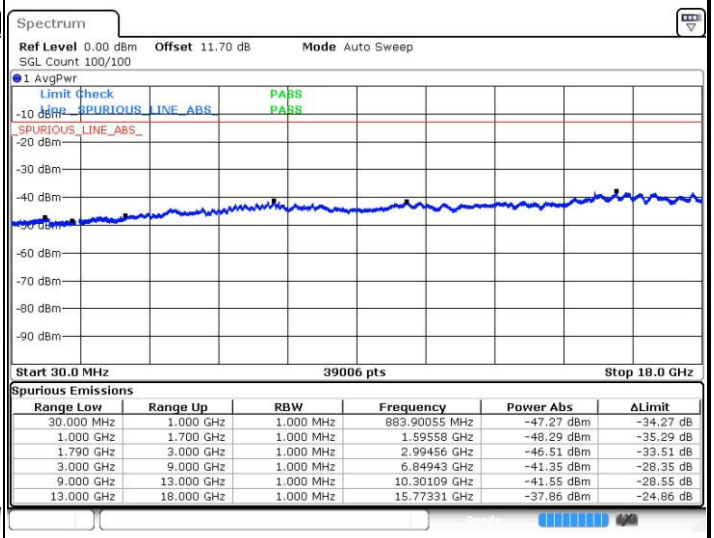

Spurious Emissions

Range Low	Range Up	RBW	Frequency	Power Abs	ΔLimit
30.000 MHz	1.000 GHz	1.000 MHz	883.90055 MHz	-47.27 dBm	-34.27 dB
1.000 GHz	1.700 GHz	1.000 MHz	1.59558 GHz	-48.29 dBm	-35.29 dB
1.790 GHz	3.000 GHz	1.000 MHz	2.99456 GHz	-46.51 dBm	-33.51 dB
3.000 GHz	9.000 GHz	1.000 MHz	6.84943 GHz	-41.35 dBm	-28.35 dB
9.000 GHz	13.000 GHz	1.000 MHz	10.30109 GHz	-41.55 dBm	-28.55 dB
13.000 GHz	18.000 GHz	1.000 MHz	15.77331 GHz	-37.86 dBm	-24.86 dB

Date: 20.FEB.2017 15:46:13

Frequency Stability

Test Conditions		LTE Band 66 (QPSK) / Middle Channel	Limit
Temperature (°C)	Voltage (Volt)	BW 10MHz	Note 2.
		Deviation (ppm)	Result
50	Normal Voltage	0.0005	PASS
40	Normal Voltage	0.0012	
30	Normal Voltage	0.0021	
20(Ref.)	Normal Voltage	0.0000	
10	Normal Voltage	0.0014	
0	Normal Voltage	0.0013	
-10	Normal Voltage	0.0017	
-20	Normal Voltage	0.0004	
-30	Normal Voltage	0.0010	
20	Maximum Voltage	0.0003	
20	Normal Voltage	0.0000	
20	Battery End Point	0.0023	

Note:

1. Normal Voltage =3.9 V.；Battery End Point (BEP) =3.4 V.；Maximum Voltage =4.35 V.
2. Note: The frequency fundamental emissions stay within the authorized frequency block.

Appendix B. Test Results of ERP/EIRP and Radiated Test

ERP/EIRP

LTE Band 2 / 1.4MHz (Average)							
Channel	Mode	RB		Horizontal		Vertical	
		Size	Offset	EIRP(dBm)	EIRP(W)	EIRP(dBm)	EIRP(W)
Lowest	QPSK	1	3	22.42	0.1746	21.88	0.1542
Middle		1	3	22.79	0.1901	22.27	0.1687
Highest		1	3	23.47	0.2223	22.71	0.1866
Lowest	16QAM	1	3	20.56	0.1138	20.16	0.1038
Middle		1	3	21.06	0.1276	20.76	0.1191
Highest		1	3	21.73	0.1489	21.13	0.1297
Limit	EIRP < 2W			Result		PASS	

LTE Band 2 / 3MHz (Average)							
Channel	Mode	RB		Horizontal		Vertical	
		Size	Offset	EIRP(dBm)	EIRP(W)	EIRP(dBm)	EIRP(W)
Lowest	QPSK	1	8	22.24	0.1675	22.09	0.1618
Middle		1	8	22.62	0.1828	22.46	0.1762
Highest		1	8	23.46	0.2218	22.61	0.1824
Lowest	16QAM	1	0	20.49	0.1119	20.31	0.1074
Middle		1	0	20.86	0.1219	20.60	0.1148
Highest		1	0	21.72	0.1486	20.98	0.1253
Limit	EIRP < 2W			Result		PASS	

LTE Band 2 / 5MHz (Average)							
Channel	Mode	RB		Horizontal		Vertical	
		Size	Offset	EIRP(dBm)	EIRP(W)	EIRP(dBm)	EIRP(W)
Lowest	QPSK	1	24	22.33	0.1710	22.13	0.1633
Middle		1	24	22.73	0.1875	22.28	0.1690
Highest		1	24	23.47	0.2223	22.68	0.1854
Lowest	16QAM	1	0	20.84	0.1213	20.54	0.1132
Middle		1	0	21.05	0.1274	20.78	0.1197
Highest		1	0	21.75	0.1496	20.96	0.1247
Limit	EIRP < 2W			Result		PASS	

LTE Band 2 / 10MHz (Average)							
Channel	Mode	RB		Horizontal		Vertical	
		Size	Offset	EIRP(dBm)	EIRP(W)	EIRP(dBm)	EIRP(W)
Lowest	QPSK	1	49	22.86	0.1932	22.25	0.1679
Middle		1	49	23.42	0.2198	22.68	0.1854
Highest		1	49	24.26	0.2667	22.76	0.1888
Lowest	16QAM	1	0	20.85	0.1216	20.68	0.1169
Middle		1	0	21.01	0.1262	20.98	0.1253
Highest		1	0	21.51	0.1416	21.09	0.1285
Limit	EIRP < 2W			Result		PASS	

LTE Band 2 / 15MHz (Average)							
Channel	Mode	RB		Horizontal		Vertical	
		Size	Offset	EIRP(dBm)	EIRP(W)	EIRP(dBm)	EIRP(W)
Lowest	QPSK	1	74	22.72	0.1871	22.56	0.1803
Middle		1	74	23.28	0.2128	22.86	0.1932
Highest		1	74	23.69	0.2339	22.79	0.1901
Lowest	16QAM	1	0	20.98	0.1253	20.72	0.1180
Middle		1	0	20.77	0.1194	20.94	0.1242
Highest		1	0	21.23	0.1327	20.85	0.1216
Limit	EIRP < 2W			Result		PASS	

LTE Band 2 / 20MHz (Average)							
Channel	Mode	RB		Horizontal		Vertical	
		Size	Offset	EIRP(dBm)	EIRP(W)	EIRP(dBm)	EIRP(W)
Lowest	QPSK	1	0	22.65	0.1841	22.09	0.1618
Middle		1	0	22.68	0.1854	22.65	0.1841
Highest		1	0	22.97	0.1982	22.48	0.1770
Lowest	16QAM	1	0	20.83	0.1211	20.43	0.1104
Middle		1	0	20.70	0.1175	20.85	0.1216
Highest		1	0	20.90	0.1230	20.92	0.1236
Limit	EIRP < 2W			Result		PASS	

LTE Band 25 / 1.4MHz (Average)							
Channel	Mode	RB		Horizontal		Vertical	
		Size	Offset	EIRP(dBm)	EIRP(W)	EIRP(dBm)	EIRP(W)
Lowest	QPSK	1	3	22.88	0.1941	22.93	0.1963
Middle		1	3	23.10	0.2042	22.98	0.1986
Highest		1	3	23.25	0.2113	22.77	0.1892
Lowest	16QAM	1	0	20.77	0.1194	20.78	0.1197
Middle		1	0	20.80	0.1202	20.96	0.1247
Highest		1	0	21.76	0.1500	21.51	0.1416
Limit	EIRP < 2W			Result		PASS	

LTE Band 25 / 3MHz (Average)							
Channel	Mode	RB		Horizontal		Vertical	
		Size	Offset	EIRP(dBm)	EIRP(W)	EIRP(dBm)	EIRP(W)
Lowest	QPSK	1	0	23.09	0.2037	22.96	0.1977
Middle		1	0	22.98	0.1986	23.09	0.2037
Highest		1	0	23.82	0.2410	23.48	0.2228
Lowest	16QAM	1	0	20.82	0.1208	20.86	0.1219
Middle		1	0	20.84	0.1213	21.09	0.1285
Highest		1	0	22.02	0.1592	21.32	0.1355
Limit	EIRP < 2W			Result		PASS	

LTE Band 25 / 5MHz (Average)							
Channel	Mode	RB		Horizontal		Vertical	
		Size	Offset	EIRP(dBm)	EIRP(W)	EIRP(dBm)	EIRP(W)
Lowest	QPSK	1	0	22.97	0.1982	23.09	0.2037
Middle		1	0	23.12	0.2051	23.20	0.2089
Highest		1	0	24.09	0.2564	23.71	0.2350
Lowest	16QAM	1	0	20.84	0.1213	20.88	0.1225
Middle		1	0	21.28	0.1343	21.11	0.1291
Highest		1	0	22.00	0.1585	21.52	0.1419
Limit	EIRP < 2W			Result		PASS	

LTE Band 25 / 10MHz (Average)							
Channel	Mode	RB		Horizontal		Vertical	
		Size	Offset	EIRP(dBm)	EIRP(W)	EIRP(dBm)	EIRP(W)
Lowest	QPSK	1	49	23.56	0.2270	23.23	0.2104
Middle		1	49	23.74	0.2366	23.14	0.2061
Highest		1	49	23.30	0.2138	22.49	0.1774
Lowest	16QAM	1	0	20.93	0.1239	21.23	0.1327
Middle		1	0	21.19	0.1315	21.21	0.1321
Highest		1	0	21.88	0.1542	21.30	0.1349
Limit	EIRP < 2W			Result		PASS	

LTE Band 25 / 15MHz (Average)							
Channel	Mode	RB		Horizontal		Vertical	
		Size	Offset	EIRP(dBm)	EIRP(W)	EIRP(dBm)	EIRP(W)
Lowest	QPSK	1	74	23.29	0.2133	23.07	0.2028
Middle		1	74	23.63	0.2307	23.24	0.2109
Highest		1	74	23.74	0.2366	22.88	0.1941
Lowest	16QAM	1	74	21.32	0.1355	20.92	0.1236
Middle		1	74	21.43	0.1390	21.18	0.1312
Highest		1	74	21.53	0.1422	20.89	0.1227
Limit	EIRP < 2W			Result		PASS	

LTE Band 25 / 20MHz (Average)							
Channel	Mode	RB		Horizontal		Vertical	
		Size	Offset	EIRP(dBm)	EIRP(W)	EIRP(dBm)	EIRP(W)
Lowest	QPSK	1	49	23.58	0.2280	23.11	0.2046
Middle		1	49	23.66	0.2323	22.98	0.1986
Highest		1	49	24.40	0.2754	23.09	0.2037
Lowest	16QAM	1	0	20.96	0.1247	20.80	0.1202
Middle		1	0	20.95	0.1245	21.14	0.1300
Highest		1	0	21.25	0.1334	20.36	0.1086
Limit	EIRP < 2W			Result		PASS	

LTE Band 4 / 1.4MHz (Average)							
Channel	Mode	RB		Horizontal		Vertical	
		Size	Offset	EIRP(dBm)	EIRP(W)	EIRP(dBm)	EIRP(W)
Lowest	QPSK	1	3	23.14	0.2061	23.00	0.1995
Middle		1	3	23.07	0.2028	22.79	0.1901
Highest		1	3	23.68	0.2333	23.05	0.2018
Lowest	16QAM	1	3	21.04	0.1271	21.01	0.1262
Middle		1	3	21.04	0.1271	20.83	0.1211
Highest		1	3	21.36	0.1368	21.04	0.1271
Limit	EIRP < 1W			Result		PASS	

LTE Band 4 / 3MHz (Average)							
Channel	Mode	RB		Horizontal		Vertical	
		Size	Offset	EIRP(dBm)	EIRP(W)	EIRP(dBm)	EIRP(W)
Lowest	QPSK	1	8	23.11	0.2046	22.99	0.1991
Middle		1	8	23.05	0.2018	22.83	0.1919
Highest		1	8	23.54	0.2259	23.05	0.2018
Lowest	16QAM	1	0	21.18	0.1312	21.03	0.1268
Middle		1	0	20.89	0.1227	20.77	0.1194
Highest		1	0	21.41	0.1384	20.88	0.1225
Limit	EIRP < 1W			Result		PASS	

LTE Band 4 / 5MHz (Average)							
Channel	Mode	RB		Horizontal		Vertical	
		Size	Offset	EIRP(dBm)	EIRP(W)	EIRP(dBm)	EIRP(W)
Lowest	QPSK	1	12	23.52	0.2249	23.24	0.2109
Middle		1	12	23.11	0.2046	22.89	0.1945
Highest		1	12	23.82	0.2410	23.06	0.2023
Lowest	16QAM	1	0	21.11	0.1291	21.05	0.1274
Middle		1	0	21.25	0.1334	20.97	0.1250
Highest		1	0	21.47	0.1403	20.93	0.1239
Limit	EIRP < 1W			Result		PASS	

LTE Band 4 / 10MHz (Average)							
Channel	Mode	RB		Horizontal		Vertical	
		Size	Offset	EIRP(dBm)	EIRP(W)	EIRP(dBm)	EIRP(W)
Lowest	QPSK	1	49	24.25	0.2661	23.61	0.2296
Middle		1	49	23.84	0.2421	23.23	0.2104
Highest		1	49	24.23	0.2649	23.42	0.2198
Lowest	16QAM	1	49	22.17	0.1648	20.89	0.1227
Middle		1	49	22.06	0.1607	20.51	0.1125
Highest		1	49	22.16	0.1644	20.65	0.1161
Limit	EIRP < 1W			Result		PASS	

LTE Band 4 / 15MHz (Average)							
Channel	Mode	RB		Horizontal		Vertical	
		Size	Offset	EIRP(dBm)	EIRP(W)	EIRP(dBm)	EIRP(W)
Lowest	QPSK	1	74	23.34	0.2158	22.34	0.1714
Middle		1	74	23.45	0.2213	22.26	0.1683
Highest		1	74	23.54	0.2259	22.44	0.1754
Lowest	16QAM	1	0	21.33	0.1358	20.52	0.1127
Middle		1	0	21.29	0.1346	20.20	0.1047
Highest		1	0	21.69	0.1476	20.38	0.1091
Limit	EIRP < 1W			Result		PASS	

LTE Band 4 / 20MHz (Average)							
Channel	Mode	RB		Horizontal		Vertical	
		Size	Offset	EIRP(dBm)	EIRP(W)	EIRP(dBm)	EIRP(W)
Lowest	QPSK	1	49	23.78	0.2388	23.48	0.2228
Middle		1	49	23.53	0.2254	22.35	0.1718
Highest		1	49	24.16	0.2606	22.53	0.1791
Lowest	16QAM	1	99	21.28	0.1343	20.33	0.1079
Middle		1	99	21.78	0.1507	20.38	0.1091
Highest		1	99	21.73	0.1489	20.41	0.1099
Limit	EIRP < 1W			Result		PASS	

LTE Band 5 / 1.4MHz (Average)							
Channel	Mode	RB		Horizontal		Vertical	
		Size	Offset	ERP(dBm)	ERP(W)	ERP(dBm)	ERP(W)
Lowest	QPSK	1	3	18.78	0.0755	20.03	0.1007
Middle		1	3	18.60	0.0724	19.80	0.0955
Highest		1	3	18.86	0.0769	19.51	0.0893
Lowest	16QAM	1	3	16.38	0.0435	17.52	0.0565
Middle		1	3	16.11	0.0408	17.32	0.0540
Highest		1	3	16.05	0.0403	17.22	0.0527
Limit	ERP < 7W			Result		PASS	

LTE Band 5 / 3MHz (Average)							
Channel	Mode	RB		Horizontal		Vertical	
		Size	Offset	ERP(dBm)	ERP(W)	ERP(dBm)	ERP(W)
Lowest	QPSK	1	0	18.74	0.0748	19.84	0.0964
Middle		1	0	18.63	0.0729	19.89	0.0975
Highest		1	0	18.43	0.0697	19.40	0.0871
Lowest	16QAM	1	0	16.21	0.0418	17.35	0.0543
Middle		1	0	16.14	0.0411	17.46	0.0557
Highest		1	0	15.94	0.0393	17.06	0.0508
Limit	ERP < 7W			Result		PASS	

LTE Band 5 / 5MHz (Average)							
Channel	Mode	RB		Horizontal		Vertical	
		Size	Offset	ERP(dBm)	ERP(W)	ERP(dBm)	ERP(W)
Lowest	QPSK	1	0	18.80	0.0759	19.93	0.0984
Middle		1	0	18.76	0.0752	19.99	0.0998
Highest		1	0	18.54	0.0714	19.81	0.0957
Lowest	16QAM	1	0	16.30	0.0427	17.55	0.0569
Middle		1	0	16.42	0.0439	17.42	0.0552
Highest		1	0	16.21	0.0418	17.19	0.0524
Limit	ERP < 7W			Result		PASS	

LTE Band 5 / 10MHz (Average)							
Channel	Mode	RB		Horizontal		Vertical	
		Size	Offset	ERP(dBm)	ERP(W)	ERP(dBm)	ERP(W)
Lowest	QPSK	1	0	18.83	0.0764	20.11	0.1026
Middle		1	0	19.11	0.0815	20.36	0.1086
Highest		1	0	18.71	0.0743	20.11	0.1026
Lowest	16QAM	1	49	17.21	0.0526	17.98	0.0628
Middle		1	49	16.78	0.0476	17.65	0.0582
Highest		1	49	16.50	0.0447	17.48	0.0560
Limit	ERP < 7W			Result		PASS	

LTE Band 7 / 5MHz (Average)							
Channel	Mode	RB		Horizontal		Vertical	
		Size	Offset	EIRP(dBm)	EIRP(W)	EIRP(dBm)	EIRP(W)
Lowest	QPSK	1	24	21.46	0.1400	22.77	0.1892
Middle		1	24	21.49	0.1409	22.46	0.1762
Highest		1	24	21.29	0.1346	22.79	0.1901
Lowest	16QAM	1	0	20.72	0.1180	21.84	0.1528
Middle		1	0	20.78	0.1197	21.74	0.1493
Highest		1	0	20.50	0.1122	21.89	0.1545
Limit	EIRP < 2W			Result		PASS	

LTE Band 7 / 10MHz (Average)							
Channel	Mode	RB		Horizontal		Vertical	
		Size	Offset	EIRP(dBm)	EIRP(W)	EIRP(dBm)	EIRP(W)
Lowest	QPSK	1	49	21.79	0.1510	22.76	0.1888
Middle		1	49	21.77	0.1503	22.82	0.1914
Highest		1	49	21.97	0.1574	22.78	0.1897
Lowest	16QAM	1	0	20.69	0.1172	21.86	0.1535
Middle		1	0	20.83	0.1211	21.84	0.1528
Highest		1	0	20.63	0.1156	21.85	0.1531
Limit	EIRP < 2W			Result		PASS	

LTE Band 7 / 15MHz (Average)							
Channel	Mode	RB		Horizontal		Vertical	
		Size	Offset	EIRP(dBm)	EIRP(W)	EIRP(dBm)	EIRP(W)
Lowest	QPSK	1	74	21.38	0.1374	22.65	0.1841
Middle		1	74	21.27	0.1340	22.25	0.1679
Highest		1	74	21.15	0.1303	22.56	0.1803
Lowest	16QAM	1	74	20.57	0.1140	21.88	0.1542
Middle		1	74	20.58	0.1143	21.66	0.1466
Highest		1	74	20.29	0.1069	21.62	0.1452
Limit	EIRP < 2W			Result		PASS	

LTE Band 7 / 20MHz (Average)							
Channel	Mode	RB		Horizontal		Vertical	
		Size	Offset	EIRP(dBm)	EIRP(W)	EIRP(dBm)	EIRP(W)
Lowest	QPSK	1	49	21.32	0.1355	22.43	0.1750
Middle		1	49	21.58	0.1439	22.40	0.1738
Highest		1	49	22.28	0.1690	22.41	0.1742
Lowest	16QAM	1	49	20.52	0.1127	21.74	0.1493
Middle		1	49	20.94	0.1242	21.52	0.1419
Highest		1	49	20.94	0.1242	22.01	0.1589
Limit	EIRP < 2W			Result		PASS	

LTE Band 12 / 1.4MHz (Average)							
Channel	Mode	RB		Horizontal		Vertical	
		Size	Offset	ERP(dBm)	ERP(W)	ERP(dBm)	ERP(W)
Lowest	QPSK	1	0	14.13	0.0259	18.68	0.0738
Middle		1	0	14.08	0.0256	17.70	0.0589
Highest		1	0	15.50	0.0355	19.04	0.0802
Lowest	16QAM	1	3	11.74	0.0149	16.21	0.0418
Middle		1	3	11.58	0.0144	15.56	0.0360
Highest		1	3	13.15	0.0207	16.68	0.0466
Limit	ERP < 3W			Result		PASS	

LTE Band 12 / 3MHz (Average)							
Channel	Mode	RB		Horizontal		Vertical	
		Size	Offset	ERP(dBm)	ERP(W)	ERP(dBm)	ERP(W)
Lowest	QPSK	1	0	14.54	0.0284	18.74	0.0748
Middle		1	0	13.31	0.0214	16.96	0.0497
Highest		1	0	15.21	0.0332	18.67	0.0736
Lowest	16QAM	1	8	11.70	0.0148	16.08	0.0406
Middle		1	8	11.77	0.0150	15.93	0.0392
Highest		1	8	13.24	0.0211	16.83	0.0482
Limit	ERP < 3W			Result		PASS	

LTE Band 12 / 5MHz (Average)							
Channel	Mode	RB		Horizontal		Vertical	
		Size	Offset	ERP(dBm)	ERP(W)	ERP(dBm)	ERP(W)
Lowest	QPSK	1	0	14.37	0.0274	19.08	0.0809
Middle		1	0	13.89	0.0245	17.49	0.0561
Highest		1	0	14.91	0.0310	18.51	0.0710
Lowest	16QAM	1	24	11.93	0.0156	15.79	0.0379
Middle		1	24	12.23	0.0167	16.22	0.0419
Highest		1	24	13.12	0.0205	16.50	0.0447
Limit	ERP < 3W			Result		PASS	

LTE Band 12 / 10MHz (Average)							
Channel	Mode	RB		Horizontal		Vertical	
		Size	Offset	ERP(dBm)	ERP(W)	ERP(dBm)	ERP(W)
Lowest	QPSK	1	25	12.50	0.0178	16.30	0.0427
Middle		1	25	14.38	0.0274	18.04	0.0637
Highest		1	25	15.01	0.0317	18.58	0.0721
Lowest	16QAM	1	25	11.68	0.0147	15.90	0.0389
Middle		1	25	11.79	0.0151	15.99	0.0397
Highest		1	25	12.77	0.0189	16.44	0.0441
Limit	ERP < 3W			Result		PASS	

LTE Band 13 / 5MHz (Average)							
Channel	Mode	RB		Horizontal		Vertical	
		Size	Offset	ERP(dBm)	ERP(W)	ERP(dBm)	ERP(W)
Lowest	QPSK	1	0	17.57	0.0571	20.39	0.1094
Middle		1	0	17.82	0.0605	20.55	0.1135
Highest		1	0	17.89	0.0615	20.56	0.1138
Lowest	16QAM	1	0	15.10	0.0324	17.61	0.0577
Middle		1	0	15.81	0.0381	18.17	0.0656
Highest		1	0	15.75	0.0376	18.08	0.0643
Limit	ERP < 3W			Result		PASS	

LTE Band 13 / 10MHz (Average)							
Channel	Mode	RB		Horizontal		Vertical	
		Size	Offset	ERP(dBm)	ERP(W)	ERP(dBm)	ERP(W)
Lowest	QPSK	-	-	-	-	-	-
Middle		1	49	17.59	0.0574	20.71	0.1178
Highest		-	-	-	-	-	-
Lowest	16QAM	-	-	-	-	-	-
Middle		1	0	15.64	0.0366	17.91	0.0618
Highest		-	-	-	-	-	-
Limit	ERP < 3W			Result		PASS	

LTE Band 17 / 5MHz (Average)							
Channel	Mode	RB		Horizontal		Vertical	
		Size	Offset	ERP(dBm)	ERP(W)	ERP(dBm)	ERP(W)
Lowest	QPSK	1	0	12.81	0.0191	16.50	0.0447
Middle		1	0	14.63	0.0290	18.65	0.0733
Highest		1	0	15.20	0.0331	18.74	0.0748
Lowest	16QAM	1	0	12.02	0.0159	16.00	0.0398
Middle		1	0	12.14	0.0164	16.12	0.0409
Highest		1	0	13.09	0.0204	16.58	0.0455
Limit	ERP < 3W			Result		PASS	

LTE Band 17 / 10MHz (Average)							
Channel	Mode	RB		Horizontal		Vertical	
		Size	Offset	ERP(dBm)	ERP(W)	ERP(dBm)	ERP(W)
Lowest	QPSK	1	25	14.92	0.0310	18.92	0.0780
Middle		1	25	15.39	0.0346	18.93	0.0782
Highest		1	25	15.31	0.0340	18.80	0.0759
Lowest	16QAM	1	25	12.41	0.0174	16.35	0.0432
Middle		1	25	12.61	0.0182	16.54	0.0451
Highest		1	25	13.29	0.0213	16.81	0.0480
Limit	ERP < 3W			Result		PASS	

LTE Band 41 / 5MHz (Average)							
Channel	Mode	RB		Horizontal		Vertical	
		Size	Offset	EIRP(dBm)	EIRP(W)	EIRP(dBm)	EIRP(W)
Lowest	QPSK	1	24	21.08	0.1282	22.56	0.1803
Middle		1	24	21.18	0.1312	21.64	0.1459
Highest		1	24	20.16	0.1038	20.04	0.1009
Lowest	16QAM	1	12	19.71	0.0935	20.59	0.1146
Middle		1	12	19.75	0.0944	20.57	0.1140
Highest		1	12	20.59	0.1146	20.18	0.1042
Limit	EIRP < 2W			Result		PASS	

LTE Band 41 / 10MHz (Average)							
Channel	Mode	RB		Horizontal		Vertical	
		Size	Offset	EIRP(dBm)	EIRP(W)	EIRP(dBm)	EIRP(W)
Lowest	QPSK	1	49	21.51	0.1416	22.26	0.1683
Middle		1	49	21.19	0.1315	22.46	0.1762
Highest		1	49	19.85	0.0966	20.56	0.1138
Lowest	16QAM	1	49	21.22	0.1324	21.64	0.1459
Middle		1	49	21.00	0.1259	21.18	0.1312
Highest		1	49	20.54	0.1132	19.88	0.0973
Limit	EIRP < 2W			Result		PASS	

LTE Band 41 / 15MHz (Average)							
Channel	Mode	RB		Horizontal		Vertical	
		Size	Offset	EIRP(dBm)	EIRP(W)	EIRP(dBm)	EIRP(W)
Lowest	QPSK	1	74	21.46	0.1400	22.22	0.1667
Middle		1	74	20.71	0.1178	21.78	0.1507
Highest		1	74	20.25	0.1059	19.36	0.0863
Lowest	16QAM	1	0	20.50	0.1122	21.20	0.1318
Middle		1	0	20.18	0.1042	20.83	0.1211
Highest		1	0	19.68	0.0929	20.51	0.1125
Limit	EIRP < 2W			Result		PASS	

LTE Band 41 / 20MHz (Average)							
Channel	Mode	RB		Horizontal		Vertical	
		Size	Offset	EIRP(dBm)	EIRP(W)	EIRP(dBm)	EIRP(W)
Lowest	QPSK	1	99	21.17	0.1309	22.32	0.1706
Middle		1	99	21.59	0.1442	21.54	0.1426
Highest		1	99	20.50	0.1122	19.18	0.0828
Lowest	16QAM	1	0	21.38	0.1374	21.71	0.1483
Middle		1	0	20.24	0.1057	20.76	0.1191
Highest		1	0	19.21	0.0834	20.04	0.1009
Limit	EIRP < 2W			Result		PASS	

LTE Band 26 / 1.4MHz (Average)							
Channel	Mode	RB		Horizontal		Vertical	
		Size	Offset	ERP(dBm)	ERP(W)	ERP(dBm)	ERP(W)
Lowest	QPSK	1	0	18.32	0.0679	19.27	0.0845
Middle		1	0	17.72	0.0592	19.15	0.0822
Highest		1	0	18.05	0.0638	19.00	0.0794
Lowest	16QAM	1	3	16.26	0.0423	17.43	0.0553
Middle		1	3	15.80	0.0380	17.04	0.0506
Highest		1	3	16.10	0.0407	17.08	0.0511
Limit	ERP < 7W			Result		PASS	

LTE Band 26 / 3MHz (Average)							
Channel	Mode	RB		Horizontal		Vertical	
		Size	Offset	ERP(dBm)	ERP(W)	ERP(dBm)	ERP(W)
Lowest	QPSK	1	0	18.39	0.0690	19.32	0.0855
Middle		1	0	18.04	0.0637	19.21	0.0834
Highest		1	0	17.47	0.0558	19.17	0.0826
Lowest	16QAM	1	8	16.31	0.0428	17.38	0.0547
Middle		1	8	15.82	0.0382	17.09	0.0512
Highest		1	8	15.94	0.0393	17.13	0.0516
Limit	ERP < 7W			Result		PASS	

LTE Band 26 / 5MHz (Average)							
Channel	Mode	RB		Horizontal		Vertical	
		Size	Offset	ERP(dBm)	ERP(W)	ERP(dBm)	ERP(W)
Lowest	QPSK	1	0	18.21	0.07	19.37	0.09
Middle		1	0	18.06	0.06	19.25	0.08
Highest		1	0	18.09	0.06	19.17	0.08
Lowest	16QAM	1	12	17.19	0.05	17.44	0.06
Middle		1	12	15.97	0.04	16.94	0.05
Highest		1	12	16.18	0.04	17.11	0.05
Limit	ERP < 7W			Result		PASS	

LTE Band 26 / 10MHz (Average)							
Channel	Mode	RB		Horizontal		Vertical	
		Size	Offset	ERP(dBm)	ERP(W)	ERP(dBm)	ERP(W)
Lowest	QPSK	1	49	18.95	0.0785	19.60	0.0912
Middle		1	49	18.68	0.0738	19.50	0.0891
Highest		1	49	18.64	0.0731	19.50	0.0891
Lowest	16QAM	1	0	16.49	0.0446	17.86	0.0611
Middle		1	0	16.30	0.0427	17.59	0.0574
Highest		1	0	16.27	0.0424	17.32	0.0540
Limit	ERP < 7W			Result		PASS	

LTE Band 26 / 15MHz (Average)							
Channel	Mode	RB		Horizontal		Vertical	
		Size	Offset	ERP(dBm)	ERP(W)	ERP(dBm)	ERP(W)
Lowest	QPSK	1	74	18.34	0.0682	19.76	0.0946
Middle		1	74	18.49	0.0706	19.57	0.0906
Highest		1	74	18.53	0.0713	19.35	0.0861
Lowest	16QAM	1	74	16.52	0.0449	17.68	0.0586
Middle		1	74	16.56	0.0453	17.68	0.0586
Highest		1	74	16.76	0.0474	17.52	0.0565
Limit	ERP < 7W			Result		PASS	

LTE Band 38 / 5MHz (Average)							
Channel	Mode	RB		Horizontal		Vertical	
		Size	Offset	EIRP(dBm)	EIRP(W)	EIRP(dBm)	EIRP(W)
Lowest	QPSK	1	0	21.11	0.1291	22.20	0.1660
Middle		1	0	21.13	0.1297	22.19	0.1656
Highest		1	0	20.73	0.1183	21.05	0.1274
Lowest	16QAM	1	12	20.98	0.1253	21.46	0.1400
Middle		1	12	21.19	0.1315	21.05	0.1274
Highest		1	12	20.41	0.1099	20.04	0.1009
Limit	EIRP < 2W			Result		PASS	

LTE Band 38 / 10MHz (Average)							
Channel	Mode	RB		Horizontal		Vertical	
		Size	Offset	EIRP(dBm)	EIRP(W)	EIRP(dBm)	EIRP(W)
Lowest	QPSK	1	49	21.89	0.1545	22.31	0.1702
Middle		1	49	21.98	0.1578	22.12	0.1629
Highest		1	49	21.31	0.1352	21.15	0.1303
Lowest	16QAM	1	49	21.33	0.1358	21.14	0.1300
Middle		1	49	21.31	0.1352	21.01	0.1262
Highest		1	49	20.75	0.1189	20.23	0.1054
Limit	EIRP < 2W			Result		PASS	

LTE Band 38 / 15MHz (Average)							
Channel	Mode	RB		Horizontal		Vertical	
		Size	Offset	EIRP(dBm)	EIRP(W)	EIRP(dBm)	EIRP(W)
Lowest	QPSK	1	74	21.32	0.1355	22.29	0.1694
Middle		1	74	20.86	0.1219	21.68	0.1472
Highest		1	74	20.77	0.1194	21.35	0.1365
Lowest	16QAM	1	74	21.14	0.1300	21.69	0.1476
Middle		1	74	20.58	0.1143	20.81	0.1205
Highest		1	74	20.15	0.1035	20.19	0.1045
Limit	EIRP < 2W			Result		PASS	

LTE Band 38 / 20MHz (Average)							
Channel	Mode	RB		Horizontal		Vertical	
		Size	Offset	EIRP(dBm)	EIRP(W)	EIRP(dBm)	EIRP(W)
Lowest	QPSK	1	99	21.89	0.1545	22.19	0.1656
Middle		1	99	21.14	0.1300	21.09	0.1285
Highest		1	99	20.76	0.1191	20.59	0.1146
Lowest	16QAM	1	99	21.03	0.1268	20.98	0.1253
Middle		1	99	20.87	0.1222	20.25	0.1059
Highest		1	99	19.82	0.0959	19.83	0.0962
Limit	EIRP < 2W			Result		PASS	

LTE Band 66 / 1.4MHz (Average)							
Channel	Mode	RB		Horizontal		Vertical	
		Size	Offset	EIRP(dBm)	EIRP(W)	EIRP(dBm)	EIRP(W)
Lowest	QPSK	1	3	21.68	0.1472	21.44	0.1393
Middle		1	3	22.33	0.1710	21.71	0.1483
Highest		1	3	22.84	0.1923	22.21	0.1663
Lowest	16QAM	1	5	21.09	0.1285	20.99	0.1256
Middle		1	5	21.65	0.1462	20.96	0.1247
Highest		1	5	22.21	0.1663	21.34	0.1361
Limit	EIRP < 1W			Result		PASS	

LTE Band 66 / 3MHz (Average)							
Channel	Mode	RB		Horizontal		Vertical	
		Size	Offset	EIRP(dBm)	EIRP(W)	EIRP(dBm)	EIRP(W)
Lowest	QPSK	1	8	21.63	0.1455	21.51	0.1416
Middle		1	8	22.23	0.1671	21.63	0.1455
Highest		1	8	22.77	0.1892	22.20	0.1660
Lowest	16QAM	1	8	21.05	0.1274	21.04	0.1271
Middle		1	8	21.73	0.1489	21.01	0.1262
Highest		1	8	22.05	0.1603	21.67	0.1469
Limit	EIRP < 1W			Result		PASS	

LTE Band 66 / 5MHz (Average)							
Channel	Mode	RB		Horizontal		Vertical	
		Size	Offset	EIRP(dBm)	EIRP(W)	EIRP(dBm)	EIRP(W)
Lowest	QPSK	1	12	22.18	0.1652	21.46	0.1400
Middle		1	12	22.59	0.1816	21.59	0.1442
Highest		1	12	23.31	0.2143	22.13	0.1633
Lowest	16QAM	1	0	21.57	0.1435	20.78	0.1197
Middle		1	0	22.21	0.1663	20.74	0.1186
Highest		1	0	22.59	0.1816	21.30	0.1349
Limit	EIRP < 1W			Result		PASS	

LTE Band 66 / 10MHz (Average)							
Channel	Mode	RB		Horizontal		Vertical	
		Size	Offset	EIRP(dBm)	EIRP(W)	EIRP(dBm)	EIRP(W)
Lowest	QPSK	1	49	23.29	0.2133	21.95	0.1567
Middle		1	49	23.62	0.2301	21.86	0.1535
Highest		1	49	24.00	0.2512	22.85	0.1928
Lowest	16QAM	1	49	22.39	0.1734	20.87	0.1222
Middle		1	49	22.80	0.1905	21.14	0.1300
Highest		1	49	23.13	0.2056	21.74	0.1493
Limit	EIRP < 1W			Result		PASS	

LTE Band 66 / 15MHz (Average)							
Channel	Mode	RB		Horizontal		Vertical	
		Size	Offset	EIRP(dBm)	EIRP(W)	EIRP(dBm)	EIRP(W)
Lowest	QPSK	1	0	22.11	0.1626	21.28	0.1343
Middle		1	0	22.79	0.1901	21.41	0.1384
Highest		1	0	23.29	0.2133	22.05	0.1603
Lowest	16QAM	1	0	21.60	0.1445	20.89	0.1227
Middle		1	0	22.07	0.1611	20.84	0.1213
Highest		1	0	22.48	0.1770	21.05	0.1274
Limit	EIRP < 1W			Result		PASS	

LTE Band 66 / 20MHz (Average)							
Channel	Mode	RB		Horizontal		Vertical	
		Size	Offset	EIRP(dBm)	EIRP(W)	EIRP(dBm)	EIRP(W)
Lowest	QPSK	1	99	22.90	0.1950	21.65	0.1462
Middle		1	99	23.28	0.2128	21.89	0.1545
Highest		1	99	23.68	0.2333	22.46	0.1762
Lowest	16QAM	1	49	21.79	0.1510	20.48	0.1117
Middle		1	49	22.23	0.1671	20.72	0.1180
Highest		1	49	23.01	0.2000	21.55	0.1429
Limit	EIRP < 1W			Result		PASS	

Radiated Spurious Emission

LTE Band 2

LTE Band 2 / 1.4MHz / QPSK									
Channel	Frequency (MHz)	EIRP (dBm)	Limit (dBm)	Over Limit (dB)	SPA Reading (dBm)	S.G. Power (dBm)	TX Cable loss (dB)	TX Antenna Gain (dBi)	Polarization (H/V)
Lowest	3702	-61.39	-13	-48.39	-57.23	-67.96	1.67	8.24	H
	5550	-58.96	-13	-45.96	-61.65	-66.03	2.65	9.72	H
	11100	-47.17	-13	-34.17	-58.32	-56.94	2.69	12.46	H
									H
									H
									H
	3702	-62.80	-13	-49.80	-58.63	-69.37	1.67	8.24	V
	5550	-60.71	-13	-47.71	-63.37	-67.78	2.65	9.72	V
	11100	-45.45	-13	-32.45	-56.44	-55.22	2.69	12.46	V
									V
									V
									V
Middle	3762	-64.14	-13	-51.14	-59.9	-70.77	1.69	8.31	H
	5640	-60.59	-13	-47.59	-63.7	-67.64	2.71	9.76	H
	11278.5	-50.30	-13	-37.30	-62.12	-60	2.68	12.39	H
									H
									H
									H
	3762	-64.81	-13	-51.81	-60.59	-71.44	1.69	8.31	V
	5640	-61.83	-13	-48.83	-64.92	-68.88	2.71	9.76	V
	11278.5	-48.55	-13	-35.55	-60.28	-58.25	2.68	12.39	V
									V
									V
									V
Highest	3816	-64.68	-13	-51.68	-60.34	-71.36	1.70	8.38	H
	5728.5	-62.39	-13	-49.39	-65.92	-69.42	2.76	9.79	H
	11457	-48.73	-13	-35.73	-61.16	-58.36	2.68	12.32	H
									H
									H
									H
									H
	3816	-64.44	-13	-51.44	-60.17	-71.12	1.70	8.38	V
	5728.5	-62.79	-13	-49.79	-66.31	-69.82	2.76	9.79	V
	11457	-47.11	-13	-34.11	-59.51	-56.74	2.68	12.32	V
									V
									V
									V

Remark: Spurious emissions within 30-1000MHz were found more than 20dB below limit line.

LTE Band 2 / 3MHz / QPSK									
Channel	Frequency (MHz)	EIRP (dBm)	Limit (dBm)	Over Limit (dB)	SPA Reading (dBm)	S.G. Power (dBm)	TX Cable loss (dB)	TX Antenna Gain (dBi)	Polarization (H/V)
Lowest	3702	-61.97	-13	-48.97	-57.81	-68.54	1.67	8.24	H
	5550	-58.75	-13	-45.75	-61.44	-65.82	2.65	9.72	H
	11100	-47.11	-13	-34.11	-58.26	-56.88	2.69	12.46	H
									H
									H
									H
									H
	3702	-63.33	-13	-50.33	-59.16	-69.9	1.67	8.24	V
	5550	-60.96	-13	-47.96	-63.62	-68.03	2.65	9.72	V
	11100	-44.82	-13	-31.82	-55.81	-54.59	2.69	12.46	V
									V
									V
									V
									V
Middle	3756	-64.25	-13	-51.25	-60.01	-70.87	1.68	8.31	H
	5634	-58.00	-13	-45.00	-61.11	-65.05	2.70	9.75	H
	11268	-51.07	-13	-38.07	-62.83	-60.78	2.68	12.39	H
									H
									H
									H
									H
	3756	-64.60	-13	-51.60	-60.38	-71.22	1.68	8.31	V
	5634	-61.33	-13	-48.33	-64.42	-68.38	2.70	9.75	V
	11268	-49.82	-13	-36.82	-61.49	-59.53	2.68	12.39	V
									V
									V
									V
									V
Highest	3816	-64.99	-13	-51.99	-60.65	-71.67	1.70	8.38	H
	5724	-61.90	-13	-48.90	-65.43	-68.94	2.75	9.79	H
	11446.5	-47.48	-13	-34.48	-59.84	-57.12	2.68	12.32	H
									H
									H
									H
									H
	3816	-64.24	-13	-51.24	-59.97	-70.92	1.70	8.38	V
	5724	-62.13	-13	-49.13	-65.65	-69.17	2.75	9.79	V
	11446.5	-47.03	-13	-34.03	-59.36	-56.67	2.68	12.32	V
									V
									V
									V
									V

Remark: Spurious emissions within 30-1000MHz were found more than 20dB below limit line.

LTE Band 2 / 5MHz / QPSK									
Channel	Frequency (MHz)	EIRP (dBm)	Limit (dBm)	Over Limit (dB)	SPA Reading (dBm)	S.G. Power (dBm)	TX Cable loss (dB)	TX Antenna Gain (dBi)	Polarization (H/V)
Lowest	3702	-62.04	-13	-49.04	-57.88	-68.61	1.67	8.24	H
	5550	-56.01	-13	-43.01	-58.7	-63.08	2.65	9.72	H
	11100	-48.13	-13	-35.13	-59.28	-57.9	2.69	12.46	H
									H
									H
									H
									H
	3702	-63.15	-13	-50.15	-58.98	-69.72	1.67	8.24	V
	5550	-58.93	-13	-45.93	-61.59	-66	2.65	9.72	V
	11100	-47.37	-13	-34.37	-58.36	-57.14	2.69	12.46	V
									V
									V
									V
									V
Middle	3756	-64.05	-13	-51.05	-59.81	-70.67	1.68	8.31	H
	5634	-57.60	-13	-44.60	-60.71	-64.65	2.70	9.75	H
	11268	-49.54	-13	-36.54	-61.3	-59.25	2.68	12.39	H
									H
									H
									H
									H
	3756	-64.65	-13	-51.65	-60.43	-71.27	1.68	8.31	V
	5634	-60.82	-13	-47.82	-63.91	-67.87	2.70	9.75	V
	11268	-49.12	-13	-36.12	-60.79	-58.83	2.68	12.39	V
									V
									V
									V
									V
Highest	3812	-65.13	-13	-52.13	-60.82	-71.8	1.70	8.37	H
	5718	-59.18	-13	-46.18	-62.71	-66.22	2.75	9.79	H
	11436	-45.87	-13	-32.87	-58.23	-55.51	2.68	12.33	H
									H
									H
									H
									H
	3812	-64.41	-13	-51.41	-60.15	-71.08	1.70	8.37	V
	5718	-60.45	-13	-47.45	-63.97	-67.49	2.75	9.79	V
	11436	-45.01	-13	-32.01	-57.34	-54.65	2.68	12.33	V
									V
									V
									V
									V

Remark: Spurious emissions within 30-1000MHz were found more than 20dB below limit line.

LTE Band 2 / 10MHz / QPSK									
Channel	Frequency (MHz)	EIRP (dBm)	Limit (dBm)	Over Limit (dB)	SPA Reading (dBm)	S.G. Power (dBm)	TX Cable loss (dB)	TX Antenna Gain (dBi)	Polarization (H/V)
Lowest	3702	-63.36	-13	-50.36	-59.2	-69.93	1.67	8.24	H
	5550	-57.20	-13	-44.20	-59.89	-64.27	2.65	9.72	H
	11100	-46.58	-13	-33.58	-57.73	-56.35	2.69	12.46	H
									H
									H
									H
									H
	3702	-63.40	-13	-50.40	-59.23	-69.97	1.67	8.24	V
	5550	-60.42	-13	-47.42	-63.08	-67.49	2.65	9.72	V
	11100	-45.61	-13	-32.61	-56.6	-55.38	2.69	12.46	V
									V
									V
									V
									V
Middle	3750	-64.68	-13	-51.68	-60.44	-71.3	1.68	8.30	H
	5628.75	-61.54	-13	-48.54	-64.56	-68.59	2.70	9.75	H
	11257.5	-47.78	-13	-34.78	-59.48	-57.49	2.69	12.40	H
									H
									H
									H
									H
	3750	-64.67	-13	-51.67	-60.45	-71.29	1.68	8.30	V
	5628.75	-61.72	-13	-48.72	-64.73	-68.77	2.70	9.75	V
	11257.5	-47.75	-13	-34.75	-59.34	-57.46	2.69	12.40	V
									V
									V
									V
									V
Highest	3704	-62.73	-13	-49.73	-58.42	-69.31	1.67	8.24	H
	5700	-59.10	-13	-46.10	-62.46	-66.14	2.74	9.78	H
	11404.5	-47.05	-13	-34.05	-59.3	-56.7	2.68	12.34	H
									H
									H
									H
									H
	3704	-62.82	-13	-49.82	-58.56	-69.4	1.67	8.24	V
	5700	-59.48	-13	-46.48	-62.83	-66.52	2.74	9.78	V
	11404.5	-46.03	-13	-33.03	-58.23	-55.68	2.68	12.34	V
									V
									V
									V
									V

Remark: Spurious emissions within 30-1000MHz were found more than 20dB below limit line.

LTE Band 2 / 15MHz / QPSK									
Channel	Frequency (MHz)	EIRP (dBm)	Limit (dBm)	Over Limit (dB)	SPA Reading (dBm)	S.G. Power (dBm)	TX Cable loss (dB)	TX Antenna Gain (dBi)	Polarization (H/V)
Lowest	3702	-62.64	-13	-49.64	-58.48	-69.21	1.67	8.24	H
	5550	-56.63	-13	-43.63	-59.32	-63.7	2.65	9.72	H
	11110.5	-46.24	-13	-33.24	-57.46	-56.01	2.69	12.46	H
									H
									H
									H
									H
	3702	-62.92	-13	-49.92	-58.75	-69.49	1.67	8.24	V
	5550	-59.89	-13	-46.89	-62.55	-66.96	2.65	9.72	V
	11110.5	-45.76	-13	-32.76	-56.82	-55.53	2.69	12.46	V
									V
									V
									V
									V
Middle	3750	-63.65	-13	-50.65	-59.41	-70.27	1.68	8.30	H
	5622	-58.94	-13	-45.94	-61.96	-65.99	2.70	9.75	H
	11236.5	-50.12	-13	-37.12	-61.76	-59.84	2.69	12.41	H
									H
									H
									H
									H
	3750	-64.65	-13	-51.65	-60.43	-71.27	1.68	8.30	V
	5622	-62.16	-13	-49.16	-65.17	-69.21	2.70	9.75	V
	11236.5	-48.31	-13	-35.31	-59.83	-58.03	2.69	12.41	V
									V
									V
									V
									V
Highest	3792	-62.62	-13	-49.62	-58.34	-69.27	1.70	8.35	H
	5688	-59.37	-13	-46.37	-62.73	-66.41	2.73	9.78	H
	11373	-50.19	-13	-37.19	-62.32	-59.86	2.68	12.35	H
									H
									H
									H
									H
	3792	-63.20	-13	-50.20	-58.96	-69.85	1.70	8.35	V
	5688	-60.19	-13	-47.19	-63.54	-67.23	2.73	9.78	V
	11373	-49.13	-13	-36.13	-61.2	-58.8	2.68	12.35	V
									V
									V
									V
									V

Remark: Spurious emissions within 30-1000MHz were found more than 20dB below limit line.

LTE Band 2 / 20MHz / QPSK									
Channel	Frequency (MHz)	EIRP (dBm)	Limit (dBm)	Over Limit (dB)	SPA Reading (dBm)	S.G. Power (dBm)	TX Cable loss (dB)	TX Antenna Gain (dBi)	Polarization (H/V)
Lowest	3702	-61.07	-13	-48.07	-56.91	-67.64	1.67	8.24	H
	5556	-56.45	-13	-43.45	-59.14	-63.52	2.66	9.72	H
	11110.5	-46.24	-13	-33.24	-57.46	-56.01	2.69	12.46	H
									H
									H
									H
									H
	3702	-62.81	-13	-49.81	-58.64	-69.38	1.67	8.24	V
	5556	-59.39	-13	-46.39	-62.05	-66.46	2.66	9.72	V
	11110.5	-44.83	-13	-31.83	-55.89	-54.6	2.69	12.46	V
									V
									V
									V
									V
Middle	3744	-63.06	-13	-50.06	-58.86	-69.67	1.68	8.29	H
	5616	-59.25	-13	-46.25	-62.27	-66.3	2.69	9.75	H
	11226	-50.07	-13	-37.07	-61.71	-59.79	2.69	12.41	H
									H
									H
									H
									H
	3744	-64.44	-13	-51.44	-60.25	-71.05	1.68	8.29	V
	5616	-61.58	-13	-48.58	-64.59	-68.63	2.69	9.75	V
	11226	-46.79	-13	-33.79	-58.31	-56.51	2.69	12.41	V
									V
									V
									V
									V
Highest	3780	-63.39	-13	-50.39	-59.11	-70.03	1.69	8.34	H
	5676	-59.45	-13	-46.45	-61.72	-66.49	2.73	9.77	H
	11352	-51.03	-13	-38.03	-63.09	-60.71	2.68	12.36	H
									H
									H
									H
									H
	3780	-64.06	-13	-51.06	-59.82	-70.7	1.69	8.34	V
	5676	-61.27	-13	-48.27	-64.53	-68.31	2.73	9.77	V
	11352	-50.36	-13	-37.36	-62.36	-60.04	2.68	12.36	V
									V
									V
									V
									V

Remark: Spurious emissions within 30-1000MHz were found more than 20dB below limit line.

LTE Band 25

LTE Band 25 / 1.4MHz / QPSK									
Channel	Frequency (MHz)	EIRP (dBm)	Limit (dBm)	Over Limit (dB)	SPA Reading (dBm)	S.G. Power (dBm)	TX Cable loss (dB)	TX Antenna Gain (dBi)	Polarization (H/V)
Low	3702	-61.61	-13	-48.61	-57.45	-68.18	1.67	8.24	H
	5550	-57.68	-13	-44.68	-60.37	-64.75	2.65	9.72	H
	11100	-45.21	-13	-32.21	-56.36	-54.98	2.69	12.46	H
									H
									H
									H
									H
	3702	-62.01	-13	-49.01	-57.84	-68.58	1.67	8.24	V
	5550	-59.56	-13	-46.56	-62.22	-66.63	2.65	9.72	V
	11100	-44.51	-13	-31.51	-55.5	-54.28	2.69	12.46	V
									V
									V
									V
Middle	3762	-63.43	-13	-50.43	-59.19	-70.06	1.69	8.31	H
	5640	-58.07	-13	-45.07	-61.18	-65.12	2.71	9.76	H
	11278.5	-49.02	-13	-36.02	-60.84	-58.72	2.68	12.39	H
									H
									H
									H
									H
	3762	-64.10	-13	-51.10	-59.88	-70.73	1.69	8.31	V
	5640	-61.34	-13	-48.34	-64.43	-68.39	2.71	9.76	V
	11278.5	-46.18	-13	-33.18	-57.91	-55.88	2.68	12.39	V
									V
									V
									V
Highest	3828	-59.93	-13	-46.93	-55.59	-66.62	1.71	8.39	H
	5742	-61.43	-13	-48.43	-65.04	-68.46	2.76	9.80	H
	11488.5	-49.81	-13	-36.81	-62.36	-59.43	2.68	12.30	H
									H
									H
									H
									H
	3828	-62.07	-13	-49.07	-57.8	-68.76	1.71	8.39	V
	5742	-59.87	-13	-46.87	-63.47	-66.9	2.76	9.80	V
	11488.5	-47.36	-13	-34.36	-59.89	-56.98	2.68	12.30	V
									V
									V
									V
									V

Remark: Spurious emissions within 30-1000MHz were found more than 20dB below limit line.

LTE Band 25 / 3MHz / QPSK									
Channel	Frequency (MHz)	EIRP (dBm)	Limit (dBm)	Over Limit (dB)	SPA Reading (dBm)	S.G. Power (dBm)	TX Cable loss (dB)	TX Antenna Gain (dBi)	Polarization (H/V)
Low	3702	-61.52	-13	-48.52	-57.36	-68.09	1.67	8.24	H
	5550	-57.67	-13	-44.67	-60.36	-64.74	2.65	9.72	H
	11100	-45.62	-13	-32.62	-56.77	-55.39	2.69	12.46	H
									H
									H
									H
									H
	3702	-62.85	-13	-49.85	-58.68	-69.42	1.67	8.24	V
	5550	-59.63	-13	-46.63	-62.29	-66.7	2.65	9.72	V
	11100	-45.48	-13	-32.48	-56.47	-55.25	2.69	12.46	V
									V
									V
									V
									V
Middle	3756	-62.99	-13	-49.99	-58.75	-69.61	1.68	8.31	H
	5634	-57.48	-13	-44.48	-60.59	-64.53	2.70	9.75	H
	11268	-49.94	-13	-36.94	-61.7	-59.65	2.68	12.39	H
									H
									H
									H
									H
	3756	-61.96	-13	-48.96	-57.74	-68.58	1.68	8.31	V
	5634	-59.30	-13	-46.30	-62.39	-66.35	2.70	9.75	V
	11268	-47.21	-13	-34.21	-58.88	-56.92	2.68	12.39	V
									V
									V
									V
									V
Highest	3822	-58.68	-13	-45.68	-54.34	-65.36	1.71	8.39	H
	5736	-58.50	-13	-45.50	-62.11	-65.53	2.76	9.79	H
	11478	-51.32	-13	-38.32	-63.81	-60.95	2.68	12.31	H
									H
									H
									H
									H
	3822	-60.57	-13	-47.57	-56.3	-67.25	1.71	8.39	V
	5736	-60.06	-13	-47.06	-63.66	-67.09	2.76	9.79	V
	11478	-47.21	-13	-34.21	-59.68	-56.84	2.68	12.31	V
									V
									V
									V
									V

Remark: Spurious emissions within 30-1000MHz were found more than 20dB below limit line.

LTE Band 25 / 5MHz / QPSK									
Channel	Frequency (MHz)	EIRP (dBm)	Limit (dBm)	Over Limit (dB)	SPA Reading (dBm)	S.G. Power (dBm)	TX Cable loss (dB)	TX Antenna Gain (dBi)	Polarization (H/V)
Low	3702	-61.17	-13	-48.17	-57.01	-67.74	1.67	8.24	H
	5550	-59.42	-13	-46.42	-61.11	-66.49	2.65	9.72	H
	11100	-46.87	-13	-33.87	-58.02	-56.64	2.69	12.46	H
									H
									H
									H
									H
	3702	-63.05	-13	-50.05	-58.88	-69.62	1.67	8.24	V
	5550	-58.63	-13	-45.63	-61.29	-65.7	2.65	9.72	V
	11100	-46.03	-13	-33.03	-57.02	-55.8	2.69	12.46	V
									V
									V
									V
									V
Middle	3756	-62.89	-13	-49.89	-58.65	-69.51	1.68	8.31	H
	5634	-57.86	-13	-44.86	-60.97	-64.91	2.70	9.75	H
	11268	-49.56	-13	-36.56	-61.32	-59.27	2.68	12.39	H
									H
									H
									H
									H
	3756	-64.43	-13	-51.43	-60.21	-71.05	1.68	8.31	V
	5634	-61.38	-13	-48.38	-64.47	-68.43	2.70	9.75	V
	11268	-47.36	-13	-34.36	-59.03	-57.07	2.68	12.39	V
									V
									V
									V
									V
Highest	3822	-58.24	-13	-45.24	-53.9	-64.92	1.71	8.39	H
	5730	-59.00	-13	-46.00	-62.53	-66.03	2.76	9.79	H
	11467.5	-48.31	-13	-35.31	-60.8	-57.94	2.68	12.31	H
									H
									H
									H
									H
	3822	-61.44	-13	-48.44	-57.17	-68.12	1.71	8.39	V
	5730	-61.53	-13	-48.53	-65.05	-68.56	2.76	9.79	V
	11467.5	-44.91	-13	-31.91	-57.38	-54.54	2.68	12.31	V
									V
									V
									V
									V

Remark: Spurious emissions within 30-1000MHz were found more than 20dB below limit line.

LTE Band 25 / 10MHz / QPSK									
Channel	Frequency (MHz)	EIRP (dBm)	Limit (dBm)	Over Limit (dB)	SPA Reading (dBm)	S.G. Power (dBm)	TX Cable loss (dB)	TX Antenna Gain (dBi)	Polarization (H/V)
Low	3702	-60.24	-13	-47.24	-56.08	-66.81	1.67	8.24	H
	5550	-57.86	-13	-44.86	-60.55	-64.93	2.65	9.72	H
	11100	-45.11	-13	-32.11	-56.26	-54.88	2.69	12.46	H
									H
									H
									H
									H
	3702	-62.54	-13	-49.54	-58.37	-69.11	1.67	8.24	V
	5550	-59.56	-13	-46.56	-62.22	-66.63	2.65	9.72	V
	11100	-44.78	-13	-31.78	-55.77	-54.55	2.69	12.46	V
									V
									V
									V
									V
Middle	3750	-61.97	-13	-48.97	-57.7	-68.59	1.68	8.30	H
	5628	-57.68	-13	-44.68	-60.55	-64.73	2.70	9.75	H
	7520	-63.16	-13	-50.16	-67.36	-72.55	2.42	11.81	H
	11257	-48.78	-13	-35.78	-60.34	-58.49	2.69	12.40	H
									H
									H
									H
	3750	-64.04	-13	-51.04	-59.69	-70.66	1.68	8.30	V
	5628	-61.49	-13	-48.49	-64.28	-68.54	2.70	9.75	V
	7520	-63.05	-13	-50.05	-67.45	-72.44	2.42	11.81	V
	11257	-45.88	-13	-32.88	-57.35	-55.59	2.69	12.40	V
									V
									V
									V
Highest	1848	-53.81	-13	-40.81	-43.43	-57.07	1.07	4.33	H
	3704	-61.32	-13	-48.32	-57.16	-67.9	1.67	8.24	H
	5552	-57.71	-13	-44.71	-60.4	-64.78	2.65	9.72	H
									H
									H
									H
									H
	1848	-52.07	-13	-39.07	-42.07	-55.33	1.07	4.33	V
	3704	-61.88	-13	-48.88	-57.71	-68.46	1.67	8.24	V
	5552	-59.85	-13	-46.85	-62.51	-66.92	2.65	9.72	V
									V
									V
									V
									V

Remark: Spurious emissions within 30-1000MHz were found more than 20dB below limit line.

LTE Band 25 / 15MHz / QPSK									
Channel	Frequency (MHz)	EIRP (dBm)	Limit (dBm)	Over Limit (dB)	SPA Reading (dBm)	S.G. Power (dBm)	TX Cable loss (dB)	TX Antenna Gain (dBi)	Polarization (H/V)
Low	3702	-61.87	-13	-48.87	-57.71	-68.44	1.67	8.24	H
	5550	-57.77	-13	-44.77	-60.46	-64.84	2.65	9.72	H
	11110.5	-44.76	-13	-31.76	-55.98	-54.53	2.69	12.46	H
									H
									H
									H
									H
	3702	-62.79	-13	-49.79	-58.62	-69.36	1.67	8.24	V
	5550	-60.08	-13	-47.08	-62.74	-67.15	2.65	9.72	V
	11110.5	-43.64	-13	-30.64	-54.7	-53.41	2.69	12.46	V
									V
									V
									V
									V
Middle	3744	-62.15	-13	-49.15	-57.95	-68.76	1.68	8.29	H
	5622	-56.91	-13	-43.91	-59.93	-63.96	2.70	9.75	H
	11236.5	-48.26	-13	-35.26	-59.9	-57.98	2.69	12.41	H
									H
									H
									H
									H
	3744	-63.02	-13	-50.02	-58.73	-69.63	1.68	8.29	V
	5622	-60.96	-13	-47.96	-63.97	-68.01	2.70	9.75	V
	11236.5	-45.99	-13	-32.99	-57.51	-55.71	2.69	12.41	V
									V
									V
									V
									V
Highest	3804	-59.53	-13	-46.53	-55.22	-66.2	1.70	8.36	H
	5700	-58.33	-13	-45.33	-61.69	-65.37	2.74	9.78	H
	11404.5	-46.96	-13	-33.96	-59.21	-56.61	2.68	12.34	H
									H
									H
									H
									H
	3804	-63.09	-13	-50.09	-58.83	-69.76	1.70	8.36	V
	5700	-60.12	-13	-47.12	-63.47	-67.16	2.74	9.78	V
	11404.5	-44.53	-13	-31.53	-56.73	-54.18	2.68	12.34	V
									V
									V
									V
									V

Remark: Spurious emissions within 30-1000MHz were found more than 20dB below limit line.

LTE Band 25 / 20MHz / QPSK									
Channel	Frequency (MHz)	EIRP (dBm)	Limit (dBm)	Over Limit (dB)	SPA Reading (dBm)	S.G. Power (dBm)	TX Cable loss (dB)	TX Antenna Gain (dBi)	Polarization (H/V)
Low	3702	-60.85	-13	-47.85	-56.69	-67.42	1.67	8.24	H
	5556	-57.08	-13	-44.08	-59.77	-64.15	2.66	9.72	H
	11110.5	-44.06	-13	-31.06	-55.28	-53.83	2.69	12.46	H
									H
									H
									H
									H
	3702	-62.52	-13	-49.52	-58.35	-69.09	1.67	8.24	V
	5556	-59.69	-13	-46.69	-62.35	-66.76	2.66	9.72	V
	11110.5	-44.15	-13	-31.15	-55.21	-53.92	2.69	12.46	V
									V
									V
									V
									V
Middle	3744	-61.90	-13	-48.90	-57.7	-68.51	1.68	8.29	H
	5616	-57.26	-13	-44.26	-60.28	-64.31	2.69	9.75	H
	11226	-47.47	-13	-34.47	-59.11	-57.19	2.69	12.41	H
									H
									H
									H
									H
	3744	-64.07	-13	-51.07	-59.88	-70.68	1.68	8.29	V
	5616	-60.00	-13	-47.00	-63.01	-67.05	2.69	9.75	V
	11226	-46.19	-13	-33.19	-57.71	-55.91	2.69	12.41	V
									V
									V
									V
									V
Highest	3792	-60.49	-13	-47.49	-56.21	-67.14	1.70	8.35	H
	5688	-57.92	-13	-44.92	-61.28	-64.96	2.73	9.78	H
	11373	-48.83	-13	-35.83	-60.96	-58.5	2.68	12.35	H
									H
									H
									H
									H
	3792	-61.82	-13	-48.82	-57.58	-68.47	1.70	8.35	V
	5688	-60.46	-13	-47.46	-63.81	-67.5	2.73	9.78	V
	11373	-46.76	-13	-33.76	-58.83	-56.43	2.68	12.35	V
									V
									V
									V
									V

Remark: Spurious emissions within 30-1000MHz were found more than 20dB below limit line.

LTE Band 4

LTE Band 4 / 1.4MHz / QPSK									
Channel	Frequency (MHz)	EIRP (dBm)	Limit (dBm)	Over Limit (dB)	SPA Reading (dBm)	S.G. Power (dBm)	TX Cable loss (dB)	TX Antenna Gain (dBi)	Polarization (H/V)
Lowest	3420	-59.06	-13	-46.06	-54.58	-65.13	1.58	7.65	H
	5130	-60.02	-13	-47.02	-60.41	-67.31	2.41	9.70	H
	10260	-58.97	-13	-45.97	-67.14	-68.58	2.69	12.30	H
									H
									H
									H
									H
	3420	-58.97	-13	-45.97	-54.58	-65.04	1.58	7.65	V
	5130	-61.88	-13	-48.88	-62.07	-69.17	2.41	9.70	V
	10260	-54.66	-13	-41.66	-62.7	-64.27	2.69	12.30	V
									V
									V
									V
Middle	3462	-63.67	-13	-50.67	-59.47	-69.91	1.59	7.83	H
	5196	-55.87	-13	-42.87	-56.52	-63.12	2.45	9.70	H
	10396	-58.84	-13	-45.84	-67.36	-68.51	2.69	12.36	H
									H
									H
									H
									H
	3462	-63.80	-13	-50.80	-60.46	-70.04	1.59	7.83	V
	5196	-62.24	-13	-49.24	-62.65	-69.49	2.45	9.70	V
	10396	-54.88	-13	-41.88	-63.26	-64.55	2.69	12.36	V
									V
									V
									V
Highest	3510	-59.97	-13	-46.97	-55.87	-66.37	1.61	8.01	H
	5262	-55.96	-13	-42.96	-56.94	-63.17	2.49	9.70	H
	10522	-54.34	-13	-41.34	-63.16	-64.05	2.69	12.40	H
									H
									H
									H
									H
	3510	-61.33	-13	-48.33	-57.07	-67.73	1.61	8.01	V
	5262	-59.29	-13	-46.29	-60.18	-66.5	2.49	9.70	V
	10522	-48.88	-13	-35.88	-57.51	-58.59	2.69	12.40	V
									V
									V
									V
									V

Remark: Spurious emissions within 30-1000MHz were found more than 20dB below limit line.

LTE Band 4 / 3MHz / QPSK									
Channel	Frequency (MHz)	EIRP (dBm)	Limit (dBm)	Over Limit (dB)	SPA Reading (dBm)	S.G. Power (dBm)	TX Cable loss (dB)	TX Antenna Gain (dBi)	Polarization (H/V)
Lowest	3420	-59.24	-13	-46.24	-54.72	-65.31	1.58	7.65	H
	5130	-59.43	-13	-46.43	-59.73	-66.72	2.41	9.70	H
	10260	-58.97	-13	-45.97	-67.21	-68.58	2.69	12.30	H
									H
									H
									H
									H
	3420	-59.28	-13	-46.28	-54.86	-65.35	1.58	7.65	V
	5130	-62.16	-13	-49.16	-62.27	-69.45	2.41	9.70	V
	10260	-55.08	-13	-42.08	-63.12	-64.69	2.69	12.30	V
									V
									V
									V
									V
Middle	3462	-64.59	-13	-51.59	-60.34	-70.83	1.59	7.83	H
	5196	-58.87	-13	-45.87	-59.53	-66.12	2.45	9.70	H
	10386	-58.66	-13	-45.66	-67.11	-68.32	2.69	12.35	H
									H
									H
									H
									H
	3462	-64.48	-13	-51.48	-60.15	-70.72	1.59	7.83	V
	5196	-61.22	-13	-48.22	-61.72	-68.47	2.45	9.70	V
	10386	-54.56	-13	-41.56	-62.82	-64.22	2.69	12.35	V
									V
									V
									V
									V
Highest	3504	-61.71	-13	-48.71	-57.52	-68.11	1.61	8.00	H
	5256	-54.71	-13	-41.71	-55.6	-61.93	2.48	9.70	H
	10512	-52.94	-13	-39.94	-61.75	-62.65	2.69	12.40	H
									H
									H
									H
									H
	3504	-61.58	-13	-48.58	-57.32	-67.98	1.61	8.00	V
	5256	-57.86	-13	-44.86	-58.61	-65.08	2.48	9.70	V
	10512	-47.57	-13	-34.57	-56.22	-57.28	2.69	12.40	V
									V
									V
									V
									V

Remark: Spurious emissions within 30-1000MHz were found more than 20dB below limit line.

LTE Band 4 / 5MHz / QPSK									
Channel	Frequency (MHz)	EIRP (dBm)	Limit (dBm)	Over Limit (dB)	SPA Reading (dBm)	S.G. Power (dBm)	TX Cable loss (dB)	TX Antenna Gain (dBi)	Polarization (H/V)
Lowest	3420	-58.36	-13	-45.36	-53.89	-64.43	1.58	7.65	H
	5130	-60.58	-13	-47.58	-60.88	-67.87	2.41	9.70	H
	10260	-59.78	-13	-46.78	-67.98	-69.39	2.69	12.30	H
									H
									H
									H
									H
	3420	-58.32	-13	-45.32	-53.86	-64.39	1.58	7.65	V
	5130	-62.16	-13	-49.16	-62.26	-69.45	2.41	9.70	V
	10260	-55.33	-13	-42.33	-63.38	-64.94	2.69	12.30	V
									V
									V
									V
									V
Middle	3462	-63.24	-13	-50.24	-59.26	-69.48	1.59	7.83	H
	5190	-61.79	-13	-48.79	-62.62	-69.04	2.45	9.70	H
	10386	-58.89	-13	-45.89	-67.62	-68.55	2.69	12.35	H
									H
									H
									H
									H
	3462	-63.08	-13	-50.08	-59.03	-69.32	1.59	7.83	V
	5190	-63.05	-13	-50.05	-63.74	-70.3	2.45	9.70	V
	10386	-53.70	-13	-40.70	-62.29	-63.36	2.69	12.35	V
									V
									V
									V
									V
Highest	3504	-61.84	-13	-48.84	-57.72	-68.24	1.61	8.00	H
	5250	-61.67	-13	-48.67	-62.59	-68.89	2.48	9.70	H
	10501	-55.66	-13	-42.66	-64.43	-65.37	2.69	12.40	H
									H
									H
									H
									H
	3504	-62.08	-13	-49.08	-57.85	-68.48	1.61	8.00	V
	5250	-60.76	-13	-47.76	-61.6	-67.98	2.48	9.70	V
	10501	-49.98	-13	-36.98	-58.61	-59.69	2.69	12.40	V
									V
									V
									V
									V

Remark: Spurious emissions within 30-1000MHz were found more than 20dB below limit line.

LTE Band 4 / 10MHz / QPSK									
Channel	Frequency (MHz)	EIRP (dBm)	Limit (dBm)	Over Limit (dB)	SPA Reading (dBm)	S.G. Power (dBm)	TX Cable loss (dB)	TX Antenna Gain (dBi)	Polarization (H/V)
Lowest	3420	-59.30	-13	-46.30	-55.11	-65.37	1.58	7.65	H
	5130	-59.59	-13	-46.59	-60.17	-66.88	2.41	9.70	H
	10260	-58.78	-13	-45.78	-67.24	-68.39	2.69	12.30	H
									H
									H
									H
									H
	3420	-59.73	-13	-46.73	-55.59	-65.8	1.58	7.65	V
	5130	-60.82	-13	-47.82	-61.24	-68.11	2.41	9.70	V
	10260	-54.40	-13	-41.40	-62.74	-64.01	2.69	12.30	V
									V
									V
									V
									V
Middle	3456	-61.54	-13	-48.54	-57.49	-67.76	1.59	7.81	H
	5184	-60.64	-13	-47.64	-61.47	-67.9	2.44	9.70	H
	10365	-54.45	-13	-41.45	-63.14	-64.1	2.69	12.35	H
									H
									H
									H
									H
	3456	-62.21	-13	-49.21	-58.13	-68.43	1.59	7.81	V
	5184	-60.59	-13	-47.59	-61.28	-67.85	2.44	9.70	V
	10365	-54.72	-13	-41.72	-63.27	-64.37	2.69	12.35	V
									V
									V
									V
									V
Highest	3492	-62.31	-13	-49.31	-58.47	-68.67	1.60	7.96	H
	5238	-55.93	-13	-42.93	-57.02	-63.16	2.47	9.70	H
	10470	-54.79	-13	-41.79	-63.71	-64.49	2.69	12.39	H
									H
									H
									H
									H
	3492	-62.39	-13	-49.39	-58.4	-68.75	1.60	7.96	V
	5238	-59.50	-13	-46.50	-60.46	-66.73	2.47	9.70	V
	10470	-51.44	-13	-38.44	-60.2	-61.14	2.69	12.39	V
									V
									V
									V
									V

Remark: Spurious emissions within 30-1000MHz were found more than 20dB below limit line.

LTE Band 4 / 15MHz / QPSK									
Channel	Frequency (MHz)	EIRP (dBm)	Limit (dBm)	Over Limit (dB)	SPA Reading (dBm)	S.G. Power (dBm)	TX Cable loss (dB)	TX Antenna Gain (dBi)	Polarization (H/V)
Lowest	3420	-58.22	-13	-45.22	-54.03	-64.29	1.58	7.65	H
	5130	-60.73	-13	-47.73	-61.31	-68.02	2.41	9.70	H
	10270.5	-59.00	-13	-46.00	-67.46	-68.61	2.69	12.31	H
									H
									H
									H
									H
	3420	-58.74	-13	-45.74	-54.6	-64.81	1.58	7.65	V
	5130	-62.56	-13	-49.56	-62.98	-69.85	2.41	9.70	V
	10270.5	-54.15	-13	-41.15	-62.49	-63.76	2.69	12.31	V
									V
									V
									V
									V
Middle	3450	-62.15	-13	-49.15	-58.1	-68.34	1.59	7.78	H
	5178	-57.49	-13	-44.49	-58.32	-64.75	2.44	9.70	H
	10354	-58.87	-13	-45.87	-67.53	-68.52	2.69	12.34	H
									H
									H
									H
									H
	3450	-61.26	-13	-48.26	-57.18	-67.45	1.59	7.78	V
	5178	-61.53	-13	-48.53	-62.22	-68.79	2.44	9.70	V
	10354	-55.43	-13	-42.43	-63.95	-65.08	2.69	12.34	V
									V
									V
									V
									V
Highest	3480	-61.54	-13	-48.54	-57.63	-67.85	1.60	7.91	H
	5220	-59.19	-13	-46.19	-60.19	-66.43	2.46	9.70	H
	10449	-56.72	-13	-43.72	-65.61	-66.41	2.69	12.38	H
									H
									H
									H
									H
	3480	-61.97	-13	-48.97	-57.95	-68.28	1.60	7.91	V
	5220	-62.25	-13	-49.25	-63.12	-69.49	2.46	9.70	V
	10449	-52.20	-13	-39.20	-60.93	-61.89	2.69	12.38	V
									V
									V
									V
									V

Remark: Spurious emissions within 30-1000MHz were found more than 20dB below limit line.

LTE Band 4 / 20MHz / QPSK									
Channel	Frequency (MHz)	EIRP (dBm)	Limit (dBm)	Over Limit (dB)	SPA Reading (dBm)	S.G. Power (dBm)	TX Cable loss (dB)	TX Antenna Gain (dBi)	Polarization (H/V)
Lowest	3420	-57.24	-13	-44.24	-53.05	-63.31	1.58	7.65	H
	5136	-60.30	-13	-47.30	-60.88	-67.58	2.42	9.70	H
	10270.5	-58.69	-13	-45.69	-67.15	-68.3	2.69	12.31	H
									H
									H
									H
									H
	3420	-58.65	-13	-45.65	-54.51	-64.72	1.58	7.65	V
	5136	-62.34	-13	-49.34	-62.76	-69.62	2.42	9.70	V
	10270.5	-54.51	-13	-41.51	-62.85	-64.12	2.69	12.31	V
									V
									V
									V
									V
Middle	3450	-61.02	-13	-48.02	-56.97	-67.21	1.59	7.78	H
	5172	-57.97	-13	-44.97	-58.72	-65.23	2.44	9.70	H
	10344	-58.51	-13	-45.51	-67.17	-68.15	2.69	12.34	H
									H
									H
									H
									H
	3450	-60.49	-13	-47.49	-56.41	-66.68	1.59	7.78	V
	5172	-60.76	-13	-47.76	-61.36	-68.02	2.44	9.70	V
	10344	-55.31	-13	-42.31	-63.83	-64.95	2.69	12.34	V
									V
									V
									V
									V
Highest	3474	-63.48	-13	-50.48	-59.57	-69.77	1.60	7.89	H
	5208	-60.28	-13	-47.28	-61.28	-67.52	2.46	9.70	H
	10417.5	-57.78	-13	-44.78	-66.58	-67.45	2.69	12.37	H
									H
									H
									H
									H
	3474	-63.77	-13	-50.77	-59.75	-70.06	1.60	7.89	V
	5208	-62.84	-13	-49.84	-63.71	-70.08	2.46	9.70	V
	10417.5	-53.77	-13	-40.77	-62.42	-63.44	2.69	12.37	V
									V
									V
									V
									V

Remark: Spurious emissions within 30-1000MHz were found more than 20dB below limit line.

LTE Band 5

LTE Band 5 / 1.4MHz / QPSK									
Channel	Frequency (MHz)	EIRP (dBm)	Limit (dBm)	Over Limit (dB)	SPA Reading (dBm)	S.G. Power (dBm)	TX Cable loss (dB)	TX Antenna Gain (dBi)	Polarization (H/V)
Lowest	1648	-52.76	-13	-39.76	-40.35	-54.52	0.98	4.89	H
	2472	-51.34	-13	-38.34	-49.4	-53.22	1.28	5.32	H
	3296	-66.16	-13	-53.16	-61.19	-69.57	1.54	7.10	H
									H
									H
									H
									H
	1648	-51.82	-13	-38.82	-39.87	-53.58	0.98	4.89	V
	2472	-54.66	-13	-41.66	-48.1	-56.54	1.28	5.32	V
	3296	-65.58	-13	-52.58	-60.94	-68.99	1.54	7.10	V
									V
									V
									V
Middle	1672	-53.64	-13	-40.64	-41.49	-55.32	0.99	4.82	H
	2512	-52.28	-13	-39.28	-45.4	-54.25	1.29	5.41	H
	3343	-65.34	-13	-52.34	-60.62	-68.94	1.56	7.31	H
									H
									H
									H
									H
	1672	-52.68	-13	-39.68	-41.01	-54.36	0.99	4.82	V
	2512	-49.77	-13	-36.77	-43.32	-51.74	1.29	5.41	V
	3343	-65.10	-13	-52.10	-60.57	-68.7	1.56	7.31	V
									V
									V
									V
Highest	1696	-55.96	-13	-42.96	-44	-57.56	1.00	4.75	H
	2544	-56.06	-13	-43.06	-49.22	-58.04	1.30	5.44	H
	3390	-65.33	-13	-52.33	-60.83	-69.13	1.57	7.52	H
									H
									H
									H
									H
	1696	-52.98	-13	-39.98	-41.46	-54.58	1.00	4.75	V
	2544	-53.08	-13	-40.08	-46.76	-55.06	1.30	5.44	V
	3390	-65.04	-13	-52.04	-60.62	-68.84	1.57	7.52	V
									V
									V
									V
									V

Remark: Spurious emissions within 30-1000MHz were found more than 20dB below limit line.

LTE Band 5 / 3MHz / QPSK									
Channel	Frequency (MHz)	ERP (dBm)	Limit (dBm)	Over Limit (dB)	SPA Reading (dBm)	S.G. Power (dBm)	TX Cable loss (dB)	TX Antenna Gain (dBi)	Polarization (H/V)
Lowest	1648	-52.77	-13	-39.77	-40.38	-54.53	0.98	4.89	H
	2472	-56.18	-13	-43.18	-49.22	-58.06	1.28	5.32	H
	3296	-65.97	-13	-52.97	-61.04	-69.38	1.54	7.10	H
									H
									H
									H
									H
	1648	-51.83	-13	-38.83	-39.88	-53.59	0.98	4.89	V
	2472	-55.37	-13	-42.37	-48.84	-57.25	1.28	5.32	V
	3296	-65.86	-13	-52.86	-61.18	-69.27	1.54	7.10	V
									V
									V
									V
									V
Middle	1672	-55.78	-13	-42.78	-43.6	-57.46	0.99	4.82	H
	2504	-52.29	-13	-39.29	-45.38	-54.25	1.29	5.40	H
	3340	-65.68	-13	-52.68	-60.92	-69.27	1.55	7.30	H
									H
									H
									H
									H
	1672	-54.25	-13	-41.25	-42.59	-55.93	0.99	4.82	V
	2504	-50.68	-13	-37.68	-44.22	-52.64	1.29	5.40	V
	3340	-65.32	-13	-52.32	-60.72	-68.91	1.55	7.30	V
									V
									V
									V
									V
Highest	1696	-56.18	-13	-43.18	-44.19	-57.78	1.00	4.75	H
	2536	-55.23	-13	-42.23	-48.36	-57.21	1.30	5.43	H
	3384	-64.84	-13	-51.84	-60.31	-68.61	1.57	7.49	H
									H
									H
									H
									H
	1696	-54.16	-13	-41.16	-42.62	-55.76	1.00	4.75	V
	2536	-53.77	-13	-40.77	-47.41	-55.75	1.30	5.43	V
	3384	-64.87	-13	-51.87	-60.44	-68.64	1.57	7.49	V
									V
									V
									V
									V

Remark: Spurious emissions within 30-1000MHz were found more than 20dB below limit line.

LTE Band 5 / 5MHz / QPSK									
Channel	Frequency (MHz)	ERP (dBm)	Limit (dBm)	Over Limit (dB)	SPA Reading (dBm)	S.G. Power (dBm)	TX Cable loss (dB)	TX Antenna Gain (dBi)	Polarization (H/V)
Lowest	1648	-51.26	-13	-38.26	-38.85	-53.02	0.98	4.89	H
	2472	-55.78	-13	-42.78	-48.74	-57.66	1.28	5.32	H
	3296	-66.08	-13	-53.08	-61.19	-69.49	1.54	7.10	H
									H
									H
									H
									H
	1648	-50.57	-13	-37.57	-38.63	-52.33	0.98	4.89	V
	2472	-54.04	-13	-41.04	-47.52	-55.92	1.28	5.32	V
	3296	-65.67	-13	-52.67	-61.04	-69.08	1.54	7.10	V
									V
									V
									V
									V
Middle	1672	-43.57	-13	-30.57	-44.44	-45.25	0.99	4.82	H
	2504	-50.96	-13	-37.96	-44.05	-52.92	1.29	5.40	H
	3336	-65.37	-13	-52.37	-60.59	-68.95	1.55	7.28	H
									H
									H
									H
									H
	1672	-53.56	-13	-40.56	-41.89	-55.24	0.99	4.82	V
	2504	-49.76	-13	-36.76	-43.27	-51.72	1.29	5.40	V
	3336	-65.04	-13	-52.04	-60.56	-68.62	1.55	7.28	V
									V
									V
									V
									V
Highest	1688	-55.59	-13	-42.59	-43.45	-57.22	1.00	4.77	H
	2536	-52.42	-13	-39.42	-45.55	-54.4	1.30	5.43	H
	3376	-65.47	-13	-52.47	-60.86	-69.21	1.57	7.45	H
									H
									H
									H
									H
	1688	-53.94	-13	-40.94	-42.28	-55.57	1.00	4.77	V
	2536	-51.48	-13	-38.48	-45.12	-53.46	1.30	5.43	V
	3376	-65.18	-13	-52.18	-60.69	-68.92	1.57	7.45	V
									V
									V
									V
									V

Remark: Spurious emissions within 30-1000MHz were found more than 20dB below limit line.

LTE Band 5 / 10MHz / QPSK									
Channel	Frequency (MHz)	ERP (dBm)	Limit (dBm)	Over Limit (dB)	SPA Reading (dBm)	S.G. Power (dBm)	TX Cable loss (dB)	TX Antenna Gain (dBi)	Polarization (H/V)
Lowest	1648	-50.86	-13	-37.86	-38.38	-52.62	0.98	4.89	H
	2472	-55.58	-13	-42.58	-48.6	-57.46	1.28	5.32	H
	3296	-65.64	-13	-52.64	-60.69	-69.05	1.54	7.10	H
									H
									H
									H
									H
	1648	-49.67	-13	-36.67	-37.74	-51.43	0.98	4.89	V
	2472	-54.39	-13	-41.39	-47.86	-56.27	1.28	5.32	V
	3296	-65.28	-13	-52.28	-60.66	-68.69	1.54	7.10	V
									V
									V
									V
									V
Middle	1664	-54.77	-13	-41.77	-42.49	-56.48	0.98	4.84	H
	2496	-51.13	-13	-38.13	-44.2	-53.08	1.29	5.39	H
	3326	-65.32	-13	-52.32	-60.51	-68.85	1.55	7.23	H
									H
									H
									H
									H
	1664	-53.88	-13	-40.88	-41.09	-55.59	0.98	4.84	V
	2496	-48.22	-13	-35.22	-41.74	-50.17	1.29	5.39	V
	3326	-65.28	-13	-52.28	-60.72	-68.81	1.55	7.23	V
									V
									V
									V
									V
Highest	1680	-54.06	-13	-41.06	-41.93	-55.71	0.99	4.80	H
	2520	-49.97	-13	-36.97	-43.11	-51.94	1.30	5.42	H
	3356	-65.08	-13	-52.08	-60.44	-68.74	1.56	7.37	H
									H
									H
									H
									H
	1680	-53.57	-13	-40.57	-41.82	-55.22	0.99	4.80	V
	2520	-50.01	-13	-37.01	-43.63	-51.98	1.30	5.42	V
	3356	-64.78	-13	-51.78	-60.28	-68.44	1.56	7.37	V
									V
									V
									V
									V

Remark: Spurious emissions within 30-1000MHz were found more than 20dB below limit line.

LTE Band 26

LTE Band 26 / 1.4 MHz / QPSK									
Channel	Frequency (MHz)	ERP (dBm)	Limit (dBm)	Over Limit (dB)	SPA Reading (dBm)	S.G. Power (dBm)	TX Cable loss (dB)	TX Antenna Gain (dBi)	Polarization (H/V)
Lowest	1648	-50.66	-13	-37.66	-38.5	-52.42	0.98	4.89	H
	2472	-52.68	-13	-39.68	-45.96	-54.56	1.28	5.32	H
	3296	-66.00	-13	-53.00	-61.33	-69.41	1.54	7.10	H
									H
									H
									H
									H
	1648	-52.39	-13	-39.39	-39.7	-54.15	0.98	4.89	V
	2472	-56.03	-13	-43.03	-49.75	-57.91	1.28	5.32	V
	3296	-65.49	-13	-52.49	-61.15	-68.9	1.54	7.10	V
									V
									V
									V
Middle	1672	-53.26	-13	-40.26	-41.39	-54.94	0.99	4.82	H
	2512	-48.73	-13	-35.73	-42.12	-50.7	1.29	5.41	H
	3344	-65.24	-13	-52.24	-60.77	-68.85	1.56	7.31	H
									H
									H
									H
									H
	1672	-52.64	-13	-39.64	-41.23	-54.32	0.99	4.82	V
	2512	-53.45	-13	-40.45	-47.3	-55.42	1.29	5.41	V
	3344	-64.95	-13	-51.95	-60.69	-68.56	1.56	7.31	V
									V
									V
									V
Highest	1696	-52.62	-13	-39.62	-40.91	-54.22	1.00	4.75	H
	2544	-53.65	-13	-40.65	-47.09	-55.63	1.30	5.44	H
	3392	-65.14	-13	-52.14	-60.88	-68.94	1.57	7.52	H
									H
									H
									H
									H
	1696	-52.55	-13	-39.55	-41.28	-54.15	1.00	4.75	V
	2544	-57.95	-13	-44.95	-51.89	-59.93	1.30	5.44	V
	3392	-65.02	-13	-52.02	-60.85	-68.82	1.57	7.52	V
									V
									V
									V
									V

Remark: Spurious emissions within 30-1000MHz were found more than 20dB below limit line.

LTE Band 26 / 3 MHz / QPSK									
Channel	Frequency (MHz)	ERP (dBm)	Limit (dBm)	Over Limit (dB)	SPA Reading (dBm)	S.G. Power (dBm)	TX Cable loss (dB)	TX Antenna Gain (dBi)	Polarization (H/V)
Lowest	1648	-49.96	-13	-36.96	-37.8	-51.72	0.98	4.89	H
	2472	-52.57	-13	-39.57	-45.85	-54.45	1.28	5.32	H
	3296	-65.82	-13	-52.82	-61.15	-69.23	1.54	7.10	H
									H
									H
									H
									H
									V
	1648	-51.17	-13	-38.17	-39.48	-52.93	0.98	4.89	V
	2472	-57.54	-13	-44.54	-51.26	-59.42	1.28	5.32	V
	3296	-65.58	-13	-52.58	-61.24	-68.99	1.54	7.10	V
									V
									V
									V
Middle	1672	-54.59	-13	-41.59	-42.72	-56.27	0.99	4.82	H
	2504	-48.01	-13	-35.01	-41.37	-49.97	1.29	5.40	H
	3344	-65.44	-13	-52.44	-60.97	-69.05	1.56	7.31	H
									H
									H
									H
									H
	1672	-54.49	-13	-41.49	-43.08	-56.17	0.99	4.82	V
	2504	-51.88	-13	-38.88	-45.69	-53.84	1.29	5.40	V
	3344	-64.97	-13	-51.97	-60.71	-68.58	1.56	7.31	V
									V
									V
									V
									V
Highest	1696	-53.14	-13	-40.14	-41.43	-54.74	1.00	4.75	H
	2536	-52.02	-13	-39.02	-45.43	-54	1.30	5.43	H
	3384	-65.24	-13	-52.24	-60.92	-69.01	1.57	7.49	H
									H
									H
									H
									H
	1696	-54.28	-13	-41.28	-43.01	-55.88	1.00	4.75	V
	2536	-55.78	-13	-42.78	-49.68	-57.76	1.30	5.43	V
	3384	-64.99	-13	-51.99	-60.8	-68.76	1.57	7.49	V
									V
									V
									V
									V

Remark: Spurious emissions within 30-1000MHz were found more than 20dB below limit line.

LTE Band 26 / 5 MHz / QPSK									
Channel	Frequency (MHz)	ERP (dBm)	Limit (dBm)	Over Limit (dB)	SPA Reading (dBm)	S.G. Power (dBm)	TX Cable loss (dB)	TX Antenna Gain (dBi)	Polarization (H/V)
Lowest	1648	-50.98	-13	-37.98	-38.56	-52.74	0.98	4.89	H
	2472	-60.67	-13	-47.67	-53.7	-62.55	1.28	5.32	H
	3296	-65.72	-13	-52.72	-60.71	-69.13	1.54	7.10	H
									H
									H
									H
									H
	1648	-49.82	-13	-36.82	-37.84	-51.58	0.98	4.89	V
	2472	-61.23	-13	-48.23	-54.64	-63.11	1.28	5.32	V
	3296	-65.67	-13	-52.67	-61.13	-69.08	1.54	7.10	V
									V
									V
									V
									V
Middle	1672	-55.06	-13	-42.06	-42.93	-56.74	0.99	4.82	H
	2504	-58.51	-13	-45.51	-51.59	-60.47	1.29	5.40	H
	3336	-65.57	-13	-52.57	-60.74	-69.15	1.55	7.28	H
									H
									H
									H
									H
	1672	-52.88	-13	-39.88	-41.19	-54.56	0.99	4.82	V
	2504	-61.10	-13	-48.10	-54.65	-63.06	1.29	5.40	V
	3336	-65.56	-13	-52.56	-60.94	-69.14	1.55	7.28	V
									V
									V
									V
									V
Highest	1688	-55.17	-13	-42.17	-42.99	-56.8	1.00	4.77	H
	2536	-54.04	-13	-41.04	-47.26	-56.02	1.30	5.43	H
	3376	-65.37	-13	-52.37	-60.82	-69.11	1.57	7.45	H
									H
									H
									H
									H
	1688	-53.61	-13	-40.61	-41.89	-55.24	1.00	4.77	V
	2536	-58.46	-13	-45.46	-52.08	-60.44	1.30	5.43	V
	3376	-65.08	-13	-52.08	-60.58	-68.82	1.57	7.45	V
									V
									V
									V
									V

Remark: Spurious emissions within 30-1000MHz were found more than 20dB below limit line.

LTE Band 26 / 10 MHz / QPSK									
Channel	Frequency (MHz)	ERP (dBm)	Limit (dBm)	Over Limit (dB)	SPA Reading (dBm)	S.G. Power (dBm)	TX Cable loss (dB)	TX Antenna Gain (dBi)	Polarization (H/V)
Lowest	1648	-51.66	-13	-38.66	-39.23	-53.42	0.98	4.89	H
	2472	-60.18	-13	-47.18	-53.21	-62.06	1.28	5.32	H
	3296	-65.97	-13	-52.97	-61.01	-69.38	1.54	7.10	H
									H
									H
									H
									H
	1648	-50.16	-13	-37.16	-38.19	-51.92	0.98	4.89	V
	2472	-62.06	-13	-49.06	-55.51	-63.94	1.28	5.32	V
	3296	-65.47	-13	-52.47	-60.87	-68.88	1.54	7.10	V
									V
									V
									V
									V
Middle	1664	-53.08	-13	-40.08	-40.81	-54.79	0.98	4.84	H
	2496	-52.46	-13	-39.46	-45.51	-54.41	1.29	5.39	H
	3326	-65.68	-13	-52.68	-60.83	-69.21	1.55	7.23	H
									H
									H
									H
									H
	1664	-51.86	-13	-38.86	-40.02	-53.57	0.98	4.84	V
	2496	-54.87	-13	-41.87	-48.44	-56.82	1.29	5.39	V
	3326	-65.51	-13	-52.51	-60.93	-69.04	1.55	7.23	V
									V
									V
									V
									V
Highest	1680	-54.86	-13	-41.86	-42.73	-56.51	0.99	4.80	H
	2520	-61.57	-13	-48.57	-54.7	-63.54	1.30	5.42	H
	3360	-65.44	-13	-52.44	-60.83	-69.11	1.56	7.38	H
									H
									H
									H
									H
	1680	-51.17	-13	-38.17	-39.51	-52.82	0.99	4.80	V
	2520	-64.36	-13	-51.36	-57.92	-66.33	1.30	5.42	V
	3360	-65.04	-13	-52.04	-60.53	-68.71	1.56	7.38	V
									V
									V
									V
									V

Remark: Spurious emissions within 30-1000MHz were found more than 20dB below limit line.

LTE Band 26 / 15 MHz / QPSK									
Channel	Frequency (MHz)	ERP (dBm)	Limit (dBm)	Over Limit (dB)	SPA Reading (dBm)	S.G. Power (dBm)	TX Cable loss (dB)	TX Antenna Gain (dBi)	Polarization (H/V)
Lowest	1648	-51.17	-13	-38.17	-38.71	-52.93	0.98	4.89	H
	2472	-60.89	-13	-47.89	-53.87	-62.77	1.28	5.32	H
	3296	-66.08	-13	-53.08	-61.17	-69.49	1.54	7.10	H
									H
									H
									H
									H
	1648	-50.28	-13	-37.28	-38.27	-52.04	0.98	4.89	V
	2472	-62.72	-13	-49.72	-56.17	-64.6	1.28	5.32	V
	3296	-65.66	-13	-52.66	-61.08	-69.07	1.54	7.10	V
									V
									V
									V
									V
Middle	1664	-52.57	-13	-39.57	-40.3	-54.28	0.98	4.84	H
	2488	-58.36	-13	-45.36	-51.47	-60.29	1.29	5.36	H
	3328	-65.87	-13	-52.87	-61.09	-69.41	1.55	7.24	H
									H
									H
									H
									H
	1664	-51.68	-13	-38.68	-39.88	-53.39	0.98	4.84	V
	2488	-60.70	-13	-47.70	-54.17	-62.63	1.29	5.36	V
	3328	-65.29	-13	-52.29	-60.73	-68.83	1.55	7.24	V
									V
									V
									V
									V
Highest	1672	-55.18	-13	-42.18	-43.08	-56.86	0.99	4.82	H
	2504	-59.34	-13	-46.34	-52.4	-61.3	1.29	5.40	H
	3338	-65.46	-13	-52.46	-60.69	-69.04	1.55	7.29	H
									H
									H
									H
									H
	1672	-51.97	-13	-38.97	-40.35	-53.65	0.99	4.82	V
	2504	-61.69	-13	-48.69	-55.21	-63.65	1.29	5.40	V
	3338	-65.47	-13	-52.47	-60.99	-69.05	1.55	7.29	V
									V
									V
									V
									V

Remark: Spurious emissions within 30-1000MHz were found more than 20dB below limit line.

LTE Band 7

LTE Band 7 / 5MHz / QPSK									
Channel	Frequency (MHz)	ERP (dBm)	Limit (dBm)	Over Limit (dB)	SPA Reading (dBm)	S.G. Power (dBm)	TX Cable loss (dB)	TX Antenna Gain (dBi)	Polarization (H/V)
Lowest	5004	-60.94	-25	-35.94	-60.92	-68.3	2.34	9.70	H
	7500	-56.26	-25	-31.26	-60.39	-65.63	2.43	11.80	H
	10008	-56.88	-25	-31.88	-64.77	-66.39	2.70	12.20	H
									H
									H
									H
									H
	5004	-59.75	-25	-34.75	-59.54	-67.11	2.34	9.70	V
	7500	-56.55	-25	-31.55	-60.92	-65.92	2.43	11.80	V
	10008	-52.93	-25	-27.93	-60.75	-62.44	2.70	12.20	V
									V
									V
									V
Middle	5064	-59.11	-25	-34.11	-59.35	-66.44	2.37	9.70	H
	7596	-54.50	-25	-29.50	-59	-63.96	2.40	11.86	H
	10134	-58.40	-25	-33.40	-66.56	-67.96	2.70	12.25	H
									H
									H
									H
									H
	5064	-60.30	-25	-35.30	-60.36	-67.63	2.37	9.70	V
	7596	-57.38	-25	-32.38	-62.14	-66.84	2.40	11.86	V
	10134	-54.86	-25	-29.86	-62.93	-64.42	2.70	12.25	V
									V
									V
									V
Highest	5130	-56.91	-25	-31.91	-57.49	-64.2	2.41	9.70	H
	7698	-56.51	-25	-31.51	-61.37	-66.06	2.37	11.92	H
	10260	-54.93	-25	-29.93	-63.39	-64.54	2.69	12.30	H
	15390	-57.09	-25	-32.09	-71.57	-67.48	3.76	14.15	H
									H
									H
									H
	5130	-55.95	-25	-30.95	-56.37	-63.24	2.41	9.70	V
	7698	-53.66	-25	-28.66	-58.8	-63.21	2.37	11.92	V
	10260	-52.01	-25	-27.01	-60.35	-61.62	2.69	12.30	V
	15390	-55.14	-25	-30.14	-69.6	-65.53	3.76	14.15	V
									V
									V
									V

Remark: Spurious emissions within 30-1000MHz were found more than 20dB below limit line.

LTE Band 7 / 10MHz / QPSK									
Channel	Frequency (MHz)	EIRP (dBm)	Limit (dBm)	Over Limit (dB)	SPA Reading (dBm)	S.G. Power (dBm)	TX Cable loss (dB)	TX Antenna Gain (dBi)	Polarization (H/V)
Lowest	5004	-63.79	-25	-38.79	-63.67	-71.15	2.34	9.70	H
	7500	-57.85	-25	-32.85	-61.94	-67.22	2.43	11.80	H
	10008	-59.08	-25	-34.08	-66.79	-68.59	2.70	12.20	H
									H
									H
									H
									H
	5004	-62.66	-25	-37.66	-62.32	-70.02	2.34	9.70	V
	7500	-56.74	-25	-31.74	-61	-66.11	2.43	11.80	V
	10008	-54.93	-25	-29.93	-62.67	-64.44	2.70	12.20	V
									V
									V
									V
									V
Middle	5064	-61.44	-25	-36.44	-61.55	-68.77	2.37	9.70	H
	7590	-55.26	-25	-30.26	-59.63	-64.71	2.40	11.85	H
	10116	-58.89	-25	-33.89	-66.94	-68.44	2.70	12.25	H
									H
									H
									H
									H
	5064	-60.89	-25	-35.89	-60.87	-68.22	2.37	9.70	V
	7590	-58.32	-25	-33.32	-62.93	-67.77	2.40	11.85	V
	10116	-53.84	-25	-28.84	-61.82	-63.39	2.70	12.25	V
									V
									V
									V
									V
Highest	5124	-58.22	-25	-33.22	-57.75	-65.51	2.41	9.70	H
	7680	-56.78	-25	-31.78	-61.46	-66.32	2.37	11.91	H
	10242	-53.91	-25	-28.91	-62.13	-63.51	2.69	12.30	H
									H
									H
									H
									H
	5124	-56.73	-25	-31.73	-57.02	-64.02	2.41	9.70	V
	7680	-57.48	-25	-32.48	-62.41	-67.02	2.37	11.91	V
	10242	-50.28	-25	-25.28	-58.38	-59.88	2.69	12.30	V
									V
									V
									V
									V

Remark: Spurious emissions within 30-1000MHz were found more than 20dB below limit line.

LTE Band 7 / 15MHz / QPSK									
Channel	Frequency (MHz)	EIRP (dBm)	Limit (dBm)	Over Limit (dB)	SPA Reading (dBm)	S.G. Power (dBm)	TX Cable loss (dB)	TX Antenna Gain (dBi)	Polarization (H/V)
Lowest	5004	-60.41	-25	-35.41	-60.35	-67.77	2.34	9.70	H
	7500	-45.35	-25	-20.35	-59.32	-54.72	2.43	11.80	H
	10008	-57.04	-25	-32.04	-64.85	-66.55	2.70	12.20	H
									H
									H
									H
									H
	5004	-60.66	-25	-35.66	-60.18	-68.02	2.34	9.70	V
	7500	-57.64	-25	-32.64	-61.8	-67.01	2.43	11.80	V
	10008	-52.54	-25	-27.54	-60.22	-62.05	2.70	12.20	V
									V
									V
									V
									V
Middle	5058	-59.96	-25	-34.96	-60.12	-67.29	2.37	9.70	H
	7584	-57.57	-25	-32.57	-61.87	-67.02	2.40	11.85	H
	10116	-58.56	-25	-33.56	-66.55	-68.11	2.70	12.25	H
									H
									H
									H
									H
	5058	-62.22	-25	-37.22	-62.07	-69.55	2.37	9.70	V
	7584	-58.56	-25	-33.56	-63.18	-68.01	2.40	11.85	V
	10116	-54.56	-25	-29.56	-62.26	-64.11	2.70	12.25	V
									V
									V
									V
									V
Highest	5112	-59.03	-25	-34.03	-59.29	-66.33	2.40	9.70	H
	7668	-56.49	-25	-31.49	-60.95	-66.02	2.38	11.90	H
	10224	-52.96	-25	-27.96	-61.21	-62.55	2.69	12.29	H
									H
									H
									H
									H
	5112	-57.49	-25	-32.49	-57.72	-64.79	2.40	9.70	V
	7668	-58.02	-25	-33.02	-62.84	-67.55	2.38	11.90	V
	10224	-50.22	-25	-25.22	-58.31	-59.81	2.69	12.29	V
									V
									V
									V
									V

Remark: Spurious emissions within 30-1000MHz were found more than 20dB below limit line.

LTE Band 7 / 20MHz / QPSK									
Channel	Frequency (MHz)	EIRP (dBm)	Limit (dBm)	Over Limit (dB)	SPA Reading (dBm)	S.G. Power (dBm)	TX Cable loss (dB)	TX Antenna Gain (dBi)	Polarization (H/V)
Lowest	5004	-60.06	-25	-35.06	-59.98	-67.42	2.34	9.70	H
	7506	-57.43	-25	-32.43	-61.45	-66.81	2.43	11.80	H
	10008	-57.88	-25	-32.88	-65.67	-67.39	2.70	12.20	H
									H
									H
									H
									H
	5004	-60.65	-25	-35.65	-60.13	-68.01	2.34	9.70	V
	7506	-57.17	-25	-32.17	-61.46	-66.55	2.43	11.80	V
	10008	-52.82	-25	-27.82	-60.57	-62.33	2.70	12.20	V
									V
									V
									V
									V
Middle	5052	-56.44	-25	-31.44	-56.28	-63.77	2.37	9.70	H
	7578	-55.28	-25	-30.28	-59.47	-64.72	2.40	11.85	H
	10098	-56.75	-25	-31.75	-65.7	-66.29	2.70	12.24	H
									H
									H
									H
									H
	5052	-60.11	-25	-35.11	-60.01	-67.44	2.37	9.70	V
	7578	-55.58	-25	-30.58	-60.1	-65.02	2.40	11.85	V
	10098	-53.68	-25	-28.68	-61.54	-63.22	2.70	12.24	V
									V
									V
									V
									V
Highest	5100	-58.38	-25	-33.38	-58.67	-65.69	2.39	9.70	H
	7656	-58.14	-25	-33.14	-62.81	-67.65	2.38	11.89	H
	10206	-53.85	-25	-28.85	-62.08	-63.44	2.70	12.28	H
									H
									H
									H
									H
	5100	-57.26	-25	-32.26	-57.29	-64.57	2.39	9.70	V
	7656	-55.26	-25	-30.26	-60.03	-64.77	2.38	11.89	V
	10206	-48.74	-25	-23.74	-56.92	-58.33	2.70	12.28	V
									V
									V
									V
									V

Remark: Spurious emissions within 30-1000MHz were found more than 20dB below limit line.

LTE Band 12

LTE Band 12 / 1.4MHz / QPSK									
Channel	Frequency (MHz)	ERP (dBm)	Limit (dBm)	Over Limit (dB)	SPA Reading (dBm)	S.G. Power (dBm)	TX Cable loss (dB)	TX Antenna Gain (dBi)	Polarization (H/V)
Lowest	1400	-64.35	-13.00	-51.35	-50.38	-66.01	0.87	4.68	H
	2096	-53.46	-13.00	-40.46	-44.69	-54.33	1.16	4.19	H
	2800	-67.01	-13.00	-54.01	-60.72	-69.12	1.38	5.64	H
									H
									H
									H
									H
	1400	-62.78	-13.00	-49.78	-49.34	-64.44	0.87	4.68	V
	2096	-52.15	-13.00	-39.15	-43.79	-53.02	1.16	4.19	V
	2800	-66.12	-13.00	-53.12	-60.56	-68.23	1.38	5.64	V
									V
									V
									V
Middle	1416	-57.51	-13.00	-44.51	-43.54	-59.26	0.87	4.78	H
	2120	-56.05	-13.00	-43.05	-47.42	-56.99	1.17	4.26	H
	2832	-67.21	-13.00	-54.21	-60.75	-69.33	1.39	5.67	H
									H
									H
									H
									H
	1416	-57.76	-13.00	-44.76	-44.25	-59.51	0.87	4.78	V
	2120	-54.08	-13.00	-41.08	-45.88	-55.02	1.17	4.26	V
	2832	-66.13	-13.00	-53.13	-60.68	-68.25	1.39	5.67	V
									V
									V
									V
Highest	1432	-57.26	-13.00	-44.26	-43.37	-59.11	0.88	4.88	H
	2144	-60.43	-13.00	-47.43	-51.85	-61.43	1.18	4.33	H
	2864	-67.08	-13.00	-54.08	-60.87	-69.22	1.40	5.69	H
									H
									H
									H
									H
	1432	-56.14	-13.00	-43.14	-42.64	-57.99	0.88	4.88	V
	2144	-58.11	-13.00	-45.11	-50.05	-59.11	1.18	4.33	V
	2864	-66.08	-13.00	-53.08	-60.59	-68.22	1.40	5.69	V
									V
									V
									V
									V

Remark: Spurious emissions within 30-1000MHz were found more than 20dB below limit line.

LTE Band 12 / 3MHz / QPSK									
Channel	Frequency (MHz)	ERP (dBm)	Limit (dBm)	Over Limit (dB)	SPA Reading (dBm)	S.G. Power (dBm)	TX Cable loss (dB)	TX Antenna Gain (dBi)	Polarization (H/V)
Lowest	1400	-63.78	-13.00	-50.78	-49.87	-65.44	0.87	4.68	H
	2096	-54.13	-13.00	-41.13	-45.40	-55.00	1.16	4.19	H
	2800	-66.91	-13.00	-53.91	-60.52	-69.02	1.38	5.64	H
									H
									H
									H
									H
	1400	-62.56	-13.00	-49.56	-49.09	-64.22	0.87	4.68	V
	2096	-53.01	-13.00	-40.01	-44.32	-53.88	1.16	4.19	V
	2800	-65.92	-13.00	-52.92	-60.30	-68.03	1.38	5.64	V
									V
									V
									V
									V
Middle	1416	-59.25	-13.00	-46.25	-45.45	-61.00	0.87	4.78	H
	2120	-56.72	-13.00	-43.72	-47.96	-57.66	1.17	4.26	H
	2832	-66.89	-13.00	-53.89	-60.39	-69.01	1.39	5.67	H
									H
									H
									H
									H
	1416	-59.47	-13.00	-46.47	-45.99	-61.22	0.87	4.78	V
	2120	-54.07	-13.00	-41.07	-45.60	-55.01	1.17	4.26	V
	2832	-66.45	-13.00	-53.45	-60.70	-68.57	1.39	5.67	V
									V
									V
									V
									V
Highest	1424	-56.99	-13.00	-43.99	-43.12	-58.79	0.88	4.83	H
	2144	-58.51	-13.00	-45.51	-49.82	-59.51	1.18	4.33	H
	2848	-67.42	-13.00	-54.42	-61.01	-69.55	1.40	5.68	H
									H
									H
									H
									H
	1424	-57.51	-13.00	-44.51	-44.04	-59.31	0.88	4.83	V
	2144	-56.11	-13.00	-43.11	-47.99	-57.11	1.18	4.33	V
	2848	-65.92	-13.00	-52.92	-60.58	-68.05	1.40	5.68	V
									V
									V
									V
									V

Remark: Spurious emissions within 30-1000MHz were found more than 20dB below limit line.

LTE Band 12 / 5MHz / QPSK									
Channel	Frequency (MHz)	ERP (dBm)	Limit (dBm)	Over Limit (dB)	SPA Reading (dBm)	S.G. Power (dBm)	TX Cable loss (dB)	TX Antenna Gain (dBi)	Polarization (H/V)
Lowest	1400	-62.66	-13.00	-49.66	-48.51	-64.32	0.87	4.68	H
	2096	-53.18	-13.00	-40.18	-44.26	-54.05	1.16	4.19	H
	2796	-67.08	-13.00	-54.08	-60.67	-69.18	1.38	5.64	H
									H
									H
									H
									H
	1400	-62.28	-13.00	-49.28	-48.62	-63.94	0.87	4.68	V
	2096	-52.36	-13.00	-39.36	-43.82	-53.23	1.16	4.19	V
	2796	-66.04	-13.00	-53.04	-60.46	-68.14	1.38	5.64	V
									V
									V
									V
									V
Middle	1408	-59.23	-13.00	-46.23	-45.06	-60.94	0.87	4.73	H
	2120	-56.47	-13.00	-43.47	-47.78	-57.41	1.17	4.26	H
	2820	-67.32	-13.00	-54.32	-60.83	-69.43	1.39	5.66	H
									H
									H
									H
									H
	1408	-58.55	-13.00	-45.55	-44.87	-60.26	0.87	4.73	V
	2120	-55.67	-13.00	-42.67	-47.29	-56.61	1.17	4.26	V
	2820	-66.18	-13.00	-53.18	-60.58	-68.29	1.39	5.66	V
									V
									V
									V
									V
Highest	1424	-56.76	-13.00	-43.76	-42.76	-58.56	0.88	4.83	H
	2136	-57.31	-13.00	-44.31	-48.68	-58.29	1.18	4.31	H
	2844	-66.84	-13.00	-53.84	-60.45	-68.97	1.40	5.68	H
									H
									H
									H
									H
	1424	-57.17	-13.00	-44.17	-43.59	-58.97	0.88	4.83	V
	2136	-55.46	-13.00	-42.46	-47.19	-56.44	1.18	4.31	V
	2844	-66.28	-13.00	-53.28	-60.75	-68.41	1.40	5.68	V
									V
									V
									V
									V

Remark: Spurious emissions within 30-1000MHz were found more than 20dB below limit line.

LTE Band 12 / 10MHz / QPSK									
Channel	Frequency (MHz)	ERP (dBm)	Limit (dBm)	Over Limit (dB)	SPA Reading (dBm)	S.G. Power (dBm)	TX Cable loss (dB)	TX Antenna Gain (dBi)	Polarization (H/V)
Lowest	1400	-62.06	-13.00	-49.06	-47.95	-63.72	0.87	4.68	H
	2096	-63.82	-13.00	-50.82	-54.93	-64.69	1.16	4.19	H
	2796	-66.88	-13.00	-53.88	-60.46	-68.98	1.38	5.64	H
									H
									H
									H
									H
	1400	-61.57	-13.00	-48.57	-47.92	-63.23	0.87	4.68	V
	2096	-63.84	-13.00	-50.84	-55.30	-64.71	1.16	4.19	V
	2796	-66.03	-13.00	-53.03	-60.39	-68.13	1.38	5.64	V
									V
									V
									V
									V
Middle	1408	-60.67	-13.00	-47.67	-46.54	-62.38	0.87	4.73	H
	2107	-68.13	-13.00	-55.13	-59.26	-69.03	1.17	4.22	H
	2810	-66.88	-13.00	-53.88	-60.48	-68.99	1.39	5.65	H
									H
									H
									H
									H
	1408	-60.46	-13.00	-47.46	-46.81	-62.17	0.87	4.73	V
	2107	-67.82	-13.00	-54.82	-59.34	-68.72	1.17	4.22	V
	2810	-66.06	-13.00	-53.06	-60.41	-68.17	1.39	5.65	V
									V
									V
									V
									V
Highest	1416	-58.07	-13.00	-45.07	-43.92	-59.82	0.87	4.78	H
	2120	-62.55	-13.00	-49.55	-53.79	-63.49	1.17	4.26	H
	2824	-67.19	-13.00	-54.19	-60.78	-69.31	1.39	5.66	H
									H
									H
									H
									H
	1416	-58.77	-13.00	-45.77	-45.08	-60.52	0.87	4.78	V
	2120	-56.84	-13.00	-43.84	-48.41	-57.78	1.17	4.26	V
	2824	-66.26	-13.00	-53.26	-60.59	-68.38	1.39	5.66	V
									V

Remark: Spurious emissions within 30-1000MHz were found more than 20dB below limit line.

LTE Band 13

LTE Band 13 / 5MHz / QPSK									
Channel	Frequency (MHz)	ERP (dBm)	Limit (dBm)	Over Limit (dB)	SPA Reading (dBm)	S.G. Power (dBm)	TX Cable loss (dB)	TX Antenna Gain (dBi)	Polarization (H/V)
Lowest	1552	-50.74	-13	-37.74	-37.47	-52.81	0.94	5.15	H
	2336	-62.29	-13	-49.29	-54.80	-63.81	1.24	4.91	H
	3104	-66.40	-13	-53.40	-60.68	-69.03	1.48	6.26	H
									H
									H
									H
									H
	1552	-49.68	-13.00	-36.68	-37.06	-51.75	0.94	5.15	V
	2336	-65.53	-13	-52.53	-58.36	-67.05	1.24	4.91	V
	3104	-65.39	-13	-52.39	-60.63	-68.02	1.48	6.26	V
									V
									V
									V
Middle	1560	-52.21	-42.15	-10.06	-39.19	-54.25	0.94	5.13	H
	2344	-64.62	-13	-51.62	-57.19	-66.16	1.24	4.93	H
	3120	-66.22	-13	-53.22	-60.67	-68.91	1.49	6.33	H
	3896	-62.95	-13	-49.95	-58.34	-67.55	1.73	8.48	H
									H
									H
									H
	1560	-50.53	-42.15	-8.38	-37.95	-52.57	0.94	5.13	V
	2344	-65.75	-13	-52.75	-58.57	-67.29	1.24	4.93	V
	3120	-65.53	-13	-52.53	-60.66	-68.22	1.49	6.33	V
	3896	-63.51	-13	-50.51	-59.14	-68.11	1.73	8.48	V
									V
									V
Highest	1568	-52.99	-42.15	-10.84	-39.74	-55.01	0.94	5.11	H
	2344	-58.97	-13	-45.97	-51.44	-60.51	1.24	4.93	H
	3136	-65.93	-13	-52.93	-60.59	-68.69	1.49	6.40	H
									H
									H
									H
									H
	1568	-49.04	-42.15	-6.89	-36.49	-51.06	0.94	5.11	V
	2344	-61.79	-13	-48.79	-54.71	-63.33	1.24	4.93	V
	3136	-65.46	-13	-52.46	-60.71	-68.22	1.49	6.40	V
									V
									V
									V
									V

Remark: Spurious emissions within 30-1000MHz were found more than 20dB below limit line.

LTE Band 13 / 10MHz / QPSK									
Channel	Frequency (MHz)	ERP (dBm)	Limit (dBm)	Over Limit (dB)	SPA Reading (dBm)	S.G. Power (dBm)	TX Cable loss (dB)	TX Antenna Gain (dBi)	Polarization (H/V)
Middle	1552	-48.69	-13	-35.69	-35.49	-50.76	0.94	5.15	H
	2336	-63.77	-13	-50.77	-56.26	-65.29	1.24	4.91	H
	3104	-66.06	-13	-53.06	-60.56	-68.69	1.48	6.26	H
	3888	-62.74	-13	-49.74	-58.24	-67.33	1.73	8.47	H
									H
									H
									H
	1552	-48.64	-13	-35.64	-36.56	-50.71	0.94	5.15	V
	2336	-63.39	-13	-50.39	-51.29	-64.91	1.24	4.91	V
	3104	-65.48	-13	-52.48	-53.33	-68.11	1.48	6.26	V
	3888	-62.43	-13	-49.43	-50.36	-67.02	1.73	8.47	V
									V
									V
									V

Remark: Spurious emissions within 30-1000MHz were found more than 20dB below limit line.

LTE Band 17

LTE Band 17 / 5MHz / QPSK									
Channel	Frequency (MHz)	ERP (dBm)	Limit (dBm)	Over Limit (dB)	SPA Reading (dBm)	S.G. Power (dBm)	TX Cable loss (dB)	TX Antenna Gain (dBi)	Polarization (H/V)
Lowest	1408	-54.95	-13	-41.95	-41.09	-56.66	0.87	4.73	H
	2112	-61.89	-13	-48.89	-53.34	-62.81	1.17	4.24	H
	2816	-66.67	-13	-53.67	-60.53	-68.78	1.39	5.65	H
									H
									H
									H
									H
	1408	-56.79	-13	-43.79	-43.40	-58.50	0.87	4.73	V
	2112	-62.11	-13	-49.11	-53.90	-63.03	1.17	4.24	V
	2816	-66.10	-13	-53.10	-60.76	-68.21	1.39	5.65	V
									V
									V
									V
Middle	1416	-53.84	-13	-40.84	-39.92	-55.59	0.87	4.78	H
	2128	-65.45	-13	-52.45	-56.87	-66.41	1.17	4.28	H
	2832	-66.59	-13	-53.59	-60.33	-68.71	1.39	5.67	H
									H
									H
									H
									H
	1416	-54.69	-13	-41.69	-41.10	-56.44	0.87	4.78	V
	2128	-65.06	-13	-52.06	-56.82	-66.02	1.17	4.28	V
	2832	-66.24	-13	-53.24	-60.74	-68.36	1.39	5.67	V
									V
									V
									V
Highest	1424	-51.16	-13	-38.16	-37.37	-52.96	0.88	4.83	H
	2136	-62.73	-13	-49.73	-54.34	-63.71	1.18	4.31	H
	2848	-66.66	-13	-53.66	-60.57	-68.79	1.40	5.68	H
									H
									H
									H
									H
	1424	-52.25	-13	-39.25	-38.95	-54.05	0.88	4.83	V
	2136	-63.63	-13	-50.63	-55.59	-64.61	1.18	4.31	V
	2848	-65.89	-13	-52.89	-60.64	-68.02	1.40	5.68	V
									V
									V
									V
									V

Remark: Spurious emissions within 30-1000MHz were found more than 20dB below limit line.

LTE Band 17 / 10MHz / QPSK									
Channel	Frequency (MHz)	ERP (dBm)	Limit (dBm)	Over Limit (dB)	SPA Reading (dBm)	S.G. Power (dBm)	TX Cable loss (dB)	TX Antenna Gain (dBi)	Polarization (H/V)
Lowest	1408	-55.65	-13	-42.65	-41.72	-57.36	0.87	4.73	H
	2112	-65.41	-13	-52.41	-56.68	-66.33	1.17	4.24	H
	2816	-67.01	-13	-54.01	-60.73	-69.12	1.39	5.65	H
									H
									H
									H
									H
	1408	-55.31	-13	-42.31	-41.85	-57.02	0.87	4.73	V
	2112	-65.09	-13	-52.09	-56.70	-66.01	1.17	4.24	V
	2816	-66.31	-13	-53.31	-60.66	-68.42	1.39	5.65	V
									V
									V
									V
									V
Middle	1408	-55.31	-13	-42.31	41.18	-57.02	0.87	4.73	H
	2120	-62.94	-13	-49.94	-54.32	-63.88	1.17	4.26	H
	2824	-66.94	-13	-53.94	-60.48	-69.06	1.39	5.66	H
									H
									H
									H
									H
	1408	-56.17	-13	-43.17	-42.58	-57.88	0.87	4.73	V
	2120	-65.58	-13	-52.58	-57.37	-66.52	1.17	4.26	V
	2824	-66.09	-13	-53.09	-60.58	-68.21	1.39	5.66	V
									V
									V
									V
									V
Highest	1416	-56.44	-13	-43.44	-42.49	-58.19	0.87	4.78	H
	2120	-67.47	-13	-54.47	-58.85	-68.41	1.17	4.26	H
	2824	-66.93	-13	-53.93	-60.50	-69.05	1.39	5.66	H
									H
									H
									H
									H
	1416	-58.84	-13	-45.84	-45.34	-60.59	0.87	4.78	V
	2120	-67.41	-13	-54.41	-59.08	-68.35	1.17	4.26	V
	2824	-65.94	-13	-52.94	-60.44	-68.06	1.39	5.66	V
									V
									V
									V
									V

Remark: Spurious emissions within 30-1000MHz were found more than 20dB below limit line.

LTE Band 38

LTE Band 38 / 5MHz / QPSK									
Channel	Frequency (MHz)	ERP (dBm)	Limit (dBm)	Over Limit (dB)	SPA Reading (dBm)	S.G. Power (dBm)	TX Cable loss (dB)	TX Antenna Gain (dBi)	Polarization (H/V)
Lowest	5142	-63.23	-25	-38.23	-63.64	-70.51	2.42	9.70	H
	7710	-49.57	-25	-24.57	-54.16	-59.13	2.36	11.93	H
	10278	-60.84	-25	-35.84	-69.07	-70.46	2.69	12.31	H
									H
									H
									H
									H
	5142	-61.17	-25	-36.17	-61.39	-68.45	2.42	9.70	V
	7710	-51.26	-25	-26.26	-56.18	-60.82	2.36	11.93	V
	10278	-56.94	-25	-31.94	-65.08	-66.56	2.69	12.31	V
									V
									V
									V
Middle	5184	-62.85	-25	-37.85	-63.39	-70.11	2.44	9.70	H
	7776	-47.08	-25	-22.08	-52.01	-56.71	2.34	11.97	H
	10368	-58.84	-25	-33.84	-67.24	-68.49	2.69	12.35	H
									H
									H
									H
									H
	5184	-60.58	-25	-35.58	-61	-67.84	2.44	9.70	V
	7776	-50.19	-25	-25.19	-55.39	-59.82	2.34	11.97	V
	10368	-54.46	-25	-29.46	-62.73	-64.11	2.69	12.35	V
									V
									V
									V
Highest	5232	-63.56	-25	-38.56	-64.41	-70.79	2.47	9.70	H
	7848	-51.47	-25	-26.47	-56.57	-61.16	2.32	12.01	H
	10458	-53.96	-25	-28.96	-62.6	-63.65	2.69	12.38	H
									H
									H
									H
									H
	5232	-60.98	-25	-35.98	-61.73	-68.21	2.47	9.70	V
	7848	-51.48	-25	-26.48	-56.94	-61.17	2.32	12.01	V
	10458	-50.43	-25	-25.43	-58.89	-60.12	2.69	12.38	V
									V
									V
									V
									V

Remark: Spurious emissions within 30-1000MHz were found more than 20dB below limit line.

LTE Band 38 / 10MHz / QPSK									
Channel	Frequency (MHz)	ERP (dBm)	Limit (dBm)	Over Limit (dB)	SPA Reading (dBm)	S.G. Power (dBm)	TX Cable loss (dB)	TX Antenna Gain (dBi)	Polarization (H/V)
Lowest	5140	-63.04	-25	-38.04	-63.45	-70.32	2.42	9.70	H
	7710	-49.77	-25	-24.77	-54.43	-59.33	2.36	11.93	H
	10278	-59.22	-25	-34.22	-67.4	-68.84	2.69	12.31	H
									H
									H
									H
									H
	5140	-60.26	-25	-35.26	-60.43	-67.54	2.42	9.70	V
	7710	-51.77	-25	-26.77	-56.67	-61.33	2.36	11.93	V
	10278	-54.97	-25	-29.97	-63.08	-64.59	2.69	12.31	V
									V
									V
									V
									V
Middle	5184	-61.58	-25	-36.58	-62.15	-68.84	2.44	9.70	H
	7770	-49.66	-25	-24.66	-54.51	-59.28	2.34	11.96	H
	10368	-58.72	-25	-33.72	-67.14	-68.37	2.69	12.35	H
									H
									H
									H
									H
	5184	-59.26	-25	-34.26	-59.73	-66.52	2.44	9.70	V
	7770	-51.32	-25	-26.32	-56.45	-60.94	2.34	11.96	V
	10368	-54.56	-25	-29.56	-62.81	-64.21	2.69	12.35	V
									V
									V
									V
									V
Highest	5520	-63.26	-25	-38.26	-65.51	-70.33	2.64	9.71	H
	7830	-46.57	-25	-21.57	-51.67	-56.25	2.32	12.00	H
	10440	-54.18	-25	-29.18	-62.77	-63.86	2.69	12.38	H
									H
									H
									H
									H
	5520	-60.95	-25	-35.95	-61.54	-68.02	2.64	9.71	V
	7830	-47.46	-25	-22.46	-52.9	-57.14	2.32	12.00	V
	10440	-48.55	-25	-23.55	-56.98	-58.23	2.69	12.38	V
									V
									V
									V
									V

Remark: Spurious emissions within 30-1000MHz were found more than 20dB below limit line.

LTE Band 38 / 15MHz / QPSK									
Channel	Frequency (MHz)	ERP (dBm)	Limit (dBm)	Over Limit (dB)	SPA Reading (dBm)	S.G. Power (dBm)	TX Cable loss (dB)	TX Antenna Gain (dBi)	Polarization (H/V)
Lowest	5142	-61.43	-25	-36.43	-61.84	-68.71	2.42	9.70	H
	7710	-51.48	-25	-26.48	-56.15	-61.04	2.36	11.93	H
	10278	-59.02	-25	-34.02	-67.32	-68.64	2.69	12.31	H
									H
									H
									H
									H
	5142	-61.07	-25	-36.07	-61.37	-68.35	2.42	9.70	V
	7710	-53.43	-25	-28.43	-58.39	-62.99	2.36	11.93	V
	10278	-55.33	-25	-30.33	-63.45	-64.95	2.69	12.31	V
									V
									V
									V
									V
Middle	5178	-59.55	-25	-34.55	-60.09	-66.81	2.44	9.70	H
	7764	-51.48	-25	-26.48	-56.33	-61.09	2.34	11.96	H
	10350	-58.56	-25	-33.56	-66.92	-68.21	2.69	12.34	H
									H
									H
									H
									H
	5178	-57.73	-25	-32.73	-58.2	-64.99	2.44	9.70	V
	7764	-53.18	-25	-28.18	-58.32	-62.79	2.34	11.96	V
	10350	-53.97	-25	-28.97	-62.24	-63.62	2.69	12.34	V
									V
									V
									V
									V
Highest	5214	-54.34	-25	-29.34	-55.15	-61.58	2.46	9.70	H
	7818	-49.66	-25	-24.66	-54.62	-59.32	2.33	11.99	H
	10422	-55.18	-25	-30.18	-63.73	-64.86	2.69	12.37	H
									H
									H
									H
									H
	5214	-56.88	-25	-31.88	-57.49	-64.12	2.46	9.70	V
	7818	-49.37	-25	-24.37	-54.68	-59.03	2.33	11.99	V
	10422	-50.96	-25	-25.96	-59.39	-60.64	2.69	12.37	V
									V
									V
									V
									V

Remark: Spurious emissions within 30-1000MHz were found more than 20dB below limit line.

LTE Band 38 / 20MHz / QPSK									
Channel	Frequency (MHz)	ERP (dBm)	Limit (dBm)	Over Limit (dB)	SPA Reading (dBm)	S.G. Power (dBm)	TX Cable loss (dB)	TX Antenna Gain (dBi)	Polarization (H/V)
Lowest	5142	-58.17	-25	-33.17	-58.52	-65.45	2.42	9.70	H
	7716	-52.56	-25	-27.56	-57.18	-62.13	2.36	11.93	H
	10278	-59.02	-25	-34.02	-67.3	-68.64	2.69	12.31	H
									H
									H
									H
									H
	5142	-59.98	-25	-34.98	-60.29	-67.26	2.42	9.70	V
	7716	-54.34	-25	-29.34	-59.26	-63.91	2.36	11.93	V
	10278	-52.99	-25	-27.99	-61.17	-62.61	2.69	12.31	V
									V
									V
									V
									V
Middle	5172	-55.56	-25	-30.56	-56.1	-62.82	2.44	9.70	H
	7758	-52.14	-25	-27.14	-56.99	-61.75	2.35	11.95	H
	10350	-57.23	-25	-32.23	-65.6	-66.88	2.69	12.34	H
									H
									H
									H
									H
	5172	-58.02	-25	-33.02	-58.41	-65.28	2.44	9.70	V
	7758	-53.63	-25	-28.63	-58.71	-63.24	2.35	11.95	V
	10350	-53.07	-25	-28.07	-61.35	-62.72	2.69	12.34	V
									V
									V
									V
									V
Highest	5202	-53.47	-25	-28.47	-54.08	-60.72	2.45	9.70	H
	7806	-49.73	-25	-24.73	-54.69	-59.38	2.33	11.98	H
	10404	-55.22	-25	-30.22	-63.7	-64.89	2.69	12.36	H
									H
									H
									H
									H
	5202	-56.68	-25	-31.68	-57.2	-63.93	2.45	9.70	V
	7806	-52.57	-25	-27.57	-57.82	-62.22	2.33	11.98	V
	10404	-51.58	-25	-26.58	-59.92	-61.25	2.69	12.36	V
									V
									V
									V
									V

Remark: Spurious emissions within 30-1000MHz were found more than 20dB below limit line.

LTE Band 41

LTE Band 41 / 5MHz / QPSK									
Channel	Frequency (MHz)	EIRP (dBm)	Limit (dBm)	Over Limit (dB)	SPA Reading (dBm)	S.G. Power (dBm)	TX Cable loss (dB)	TX Antenna Gain (dBi)	Polarization (H/V)
Lowest	4992	-63.67	-25	-38.67	-63.3	-71.02	2.33	9.68	H
	7488	-56.87	-25	-31.87	-60.88	-66.21	2.43	11.78	H
	9990	-53.91	-25	-28.91	-61.66	-63.42	2.69	12.21	H
									H
									H
									H
									H
	4992	-61.91	-25	-36.91	-61.56	-69.26	2.33	9.68	V
	7488	-55.68	-25	-30.68	-59.78	-65.02	2.43	11.78	V
	9990	-49.54	-25	-24.54	-57.2	-59.05	2.69	12.21	V
									V
									V
									V
Middle	5184	-47.79	-25	-22.79	-48.59	-55.05	2.44	9.70	H
	7770	-50.07	-25	-25.07	-55.1	-59.69	2.34	11.96	H
	10368	-56.04	-25	-31.04	-64.67	-65.69	2.69	12.35	H
									H
									H
									H
									H
	5184	-53.52	-25	-28.52	-54.02	-60.78	2.44	9.70	V
	7770	-55.41	-25	-30.41	-60.7	-65.03	2.34	11.96	V
	10368	-50.46	-25	-25.46	-58.87	-60.11	2.69	12.35	V
									V
									V
									V
Highest	5370	-28.56	-25	-3.56	-30.16	-35.71	2.55	9.70	H
	8058	-27.94	-25	-2.94	-33.74	-37.81	2.28	12.15	H
	10746	-49.93	-25	-24.93	-59.69	-59.69	2.69	12.45	H
									H
									H
									H
									H
	5370	-29.87	-25	-4.87	-31.21	-37.02	2.55	9.70	V
	8058	-29.05	-25	-4.05	-35.17	-38.92	2.28	12.15	V
	10746	-46.45	-25	-21.45	-56.01	-56.21	2.69	12.45	V
									V
									V
									V
									V

Remark: Spurious emissions within 30-1000MHz were found more than 20dB below limit line.

LTE Band 41 / 10MHz / QPSK									
Channel	Frequency (MHz)	EIRP (dBm)	Limit (dBm)	Over Limit (dB)	SPA Reading (dBm)	S.G. Power (dBm)	TX Cable loss (dB)	TX Antenna Gain (dBi)	Polarization (H/V)
Lowest	4992	-62.11	-25	-37.11	-61.97	-69.46	2.33	9.68	H
	7488	-53.54	-25	-28.54	-57.52	-62.88	2.43	11.78	H
	9990	-45.71	-25	-20.71	-63.48	-55.22	2.69	12.21	H
									H
									H
									H
									H
	4992	-60.87	-25	-35.87	-60.44	-68.22	2.33	9.68	V
	7488	-52.67	-25	-27.67	-56.72	-62.01	2.43	11.78	V
	9990	-48.71	-25	-23.71	-56.34	-58.22	2.69	12.21	V
									V
									V
									V
									V
Middle	5178	-49.75	-25	-24.75	-50.41	-57.01	2.44	9.70	H
	7764	-53.51	-25	-28.51	-58.49	-63.12	2.34	11.96	H
	10350	-54.74	-25	-29.74	-63.35	-64.39	2.69	12.34	H
	15534	-57.38	-25	-32.38	-72.09	-67.81	3.82	14.25	H
									H
									H
									H
	5178	-51.23	-25	-26.23	-51.85	-58.49	2.44	9.70	V
	7764	-54.54	-25	-29.54	-59.85	-64.15	2.34	11.96	V
	10350	-51.57	-25	-26.57	-59.94	-61.22	2.69	12.34	V
	15534	-54.98	-25	-29.98	-69.79	-65.41	3.82	14.25	V
									V
									V
									V
Highest	5364	-25.87	-25	-0.87	-27.49	-33.02	2.55	9.70	H
	8040	-26.36	-25	-1.36	-32.14	-36.22	2.28	12.13	H
	10728	-42.93	-25	-17.93	-52.7	-52.69	2.69	12.45	H
	13410	-42.34	-25	-17.34	-54.78	-52.88	3.03	13.57	H
	16092	-51.24	-25	-26.24	-65.43	-60.58	4.00	13.34	H
									H
									H
	5364	-25.34	-25	-0.34	-26.7	-32.49	2.55	9.70	V
	8040	-25.36	-25	-0.36	-31.53	-35.22	2.28	12.13	V
	10728	-36.53	-25	-11.53	-46.11	-46.29	2.69	12.45	V
	13410	-36.47	-25	-11.47	-48.94	-47.01	3.03	13.57	V
	16092	-45.92	-25	-20.92	-60.93	-55.26	4.00	13.34	V
									V
									V

Remark: Spurious emissions within 30-1000MHz were found more than 20dB below limit line.

LTE Band 41 / 15MHz / QPSK									
Channel	Frequency (MHz)	EIRP (dBm)	Limit (dBm)	Over Limit (dB)	SPA Reading (dBm)	S.G. Power (dBm)	TX Cable loss (dB)	TX Antenna Gain (dBi)	Polarization (H/V)
Lowest	4992	-62.98	-25	-37.98	-62.74	-70.33	2.33	9.68	H
	7488	-57.68	-25	-32.68	-61.55	-67.02	2.43	11.78	H
	9990	-53.93	-25	-28.93	-61.6	-63.44	2.69	12.21	H
									H
									H
									H
									H
	4992	-62.30	-25	-37.30	-61.96	-69.65	2.33	9.68	V
	7488	-57.38	-25	-32.38	-61.51	-66.72	2.43	11.78	V
	9990	-47.94	-25	-22.94	-56.66	-57.45	2.69	12.21	V
									V
									V
									V
									V
Middle	5172	-53.85	-25	-28.85	-54.54	-61.11	2.44	9.70	H
	7758	-51.98	-25	-26.98	-57.07	-61.59	2.35	11.95	H
	10350	-55.76	-25	-30.76	-64.29	-65.41	2.69	12.34	H
									H
									H
									H
									H
	5172	-56.76	-25	-31.76	-57.12	-64.02	2.44	9.70	V
	7758	-54.05	-25	-29.05	-59.37	-63.66	2.35	11.95	V
	10350	-50.44	-25	-25.44	-58.8	-60.09	2.69	12.34	V
									V
									V
									V
									V
Highest	5352	-29.86	-25	-4.86	-31.33	-37.02	2.54	9.70	H
	8028	-30.36	-25	-5.36	-36.24	-40.21	2.27	12.12	H
	10710	-51.47	-25	-26.47	-61.13	-61.22	2.69	12.44	H
									H
									H
									H
									H
	5352	-30.28	-25	-5.28	-31.89	-37.44	2.54	9.70	V
	8028	-28.51	-25	-3.51	-34.79	-38.36	2.27	12.12	V
	10710	-47.58	-25	-22.58	-57.03	-57.33	2.69	12.44	V
									V
									V
									V
									V

Remark: Spurious emissions within 30-1000MHz were found more than 20dB below limit line.

LTE Band 41 / 20MHz / QPSK									
Channel	Frequency (MHz)	EIRP (dBm)	Limit (dBm)	Over Limit (dB)	SPA Reading (dBm)	S.G. Power (dBm)	TX Cable loss (dB)	TX Antenna Gain (dBi)	Polarization (H/V)
Lowest	4992	-61.91	-25	-36.91	-61.71	-69.26	2.33	9.68	H
	7494	-54.86	-25	-29.86	-58.92	-64.22	2.43	11.79	H
	9990	-54.64	-25	-29.64	-62.41	-64.15	2.69	12.21	H
									H
									H
									H
									H
	4992	-61.86	-25	-36.86	-61.45	-69.21	2.33	9.68	V
	7494	-57.66	-25	-32.66	-61.96	-67.02	2.43	11.79	V
	9990	-49.71	-25	-24.71	-57.48	-59.22	2.69	12.21	V
									V
									V
									V
									V
Middle	5166	-55.25	-25	-30.25	-55.78	-62.52	2.43	9.70	H
	7752	-52.73	-25	-27.73	-57.54	-62.33	2.35	11.95	H
	10332	-56.77	-25	-31.77	-65.22	-66.41	2.69	12.33	H
									H
									H
									H
									H
	5166	-56.84	-25	-31.84	-57.3	-64.11	2.43	9.70	V
	7752	-54.76	-25	-29.76	-59.98	-64.36	2.35	11.95	V
	10332	-51.58	-25	-26.58	-59.93	-61.22	2.69	12.33	V
									V
									V
									V
									V
Highest	5340	-31.05	-25	-6.05	-32.56	-38.22	2.53	9.70	H
	8016	-32.62	-25	-7.62	-38.37	-42.46	2.27	12.11	H
	10692	-52.07	-25	-27.07	-61.66	-61.82	2.69	12.44	H
									H
									H
									H
									H
	5340	-31.38	-25	-6.38	-32.8	-38.55	2.53	9.70	V
	8016	-35.27	-25	-10.27	-41.34	-45.11	2.27	12.11	V
	10692	-47.27	-25	-22.27	-56.68	-57.02	2.69	12.44	V
									V
									V
									V
									V

Remark: Spurious emissions within 30-1000MHz were found more than 20dB below limit line.

LTE Band 66

LTE Band 66 / 1.4MHz / QPSK									
Channel	Frequency (MHz)	ERP (dBm)	Limit (dBm)	Over Limit (dB)	SPA Reading (dBm)	S.G. Power (dBm)	TX Cable loss (dB)	TX Antenna Gain (dBi)	Polarization (H/V)
Lowest	3420	-58.14	-13	-45.14	-53.95	-64.21	1.58	7.65	H
	5130	-63.10	-13	-50.10	-63.68	-70.39	2.41	9.70	H
	6840	-62.80	-13	-49.80	-67.53	-70.77	2.64	10.61	H
	10260	-55.79	-13	-42.79	-64.25	-65.4	2.69	12.30	H
									H
									H
									H
	3420	-59.72	-13	-46.72	-55.58	-65.79	1.58	7.65	V
	5130	-63.41	-13	-50.41	-63.83	-70.7	2.41	9.70	V
	8550	-62.70	-13	-49.70	-67.38	-72.83	2.39	12.52	V
	10260	-59.26	-13	-46.26	-67.6	-68.87	2.69	12.30	V
									V
									V
Middle	3492	-63.43	-13	-50.43	-59.59	-69.79	1.60	7.96	H
	5235	-63.12	-13	-50.12	-64.21	-70.35	2.47	9.70	H
	6980	-62.88	-13	-49.88	-67.4	-71.06	2.60	10.78	H
	10470	-52.75	-13	-39.75	-61.67	-62.45	2.69	12.39	H
									H
									H
									H
	3492	-63.68	-13	-50.68	-59.69	-70.04	1.60	7.96	V
	5235	-63.36	-13	-50.36	-64.32	-70.59	2.47	9.70	V
	6980	-62.66	-13	-49.66	-67.22	-70.84	2.60	10.78	V
	10470	-56.44	-13	-43.44	-65.2	-66.14	2.69	12.39	V
									V
									V
Highest	3558	-63.20	-13	-50.20	-59.28	-69.65	1.62	8.07	H
	5334	-62.18	-13	-49.18	-63.77	-69.35	2.53	9.70	H
	7116	-63.19	-13	-50.19	-67.6	-71.67	2.55	11.03	H
	8892	-58.95	-13	-45.95	-65.28	-69.15	2.46	12.66	H
									H
									H
									H
	3558	-64.22	-13	-51.22	-60.19	-70.67	1.62	8.07	V
	5334	-63.31	-13	-50.31	-64.82	-70.48	2.53	9.70	V
	7116	-63.19	-13	-50.19	-67.7	-71.67	2.55	11.03	V
	8892	-61.88	-13	-48.88	-68.62	-72.08	2.46	12.66	V
	10669.5	-48.37	-13	-35.37	-57.81	-58.11	2.69	12.43	V
									V
									V

Remark: Spurious emissions within 30-1000MHz were found more than 20dB below limit line.

LTE Band 66 / 3MHz / QPSK									
Channel	Frequency (MHz)	ERP (dBm)	Limit (dBm)	Over Limit (dB)	SPA Reading (dBm)	S.G. Power (dBm)	TX Cable loss (dB)	TX Antenna Gain (dBi)	Polarization (H/V)
Lowest	3420	-58.18	-13	-45.18	-53.99	-64.25	1.58	7.65	H
	5130	-63.28	-13	-50.28	-63.86	-70.57	2.41	9.70	H
	6840	-62.53	-13	-49.53	-67.26	-70.5	2.64	10.61	H
									H
									H
									H
									H
	3420	-59.96	-13	-46.96	-55.82	-66.03	1.58	7.65	V
	5130	-63.47	-13	-50.47	-63.89	-70.76	2.41	9.70	V
	6840	-62.80	-13	-49.80	-67.48	-70.77	2.64	10.61	V
	10260	-59.69	-13	-46.69	-68.03	-69.3	2.69	12.30	V
									V
									V
									V
Middle	3486	-62.46	-13	-49.46	-58.55	-68.8	1.60	7.94	H
	5229	-63.25	-13	-50.25	-64.34	-70.48	2.47	9.70	H
	6972	-63.17	-13	-50.17	-67.72	-71.34	2.60	10.77	H
	10459.5	-52.88	-13	-39.88	-61.77	-62.57	2.69	12.38	H
									H
									H
									H
	3486	-63.64	-13	-50.64	-59.62	-69.98	1.60	7.94	V
	5229	-63.56	-13	-50.56	-64.52	-70.79	2.47	9.70	V
	6972	-63.09	-13	-50.09	-67.67	-71.26	2.60	10.77	V
	10459.5	-56.37	-13	-43.37	-65.1	-66.06	2.69	12.38	V
									V
									V
									V
Highest	3552	-62.81	-13	-49.81	-58.89	-69.25	1.62	8.06	H
	5334	-62.53	-13	-49.53	-64.12	-69.7	2.53	9.70	H
	7104	-63.06	-13	-50.06	-67.49	-71.51	2.56	11.01	H
	8886	-60.09	-13	-47.09	-66.42	-70.29	2.46	12.65	H
	10659	-46.71	-13	-33.71	-56.27	-56.45	2.69	12.43	H
									H
									H
	3552	-64.11	-13	-51.11	-60.08	-70.55	1.62	8.06	V
	5334	-63.48	-13	-50.48	-64.99	-70.65	2.53	9.70	V
	7104	-62.95	-13	-49.95	-67.47	-71.4	2.56	11.01	V
	8886	-62.18	-13	-49.18	-68.92	-72.38	2.46	12.65	V
	10659	-49.65	-13	-36.65	-59.03	-59.39	2.69	12.43	V
									V
									V

Remark: Spurious emissions within 30-1000MHz were found more than 20dB below limit line.

LTE Band 66 / 5MHz / QPSK									
Channel	Frequency (MHz)	ERP (dBm)	Limit (dBm)	Over Limit (dB)	SPA Reading (dBm)	S.G. Power (dBm)	TX Cable loss (dB)	TX Antenna Gain (dBi)	Polarization (H/V)
Lowest	3420	-57.12	-13	-44.12	-52.93	-63.19	1.58	7.65	H
	5130	-63.25	-13	-50.25	-63.83	-70.54	2.41	9.70	H
	6840	-62.85	-13	-49.85	-67.58	-70.82	2.64	10.61	H
	10260	-56.81	-13	-43.81	-65.27	-66.42	2.69	12.30	H
									H
									H
									H
	3420	-59.91	-13	-46.91	-55.77	-65.98	1.58	7.65	V
	5130	-63.41	-13	-50.41	-63.83	-70.7	2.41	9.70	V
	6840	-63.00	-13	-50.00	-67.68	-70.97	2.64	10.61	V
	10260	-59.23	-13	-46.23	-67.57	-68.84	2.69	12.30	V
									V
									V
									V
Middle	3486	-63.27	-13	-50.27	-59.36	-69.61	1.60	7.94	H
	5232	-63.37	-13	-50.37	-64.46	-70.6	2.47	9.70	H
	6972	-63.28	-13	-50.28	-67.83	-71.45	2.60	10.77	H
	10459.5	-53.09	-13	-40.09	-61.98	-62.78	2.69	12.38	H
									H
									H
									H
									V
	3486	-63.97	-13	-50.97	-59.95	-70.31	1.60	7.94	V
	5226	-63.81	-13	-50.81	-64.77	-71.04	2.47	9.70	V
	6972	-63.24	-13	-50.24	-67.82	-71.41	2.60	10.77	V
	10459.5	-56.63	-13	-43.63	-65.36	-66.32	2.69	12.38	V
									V
									V
Highest	3552	-62.39	-13	-49.39	-58.47	-68.83	1.62	8.06	H
	5328	-63.25	-13	-50.25	-64.84	-70.42	2.53	9.70	H
	7104	-62.88	-13	-49.88	-67.31	-71.33	2.56	11.01	H
	10648.5	-46.06	-13	-33.06	-55.62	-55.8	2.69	12.43	H
									H
									H
									H
	3552	-64.14	-13	-51.14	-60.11	-70.58	1.62	8.06	V
	5328	-63.49	-13	-50.49	-65	-70.66	2.53	9.70	V
	7104	-63.07	-13	-50.07	-67.59	-71.52	2.56	11.01	V
	10648.5	-50.64	-13	-37.64	-60.02	-60.38	2.69	12.43	V
									V
									V
									V

Remark: Spurious emissions within 30-1000MHz were found more than 20dB below limit line.

LTE Band 66 / 10MHz / QPSK									
Channel	Frequency (MHz)	ERP (dBm)	Limit (dBm)	Over Limit (dB)	SPA Reading (dBm)	S.G. Power (dBm)	TX Cable loss (dB)	TX Antenna Gain (dBi)	Polarization (H/V)
Lowest	3420	-58.94	-13	-45.94	-54.48	-65.01	1.58	7.65	H
	5130	-63.82	-13	-50.82	-64.24	-71.11	2.41	9.70	H
	6840	-63.02	-13	-50.02	-67.67	-70.99	2.64	10.61	H
	10260	-56.21	-13	-43.21	-64.5	-65.82	2.69	12.30	H
									H
									H
									H
	3420	-60.48	-13	-47.48	-56.16	-66.55	1.58	7.65	V
	5130	-63.75	-13	-50.75	-64.05	-71.04	2.41	9.70	V
	6840	-62.95	-13	-49.95	-67.58	-70.92	2.64	10.61	V
	10260	-60.44	-13	-47.44	-68.6	-70.05	2.69	12.30	V
									V
									V
									V
Middle	3480	-62.74	-13	-49.74	-58.69	-69.05	1.60	7.91	H
	5220	-55.77	-13	-42.77	-56.4	-63.01	2.46	9.70	H
	6960	-62.91	-13	-49.91	-67.33	-71.06	2.60	10.75	H
	10449	-53.66	-13	-40.66	-62.48	-63.35	2.69	12.38	H
									H
									H
									H
	3480	-64.37	-13	-51.37	-60.13	-70.68	1.60	7.91	V
	5220	-58.77	-13	-45.77	-59.3	-66.01	2.46	9.70	V
	6960	-63.31	-13	-50.31	-67.73	-71.46	2.60	10.75	V
	10449	-57.33	-13	-44.33	-65.78	-67.02	2.69	12.38	V
									V
									V
									V
Highest	3540	-64.59	-13	-51.59	-60.54	-71.02	1.62	8.05	H
	5310	-64.04	-13	-51.04	-65.42	-71.22	2.52	9.70	H
	7080	-63.21	-13	-50.21	-67.59	-71.61	2.56	10.96	H
	10627	-50.49	-13	-37.49	-59.83	-60.22	2.69	12.43	H
									H
									H
									H
	3540	-65.12	-13	-52.12	-60.94	-71.55	1.62	8.05	V
	5310	-64.04	-13	-51.04	-65.29	-71.22	2.52	9.70	V
	7080	-63.26	-13	-50.26	-67.65	-71.66	2.56	10.96	V
	10627	-53.93	-13	-40.93	-63.07	-63.66	2.69	12.43	V
									V
									V
									V

Remark: Spurious emissions within 30-1000MHz were found more than 20dB below limit line.

LTE Band 66 / 15MHz / QPSK									
Channel	Frequency (MHz)	ERP (dBm)	Limit (dBm)	Over Limit (dB)	SPA Reading (dBm)	S.G. Power (dBm)	TX Cable loss (dB)	TX Antenna Gain (dBi)	Polarization (H/V)
Lowest	3420	-57.53	-13	-44.53	-53.34	-63.6	1.58	7.65	H
	5130	-63.47	-13	-50.47	-64.05	-70.76	2.41	9.70	H
	6840	-63.15	-13	-50.15	-67.88	-71.12	2.64	10.61	H
	10270.5	-55.76	-13	-42.76	-64.22	-65.37	2.69	12.31	H
									H
									H
									H
	3420	-59.84	-13	-46.84	-55.7	-65.91	1.58	7.65	V
	5130	-63.60	-13	-50.60	-64.02	-70.89	2.41	9.70	V
	6840	-63.08	-13	-50.08	-67.76	-71.05	2.64	10.61	V
	10270.5	-59.57	-13	-46.57	-67.91	-69.18	2.69	12.31	V
									V
									V
									V
Middle	3480	-63.91	-13	-50.91	-59.88	-70.22	1.60	7.91	H
	5214	-63.39	-13	-50.39	-64.32	-70.63	2.46	9.70	H
	6960	-63.31	-13	-50.31	-67.78	-71.46	2.60	10.75	H
	10428	-54.43	-13	-41.43	-63.19	-64.11	2.69	12.37	H
									H
									H
									H
	3480	-64.28	-13	-51.28	-60.02	-70.59	1.60	7.91	V
	5214	-63.64	-13	-50.64	-64.28	-70.88	2.46	9.70	V
	6960	-63.29	-13	-50.29	-67.66	-71.44	2.60	10.75	V
	10428	-58.56	-13	-45.56	-67.1	-68.24	2.69	12.37	V
									V
									V
									V
Highest	3534	-51.93	-13	-38.93	-61.04	-58.36	1.61	8.04	H
	5298	-63.70	-13	-50.70	-65.12	-70.89	2.51	9.70	H
	7064	-62.73	-13	-49.73	-67.18	-71.09	2.57	10.93	H
	10596	-51.14	-13	-38.14	-60.45	-60.87	2.69	12.42	H
									H
									H
									H
	3534	-65.17	-13	-52.17	-61.15	-71.6	1.61	8.04	V
	5298	-64.03	-13	-51.03	-65.36	-71.22	2.51	9.70	V
	7064	-62.73	-13	-49.73	-67.25	-71.09	2.57	10.93	V
	10596	-54.67	-13	-41.67	-63.8	-64.4	2.69	12.42	V
									V
									V
									V

Remark: Spurious emissions within 30-1000MHz were found more than 20dB below limit line.

LTE Band 66 / 20MHz / QPSK									
Channel	Frequency (MHz)	ERP (dBm)	Limit (dBm)	Over Limit (dB)	SPA Reading (dBm)	S.G. Power (dBm)	TX Cable loss (dB)	TX Antenna Gain (dBi)	Polarization (H/V)
Lowest	3420	-57.07	-13	-44.07	-52.88	-63.14	1.58	7.65	H
	5130	-63.52	-13	-50.52	-64.1	-70.81	2.41	9.70	H
	6840	-62.92	-13	-49.92	-67.65	-70.89	2.64	10.61	H
	10270.5	-55.19	-13	-42.19	-63.65	-64.8	2.69	12.31	H
									H
									H
									H
	3420	-59.59	-13	-46.59	-55.45	-65.66	1.58	7.65	V
	5130	-63.55	-13	-50.55	-63.97	-70.84	2.41	9.70	V
	6840	-63.26	-13	-50.26	-67.94	-71.23	2.64	10.61	V
	10270.5	-59.92	-13	-46.92	-68.26	-69.53	2.69	12.31	V
									V
									V
									V
Middle	3474	-63.85	-13	-50.85	-59.94	-70.14	1.60	7.89	H
	5208	-63.67	-13	-50.67	-64.67	-70.91	2.46	9.70	H
	6948	-63.39	-13	-50.39	-67.96	-71.52	2.61	10.74	H
	10417.5	-55.83	-13	-42.83	-64.63	-65.5	2.69	12.37	H
									H
									H
									H
	3474	-64.61	-13	-51.61	-60.59	-70.9	1.60	7.89	V
	5208	-63.61	-13	-50.61	-64.48	-70.85	2.46	9.70	V
	6948	-63.28	-13	-50.28	-67.87	-71.41	2.61	10.74	V
	10417.5	-59.31	-13	-46.31	-67.96	-68.98	2.69	12.37	V
									V
									V
									V
Highest	3522	-64.69	-13	-51.69	-60.83	-71.11	1.61	8.03	H
	5282	-63.82	-13	-50.82	-65.16	-71.02	2.50	9.70	H
	7043	-62.82	-13	-49.82	-67.29	-71.13	2.58	10.89	H
	10564.5	-50.81	-13	-37.81	-60.06	-60.53	2.69	12.41	H
									H
									H
									H
	3522	-64.40	-13	-51.40	-60.4	-70.82	1.61	8.03	V
	5280	-64.05	-13	-51.05	-65.29	-71.25	2.50	9.70	V
	15846	-62.82	-13	-49.82	-67.36	-72.69	3.95	13.82	V
	10564.5	-55.18	-13	-42.18	-64.26	-64.9	2.69	12.41	V
									V
									V
									V

Remark: Spurious emissions within 30-1000MHz were found more than 20dB below limit line.

LTE Band 26

LTE Band 26 / 1.4MHz / QPSK									
Channel	Frequency (MHz)	ERP (dBm)	Limit (dBm)	Over Limit (dB)	SPA Reading (dBm)	S.G. Power (dBm)	TX Cable loss (dB)	TX Antenna Gain (dBi)	Polarization (H/V)
Lowest	1632	-49.60	-13	-36.60	-37.29	-51.41	0.97	4.93	H
	2440	-62.95	-13	-49.95	-56.06	-64.75	1.27	5.22	H
	3256	-65.93	-13	-52.93	-61.12	-69.18	1.53	6.93	H
									H
									H
									H
									H
	1632	-46.91	-13	-33.91	-35.08	-48.72	0.97	4.93	V
	2440	-60.46	-13	-47.46	-54.01	-62.26	1.27	5.22	V
	3256	-65.25	-13	-52.25	-60.84	-68.5	1.53	6.93	V
									V
									V
									V
Middle	1640	-48.61	-13	-35.61	-36.45	-50.39	0.97	4.91	H
	2456	-58.18	-13	-45.18	-51.37	-60.02	1.28	5.27	H
	3272	-65.69	-13	-52.69	-60.95	-69	1.53	7.00	H
									H
									H
									H
									H
	1640	-47.78	-13	-34.78	-36.09	-49.56	0.97	4.91	V
	2456	-56.33	-13	-43.33	-49.96	-58.17	1.28	5.27	V
	3272	-65.39	-13	-52.39	-61.02	-68.7	1.53	7.00	V
									V
									V
									V
Highest	1648	-50.01	-13	-37.01	-37.85	-51.77	0.98	4.89	H
	2472	-58.22	-13	-45.22	-51.5	-60.1	1.28	5.32	H
	3296	-65.98	-13	-52.98	-61.31	-69.39	1.54	7.10	H
									H
									H
									H
									H
	1648	-49.42	-13	-36.42	-37.73	-51.18	0.98	4.89	V
	2472	-55.77	-13	-42.77	-49.49	-57.65	1.28	5.32	V
	3296	-66.39	-13	-53.39	-61.09	-69.8	1.54	7.10	V
									V
									V
									V
									V

Remark: Spurious emissions within 30-1000MHz were found more than 20dB below limit line.

LTE Band 26 / 3MHz / QPSK									
Channel	Frequency (MHz)	ERP (dBm)	Limit (dBm)	Over Limit (dB)	SPA Reading (dBm)	S.G. Power (dBm)	TX Cable loss (dB)	TX Antenna Gain (dBi)	Polarization (H/V)
Lowest	1632	-50.33	-13	-37.33	-38.02	-52.14	0.97	4.93	H
	2440	-60.89	-13	-47.89	-54	-62.69	1.27	5.22	H
	3256	-66.06	-13	-53.06	-61.25	-69.31	1.53	6.93	H
									H
									H
									H
									H
	1632	-47.44	-13	-34.44	-35.61	-49.25	0.97	4.93	V
	2440	-57.83	-13	-44.83	-51.38	-59.63	1.27	5.22	V
	3256	-65.44	-13	-52.44	-61.03	-68.69	1.53	6.93	V
									V
									V
									V
									V
Middle	1632	-51.70	-13	-38.70	-39.39	-53.51	0.97	4.93	H
	2456	-58.25	-13	-45.25	-51.44	-60.09	1.28	5.27	H
	3272	-65.78	-13	-52.78	-61.04	-69.09	1.53	7.00	H
									H
									H
									H
									H
	1632	-49.48	-13	-36.48	-37.65	-51.29	0.97	4.93	V
	2456	-55.67	-13	-42.67	-49.3	-57.51	1.28	5.27	V
	3272	-65.43	-13	-52.43	-61.06	-68.74	1.53	7.00	V
									V
									V
									V
									V
Highest	1640	-52.20	-13	-39.20	-40.04	-53.98	0.97	4.91	H
	2464	-57.00	-13	-44.00	-50.19	-58.86	1.28	5.29	H
	3280	-65.90	-13	-52.90	-61.16	-69.25	1.54	7.03	H
									H
									H
									H
									H
	1640	-50.35	-13	-37.35	-38.66	-52.13	0.97	4.91	V
	2464	-55.77	-13	-42.77	-49.4	-57.63	1.28	5.29	V
	3280	-65.20	-13	-52.20	-60.83	-68.55	1.54	7.03	V
									V
									V
									V
									V

Remark: Spurious emissions within 30-1000MHz were found more than 20dB below limit line.

LTE Band 26 / 5MHz / QPSK									
Channel	Frequency (MHz)	ERP (dBm)	Limit (dBm)	Over Limit (dB)	SPA Reading (dBm)	S.G. Power (dBm)	TX Cable loss (dB)	TX Antenna Gain (dBi)	Polarization (H/V)
Lowest	1632	-50.41	-13	-37.41	-38.1	-52.22	0.97	4.93	H
	2440	-60.69	-13	-47.69	-53.8	-62.49	1.27	5.22	H
	3256	-66.09	-13	-53.09	-61.28	-69.34	1.53	6.93	H
									H
									H
									H
									H
	1632	-46.97	-13	-33.97	-35.14	-48.78	0.97	4.93	V
	2440	-57.09	-13	-44.09	-50.64	-58.89	1.27	5.22	V
	3256	-65.42	-13	-52.42	-61.01	-68.67	1.53	6.93	V
									V
									V
									V
									V
Middle	1632	-50.31	-13	-37.31	-38	-52.12	0.97	4.93	H
	2448	-60.08	-13	-47.08	-53.19	-61.9	1.27	5.24	H
	3264	-65.74	-13	-52.74	-60.93	-69.02	1.53	6.96	H
									H
									H
									H
									H
	1632	-48.51	-13	-35.51	-36.68	-50.32	0.97	4.93	V
	2448	-57.29	-13	-44.29	-50.84	-59.11	1.27	5.24	V
	3264	-65.17	-13	-52.17	-60.76	-68.45	1.53	6.96	V
									V
									V
									V
									V
Highest	1640	-51.57	-13	-38.57	-39.41	-53.35	0.97	4.91	H
	2456	-58.14	-13	-45.14	-51.33	-59.98	1.28	5.27	H
	3280	-65.90	-13	-52.90	-61.16	-69.25	1.54	7.03	H
									H
									H
									H
									H
	1640	-48.84	-13	-35.84	-37.15	-50.62	0.97	4.91	V
	2456	-55.71	-13	-42.71	-49.34	-57.55	1.28	5.27	V
	3280	-65.37	-13	-52.37	-61	-68.72	1.54	7.03	V
									V
									V
									V
									V

Remark: Spurious emissions within 30-1000MHz were found more than 20dB below limit line.

LTE Band 26 / 10MHz / QPSK									
Channel	Frequency (MHz)	ERP (dBm)	Limit (dBm)	Over Limit (dB)	SPA Reading (dBm)	S.G. Power (dBm)	TX Cable loss (dB)	TX Antenna Gain (dBi)	Polarization (H/V)
Middle	1632	-46.98	-13	-33.98	-34.67	-48.79	0.97	4.93	H
	2448	-59.45	-13	-46.45	52.56	-61.27	1.27	5.24	H
	3264	-65.70	-13	-52.70	-60.89	-68.98	1.53	6.96	H
									H
									H
									H
									H
	1632	-46.45	-13	-33.45	-34.62	-48.26	0.97	4.93	V
	2448	-59.06	-13	-46.06	-52.61	-60.88	1.27	5.24	V
	3264	-65.14	-13	-52.14	-60.73	-68.42	1.53	6.96	V
									V
									V
									V
									V

Remark: Spurious emissions within 30-1000MHz were found more than 20dB below limit line.

LTE Band 26 / 15MHz / QPSK									
Channel	Frequency (MHz)	ERP (dBm)	Limit (dBm)	Over Limit (dB)	SPA Reading (dBm)	S.G. Power (dBm)	TX Cable loss (dB)	TX Antenna Gain (dBi)	Polarization (H/V)
Lowest	1632	-47.58	-13	-34.58	-35.27	-49.39	0.97	4.93	H
	2448	-60.02	-13	-47.02	-53.13	-61.84	1.27	5.24	H
	3264	-65.88	-13	-52.88	-61.07	-69.16	1.53	6.96	H
									H
									H
									H
									H
	1632	-45.17	-13	-32.17	-33.34	-46.98	0.97	4.93	V
	2448	-57.97	-13	-44.97	-51.52	-59.79	1.27	5.24	V
	3264	-65.35	-13	-52.35	-60.94	-68.63	1.53	6.96	V
									V
									V
									V
									V

Remark: Spurious emissions within 30-1000MHz were found more than 20dB below limit line.