Test Laboratory: Sporton International Inc. SAR/HAC Testing Lab Date: 2017/3/2

#01_GSM850_GPRS (4 Tx slots)_Right Cheek_Ch189

Communication System: GSM850; Frequency: 836.4 MHz;Duty Cycle: 1:2.08
Medium: HSL_850_170302 Medium parameters used: f = 836.4 MHz; σ = 0.883 mho/m; ε_r = 42.1; ρ = 1000 kg/m^3
Ambient Temperature：23.4 ℃； Liquid Temperature：22.4 ℃

DASY4 Configuration:
- Probe: ES3DV3 - SN3270; ConvF(6.03, 6.03, 6.03); Calibrated: 2016/8/26
- Sensor-Surface: 3mm (Mechanical Surface Detection)
- Electronics: DAE4 Sn778; Calibrated: 2016/5/12
- Phantom: SAM_Right; Type: QD000P40CD; Serial: TP:1815
- ;Postprocessing SW: SEMCAD, V1.8 Build 159

Area Scan (71x121x1): Measurement grid: dx=15mm, dy=15mm
Maximum value of SAR (interpolated) = 0.127 mW/g

Zoom Scan (5x5x7)/Cube 0: Measurement grid: dx=8mm, dy=8mm, dz=5mm
Reference Value = 12.3 V/m; Power Drift = 0.045 dB
Peak SAR (extrapolated) = 0.143 W/kg
SAR(1 g) = 0.118 mW/g; SAR(10 g) = 0.096 mW/g
Maximum value of SAR (measured) = 0.127 mW/g



0 dB = 0.127mW/g

Test Laboratory: Sporton International Inc. SAR/HAC Testing Lab Date: 2017/2/24

#02_GSM1900_GPRS (4 Tx slots)_Right Cheek_Ch810

Communication System: PCS; Frequency: 1909.8 MHz;Duty Cycle: 1:2.08
Medium: HSL_1900_170224 Medium parameters used: f = 1910 MHz; σ = 1.43 mho/m; ε_r = 40.2; ρ = 1000 kg/m^3
Ambient Temperature：23.6 ℃； Liquid Temperature：22.6 ℃

DASY4 Configuration:
- Probe: ES3DV3 - SN3270; ConvF(5.08, 5.08, 5.08); Calibrated: 2016/8/26
- Sensor-Surface: 3mm (Mechanical Surface Detection)
- Electronics: DAE4 Sn778; Calibrated: 2016/5/12
- Phantom: SAM_Right; Type: QD000P40CD; Serial: TP:1815
- ;Postprocessing SW: SEMCAD, V1.8 Build 159

Area Scan (71x121x1): Measurement grid: dx=15mm, dy=15mm
Maximum value of SAR (interpolated) = 0.127 mW/g

Zoom Scan (5x5x7)/Cube 0: Measurement grid: dx=8mm, dy=8mm, dz=5mm
Reference Value = 7.26 V/m; Power Drift = -0.098 dB
Peak SAR (extrapolated) = 0.149 W/kg
SAR(1 g) = 0.102 mW/g; SAR(10 g) = 0.064 mW/g
Maximum value of SAR (measured) = 0.118 mW/g

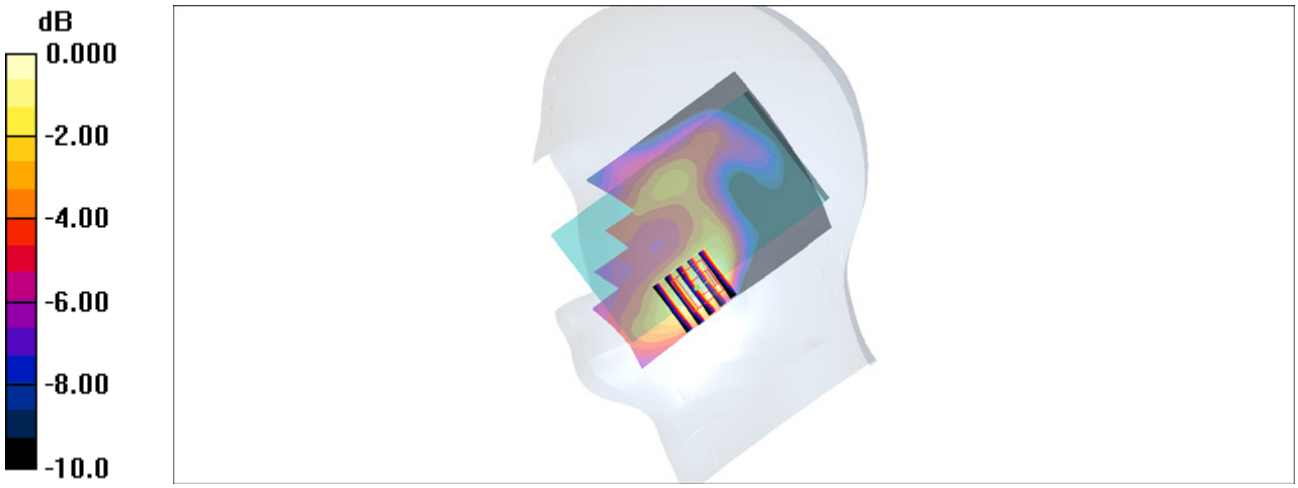

0 dB = 0.118mW/g

#03_WCDMA II_RMC 12.2Kbps_Right Cheek_Ch9538

Communication System: WCDMA; Frequency: 1907.6 MHz;Duty Cycle: 1:1
Medium: HSL_1900_170224 Medium parameters used: f = 1908 MHz; σ = 1.43 mho/m; ε_r = 40.2; ρ = 1000 kg/m^3
Ambient Temperature：23.6 ℃； Liquid Temperature：22.6 ℃

DASY4 Configuration:
- Probe: ES3DV3 - SN3270; ConvF(5.08, 5.08, 5.08); Calibrated: 2016/8/26
- Sensor-Surface: 3mm (Mechanical Surface Detection)
- Electronics: DAE4 Sn778; Calibrated: 2016/5/12
- Phantom: SAM_Right; Type: QD000P40CD; Serial: TP:1815
- ;Postprocessing SW: SEMCAD, V1.8 Build 159

Area Scan (71x121x1): Measurement grid: dx=15mm, dy=15mm
Maximum value of SAR (interpolated) = 0.436 mW/g

Zoom Scan (5x5x7)/Cube 0: Measurement grid: dx=8mm, dy=8mm, dz=5mm
Reference Value = 13.2 V/m; Power Drift = 0.124 dB
Peak SAR (extrapolated) = 0.537 W/kg
SAR(1 g) = 0.362 mW/g; SAR(10 g) = 0.227 mW/g
Maximum value of SAR (measured) = 0.419 mW/g

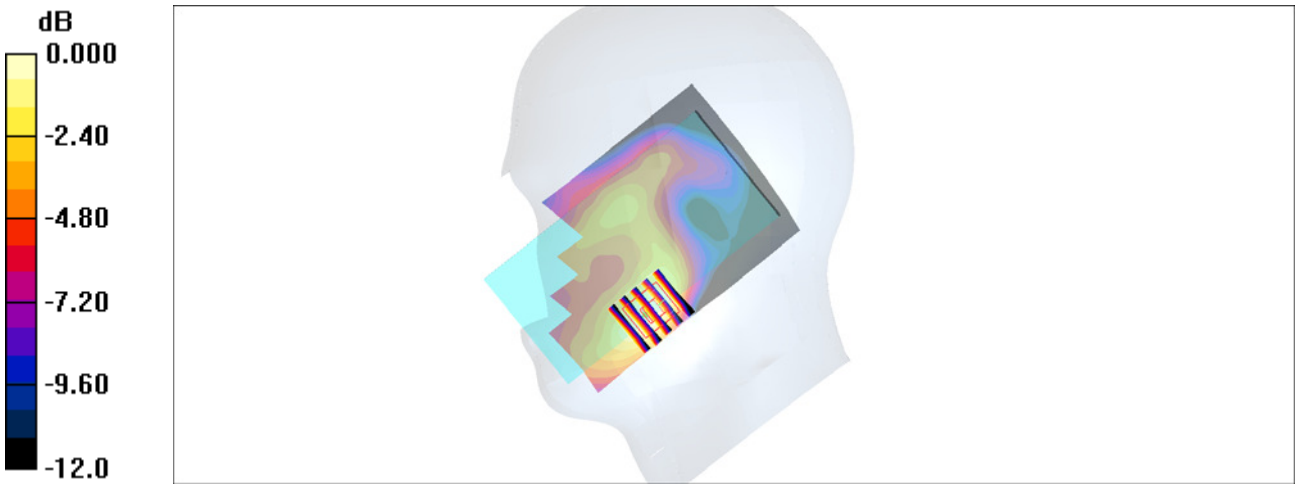

0 dB = 0.419mW/g

Test Laboratory: Sporton International Inc. SAR/HAC Testing Lab Date: 2017/3/2

#04_WCDMA V_RMC12.2Kbps_Right Cheek_Ch4182

Communication System: WCDMA; Frequency: 836.4 MHz;Duty Cycle: 1:1
Medium: HSL_850_170302 Medium parameters used: f = 836.4 MHz; σ = 0.883 mho/m; ε_r = 42.1; ρ = 1000 kg/m^3
Ambient Temperature：23.4 ℃； Liquid Temperature：22.4 ℃

DASY4 Configuration:
- Probe: ES3DV3 - SN3270; ConvF(6.03, 6.03, 6.03); Calibrated: 2016/8/26
- Sensor-Surface: 3mm (Mechanical Surface Detection)
- Electronics: DAE4 Sn778; Calibrated: 2016/5/12
- Phantom: SAM_Right; Type: QD000P40CD; Serial: TP:1815
- ;Postprocessing SW: SEMCAD, V1.8 Build 159

Area Scan (71x121x1): Measurement grid: dx=15mm, dy=15mm
Maximum value of SAR (interpolated) = 0.301 mW/g

Zoom Scan (5x5x7)/Cube 0: Measurement grid: dx=8mm, dy=8mm, dz=5mm
Reference Value = 17.9 V/m; Power Drift = -0.066 dB
Peak SAR (extrapolated) = 0.332 W/kg
SAR(1 g) = 0.282 mW/g; SAR(10 g) = 0.230 mW/g
Maximum value of SAR (measured) = 0.300 mW/g

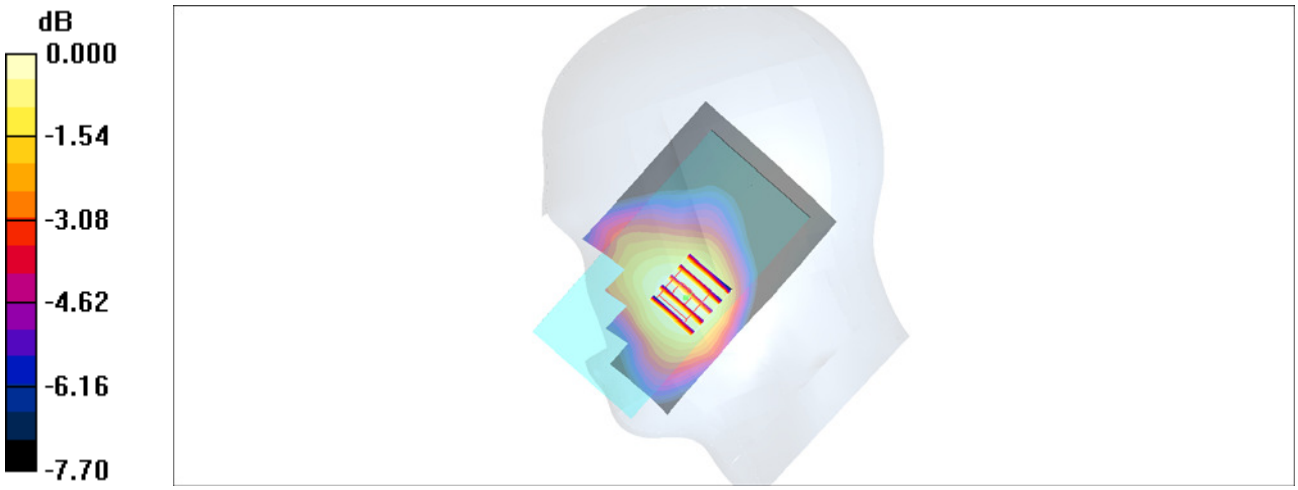

0 dB = 0.300mW/g

Test Laboratory: Sporton International Inc. SAR/HAC Testing Lab Date: 2017/3/2

#05_LTE Band 5_10M_QPSK_1_49_Right Cheek_Ch20525

Communication System: LTE; Frequency: 836.5 MHz;Duty Cycle: 1:1
Medium: HSL_850_170302 Medium parameters used: f = 836.5 MHz; σ = 0.883 mho/m; ε_r = 42.1; ρ = 1000 kg/m^3
Ambient Temperature：23.4 ℃； Liquid Temperature：22.4 ℃

DASY4 Configuration:
- Probe: ES3DV3 - SN3270; ConvF(6.03, 6.03, 6.03); Calibrated: 2016/8/26
- Sensor-Surface: 3mm (Mechanical Surface Detection)
- Electronics: DAE4 Sn778; Calibrated: 2016/5/12
- Phantom: SAM_Right; Type: QD000P40CD; Serial: TP:1815
- ;Postprocessing SW: SEMCAD, V1.8 Build 159

Area Scan (71x121x1): Measurement grid: dx=15mm, dy=15mm
Maximum value of SAR (interpolated) = 0.207 mW/g

Zoom Scan (5x5x7)/Cube 0: Measurement grid: dx=8mm, dy=8mm, dz=5mm
Reference Value = 14.9 V/m; Power Drift = -0.168 dB
Peak SAR (extrapolated) = 0.220 W/kg
SAR(1 g) = 0.188 mW/g; SAR(10 g) = 0.152 mW/g
Maximum value of SAR (measured) = 0.200 mW/g



0 dB = 0.200mW/g

Test Laboratory: Sporton International Inc. SAR/HAC Testing Lab Date: 2017/2/23

#06_LTE Band 7_20M_QPSK_1_99_Left Cheek_Ch21100

Communication System: LTE; Frequency: 2535 MHz;Duty Cycle: 1:1
Medium: HSL_2600_170223 Medium parameters used: f = 2535 MHz; σ = 1.89 mho/m; ε_r = 38.8; ρ = 1000 kg/m^3
Ambient Temperature：23.5 ℃； Liquid Temperature：22.5 ℃

DASY4 Configuration:
- Probe: EX3DV4 - SN3578; ConvF(7.28, 7.28, 7.28); Calibrated: 2016/5/11
- Sensor-Surface: 1.4mm (Mechanical Surface Detection)
- Electronics: DAE4 Sn914; Calibrated: 2017/1/6
- Phantom: SAM_Right; Type: QD000P40CD; Serial: TP:1815
- ;Postprocessing SW: SEMCAD, V1.8 Build 159

Area Scan (91x151x1): Measurement grid: dx=12mm, dy=12mm
Maximum value of SAR (interpolated) = 0.496 mW/g

Zoom Scan (7x7x7)/Cube 0: Measurement grid: dx=5mm, dy=5mm, dz=5mm
Reference Value = 13.2 V/m; Power Drift = -0.178 dB
Peak SAR (extrapolated) = 0.634 W/kg
SAR(1 g) = 0.314 mW/g; SAR(10 g) = 0.168 mW/g
Maximum value of SAR (measured) = 0.512 mW/g



0 dB = 0.512mW/g

#07_LTE Band 38_20M_QPSK_1_99_Left Cheek_Ch38000

Communication System: LTE; Frequency: 2595 MHz;Duty Cycle: 1:1.59
Medium: HSL_2600_170308 Medium parameters used: f = 2595 MHz; σ = 1.989 S/m; ε_r = 39.937; ρ = 1000 kg/m^3
Ambient Temperature：23.3 ℃; Liquid Temperature：22.3 ℃

DASY5 Configuration:
- Probe: ES3DV3 - SN3270; ConvF(4.37, 4.37, 4.37); Calibrated: 2016/8/26;
- Sensor-Surface: 3mm (Mechanical Surface Detection)
- Electronics: DAE4 Sn778; Calibrated: 2016/5/12
- Phantom: SAM-Right; Type: SAM; Serial: 1795
- Measurement SW: DASY52, Version 52.8 (8);SEMCAD X Version 14.6.10 (7331)

Area Scan (91x161x1): Interpolated grid: dx=1.200 mm, dy=1.200 mm
Maximum value of SAR (interpolated) = 0.431 W/kg

Zoom Scan (7x7x7)/Cube 0: Measurement grid: dx=5mm, dy=5mm, dz=5mm
Reference Value = 14.17 V/m; Power Drift = 0.05 dB
Peak SAR (extrapolated) = 0.628 W/kg
SAR(1 g) = 0.333 W/kg; SAR(10 g) = 0.193 W/kg
Maximum value of SAR (measured) = 0.447 W/kg

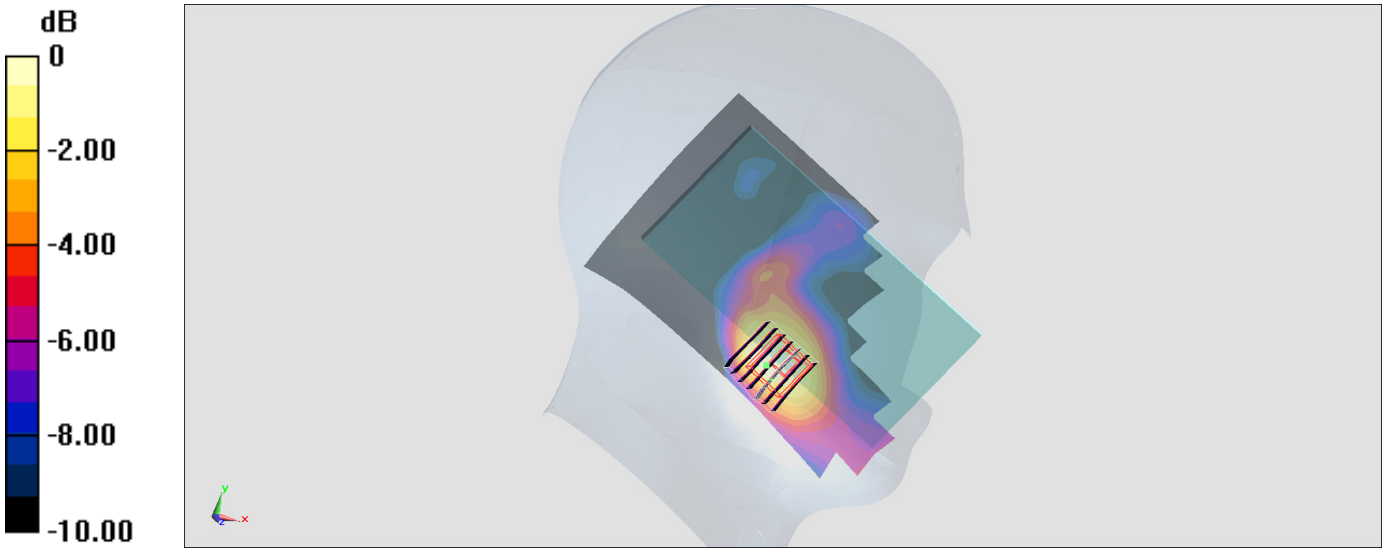

0 dB = 0.447 W/kg = -3.50 dBW/kg

Test Laboratory: Sporton International Inc. SAR/HAC Testing Lab Date: 2017/2/23

#08_LTE Band 41_20M_QPSK_1_99_Left Cheek_Ch40500

Communication System: LTE; Frequency: 2581 MHz;Duty Cycle: 1:1.59
Medium: HSL_2600_170223 Medium parameters used: f = 2581 MHz; σ = 1.95 mho/m; ε_r = 38.6; ρ = 1000 kg/m^3
Ambient Temperature：23.5 ℃； Liquid Temperature：22.5 ℃

DASY4 Configuration:
- Probe: EX3DV4 - SN3578; ConvF(7.21, 7.21, 7.21); Calibrated: 2016/5/11
- Sensor-Surface: 1.4mm (Mechanical Surface Detection)
- Electronics: DAE4 Sn914; Calibrated: 2017/1/6
- Phantom: SAM_Right; Type: QD000P40CD; Serial: TP:1815
- ;Postprocessing SW: SEMCAD, V1.8 Build 159

Area Scan (91x151x1): Measurement grid: dx=12mm, dy=12mm
Maximum value of SAR (interpolated) = 0.344 mW/g

Zoom Scan (7x7x7)/Cube 0: Measurement grid: dx=5mm, dy=5mm, dz=5mm
Reference Value = 10.2 V/m; Power Drift = 0.113 dB
Peak SAR (extrapolated) = 0.618 W/kg
SAR(1 g) = 0.285 mW/g; SAR(10 g) = 0.149 mW/g
Maximum value of SAR (measured) = 0.366 mW/g



0 dB = 0.366mW/g

#09_GSM850_GPRS (4 Tx slots)_Front_10mm_Ch189

Communication System: GSM850; Frequency: 836.4 MHz;Duty Cycle: 1:2.08
Medium: MSL_850_170301 Medium parameters used : f = 836.4 MHz; σ = 0.954 mho/m; ε_r = 56.7; ρ = 1000 kg/m^3
Ambient Temperature：23.3 ℃; Liquid Temperature：22.3 ℃

DASY4 Configuration:
- Probe: ES3DV3 - SN3270; ConvF(6.01, 6.01, 6.01); Calibrated: 2016/8/26
- Sensor-Surface: 3mm (Mechanical Surface Detection)
- Electronics: DAE4 Sn778; Calibrated: 2016/5/12
- Phantom: SAM_Right; Type: QD000P40CD; Serial: TP:1815
- ;Postprocessing SW: SEMCAD, V1.8 Build 159

Area Scan (71x121x1): Measurement grid: dx=15mm, dy=15mm
Maximum value of SAR (interpolated) = 0.667 mW/g

Zoom Scan (5x5x7)/Cube 0: Measurement grid: dx=8mm, dy=8mm, dz=5mm
Reference Value = 20.6 V/m; Power Drift = 0.124 dB
Peak SAR (extrapolated) = 0.953 W/kg
SAR(1 g) = 0.549 mW/g; SAR(10 g) = 0.319 mW/g
Maximum value of SAR (measured) = 0.648 mW/g

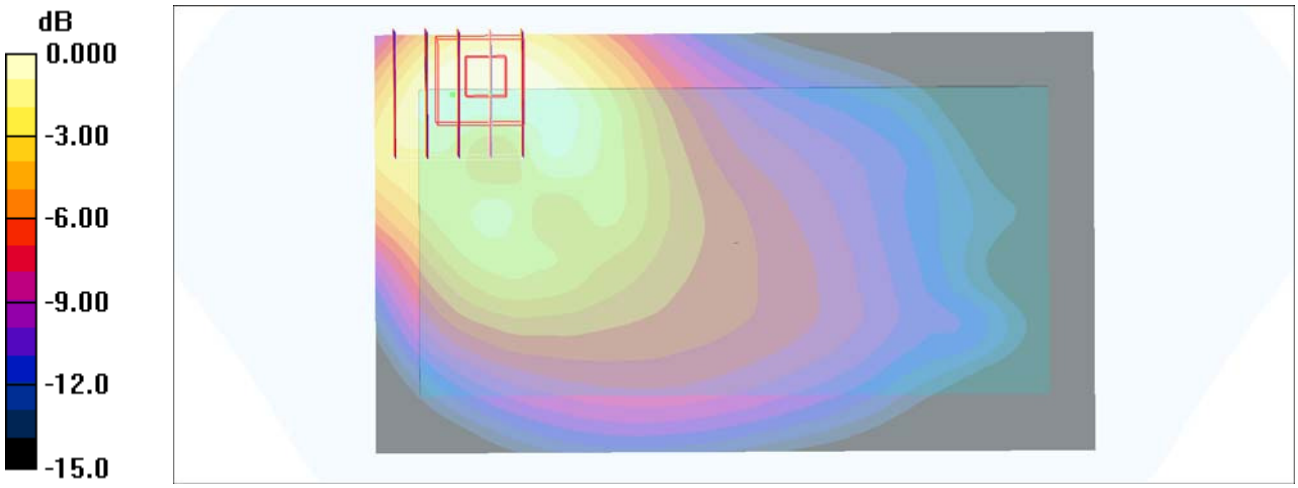

0 dB = 0.648mW/g

#10_GSM1900_GPRS (4 Tx slots)_Front_10mm_Ch810

Communication System: PCS; Frequency: 1909.8 MHz;Duty Cycle: 1:2.08
Medium: MSL_1900_170301 Medium parameters used: f = 1910 MHz; σ = 1.57 mho/m; ε_r = 55; ρ = 1000 kg/m^3
Ambient Temperature：23.1 ℃; Liquid Temperature：22.1 ℃

DASY4 Configuration:
- Probe: ES3DV3 - SN3270; ConvF(4.7, 4.7, 4.7); Calibrated: 2016/8/26
- Sensor-Surface: 3mm (Mechanical Surface Detection)
- Electronics: DAE4 Sn778; Calibrated: 2016/5/12
- Phantom: SAM_Right; Type: QD000P40CD; Serial: TP:1815
- ;Postprocessing SW: SEMCAD, V1.8 Build 159

Area Scan (71x121x1): Measurement grid: dx=15mm, dy=15mm
Maximum value of SAR (interpolated) = 0.526 mW/g

Zoom Scan (5x5x7)/Cube 0: Measurement grid: dx=8mm, dy=8mm, dz=5mm
Reference Value = 13.7 V/m; Power Drift = 0.108 dB
Peak SAR (extrapolated) = 0.656 W/kg
SAR(1 g) = 0.396 mW/g; SAR(10 g) = 0.218 mW/g
Maximum value of SAR (measured) = 0.479 mW/g

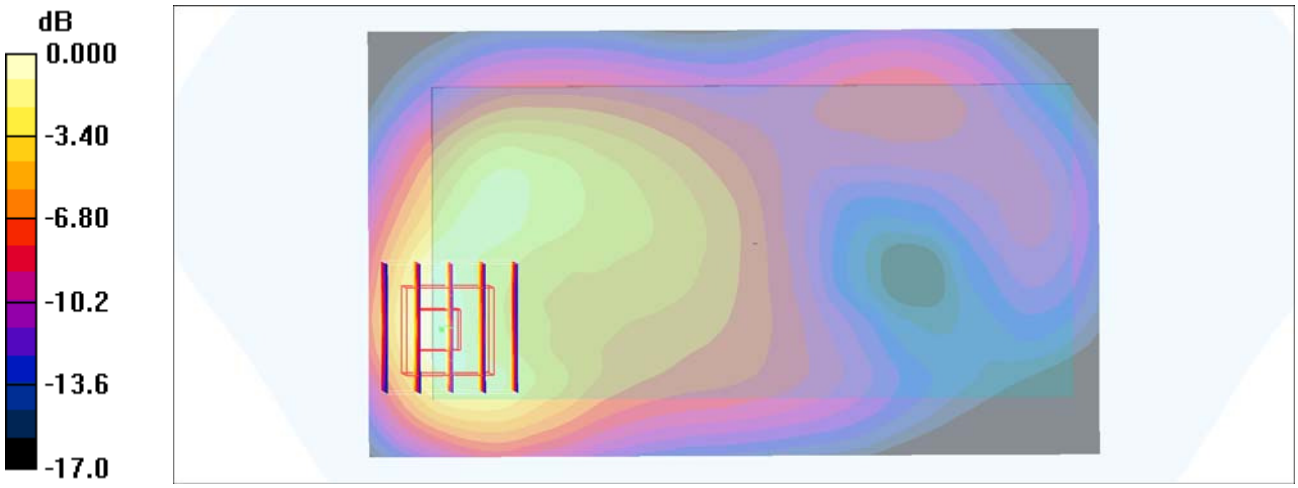

0 dB = 0.479mW/g

#11_WCDMA II_RMC 12.2Kbps_Front_10mm_Ch9538

Communication System: WCDMA; Frequency: 1907.6 MHz;Duty Cycle: 1:1
Medium: MSL_1900_170301 Medium parameters used: f = 1908 MHz; σ = 1.57 mho/m; ε_r = 55; ρ = 1000 kg/m^3
Ambient Temperature：23.1 ℃; Liquid Temperature：22.1 ℃

DASY4 Configuration:
- Probe: ES3DV3 - SN3270; ConvF(4.7, 4.7, 4.7); Calibrated: 2016/8/26
- Sensor-Surface: 3mm (Mechanical Surface Detection)
- Electronics: DAE4 Sn778; Calibrated: 2016/5/12
- Phantom: SAM_Right; Type: QD000P40CD; Serial: TP:1815
- ;Postprocessing SW: SEMCAD, V1.8 Build 159

Area Scan (71x121x1): Measurement grid: dx=15mm, dy=15mm
Maximum value of SAR (interpolated) = 1.03 mW/g

Zoom Scan (5x5x7)/Cube 0: Measurement grid: dx=8mm, dy=8mm, dz=5mm
Reference Value = 18.5 V/m; Power Drift = 0.075 dB
Peak SAR (extrapolated) = 1.26 W/kg
SAR(1 g) = 0.768 mW/g; SAR(10 g) = 0.418 mW/g
Maximum value of SAR (measured) = 0.897 mW/g

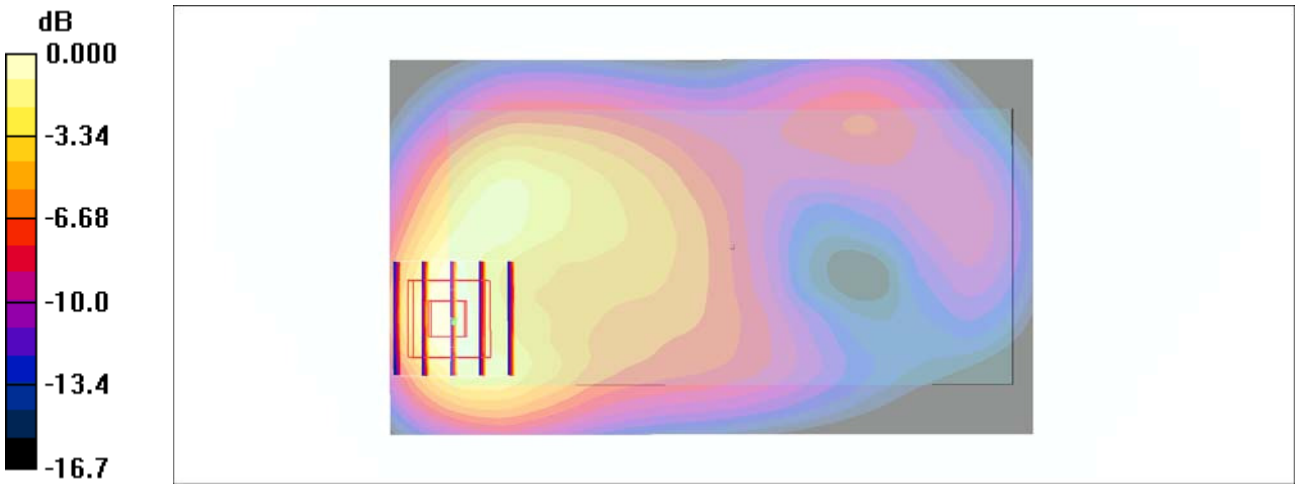

0 dB = 0.897mW/g

#12_WCDMA V_RMC 12.2Kbps_Front_10mm_Ch4182

Communication System: WCDMA; Frequency: 836.4 MHz;Duty Cycle: 1:1
Medium: MSL_850_170301 Medium parameters used: f = 836.4 MHz; σ = 0.954 mho/m; ε_r = 56.7; ρ = 1000 kg/m^3
Ambient Temperature：23.3 ℃; Liquid Temperature：22.3 ℃

DASY4 Configuration:
- Probe: ES3DV3 - SN3270; ConvF(6.01, 6.01, 6.01); Calibrated: 2016/8/26
- Sensor-Surface: 3mm (Mechanical Surface Detection)
- Electronics: DAE4 Sn778; Calibrated: 2016/5/12
- Phantom: SAM_Right; Type: QD000P40CD; Serial: TP:1815
- ;Postprocessing SW: SEMCAD, V1.8 Build 159

Area Scan (71x121x1): Measurement grid: dx=15mm, dy=15mm
Maximum value of SAR (interpolated) = 1.13 mW/g

Zoom Scan (5x5x7)/Cube 0: Measurement grid: dx=8mm, dy=8mm, dz=5mm
Reference Value = 26.8 V/m; Power Drift = -0.114 dB
Peak SAR (extrapolated) = 1.55 W/kg
SAR(1 g) = 0.920 mW/g; SAR(10 g) = 0.546 mW/g
Maximum value of SAR (measured) = 1.13 mW/g

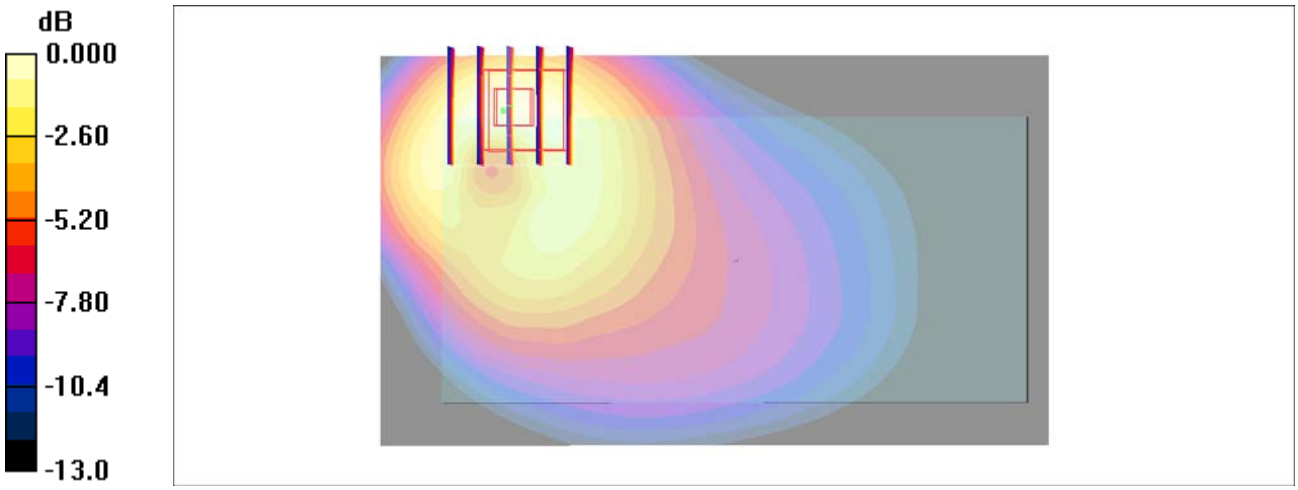

0 dB = 1.13mW/g

Test Laboratory: Sporton International Inc. SAR/HAC Testing Lab Date: 2017/3/1

#13_LTE Band 5_10M_QPSK_1_49_Front_10mm_Ch20525

Communication System: LTE; Frequency: 836.5 MHz;Duty Cycle: 1:1
Medium: MSL_850_170301 Medium parameters used : f = 836.5 MHz; σ = 0.954 mho/m; ε_r = 56.7; ρ = 1000 kg/m^3
Ambient Temperature：23.3 ℃; Liquid Temperature：22.3 ℃

DASY4 Configuration:
- Probe: ES3DV3 - SN3270; ConvF(6.01, 6.01, 6.01); Calibrated: 2016/8/26
- Sensor-Surface: 3mm (Mechanical Surface Detection)
- Electronics: DAE4 Sn778; Calibrated: 2016/5/12
- Phantom: SAM_Right; Type: QD000P40CD; Serial: TP:1815
- ;Postprocessing SW: SEMCAD, V1.8 Build 159

Area Scan (71x121x1): Measurement grid: dx=15mm, dy=15mm
Maximum value of SAR (interpolated) = 0.974 mW/g

Zoom Scan (5x5x7)/Cube 0: Measurement grid: dx=8mm, dy=8mm, dz=5mm
Reference Value = 25.4 V/m; Power Drift = -0.089 dB
Peak SAR (extrapolated) = 1.37 W/kg
SAR(1 g) = 0.800 mW/g; SAR(10 g) = 0.471 mW/g
Maximum value of SAR (measured) = 0.978 mW/g

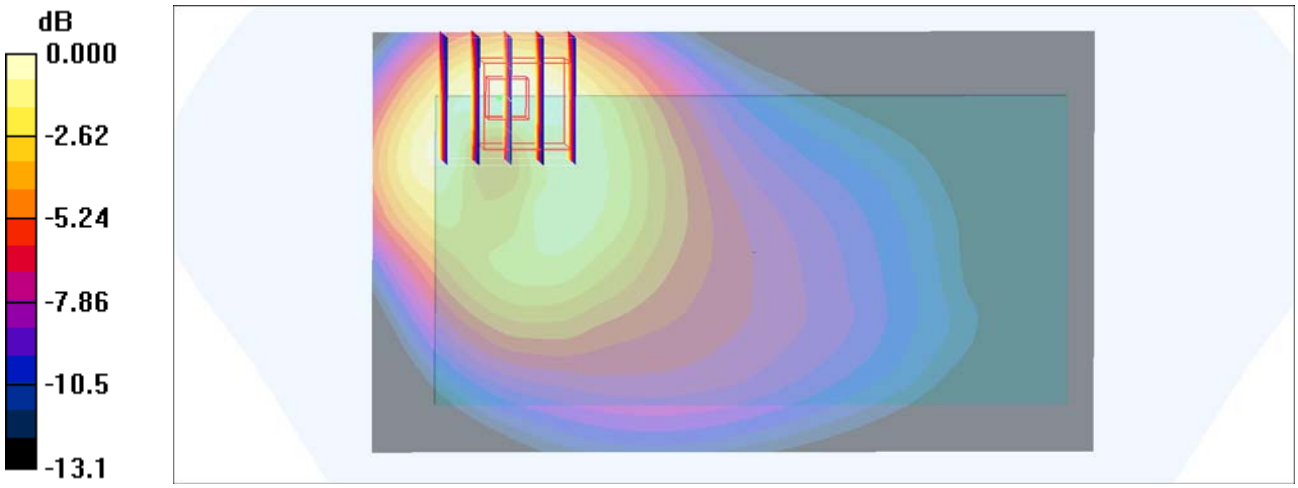

0 dB = 0.978mW/g

Test Laboratory: Sporton International Inc. SAR/HAC Testing Lab Date: 2017/2/26

#14_LTE Band 7_20M_QPSK_1_99_Front_10mm_Ch21350

Communication System: LTE; Frequency: 2560 MHz;Duty Cycle: 1:1
Medium: MSL_2600_170226 Medium parameters used: f = 2560 MHz; σ = 2.13 mho/m; ε_r = 54.5; ρ = 1000 kg/m^3
Ambient Temperature：23.2 ℃； Liquid Temperature：22.2 ℃

DASY4 Configuration:
- Probe: ES3DV3 - SN3270; ConvF(4.12, 4.12, 4.12); Calibrated: 2016/8/26
- Sensor-Surface: 3mm (Mechanical Surface Detection)
- Electronics: DAE4 Sn778; Calibrated: 2016/5/12
- Phantom: SAM_Right; Type: QD000P40CD; Serial: TP:1815
- ;Postprocessing SW: SEMCAD, V1.8 Build 159

Area Scan (81x151x1): Measurement grid: dx=12mm, dy=12mm
Maximum value of SAR (interpolated) = 1.13 mW/g

Zoom Scan (7x7x7)/Cube 0: Measurement grid: dx=5mm, dy=5mm, dz=5mm
Reference Value = 18.3 V/m; Power Drift = 0.028 dB
Peak SAR (extrapolated) = 1.77 W/kg
SAR(1 g) = 0.853 mW/g; SAR(10 g) = 0.408 mW/g
Maximum value of SAR (measured) = 1.13 mW/g

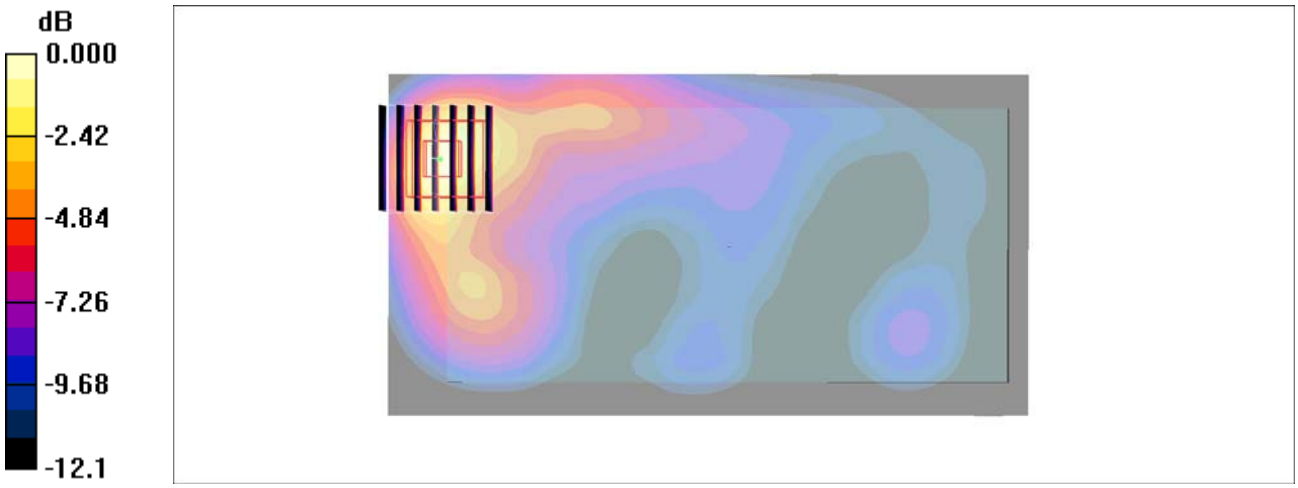

0 dB = 1.13mW/g

#15_LTE Band 38_20M_QPSK_1_99_Front_10mm_Ch38150

Communication System: LTE; Frequency: 2610 MHz;Duty Cycle: 1:1.59
Medium: MSL_2600_170308 Medium parameters used: f = 2610 MHz; σ = 2.244 S/m; ε_r = 52.728; ρ = 1000 kg/m^3
Ambient Temperature：23.3 ℃; Liquid Temperature：22.3 ℃

DASY5 Configuration:
- Probe: ES3DV3 - SN3270; ConvF(4.12, 4.12, 4.12); Calibrated: 2016/8/26;
- Sensor-Surface: 3mm (Mechanical Surface Detection)
- Electronics: DAE4 Sn778; Calibrated: 2016/5/12
- Phantom: SAM-Right; Type: SAM; Serial: 1795
- Measurement SW: DASY52, Version 52.8 (8);SEMCAD X Version 14.6.10 (7331)

Area Scan (81x151x1): Interpolated grid: dx=1.200 mm, dy=1.200 mm
Maximum value of SAR (interpolated) = 1.10 W/kg

Zoom Scan (7x7x7)/Cube 0: Measurement grid: dx=5mm, dy=5mm, dz=5mm
Reference Value = 21.15 V/m; Power Drift = -0.01 dB
Peak SAR (extrapolated) = 1.75 W/kg
SAR(1 g) = 0.862 W/kg; SAR(10 g) = 0.417 W/kg
Maximum value of SAR (measured) = 1.11 W/kg

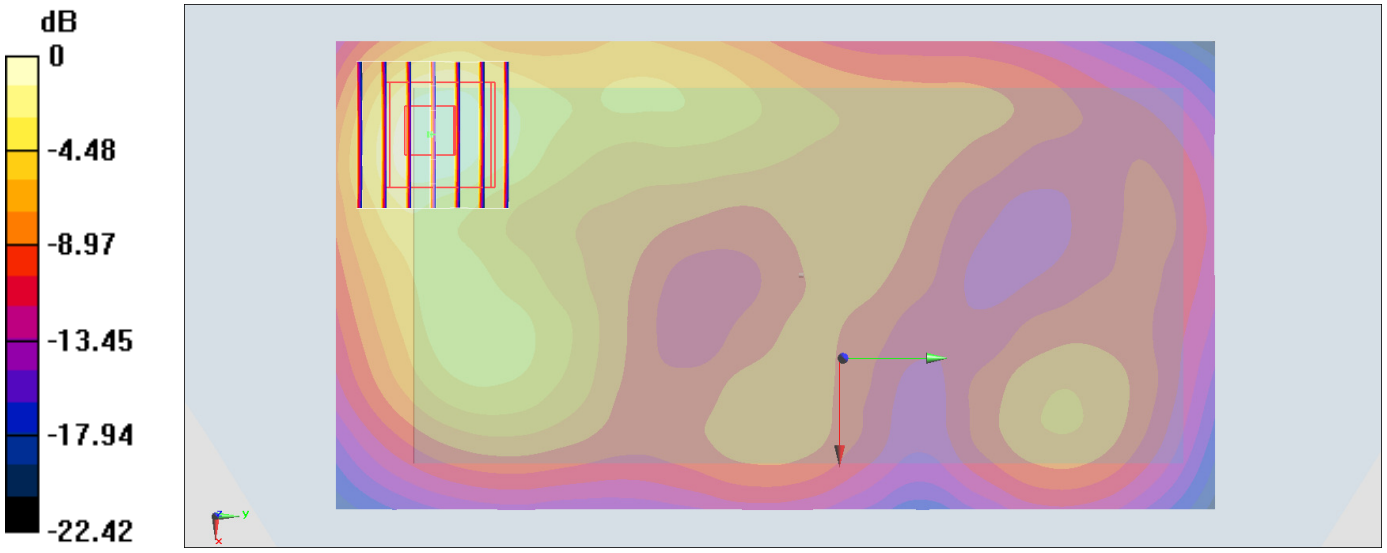

0 dB = 1.11 W/kg = 0.45 dBW/kg

Test Laboratory: Sporton International Inc. SAR/HAC Testing Lab Date: 2017/3/3

#16_LTE Band 41_20M_QPSK_1_99_Front_10mm_Ch40500

Communication System: LTE; Frequency: 2581 MHz;Duty Cycle: 1:1.59
Medium: MSL_2600_170303 Medium parameters used: f = 2581 MHz; σ = 2.14 mho/m; ε_r = 53.5; ρ = 1000 kg/m^3
Ambient Temperature：23.2 ℃； Liquid Temperature：22.2 ℃

DASY4 Configuration:
- Probe: ES3DV3 - SN3270; ConvF(4.12, 4.12, 4.12); Calibrated: 2016/8/26
- Sensor-Surface: 3mm (Mechanical Surface Detection)
- Electronics: DAE4 Sn778; Calibrated: 2016/5/12
- Phantom: SAM_Right; Type: QD000P40CD; Serial: TP:1815
- ;Postprocessing SW: SEMCAD, V1.8 Build 159

Area Scan (81x151x1): Measurement grid: dx=12mm, dy=12mm
Maximum value of SAR (interpolated) = 0.586 mW/g

Zoom Scan (7x7x7)/Cube 0: Measurement grid: dx=5mm, dy=5mm, dz=5mm
Reference Value = 14.8 V/m; Power Drift = -0.005 dB
Peak SAR (extrapolated) = 0.954 W/kg
SAR(1 g) = 0.455 mW/g; SAR(10 g) = 0.222 mW/g
Maximum value of SAR (measured) = 0.600 mW/g

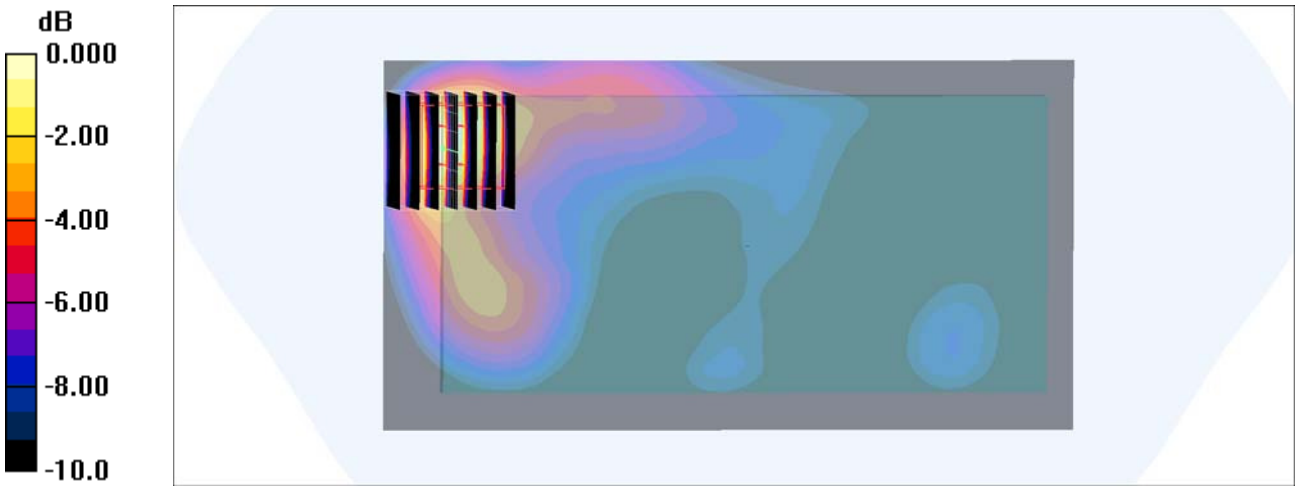

0 dB = 0.600mW/g

Test Laboratory: Sporton International Inc. SAR/HAC Testing Lab Date: 2017/2/26

#17_LTE Band 7_20M_QPSK_1_99_Bottom Side_0mm_Ch21350

Communication System: LTE; Frequency: 2560 MHz;Duty Cycle: 1:1
Medium: MSL_2600_170226 Medium parameters used: f = 2560 MHz; σ = 2.13 mho/m; ε_r = 54.5; ρ = 1000 kg/m^3
Ambient Temperature：23.2 ℃； Liquid Temperature：22.2 ℃

DASY4 Configuration:
- Probe: ES3DV3 - SN3270; ConvF(4.12, 4.12, 4.12); Calibrated: 2016/8/26
- Sensor-Surface: 3mm (Mechanical Surface Detection)
- Electronics: DAE4 Sn778; Calibrated: 2016/5/12
- Phantom: SAM_Right; Type: QD000P40CD; Serial: TP:1815
- ;Postprocessing SW: SEMCAD, V1.8 Build 159

Area Scan (41x81x1): Measurement grid: dx=12mm, dy=12mm
Maximum value of SAR (interpolated) = 10.3 mW/g

Zoom Scan (7x7x7)/Cube 0: Measurement grid: dx=5mm, dy=5mm, dz=5mm
Reference Value = 58.3 V/m; Power Drift = -0.013 dB
Peak SAR (extrapolated) = 19.5 W/kg
SAR(1 g) = 6.86 mW/g; SAR(10 g) = 2.48 mW/g
Maximum value of SAR (measured) = 10.5 mW/g

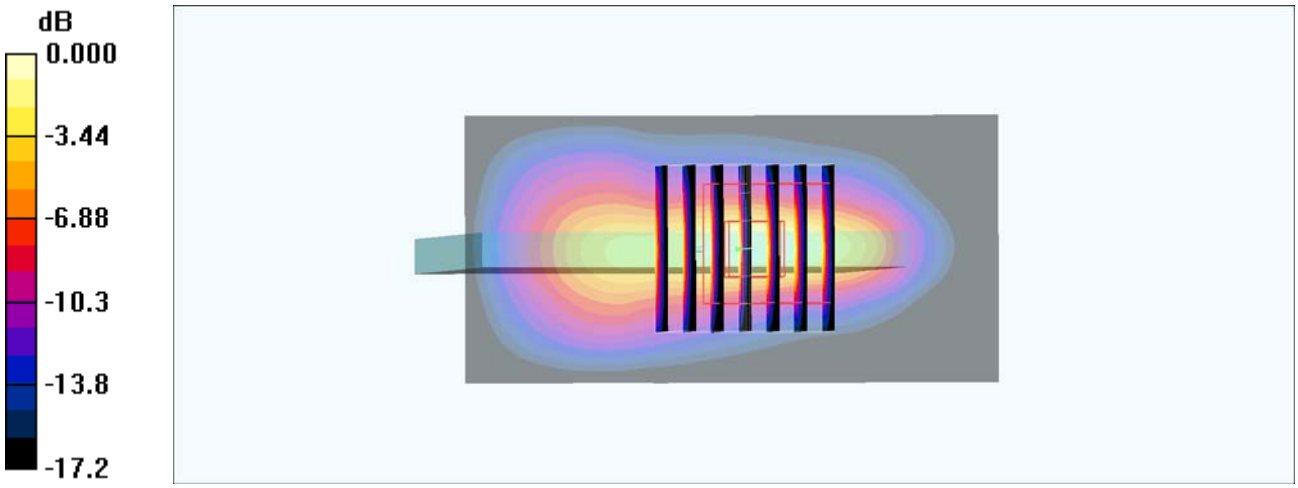

0 dB = 10.5mW/g

Test Laboratory: Sporton International Inc. SAR/HAC Testing Lab Date: 2017/3/1

#18_GSM850_GPRS (4 Tx slots)_Front_10mm_Ch189

Communication System: GSM850; Frequency: 836.4 MHz;Duty Cycle: 1:2.08
Medium: MSL_850_170301 Medium parameters used : f = 836.4 MHz; σ = 0.954 mho/m; ε_r = 56.7; ρ = 1000 kg/m^3
Ambient Temperature：23.3 ℃; Liquid Temperature：22.3 ℃

DASY4 Configuration:
- Probe: ES3DV3 - SN3270; ConvF(6.01, 6.01, 6.01); Calibrated: 2016/8/26
- Sensor-Surface: 3mm (Mechanical Surface Detection)
- Electronics: DAE4 Sn778; Calibrated: 2016/5/12
- Phantom: SAM_Right; Type: QD000P40CD; Serial: TP:1815
- ;Postprocessing SW: SEMCAD, V1.8 Build 159

Area Scan (71x121x1): Measurement grid: dx=15mm, dy=15mm
Maximum value of SAR (interpolated) = 0.667 mW/g

Zoom Scan (5x5x7)/Cube 0: Measurement grid: dx=8mm, dy=8mm, dz=5mm
Reference Value = 20.6 V/m; Power Drift = 0.124 dB
Peak SAR (extrapolated) = 0.953 W/kg
SAR(1 g) = 0.549 mW/g; SAR(10 g) = 0.319 mW/g
Maximum value of SAR (measured) = 0.648 mW/g

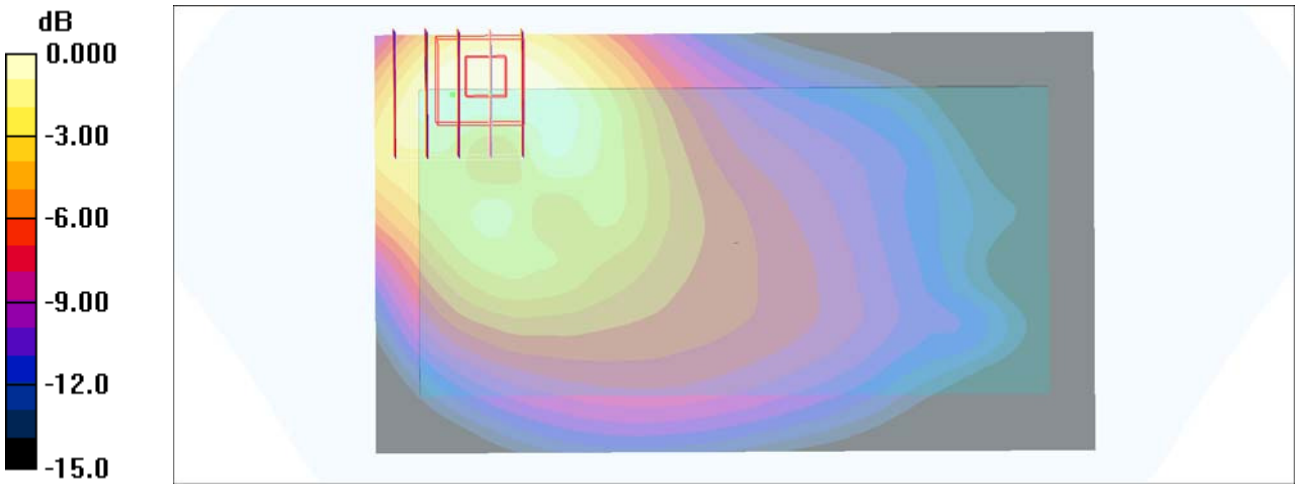

0 dB = 0.648mW/g

#19_GSM1900_GPRS (4 Tx slots)_Front_10mm_Ch810

Communication System: PCS; Frequency: 1909.8 MHz;Duty Cycle: 1:2.08
Medium: MSL_1900_170301 Medium parameters used: f = 1910 MHz; σ = 1.57 mho/m; ε_r = 55; ρ = 1000 kg/m^3
Ambient Temperature：23.1 ℃; Liquid Temperature：22.1 ℃

DASY4 Configuration:
- Probe: ES3DV3 - SN3270; ConvF(4.7, 4.7, 4.7); Calibrated: 2016/8/26
- Sensor-Surface: 3mm (Mechanical Surface Detection)
- Electronics: DAE4 Sn778; Calibrated: 2016/5/12
- Phantom: SAM_Right; Type: QD000P40CD; Serial: TP:1815
- ;Postprocessing SW: SEMCAD, V1.8 Build 159

Area Scan (71x121x1): Measurement grid: dx=15mm, dy=15mm
Maximum value of SAR (interpolated) = 0.526 mW/g

Zoom Scan (5x5x7)/Cube 0: Measurement grid: dx=8mm, dy=8mm, dz=5mm
Reference Value = 13.7 V/m; Power Drift = 0.108 dB
Peak SAR (extrapolated) = 0.656 W/kg
SAR(1 g) = 0.396 mW/g; SAR(10 g) = 0.218 mW/g
Maximum value of SAR (measured) = 0.479 mW/g

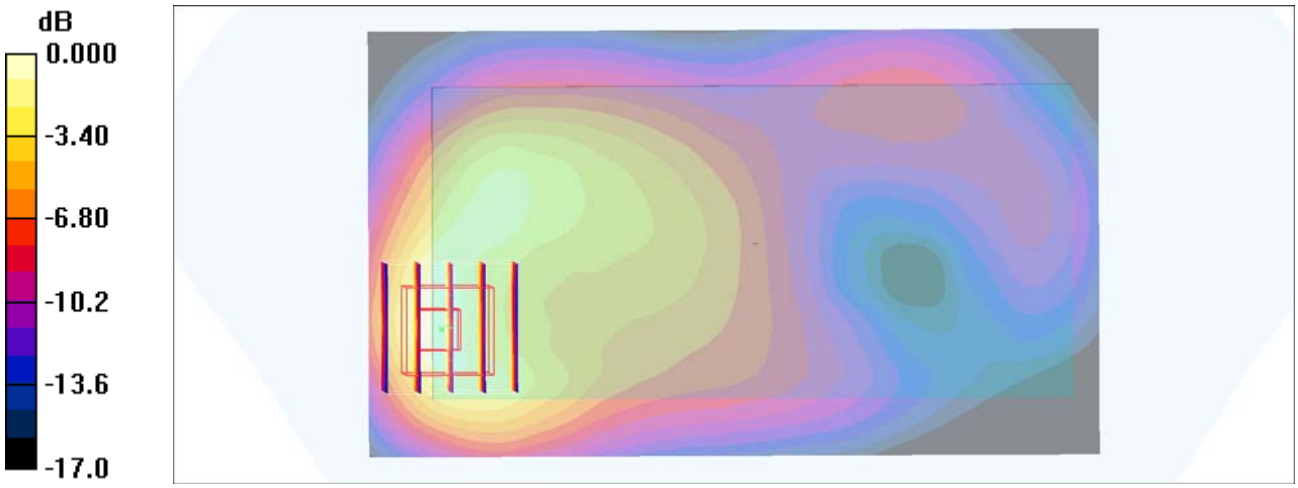

0 dB = 0.479mW/g

#20_WCDMA II_RMC 12.2Kbps_Front_10mm_Ch9538

Communication System: WCDMA; Frequency: 1907.6 MHz;Duty Cycle: 1:1
Medium: MSL_1900_170301 Medium parameters used: f = 1908 MHz; σ = 1.57 mho/m; ε_r = 55; ρ = 1000 kg/m^3
Ambient Temperature：23.1 ℃; Liquid Temperature：22.1 ℃

DASY4 Configuration:
- Probe: ES3DV3 - SN3270; ConvF(4.7, 4.7, 4.7); Calibrated: 2016/8/26
- Sensor-Surface: 3mm (Mechanical Surface Detection)
- Electronics: DAE4 Sn778; Calibrated: 2016/5/12
- Phantom: SAM_Right; Type: QD000P40CD; Serial: TP:1815
- ;Postprocessing SW: SEMCAD, V1.8 Build 159

Area Scan (71x121x1): Measurement grid: dx=15mm, dy=15mm
Maximum value of SAR (interpolated) = 1.03 mW/g

Zoom Scan (5x5x7)/Cube 0: Measurement grid: dx=8mm, dy=8mm, dz=5mm
Reference Value = 18.5 V/m; Power Drift = 0.075 dB
Peak SAR (extrapolated) = 1.26 W/kg
SAR(1 g) = 0.768 mW/g; SAR(10 g) = 0.418 mW/g
Maximum value of SAR (measured) = 0.897 mW/g

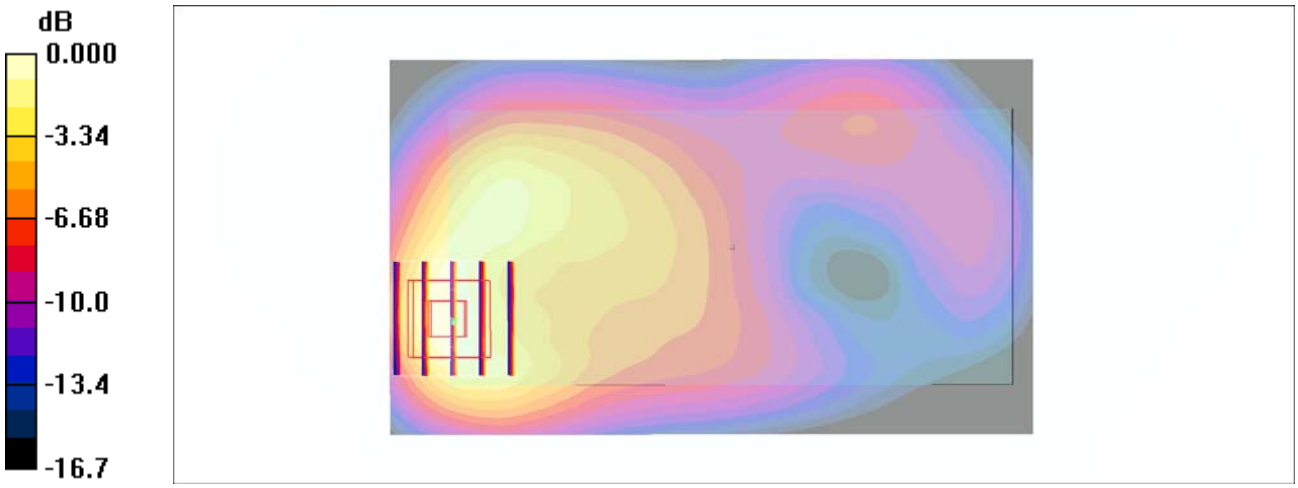

0 dB = 0.897mW/g

Test Laboratory: Sporton International Inc. SAR/HAC Testing Lab Date: 2017/3/1

#21_WCDMA V_RMC 12.2Kbps_Front_10mm_Ch4182

Communication System: WCDMA; Frequency: 836.4 MHz;Duty Cycle: 1:1
Medium: MSL_850_170301 Medium parameters used: f = 836.4 MHz; σ = 0.954 mho/m; ε_r = 56.7; ρ = 1000 kg/m^3
Ambient Temperature：23.3 ℃; Liquid Temperature：22.3 ℃

DASY4 Configuration:
- Probe: ES3DV3 - SN3270; ConvF(6.01, 6.01, 6.01); Calibrated: 2016/8/26
- Sensor-Surface: 3mm (Mechanical Surface Detection)
- Electronics: DAE4 Sn778; Calibrated: 2016/5/12
- Phantom: SAM_Right; Type: QD000P40CD; Serial: TP:1815
- ;Postprocessing SW: SEMCAD, V1.8 Build 159

Area Scan (71x121x1): Measurement grid: dx=15mm, dy=15mm
Maximum value of SAR (interpolated) = 1.13 mW/g

Zoom Scan (5x5x7)/Cube 0: Measurement grid: dx=8mm, dy=8mm, dz=5mm
Reference Value = 26.8 V/m; Power Drift = -0.114 dB
Peak SAR (extrapolated) = 1.55 W/kg
SAR(1 g) = 0.920 mW/g; SAR(10 g) = 0.546 mW/g
Maximum value of SAR (measured) = 1.13 mW/g

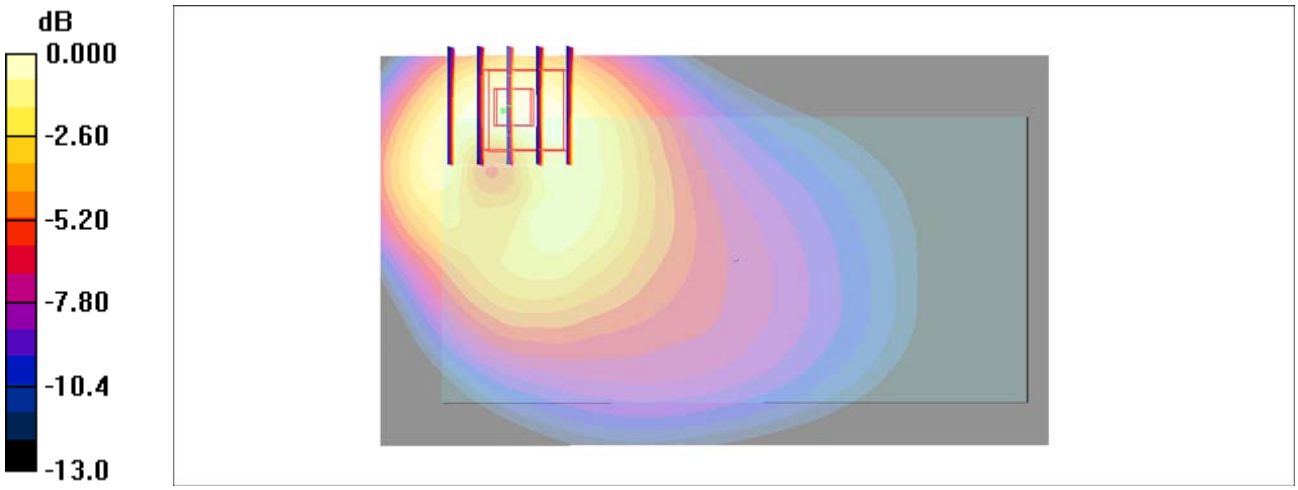

0 dB = 1.13mW/g

Test Laboratory: Sporton International Inc. SAR/HAC Testing Lab Date: 2017/3/1

#22_LTE Band 5_10M_QPSK_1_49_Front_10mm_Ch20525

Communication System: LTE; Frequency: 836.5 MHz;Duty Cycle: 1:1
Medium: MSL_850_170301 Medium parameters used : f = 836.5 MHz; σ = 0.954 mho/m; ε_r = 56.7; ρ = 1000 kg/m^3
Ambient Temperature：23.3 ℃; Liquid Temperature：22.3 ℃

DASY4 Configuration:
- Probe: ES3DV3 - SN3270; ConvF(6.01, 6.01, 6.01); Calibrated: 2016/8/26
- Sensor-Surface: 3mm (Mechanical Surface Detection)
- Electronics: DAE4 Sn778; Calibrated: 2016/5/12
- Phantom: SAM_Right; Type: QD000P40CD; Serial: TP:1815
- ;Postprocessing SW: SEMCAD, V1.8 Build 159

Area Scan (71x121x1): Measurement grid: dx=15mm, dy=15mm
Maximum value of SAR (interpolated) = 0.974 mW/g

Zoom Scan (5x5x7)/Cube 0: Measurement grid: dx=8mm, dy=8mm, dz=5mm
Reference Value = 25.4 V/m; Power Drift = -0.089 dB
Peak SAR (extrapolated) = 1.37 W/kg
SAR(1 g) = 0.800 mW/g; SAR(10 g) = 0.471 mW/g
Maximum value of SAR (measured) = 0.978 mW/g

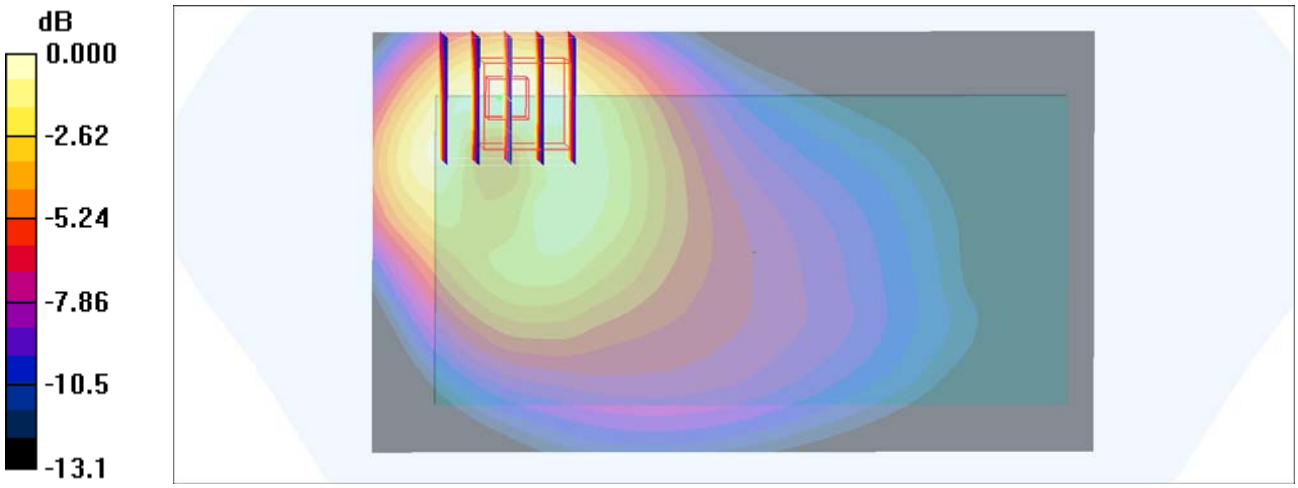

0 dB = 0.978mW/g

Test Laboratory: Sporton International Inc. SAR/HAC Testing Lab Date: 2017/2/26

#23_LTE Band 7_20M_QPSK_1_99_Front_10mm_Ch21350

Communication System: LTE; Frequency: 2560 MHz;Duty Cycle: 1:1
Medium: MSL_2600_170226 Medium parameters used: f = 2560 MHz; σ = 2.13 mho/m; ε_r = 54.5; ρ = 1000 kg/m^3
Ambient Temperature：23.2 ℃; Liquid Temperature：22.2 ℃

DASY4 Configuration:
- Probe: ES3DV3 - SN3270; ConvF(4.12, 4.12, 4.12); Calibrated: 2016/8/26
- Sensor-Surface: 3mm (Mechanical Surface Detection)
- Electronics: DAE4 Sn778; Calibrated: 2016/5/12
- Phantom: SAM_Right; Type: QD000P40CD; Serial: TP:1815
- ;Postprocessing SW: SEMCAD, V1.8 Build 159

Area Scan (81x151x1): Measurement grid: dx=12mm, dy=12mm
Maximum value of SAR (interpolated) = 1.13 mW/g

Zoom Scan (7x7x7)/Cube 0: Measurement grid: dx=5mm, dy=5mm, dz=5mm
Reference Value = 18.3 V/m; Power Drift = 0.028 dB
Peak SAR (extrapolated) = 1.77 W/kg
SAR(1 g) = 0.853 mW/g; SAR(10 g) = 0.408 mW/g
Maximum value of SAR (measured) = 1.13 mW/g

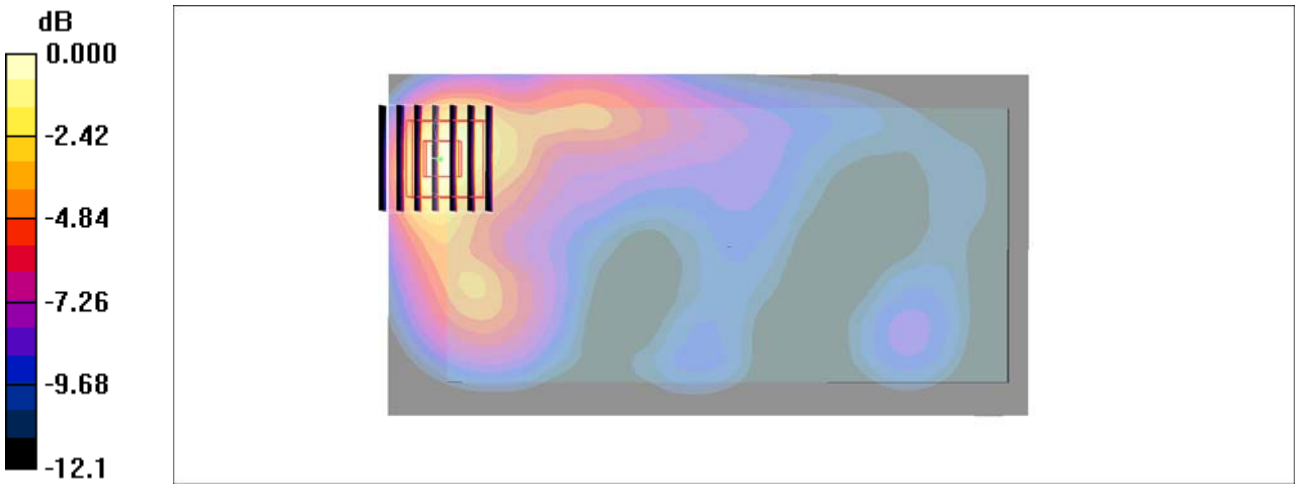

0 dB = 1.13mW/g

#24_LTE Band 38_20M_QPSK_1_99_Front_10mm_Ch38150

Communication System: LTE; Frequency: 2610 MHz;Duty Cycle: 1:1.59
Medium: MSL_2600_170308 Medium parameters used: f = 2610 MHz; σ = 2.244 S/m; ε_r = 52.728; ρ = 1000 kg/m^3
Ambient Temperature：23.3 ℃; Liquid Temperature：22.3 ℃

DASY5 Configuration:
- Probe: ES3DV3 - SN3270; ConvF(4.12, 4.12, 4.12); Calibrated: 2016/8/26;
- Sensor-Surface: 3mm (Mechanical Surface Detection)
- Electronics: DAE4 Sn778; Calibrated: 2016/5/12
- Phantom: SAM-Right; Type: SAM; Serial: 1795
- Measurement SW: DASY52, Version 52.8 (8);SEMCAD X Version 14.6.10 (7331)

Area Scan (81x151x1): Interpolated grid: dx=1.200 mm, dy=1.200 mm
Maximum value of SAR (interpolated) = 1.10 W/kg

Zoom Scan (7x7x7)/Cube 0: Measurement grid: dx=5mm, dy=5mm, dz=5mm
Reference Value = 21.15 V/m; Power Drift = -0.01 dB
Peak SAR (extrapolated) = 1.75 W/kg
SAR(1 g) = 0.862 W/kg; SAR(10 g) = 0.417 W/kg
Maximum value of SAR (measured) = 1.11 W/kg

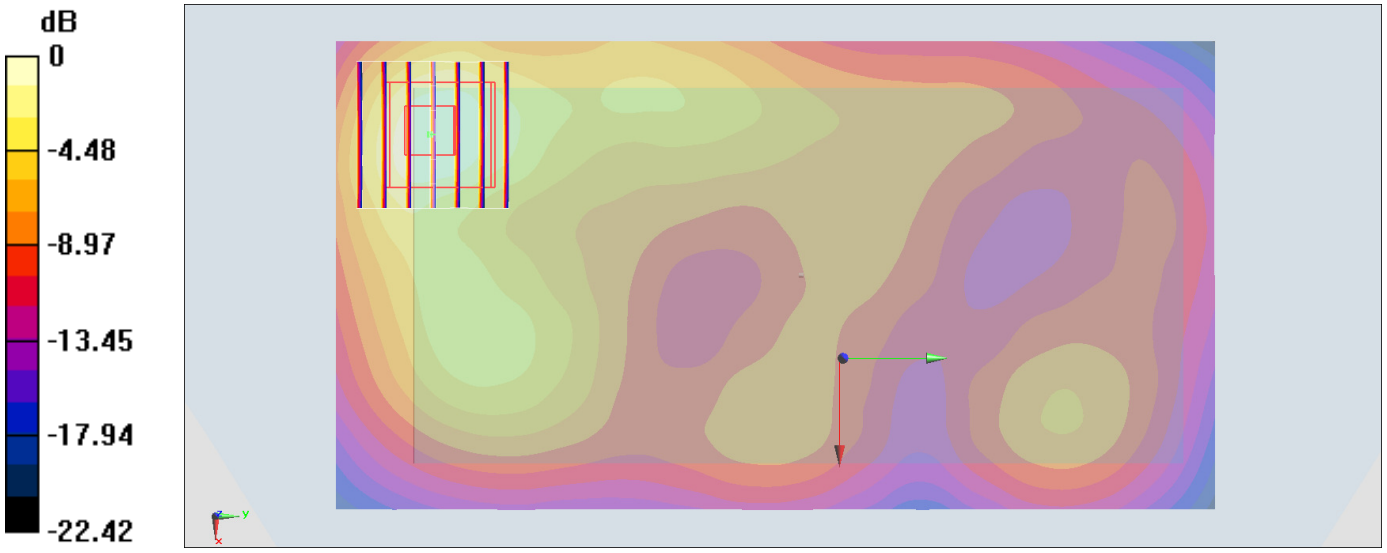

0 dB = 1.11 W/kg = 0.45 dBW/kg

Test Laboratory: Sporton International Inc. SAR/HAC Testing Lab Date: 2017/3/3

#25_LTE Band 41_20M_QPSK_1_99_Front_10mm_Ch40500

Communication System: LTE; Frequency: 2581 MHz;Duty Cycle: 1:1.59
Medium: MSL_2600_170303 Medium parameters used: f = 2581 MHz; σ = 2.14 mho/m; ε_r = 53.5; ρ = 1000 kg/m^3
Ambient Temperature：23.2 ℃； Liquid Temperature：22.2 ℃

DASY4 Configuration:
- Probe: ES3DV3 - SN3270; ConvF(4.12, 4.12, 4.12); Calibrated: 2016/8/26
- Sensor-Surface: 3mm (Mechanical Surface Detection)
- Electronics: DAE4 Sn778; Calibrated: 2016/5/12
- Phantom: SAM_Right; Type: QD000P40CD; Serial: TP:1815
- ;Postprocessing SW: SEMCAD, V1.8 Build 159

Area Scan (81x151x1): Measurement grid: dx=12mm, dy=12mm
Maximum value of SAR (interpolated) = 0.586 mW/g

Zoom Scan (7x7x7)/Cube 0: Measurement grid: dx=5mm, dy=5mm, dz=5mm
Reference Value = 14.8 V/m; Power Drift = -0.005 dB
Peak SAR (extrapolated) = 0.954 W/kg
SAR(1 g) = 0.455 mW/g; SAR(10 g) = 0.222 mW/g
Maximum value of SAR (measured) = 0.600 mW/g

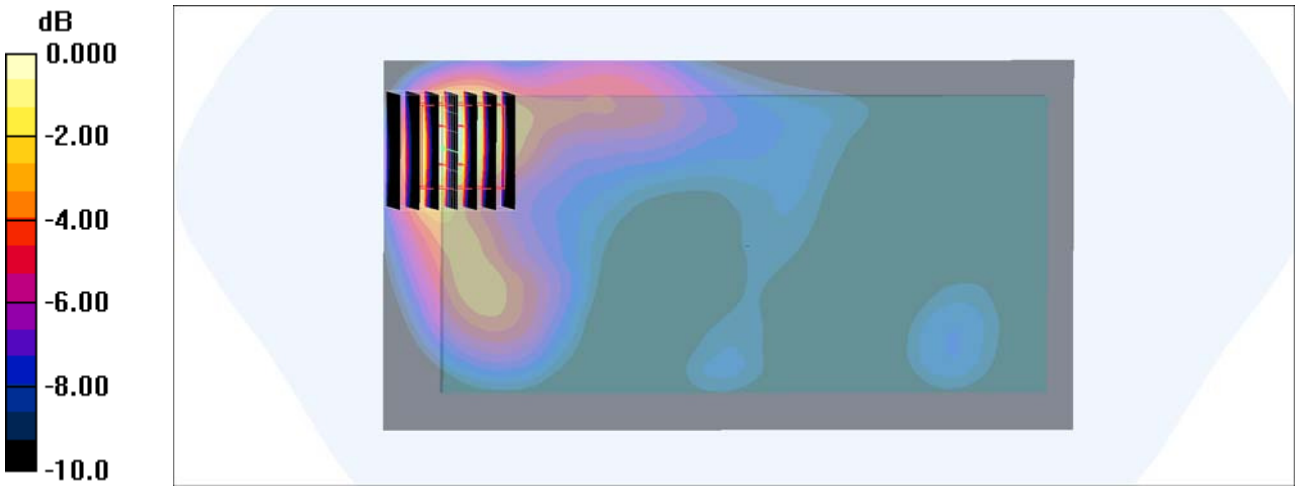

0 dB = 0.600mW/g