LTE Band 41 / 20MHz+15MHz

64QAM

Middle Channel / 1RB0 and 1RB74

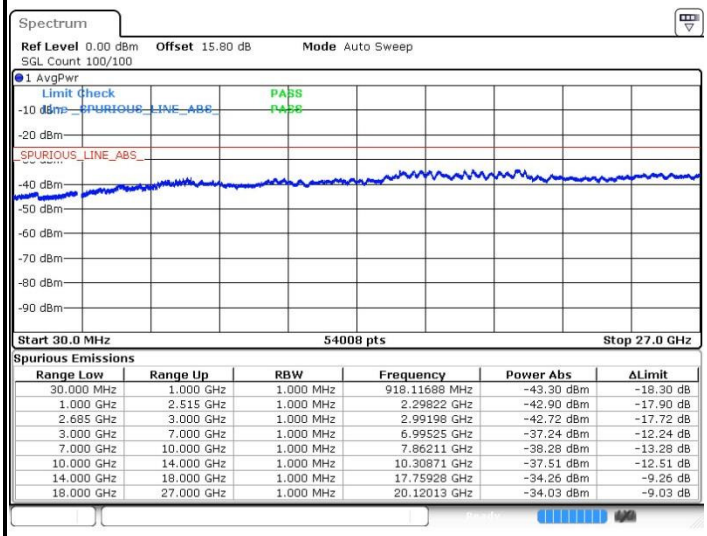

Spurious Emissions

Range Low	Range Up	RBW	Frequency	Power Abs	ΔLimit
30.000 MHz	1.000 GHz	1.000 MHz	918.11688 MHz	-43.30 dBm	-18.30 dB
1.000 GHz	2.515 GHz	1.000 MHz	2.29822 GHz	-42.90 dBm	-17.90 dB
2.685 GHz	3.000 GHz	1.000 MHz	2.99198 GHz	-42.72 dBm	-17.72 dB
3.000 GHz	7.000 GHz	1.000 MHz	6.99525 GHz	-37.24 dBm	-12.24 dB
7.000 GHz	10.000 GHz	1.000 MHz	7.86211 GHz	-38.28 dBm	-13.28 dB
10.000 GHz	14.000 GHz	1.000 MHz	10.30871 GHz	-37.51 dBm	-12.51 dB
14.000 GHz	18.000 GHz	1.000 MHz	17.75928 GHz	-34.26 dBm	-9.26 dB
18.000 GHz	27.000 GHz	1.000 MHz	20.12013 GHz	-34.03 dBm	-9.03 dB

Date: 19.MAY.2017 20:58:55

Middle Channel / 1RB99 and 1RB0

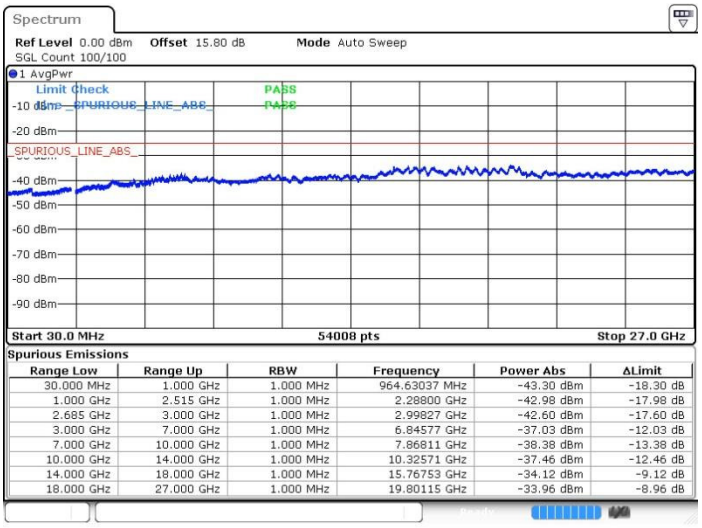

Spurious Emissions

Range Low	Range Up	RBW	Frequency	Power Abs	ΔLimit
30.000 MHz	1.000 GHz	1.000 MHz	964.63037 MHz	-43.30 dBm	-18.30 dB
1.000 GHz	2.515 GHz	1.000 MHz	2.28800 GHz	-42.98 dBm	-17.98 dB
2.685 GHz	3.000 GHz	1.000 MHz	2.99827 GHz	-42.60 dBm	-17.60 dB
3.000 GHz	7.000 GHz	1.000 MHz	6.84577 GHz	-37.03 dBm	-12.03 dB
7.000 GHz	10.000 GHz	1.000 MHz	7.86811 GHz	-38.38 dBm	-13.38 dB
10.000 GHz	14.000 GHz	1.000 MHz	10.32571 GHz	-37.46 dBm	-12.46 dB
14.000 GHz	18.000 GHz	1.000 MHz	15.76753 GHz	-34.12 dBm	-9.12 dB
18.000 GHz	27.000 GHz	1.000 MHz	19.80115 GHz	-33.96 dBm	-8.96 dB

Date: 19.MAY.2017 20:59:51

Middle Channel / FullRB

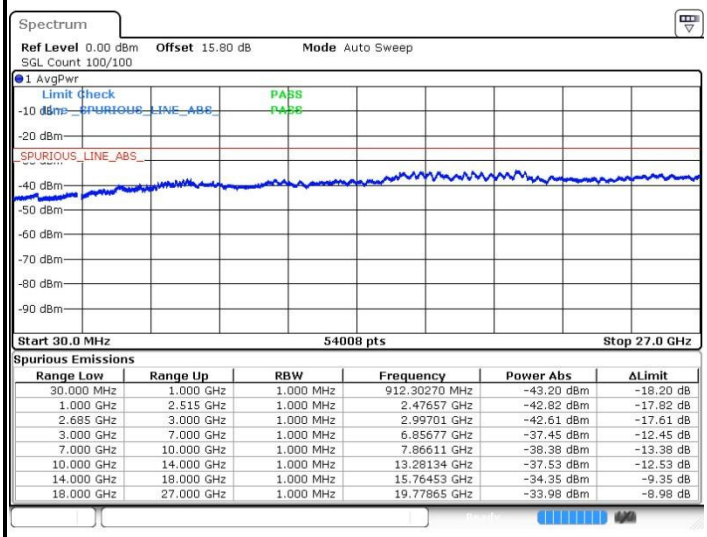

Spurious Emissions

Range Low	Range Up	RBW	Frequency	Power Abs	ΔLimit
30.000 MHz	1.000 GHz	1.000 MHz	912.30270 MHz	-43.20 dBm	-18.20 dB
1.000 GHz	2.515 GHz	1.000 MHz	2.47657 GHz	-42.82 dBm	-17.82 dB
2.685 GHz	3.000 GHz	1.000 MHz	2.99701 GHz	-42.61 dBm	-17.61 dB
3.000 GHz	7.000 GHz	1.000 MHz	6.85677 GHz	-37.45 dBm	-12.45 dB
7.000 GHz	10.000 GHz	1.000 MHz	7.86611 GHz	-38.38 dBm	-13.38 dB
10.000 GHz	14.000 GHz	1.000 MHz	13.28134 GHz	-37.53 dBm	-12.53 dB
14.000 GHz	18.000 GHz	1.000 MHz	15.76453 GHz	-34.35 dBm	-9.35 dB
18.000 GHz	27.000 GHz	1.000 MHz	19.77865 GHz	-33.98 dBm	-8.98 dB

Date: 19.MAY.2017 20:54:18

N/A

LTE Band 41 / 20MHz+15MHz

64QAM

Highest Channel / 1RB0 and 1RB74

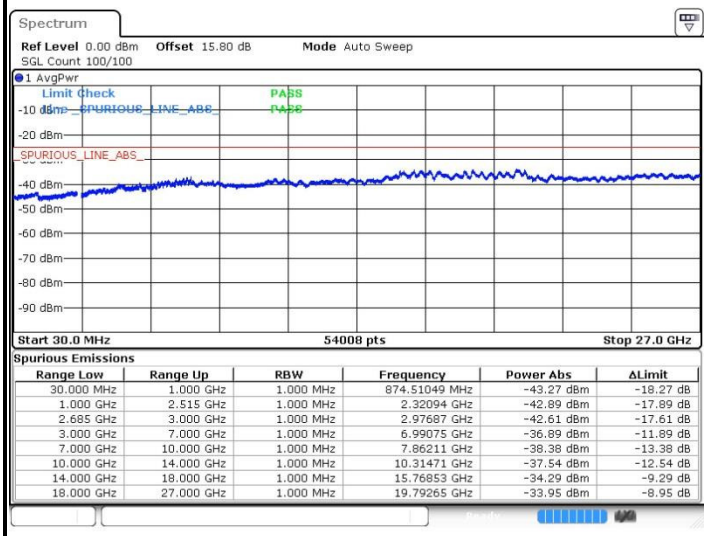

Spurious Emissions

Range Low	Range Up	RBW	Frequency	Power Abs	ΔLimit
30.000 MHz	1.000 GHz	1.000 MHz	874.51049 MHz	-43.27 dBm	-18.27 dB
1.000 GHz	2.515 GHz	1.000 MHz	2.32094 GHz	-42.89 dBm	-17.89 dB
2.685 GHz	3.000 GHz	1.000 MHz	2.97687 GHz	-42.61 dBm	-17.61 dB
3.000 GHz	7.000 GHz	1.000 MHz	6.99075 GHz	-36.89 dBm	-11.89 dB
7.000 GHz	10.000 GHz	1.000 MHz	7.86211 GHz	-38.38 dBm	-13.38 dB
10.000 GHz	14.000 GHz	1.000 MHz	10.31471 GHz	-37.54 dBm	-12.54 dB
14.000 GHz	18.000 GHz	1.000 MHz	15.76853 GHz	-34.29 dBm	-9.29 dB
18.000 GHz	27.000 GHz	1.000 MHz	19.79265 GHz	-33.95 dBm	-8.95 dB

Date: 19.MAY.2017 21:05:23

Highest Channel / 1RB99 and 1RB0

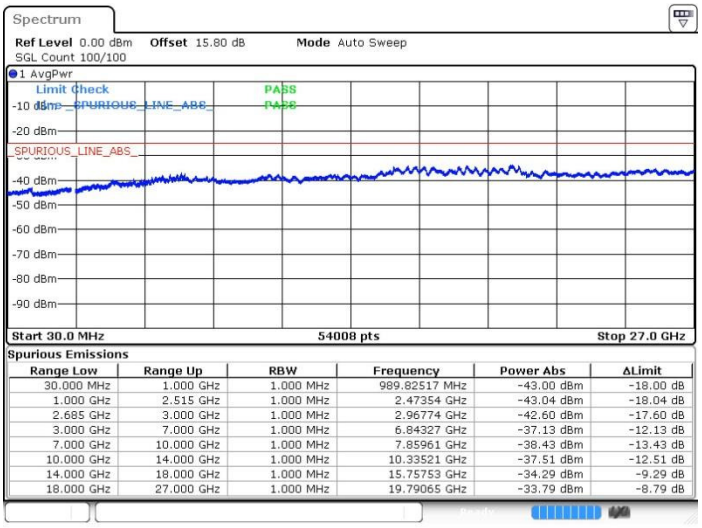

Spurious Emissions

Range Low	Range Up	RBW	Frequency	Power Abs	ΔLimit
30.000 MHz	1.000 GHz	1.000 MHz	989.82517 MHz	-43.00 dBm	-18.00 dB
1.000 GHz	2.515 GHz	1.000 MHz	2.47354 GHz	-43.04 dBm	-18.04 dB
2.685 GHz	3.000 GHz	1.000 MHz	2.96774 GHz	-42.60 dBm	-17.60 dB
3.000 GHz	7.000 GHz	1.000 MHz	6.84327 GHz	-37.13 dBm	-12.13 dB
7.000 GHz	10.000 GHz	1.000 MHz	7.85961 GHz	-38.43 dBm	-13.43 dB
10.000 GHz	14.000 GHz	1.000 MHz	10.33521 GHz	-37.51 dBm	-12.51 dB
14.000 GHz	18.000 GHz	1.000 MHz	15.75753 GHz	-34.29 dBm	-9.29 dB
18.000 GHz	27.000 GHz	1.000 MHz	19.79065 GHz	-33.79 dBm	-8.79 dB

Date: 19.MAY.2017 21:12:02

Highest Channel / FullRB

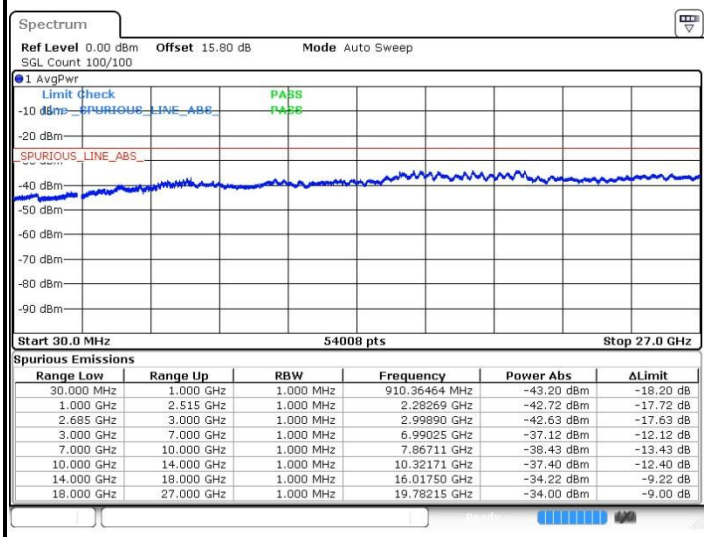

Spurious Emissions

Range Low	Range Up	RBW	Frequency	Power Abs	ΔLimit
30.000 MHz	1.000 GHz	1.000 MHz	910.36464 MHz	-43.20 dBm	-18.20 dB
1.000 GHz	2.515 GHz	1.000 MHz	2.28269 GHz	-42.72 dBm	-17.72 dB
2.685 GHz	3.000 GHz	1.000 MHz	2.99890 GHz	-42.63 dBm	-17.63 dB
3.000 GHz	7.000 GHz	1.000 MHz	6.99025 GHz	-37.12 dBm	-12.12 dB
7.000 GHz	10.000 GHz	1.000 MHz	7.86711 GHz	-38.43 dBm	-13.43 dB
10.000 GHz	14.000 GHz	1.000 MHz	10.32171 GHz	-37.40 dBm	-12.40 dB
14.000 GHz	18.000 GHz	1.000 MHz	16.01750 GHz	-34.22 dBm	-9.22 dB
18.000 GHz	27.000 GHz	1.000 MHz	19.78215 GHz	-34.00 dBm	-9.00 dB

Date: 19.MAY.2017 21:04:28

N/A

LTE Band 41 / 20MHz+20MHz

64QAM

Lowest Channel / 1RB0 and 1RB99

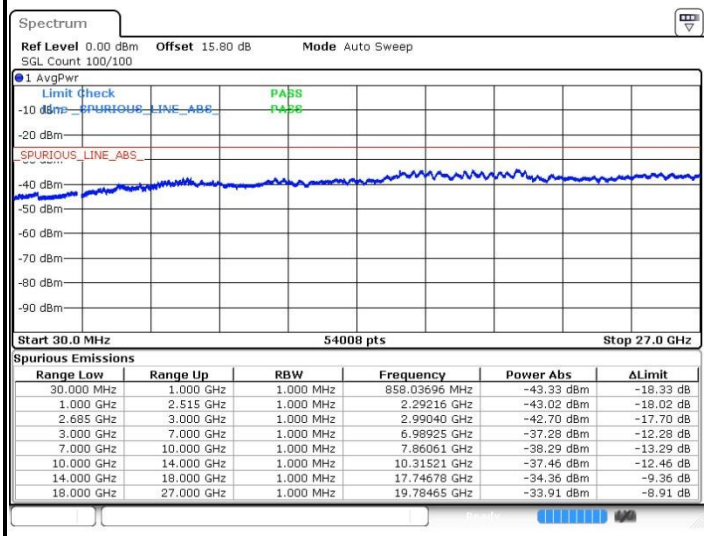

Spurious Emissions

Range Low	Range Up	RBW	Frequency	Power Abs	ΔLimit
30.000 MHz	1.000 GHz	1.000 MHz	858.03696 MHz	-43.33 dBm	-18.33 dB
1.000 GHz	2.515 GHz	1.000 MHz	2.29216 GHz	-43.02 dBm	-18.02 dB
2.685 GHz	3.000 GHz	1.000 MHz	2.99040 GHz	-42.70 dBm	-17.70 dB
3.000 GHz	7.000 GHz	1.000 MHz	6.98925 GHz	-37.28 dBm	-12.28 dB
7.000 GHz	10.000 GHz	1.000 MHz	7.86061 GHz	-38.29 dBm	-13.29 dB
10.000 GHz	14.000 GHz	1.000 MHz	10.31521 GHz	-37.46 dBm	-12.46 dB
14.000 GHz	18.000 GHz	1.000 MHz	17.74678 GHz	-34.36 dBm	-9.36 dB
18.000 GHz	27.000 GHz	1.000 MHz	19.78465 GHz	-33.91 dBm	-8.91 dB

Date: 19.MAY.2017 21:17:34

Lowest Channel / 1RB99 and 1RB0

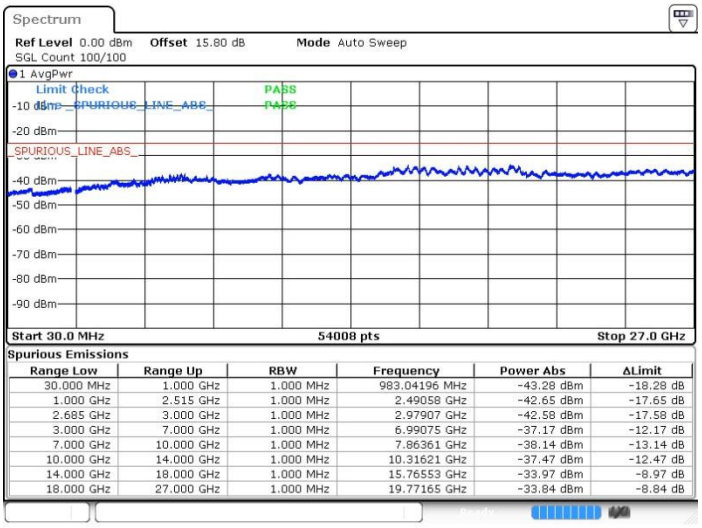

Spurious Emissions

Range Low	Range Up	RBW	Frequency	Power Abs	ΔLimit
30.000 MHz	1.000 GHz	1.000 MHz	983.04196 MHz	-43.28 dBm	-18.28 dB
1.000 GHz	2.515 GHz	1.000 MHz	2.49058 GHz	-42.65 dBm	-17.65 dB
2.685 GHz	3.000 GHz	1.000 MHz	2.97907 GHz	-42.58 dBm	-17.58 dB
3.000 GHz	7.000 GHz	1.000 MHz	6.99075 GHz	-37.17 dBm	-12.17 dB
7.000 GHz	10.000 GHz	1.000 MHz	7.86361 GHz	-38.14 dBm	-13.14 dB
10.000 GHz	14.000 GHz	1.000 MHz	10.31621 GHz	-37.47 dBm	-12.47 dB
14.000 GHz	18.000 GHz	1.000 MHz	15.76553 GHz	-33.97 dBm	-8.97 dB
18.000 GHz	27.000 GHz	1.000 MHz	19.77165 GHz	-33.84 dBm	-8.84 dB

Date: 19.MAY.2017 21:18:30

Lowest Channel / FullRB

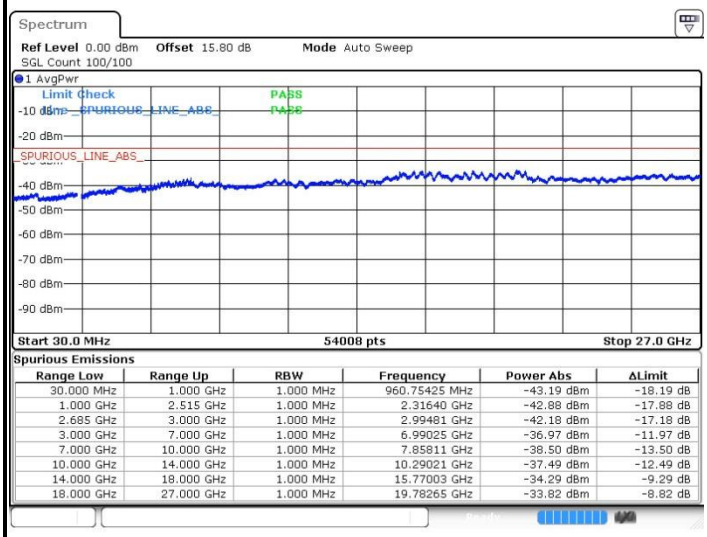

Spurious Emissions

Range Low	Range Up	RBW	Frequency	Power Abs	ΔLimit
30.000 MHz	1.000 GHz	1.000 MHz	960.75425 MHz	-43.19 dBm	-18.19 dB
1.000 GHz	2.515 GHz	1.000 MHz	2.31640 GHz	-42.88 dBm	-17.88 dB
2.685 GHz	3.000 GHz	1.000 MHz	2.99481 GHz	-42.18 dBm	-17.18 dB
3.000 GHz	7.000 GHz	1.000 MHz	6.99025 GHz	-36.97 dBm	-11.97 dB
7.000 GHz	10.000 GHz	1.000 MHz	7.85811 GHz	-38.50 dBm	-13.50 dB
10.000 GHz	14.000 GHz	1.000 MHz	10.29021 GHz	-37.49 dBm	-12.49 dB
14.000 GHz	18.000 GHz	1.000 MHz	15.77003 GHz	-34.29 dBm	-9.29 dB
18.000 GHz	27.000 GHz	1.000 MHz	19.78265 GHz	-33.82 dBm	-8.82 dB

Date: 19.MAY.2017 21:12:57

N/A

LTE Band 41 / 20MHz+20MHz

64QAM

Middle Channel / 1RB0 and 1RB99

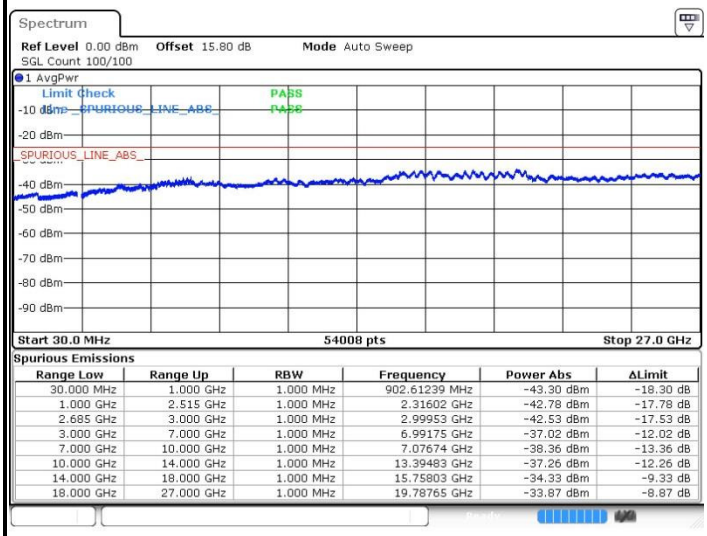

Spurious Emissions

Range Low	Range Up	RBW	Frequency	Power Abs	ΔLimit
30.000 MHz	1.000 GHz	1.000 MHz	902.61239 MHz	-43.30 dBm	-18.30 dB
1.000 GHz	2.515 GHz	1.000 MHz	2.31602 GHz	-42.78 dBm	-17.78 dB
2.685 GHz	3.000 GHz	1.000 MHz	2.99953 GHz	-42.53 dBm	-17.53 dB
3.000 GHz	7.000 GHz	1.000 MHz	6.99175 GHz	-37.02 dBm	-12.02 dB
7.000 GHz	10.000 GHz	1.000 MHz	7.07674 GHz	-38.36 dBm	-13.36 dB
10.000 GHz	14.000 GHz	1.000 MHz	13.39483 GHz	-37.26 dBm	-12.26 dB
14.000 GHz	18.000 GHz	1.000 MHz	15.75803 GHz	-34.33 dBm	-9.33 dB
18.000 GHz	27.000 GHz	1.000 MHz	19.78765 GHz	-33.87 dBm	-8.87 dB

Date: 19.MAY.2017 21:24:58

Middle Channel / 1RB99 and 1RB0

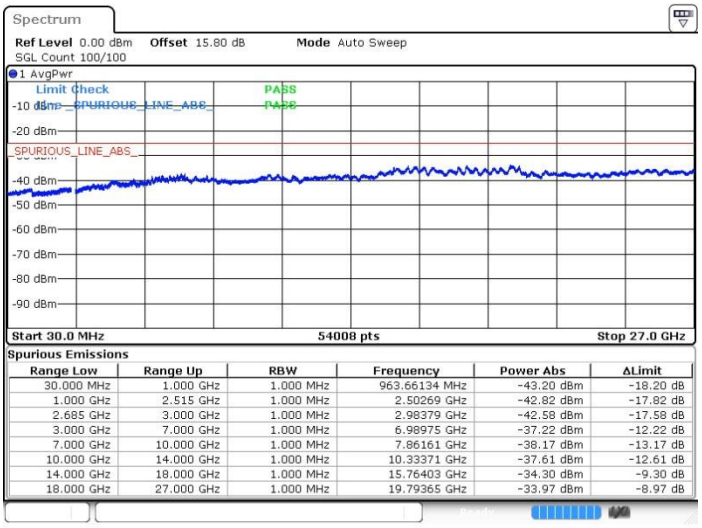

Spurious Emissions

Range Low	Range Up	RBW	Frequency	Power Abs	ΔLimit
30.000 MHz	1.000 GHz	1.000 MHz	963.66134 MHz	-43.20 dBm	-18.20 dB
1.000 GHz	2.515 GHz	1.000 MHz	2.50269 GHz	-42.82 dBm	-17.82 dB
2.685 GHz	3.000 GHz	1.000 MHz	2.98379 GHz	-42.58 dBm	-17.58 dB
3.000 GHz	7.000 GHz	1.000 MHz	6.98975 GHz	-37.22 dBm	-12.22 dB
7.000 GHz	10.000 GHz	1.000 MHz	7.86161 GHz	-38.17 dBm	-13.17 dB
10.000 GHz	14.000 GHz	1.000 MHz	10.33371 GHz	-37.61 dBm	-12.61 dB
14.000 GHz	18.000 GHz	1.000 MHz	15.76403 GHz	-34.30 dBm	-9.30 dB
18.000 GHz	27.000 GHz	1.000 MHz	19.79365 GHz	-33.97 dBm	-8.97 dB

Date: 19.MAY.2017 21:27:44

Middle Channel / FullRB

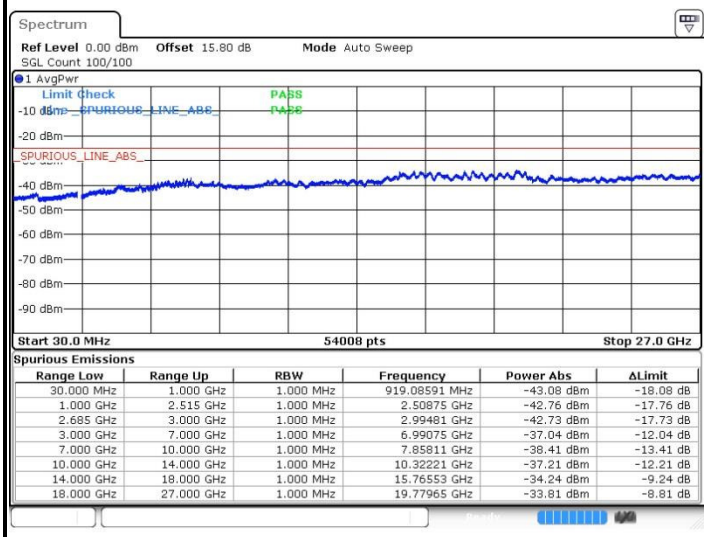

Spurious Emissions

Range Low	Range Up	RBW	Frequency	Power Abs	ΔLimit
30.000 MHz	1.000 GHz	1.000 MHz	919.08591 MHz	-43.08 dBm	-18.08 dB
1.000 GHz	2.515 GHz	1.000 MHz	2.50875 GHz	-42.76 dBm	-17.76 dB
2.685 GHz	3.000 GHz	1.000 MHz	2.99481 GHz	-42.73 dBm	-17.73 dB
3.000 GHz	7.000 GHz	1.000 MHz	6.99075 GHz	-37.04 dBm	-12.04 dB
7.000 GHz	10.000 GHz	1.000 MHz	7.85811 GHz	-38.41 dBm	-13.41 dB
10.000 GHz	14.000 GHz	1.000 MHz	10.32221 GHz	-37.21 dBm	-12.21 dB
14.000 GHz	18.000 GHz	1.000 MHz	15.76553 GHz	-34.24 dBm	-9.24 dB
18.000 GHz	27.000 GHz	1.000 MHz	19.77965 GHz	-33.81 dBm	-8.81 dB

Date: 19.MAY.2017 21:23:07

N/A

LTE Band 41 / 20MHz+20MHz

64QAM

Highest Channel / 1RB0 and 1RB99

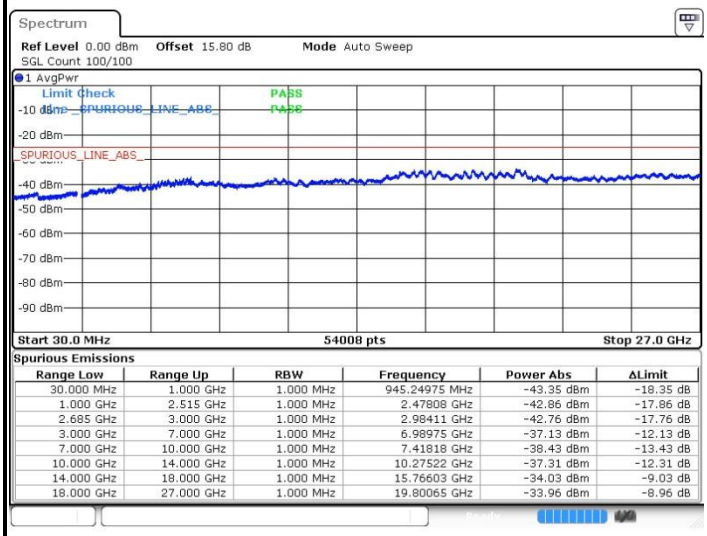

Spurious Emissions

Range Low	Range Up	RBW	Frequency	Power Abs	ΔLimit
30.000 MHz	1.000 GHz	1.000 MHz	945.24975 MHz	-43.35 dBm	-18.35 dB
1.000 GHz	2.515 GHz	1.000 MHz	2.47808 GHz	-42.86 dBm	-17.86 dB
2.685 GHz	3.000 GHz	1.000 MHz	2.98411 GHz	-42.76 dBm	-17.76 dB
3.000 GHz	7.000 GHz	1.000 MHz	6.98975 GHz	-37.13 dBm	-12.13 dB
7.000 GHz	10.000 GHz	1.000 MHz	7.41818 GHz	-38.43 dBm	-13.43 dB
10.000 GHz	14.000 GHz	1.000 MHz	10.27522 GHz	-37.31 dBm	-12.31 dB
14.000 GHz	18.000 GHz	1.000 MHz	15.76603 GHz	-34.03 dBm	-9.03 dB
18.000 GHz	27.000 GHz	1.000 MHz	19.80065 GHz	-33.96 dBm	-8.96 dB

Date: 19.MAY.2017 21:34:57

Highest Channel / 1RB99 and 1RB0

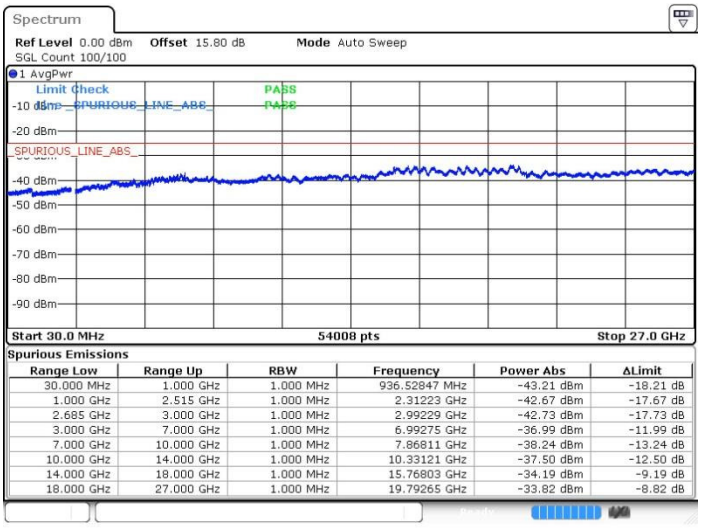

Spurious Emissions

Range Low	Range Up	RBW	Frequency	Power Abs	ΔLimit
30.000 MHz	1.000 GHz	1.000 MHz	936.52847 MHz	-43.21 dBm	-18.21 dB
1.000 GHz	2.515 GHz	1.000 MHz	2.31223 GHz	-42.67 dBm	-17.67 dB
2.685 GHz	3.000 GHz	1.000 MHz	2.99229 GHz	-42.73 dBm	-17.73 dB
3.000 GHz	7.000 GHz	1.000 MHz	6.99275 GHz	-36.99 dBm	-11.99 dB
7.000 GHz	10.000 GHz	1.000 MHz	7.86811 GHz	-38.24 dBm	-13.24 dB
10.000 GHz	14.000 GHz	1.000 MHz	10.33121 GHz	-37.50 dBm	-12.50 dB
14.000 GHz	18.000 GHz	1.000 MHz	15.76803 GHz	-34.19 dBm	-9.19 dB
18.000 GHz	27.000 GHz	1.000 MHz	19.79265 GHz	-33.82 dBm	-8.82 dB

Date: 19.MAY.2017 21:35:53

Highest Channel / FullRB

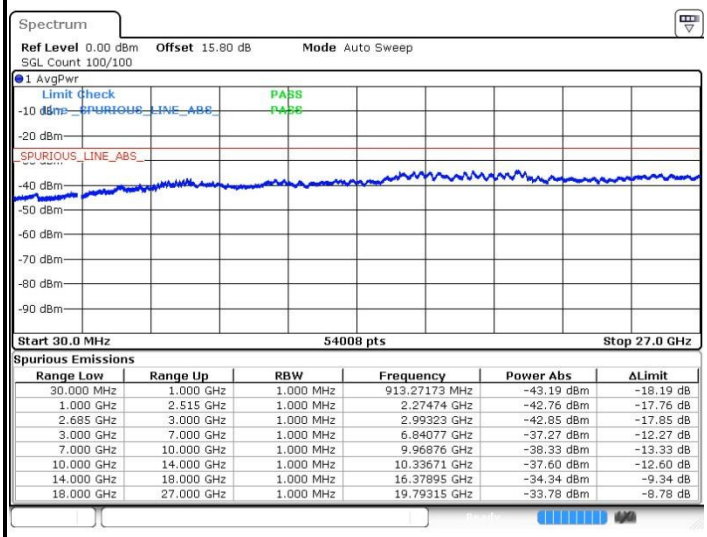

Spurious Emissions

Range Low	Range Up	RBW	Frequency	Power Abs	ΔLimit
30.000 MHz	1.000 GHz	1.000 MHz	913.27173 MHz	-43.19 dBm	-18.19 dB
1.000 GHz	2.515 GHz	1.000 MHz	2.27474 GHz	-42.76 dBm	-17.76 dB
2.685 GHz	3.000 GHz	1.000 MHz	2.99323 GHz	-42.85 dBm	-17.85 dB
3.000 GHz	7.000 GHz	1.000 MHz	6.84077 GHz	-37.27 dBm	-12.27 dB
7.000 GHz	10.000 GHz	1.000 MHz	9.96876 GHz	-38.33 dBm	-13.33 dB
10.000 GHz	14.000 GHz	1.000 MHz	10.33671 GHz	-37.60 dBm	-12.60 dB
14.000 GHz	18.000 GHz	1.000 MHz	16.37895 GHz	-34.34 dBm	-9.34 dB
18.000 GHz	27.000 GHz	1.000 MHz	19.79315 GHz	-33.78 dBm	-8.78 dB

Date: 19.MAY.2017 21:29:35

N/A

Appendix B. Test Results of ERP/EIRP and Radiated Test

ERP/EIRP

LTE Band 2 / 1.4MHz (Average) (GT - LC = 0.3 dB)							
Channel	Mode	RB		Conducted		EIRP	
		Size	Offset	Power (dBm)	Power (Watts)	EIRP(dBm)	EIRP(W)
Lowest	QPSK	1	0	22.41	0.1742	22.71	0.1866
Middle		1	0	22.50	0.1778	22.80	0.1905
Highest		1	0	22.68	0.1854	22.98	0.1986
Lowest	16QAM	1	0	21.74	0.1493	22.04	0.1600
Middle		1	0	21.80	0.1514	22.10	0.1622
Highest		1	0	21.94	0.1563	22.24	0.1675
Lowest	64QAM	1	0	21.67	0.1469	21.97	0.1574
Middle		1	0	21.65	0.1462	21.95	0.1567
Highest		1	0	21.81	0.1517	22.11	0.1626
Limit	EIRP < 2W			Result		PASS	

LTE Band 2 / 3MHz (Average) (GT - LC = 0.3 dB)							
Channel	Mode	RB		Conducted		EIRP	
		Size	Offset	Power (dBm)	Power (Watts)	EIRP(dBm)	EIRP(W)
Lowest	QPSK	1	14	22.04	0.1600	22.34	0.1714
Middle		1	14	22.25	0.1679	22.55	0.1799
Highest		1	14	22.55	0.1799	22.85	0.1928
Lowest	16QAM	1	0	21.32	0.1355	21.62	0.1452
Middle		1	0	21.57	0.1435	21.87	0.1538
Highest		1	0	21.73	0.1489	22.03	0.1596
Lowest	64QAM	1	0	21.29	0.1346	21.59	0.1442
Middle		1	0	21.50	0.1413	21.80	0.1514
Highest		1	0	21.71	0.1483	22.01	0.1589
Limit	EIRP < 2W			Result		PASS	

LTE Band 2 / 5MHz (Average) (GT - LC = 0.3 dB)							
Channel	Mode	RB		Conducted		EIRP	
		Size	Offset	Power (dBm)	Power (Watts)	EIRP(dBm)	EIRP(W)
Lowest	QPSK	1	0	22.09	0.1618	22.39	0.1734
Middle		1	0	22.27	0.1687	22.57	0.1807
Highest		1	0	22.53	0.1791	22.83	0.1919
Lowest	16QAM	1	0	21.39	0.1377	21.69	0.1476
Middle		1	0	21.58	0.1439	21.88	0.1542
Highest		1	0	21.82	0.1521	22.12	0.1629
Lowest	64QAM	1	0	21.35	0.1365	21.65	0.1462
Middle		1	0	21.51	0.1416	21.81	0.1517
Highest		1	0	21.80	0.1514	22.10	0.1622
Limit	EIRP < 2W			Result		PASS	

LTE Band 2 / 10MHz (Average) (GT - LC = 0.3 dB)							
Channel	Mode	RB		Conducted		EIRP	
		Size	Offset	Power (dBm)	Power (Watts)	EIRP(dBm)	EIRP(W)
Lowest	QPSK	1	0	22.40	0.1738	22.70	0.1862
Middle		1	0	22.57	0.1807	22.87	0.1936
Highest		1	0	22.62	0.1828	22.92	0.1959
Lowest	16QAM	1	0	21.69	0.1476	21.99	0.1581
Middle		1	0	21.85	0.1531	22.15	0.1641
Highest		1	0	21.86	0.1535	22.16	0.1644
Lowest	64QAM	1	0	21.60	0.1445	21.90	0.1549
Middle		1	0	21.77	0.1503	22.07	0.1611
Highest		1	0	21.77	0.1503	22.07	0.1611
Limit	EIRP < 2W			Result		PASS	

LTE Band 2 / 15MHz (Average) (GT - LC = 0.3 dB)							
Channel	Mode	RB		Conducted		EIRP	
		Size	Offset	Power (dBm)	Power (Watts)	EIRP(dBm)	EIRP(W)
Lowest	QPSK	1	0	22.27	0.1687	22.57	0.1807
Middle		1	0	22.43	0.1750	22.73	0.1875
Highest		1	0	22.63	0.1832	22.93	0.1963
Lowest	16QAM	1	0	21.56	0.1432	21.86	0.1535
Middle		1	0	21.70	0.1479	22.00	0.1585
Highest		1	0	21.86	0.1535	22.16	0.1644
Lowest	64QAM	1	0	21.50	0.1413	21.80	0.1514
Middle		1	0	21.67	0.1469	21.97	0.1574
Highest		1	0	21.83	0.1524	22.13	0.1633
Limit	EIRP < 2W			Result		PASS	

LTE Band 2 / 20MHz (Average) (GT - LC = 0.3 dB)							
Channel	Mode	RB		Conducted		EIRP	
		Size	Offset	Power (dBm)	Power (Watts)	EIRP(dBm)	EIRP(W)
Lowest	QPSK	1	0	22.48	0.1770	22.78	0.1897
Middle		1	0	22.61	0.1824	22.91	0.1954
Highest		1	0	22.76	0.1888	23.06	0.2023
Lowest	16QAM	1	0	21.78	0.1507	22.08	0.1614
Middle		1	0	21.88	0.1542	22.18	0.1652
Highest		1	0	21.98	0.1578	22.28	0.1690
Lowest	64QAM	1	0	21.74	0.1493	22.04	0.1600
Middle		1	0	21.82	0.1521	22.12	0.1629
Highest		1	0	21.94	0.1563	22.24	0.1675
Limit	EIRP < 2W			Result		PASS	

LTE Band 4 / 1.4MHz (Average) (GT - LC = 0.3 dB)							
Channel	Mode	RB		Conducted		EIRP	
		Size	Offset	Power (dBm)	Power (Watts)	EIRP(dBm)	EIRP(W)
Lowest	QPSK	3	1	22.41	0.1742	22.71	0.1866
Middle		3	1	22.53	0.1791	22.83	0.1919
Highest		3	1	22.68	0.1854	22.98	0.1986
Lowest	16QAM	1	3	21.76	0.1500	22.06	0.1607
Middle		1	3	21.79	0.1510	22.09	0.1618
Highest		1	3	21.94	0.1563	22.24	0.1675
Lowest	64QAM	1	3	21.65	0.1462	21.95	0.1567
Middle		1	3	21.68	0.1472	21.98	0.1578
Highest		1	3	21.82	0.1521	22.12	0.1629
Limit	EIRP < 1W			Result		PASS	

LTE Band 4 / 3MHz (Average) (GT - LC = 0.3 dB)							
Channel	Mode	RB		Conducted		EIRP	
		Size	Offset	Power (dBm)	Power (Watts)	EIRP(dBm)	EIRP(W)
Lowest	QPSK	1	0	22.41	0.1742	22.71	0.1866
Middle		1	0	22.50	0.1778	22.80	0.1905
Highest		1	0	22.68	0.1854	22.98	0.1986
Lowest	16QAM	1	0	21.74	0.1493	22.04	0.1600
Middle		1	0	21.80	0.1514	22.10	0.1622
Highest		1	0	21.94	0.1563	22.24	0.1675
Lowest	64QAM	1	0	21.67	0.1469	21.97	0.1574
Middle		1	0	21.65	0.1462	21.95	0.1567
Highest		1	0	21.81	0.1517	22.11	0.1626
Limit	EIRP < 1W			Result		PASS	

LTE Band 4 / 5MHz (Average) (GT - LC = 0.3 dB)							
Channel	Mode	RB		Conducted		EIRP	
		Size	Offset	Power (dBm)	Power (Watts)	EIRP(dBm)	EIRP(W)
Lowest	QPSK	1	0	22.56	0.1803	22.86	0.1932
Middle		1	0	22.50	0.1778	22.80	0.1905
Highest		1	0	22.69	0.1858	22.99	0.1991
Lowest	16QAM	1	0	21.81	0.1517	22.11	0.1626
Middle		1	0	21.82	0.1521	22.12	0.1629
Highest		1	0	21.96	0.1570	22.26	0.1683
Lowest	64QAM	1	0	21.68	0.1472	21.98	0.1578
Middle		1	0	21.73	0.1489	22.03	0.1596
Highest		1	0	21.88	0.1542	22.18	0.1652
Limit	EIRP < 1W			Result		PASS	

LTE Band 4 / 10MHz (Average) (GT - LC = 0.3 dB)							
Channel	Mode	RB		Conducted		EIRP	
		Size	Offset	Power (dBm)	Power (Watts)	EIRP(dBm)	EIRP(W)
Lowest	QPSK	1	0	22.52	0.1786	22.82	0.1914
Middle		1	0	22.59	0.1816	22.89	0.1945
Highest		1	0	22.79	0.1901	23.09	0.2037
Lowest	16QAM	1	0	21.78	0.1507	22.08	0.1614
Middle		1	0	21.87	0.1538	22.17	0.1648
Highest		1	0	22.00	0.1585	22.30	0.1698
Lowest	64QAM	1	0	21.67	0.1469	21.97	0.1574
Middle		1	0	21.78	0.1507	22.08	0.1614
Highest		1	0	21.90	0.1549	22.20	0.1660
Limit	EIRP < 1W			Result		PASS	

LTE Band 4 / 15MHz (Average) (GT - LC = 0.3 dB)							
Channel	Mode	RB		Conducted		EIRP	
		Size	Offset	Power (dBm)	Power (Watts)	EIRP(dBm)	EIRP(W)
Lowest	QPSK	1	0	22.61	0.1824	22.91	0.1954
Middle		1	0	22.70	0.1862	23.00	0.1995
Highest		1	0	22.69	0.1858	22.99	0.1991
Lowest	16QAM	1	0	21.89	0.1545	22.19	0.1656
Middle		1	0	21.99	0.1581	22.29	0.1694
Highest		1	0	22.00	0.1585	22.30	0.1698
Lowest	64QAM	1	0	21.82	0.1521	22.12	0.1629
Middle		1	0	21.91	0.1552	22.21	0.1663
Highest		1	0	21.91	0.1552	22.21	0.1663
Limit	EIRP < 1W			Result		PASS	

LTE Band 4 / 20MHz (Average) (GT - LC = 0.3 dB)							
Channel	Mode	RB		Conducted		EIRP	
		Size	Offset	Power (dBm)	Power (Watts)	EIRP(dBm)	EIRP(W)
Lowest	QPSK	1	0	22.67	0.1849	22.97	0.1982
Middle		1	0	22.71	0.1866	23.01	0.2000
Highest		1	0	22.80	0.1905	23.10	0.2042
Lowest	16QAM	1	0	21.89	0.1545	22.19	0.1656
Middle		1	0	21.98	0.1578	22.28	0.1690
Highest		1	0	22.04	0.1600	22.34	0.1714
Lowest	64QAM	1	0	21.83	0.1524	22.13	0.1633
Middle		1	0	21.89	0.1545	22.19	0.1656
Highest		1	0	21.95	0.1567	22.25	0.1679
Limit	EIRP < 1W			Result		PASS	

LTE Band 5 / 1.4MHz (Average) (GT - LC = -0.5 dB)							
Channel	Mode	RB		Conducted		ERP	
		Size	Offset	Power (dBm)	Power (Watts)	ERP(dBm)	ERP(W)
Lowest	QPSK	3	1	23.10	0.2042	20.45	0.1109
Middle		3	1	22.99	0.1991	20.34	0.1081
Highest		3	1	22.86	0.1932	20.21	0.1050
Lowest	16QAM	1	3	22.25	0.1679	19.60	0.0912
Middle		1	3	22.18	0.1652	19.53	0.0897
Highest		1	3	22.06	0.1607	19.41	0.0873
Lowest	64QAM	1	3	21.28	0.1343	18.63	0.0729
Middle		1	3	21.27	0.1340	18.62	0.0728
Highest		1	3	21.07	0.1279	18.42	0.0695
Limit	ERP < 7W			Result		PASS	

LTE Band 5 / 3MHz (Average) (GT - LC = -0.5 dB)							
Channel	Mode	RB		Conducted		ERP	
		Size	Offset	Power (dBm)	Power (Watts)	ERP(dBm)	ERP(W)
Lowest	QPSK	1	0	23.12	0.2051	20.47	0.1114
Middle		1	0	22.96	0.1977	20.31	0.1074
Highest		1	0	22.89	0.1945	20.24	0.1057
Lowest	16QAM	1	8	22.26	0.1683	19.61	0.0914
Middle		1	8	22.19	0.1656	19.54	0.0899
Highest		1	8	21.95	0.1567	19.30	0.0851
Lowest	64QAM	1	0	21.29	0.1346	18.64	0.0731
Middle		1	0	21.20	0.1318	18.55	0.0716
Highest		1	0	21.13	0.1297	18.48	0.0705
Limit	ERP < 7W			Result		PASS	

LTE Band 5 / 5MHz (Average) (GT - LC = -0.5 dB)							
Channel	Mode	RB		Conducted		ERP	
		Size	Offset	Power (dBm)	Power (Watts)	ERP(dBm)	ERP(W)
Lowest	QPSK	1	0	23.14	0.2061	20.49	0.1119
Middle		1	0	23.00	0.1995	20.35	0.1084
Highest		1	0	22.90	0.1950	20.25	0.1059
Lowest	16QAM	1	0	22.30	0.1698	19.65	0.0923
Middle		1	0	22.20	0.1660	19.55	0.0902
Highest		1	0	22.13	0.1633	19.48	0.0887
Lowest	64QAM	1	0	21.32	0.1355	18.67	0.0736
Middle		1	0	21.32	0.1355	18.67	0.0736
Highest		1	0	21.13	0.1297	18.48	0.0705
Limit	ERP < 7W			Result		PASS	

LTE Band 5 / 10MHz (Average) (GT - LC = -0.5 dB)							
Channel	Mode	RB		Conducted		ERP	
		Size	Offset	Power (dBm)	Power (Watts)	ERP(dBm)	ERP(W)
Lowest	QPSK	1	0	23.15	0.2065	20.50	0.1122
Middle		1	0	23.02	0.2004	20.37	0.1089
Highest		1	0	22.97	0.1982	20.32	0.1076
Lowest	16QAM	1	0	22.31	0.1702	19.66	0.0925
Middle		1	0	22.26	0.1683	19.61	0.0914
Highest		1	0	22.23	0.1671	19.58	0.0908
Lowest	64QAM	1	0	21.36	0.1368	18.71	0.0743
Middle		1	0	21.28	0.1343	18.63	0.0729
Highest		1	0	21.27	0.1340	18.62	0.0728
Limit	ERP < 7W			Result		PASS	

LTE Band 7 / 5MHz (Average) (GT - LC = -0.9 dB)							
Channel	Mode	RB		Conducted		EIRP	
		Size	Offset	Power (dBm)	Power (Watts)	EIRP(dBm)	EIRP(W)
Lowest	QPSK	1	0	22.76	0.1888	21.86	0.1535
Middle		1	0	22.73	0.1875	21.83	0.1524
Highest		1	0	22.66	0.1845	21.76	0.1500
Lowest	16QAM	1	12	22.03	0.1596	21.13	0.1297
Middle		1	12	22.02	0.1592	21.12	0.1294
Highest		1	12	21.91	0.1552	21.01	0.1262
Lowest	64QAM	1	12	20.93	0.1239	20.03	0.1007
Middle		1	12	20.92	0.1236	20.02	0.1005
Highest		1	12	20.82	0.1208	19.92	0.0982
Limit	EIRP < 2W			Result		PASS	

LTE Band 7 / 10MHz (Average) (GT - LC = -0.9 dB)							
Channel	Mode	RB		Conducted		EIRP	
		Size	Offset	Power (dBm)	Power (Watts)	EIRP(dBm)	EIRP(W)
Lowest	QPSK	1	0	22.79	0.1901	21.89	0.1545
Middle		1	0	22.75	0.1884	21.85	0.1531
Highest		1	0	22.67	0.1849	21.77	0.1503
Lowest	16QAM	1	0	22.06	0.1607	21.16	0.1306
Middle		1	0	22.02	0.1592	21.12	0.1294
Highest		1	0	21.91	0.1552	21.01	0.1262
Lowest	64QAM	1	25	20.96	0.1247	20.06	0.1014
Middle		1	25	20.92	0.1236	20.02	0.1005
Highest		1	25	20.81	0.1205	19.91	0.0979
Limit	EIRP < 2W			Result		PASS	

LTE Band 7 / 15MHz (Average) (GT - LC = -0.9 dB)							
Channel	Mode	RB		Conducted		EIRP	
		Size	Offset	Power (dBm)	Power (Watts)	EIRP(dBm)	EIRP(W)
Lowest	QPSK	1	0	22.80	0.1905	21.90	0.1549
Middle		1	0	22.85	0.1928	21.95	0.1567
Highest		1	0	22.75	0.1884	21.85	0.1531
Lowest	16QAM	1	0	22.09	0.1618	21.19	0.1315
Middle		1	0	22.14	0.1637	21.24	0.1330
Highest		1	0	22.00	0.1585	21.10	0.1288
Lowest	64QAM	1	0	21.03	0.1268	20.13	0.1030
Middle		1	0	21.10	0.1288	20.20	0.1047
Highest		1	0	20.95	0.1245	20.05	0.1012
Limit	EIRP < 2W			Result		PASS	

LTE Band 7 / 20MHz (Average) (GT - LC = -0.9 dB)							
Channel	Mode	RB		Conducted		EIRP	
		Size	Offset	Power (dBm)	Power (Watts)	EIRP(dBm)	EIRP(W)
Lowest	QPSK	1	0	22.85	0.1928	21.95	0.1567
Middle		1	0	22.89	0.1945	21.99	0.1581
Highest		1	0	22.73	0.1875	21.83	0.1524
Lowest	16QAM	1	0	22.13	0.1633	21.23	0.1327
Middle		1	0	22.13	0.1633	21.23	0.1327
Highest		1	0	22.01	0.1589	21.11	0.1291
Lowest	64QAM	1	0	21.02	0.1265	20.12	0.1028
Middle		1	0	21.09	0.1285	20.19	0.1045
Highest		1	0	20.93	0.1239	20.03	0.1007
Limit	EIRP < 2W			Result		PASS	

LTE Band 12 / 1.4MHz (Average) (GT - LC = -0.5 dB)							
Channel	Mode	RB		Conducted		ERP	
		Size	Offset	Power (dBm)	Power (Watts)	ERP(dBm)	ERP(W)
Lowest	QPSK	3	1	22.93	0.1963	20.28	0.1067
Middle		3	1	22.83	0.1919	20.18	0.1042
Highest		3	1	22.84	0.1923	20.19	0.1045
Lowest	16QAM	1	3	22.17	0.1648	19.52	0.0895
Middle		1	3	22.01	0.1589	19.36	0.0863
Highest		1	3	22.06	0.1607	19.41	0.0873
Lowest	64QAM	1	3	21.01	0.1262	18.36	0.0685
Middle		1	3	21.06	0.1276	18.41	0.0693
Highest		1	3	21.03	0.1268	18.38	0.0689
Limit	ERP < 3W			Result		PASS	

LTE Band 12 / 3MHz (Average) (GT - LC = -0.5 dB)							
Channel	Mode	RB		Conducted		ERP	
		Size	Offset	Power (dBm)	Power (Watts)	ERP(dBm)	ERP(W)
Lowest	QPSK	1	0	22.78	0.1897	20.13	0.1030
Middle		1	0	22.82	0.1914	20.17	0.1040
Highest		1	0	22.83	0.1919	20.18	0.1042
Lowest	16QAM	1	8	22.04	0.1600	19.39	0.0869
Middle		1	8	22.03	0.1596	19.38	0.0867
Highest		1	8	22.08	0.1614	19.43	0.0877
Lowest	64QAM	1	8	21.02	0.1265	18.37	0.0687
Middle		1	8	21.07	0.1279	18.42	0.0695
Highest		1	8	21.05	0.1274	18.40	0.0692
Limit	ERP < 3W			Result		PASS	

LTE Band 12 / 5MHz (Average) (GT - LC = -0.5 dB)							
Channel	Mode	RB		Conducted		ERP	
		Size	Offset	Power (dBm)	Power (Watts)	ERP(dBm)	ERP(W)
Lowest	QPSK	1	24	22.88	0.1941	20.23	0.1054
Middle		1	24	22.82	0.1914	20.17	0.1040
Highest		1	24	22.83	0.1919	20.18	0.1042
Lowest	16QAM	1	24	22.24	0.1675	19.59	0.0910
Middle		1	24	21.99	0.1581	19.34	0.0859
Highest		1	24	22.07	0.1611	19.42	0.0875
Lowest	64QAM	1	24	21.13	0.1297	18.48	0.0705
Middle		1	24	21.03	0.1268	18.38	0.0689
Highest		1	24	21.07	0.1279	18.42	0.0695
Limit	ERP < 3W			Result		PASS	

LTE Band 12 / 10MHz (Average) (GT - LC = -0.5 dB)							
Channel	Mode	RB		Conducted		ERP	
		Size	Offset	Power (dBm)	Power (Watts)	ERP(dBm)	ERP(W)
Lowest	QPSK	1	0	22.95	0.1972	20.30	0.1072
Middle		1	0	22.74	0.1879	20.09	0.1021
Highest		1	0	22.79	0.1901	20.14	0.1033
Lowest	16QAM	1	25	22.13	0.1633	19.48	0.0887
Middle		1	25	22.02	0.1592	19.37	0.0865
Highest		1	25	22.02	0.1592	19.37	0.0865
Lowest	64QAM	1	25	21.15	0.1303	18.50	0.0708
Middle		1	25	21.09	0.1285	18.44	0.0698
Highest		1	25	21.03	0.1268	18.38	0.0689
Limit	ERP < 3W			Result		PASS	

LTE Band 17 / 5MHz (Average) (GT - LC = -0.5 dB)							
Channel	Mode	RB		Conducted		ERP	
		Size	Offset	Power (dBm)	Power (Watts)	ERP(dBm)	ERP(W)
Lowest	QPSK	1	12	22.83	0.1919	20.18	0.1042
Middle		1	12	22.79	0.1901	20.14	0.1033
Highest		1	12	22.74	0.1879	20.09	0.1021
Lowest	16QAM	1	12	22.08	0.1614	19.43	0.0877
Middle		1	12	22.00	0.1585	19.35	0.0861
Highest		1	12	22.02	0.1592	19.37	0.0865
Lowest	64QAM	1	12	21.08	0.1282	18.43	0.0697
Middle		1	12	20.99	0.1256	18.34	0.0682
Highest		1	12	20.98	0.1253	18.33	0.0681
Limit	ERP < 3W			Result		PASS	

LTE Band 17 / 10MHz (Average) (GT - LC = -0.5 dB)							
Channel	Mode	RB		Conducted		ERP	
		Size	Offset	Power (dBm)	Power (Watts)	ERP(dBm)	ERP(W)
Lowest	QPSK	1	0	22.70	0.1862	20.05	0.1012
Middle		1	0	22.70	0.1862	20.05	0.1012
Highest		1	0	22.84	0.1923	20.19	0.1045
Lowest	16QAM	1	49	22.05	0.1603	19.40	0.0871
Middle		1	49	22.03	0.1596	19.38	0.0867
Highest		1	49	22.00	0.1585	19.35	0.0861
Lowest	64QAM	1	0	20.99	0.1256	18.34	0.0682
Middle		1	0	20.95	0.1245	18.30	0.0676
Highest		1	0	21.07	0.1279	18.42	0.0695
Limit	ERP < 3W			Result		PASS	

LTE Band 41 / 5MHz (Average) (GT - LC = -0.9 dB)							
Channel	Mode	RB		Conducted		EIRP	
		Size	Offset	Power (dBm)	Power (Watts)	EIRP(dBm)	EIRP(W)
Lowest	QPSK	1	0	22.63	0.1832	21.73	0.1489
Middle		1	0	22.68	0.1854	21.78	0.1507
Highest		1	0	22.68	0.1854	21.78	0.1507
Lowest	16QAM	1	12	21.71	0.1483	20.81	0.1205
Middle		1	12	21.74	0.1493	20.84	0.1213
Highest		1	12	21.58	0.1439	20.68	0.1169
Lowest	64QAM	1	24	20.47	0.1114	19.57	0.0906
Middle		1	24	20.54	0.1132	19.64	0.0920
Highest		1	24	20.35	0.1084	19.45	0.0881
Limit	EIRP < 2W			Result		PASS	

LTE Band 41 / 10MHz (Average) (GT - LC = -0.9 dB)							
Channel	Mode	RB		Conducted		EIRP	
		Size	Offset	Power (dBm)	Power (Watts)	EIRP(dBm)	EIRP(W)
Lowest	QPSK	1	25	22.62	0.1828	21.72	0.1486
Middle		1	25	22.69	0.1858	21.79	0.1510
Highest		1	25	22.71	0.1866	21.81	0.1517
Lowest	16QAM	1	0	21.75	0.1496	20.85	0.1216
Middle		1	0	21.82	0.1521	20.92	0.1236
Highest		1	0	21.67	0.1469	20.77	0.1194
Lowest	64QAM	1	25	20.47	0.1114	19.57	0.0906
Middle		1	25	20.53	0.1130	19.63	0.0918
Highest		1	25	20.37	0.1089	19.47	0.0885
Limit	EIRP < 2W			Result		PASS	

LTE Band 41 / 15MHz (Average) (GT - LC = -0.9 dB)							
Channel	Mode	RB		Conducted		EIRP	
		Size	Offset	Power (dBm)	Power (Watts)	EIRP(dBm)	EIRP(W)
Lowest	QPSK	1	0	22.69	0.1858	21.79	0.1510
Middle		1	0	22.75	0.1884	21.85	0.1531
Highest		1	0	22.63	0.1832	21.73	0.1489
Lowest	16QAM	1	0	21.84	0.1528	20.94	0.1242
Middle		1	0	21.82	0.1521	20.92	0.1236
Highest		1	0	21.73	0.1489	20.83	0.1211
Lowest	64QAM	1	0	20.51	0.1125	19.61	0.0914
Middle		1	0	20.61	0.1151	19.71	0.0935
Highest		1	0	20.47	0.1114	19.57	0.0906
Limit	EIRP < 2W			Result		PASS	

LTE Band 41 / 20MHz (Average) (GT - LC = -0.9 dB)							
Channel	Mode	RB		Conducted		EIRP	
		Size	Offset	Power (dBm)	Power (Watts)	EIRP(dBm)	EIRP(W)
Lowest	QPSK	1	0	22.72	0.1871	21.82	0.1521
Middle		1	0	22.83	0.1919	21.93	0.1560
Highest		1	0	22.69	0.1858	21.79	0.1510
Lowest	16QAM	1	0	21.87	0.1538	20.97	0.1250
Middle		1	0	21.82	0.1521	20.92	0.1236
Highest		1	0	21.68	0.1472	20.78	0.1197
Lowest	64QAM	1	0	20.58	0.1143	19.68	0.0929
Middle		1	0	20.55	0.1135	19.65	0.0923
Highest		1	0	20.41	0.1099	19.51	0.0893
Limit	EIRP < 2W			Result		PASS	

LTE Band 26 / 1.4MHz (Average) (GT - LC = -0.5 dB)							
Channel	Mode	RB		Conducted		ERP	
		Size	Offset	Power (dBm)	Power (Watts)	ERP(dBm)	ERP(W)
Lowest	QPSK	3	1	23.31	0.2143	20.66	0.1164
Middle		3	1	23.11	0.2046	20.46	0.1112
Highest		3	1	22.93	0.1963	20.28	0.1067
Lowest	16QAM	1	3	22.50	0.1778	19.85	0.0966
Middle		1	3	22.29	0.1694	19.64	0.0920
Highest		1	3	22.11	0.1626	19.46	0.0883
Lowest	64QAM	1	3	21.39	0.1377	18.74	0.0748
Middle		1	3	21.31	0.1352	18.66	0.0735
Highest		1	3	21.14	0.1300	18.49	0.0706
Limit	ERP < 7W			Result		PASS	

LTE Band 26 / 3MHz (Average) (GT - LC = -0.5 dB)							
Channel	Mode	RB		Conducted		ERP	
		Size	Offset	Power (dBm)	Power (Watts)	ERP(dBm)	ERP(W)
Lowest	QPSK	1	0	23.29	0.2133	20.64	0.1159
Middle		1	0	23.10	0.2042	20.45	0.1109
Highest		1	0	22.95	0.1972	20.30	0.1072
Lowest	16QAM	1	0	22.51	0.1782	19.86	0.0968
Middle		1	0	22.29	0.1694	19.64	0.0920
Highest		1	0	22.20	0.1660	19.55	0.0902
Lowest	64QAM	1	0	21.30	0.1349	18.65	0.0733
Middle		1	0	21.17	0.1309	18.52	0.0711
Highest		1	0	21.07	0.1279	18.42	0.0695
Limit	ERP < 7W			Result		PASS	

LTE Band 26 / 5MHz (Average) (GT - LC = -0.5 dB)							
Channel	Mode	RB		Conducted		ERP	
		Size	Offset	Power (dBm)	Power (Watts)	ERP(dBm)	ERP(W)
Lowest	QPSK	1	0	23.22	0.2099	20.57	0.1140
Middle		1	0	23.14	0.2061	20.49	0.1119
Highest		1	0	22.97	0.1982	20.32	0.1076
Lowest	16QAM	1	0	22.52	0.1786	19.87	0.0971
Middle		1	0	22.32	0.1706	19.67	0.0927
Highest		1	0	22.19	0.1656	19.54	0.0899
Lowest	64QAM	1	0	21.40	0.1380	18.75	0.0750
Middle		1	0	21.27	0.1340	18.62	0.0728
Highest		1	0	21.17	0.1309	18.52	0.0711
Limit	ERP < 7W			Result		PASS	

LTE Band 26 / 10MHz (Average) (GT - LC = -0.5 dB)							
Channel	Mode	RB		Conducted		ERP	
		Size	Offset	Power (dBm)	Power (Watts)	ERP(dBm)	ERP(W)
Lowest	QPSK	1	0	23.19	0.2084	20.54	0.1132
Middle		1	0	23.17	0.2075	20.52	0.1127
Highest		1	0	23.04	0.2014	20.39	0.1094
Lowest	16QAM	1	0	22.41	0.1742	19.76	0.0946
Middle		1	0	22.34	0.1714	19.69	0.0931
Highest		1	0	22.29	0.1694	19.64	0.0920
Lowest	64QAM	1	0	21.42	0.1387	18.77	0.0753
Middle		1	0	21.33	0.1358	18.68	0.0738
Highest		1	0	21.26	0.1337	18.61	0.0726
Limit	ERP < 7W			Result		PASS	

LTE Band 26 / 15MHz (Average) (GT - LC = -0.5 dB)							
Channel	Mode	RB		Conducted		ERP	
		Size	Offset	Power (dBm)	Power (Watts)	ERP(dBm)	ERP(W)
Lowest	QPSK	1	0	23.32	0.2148	20.67	0.1167
Middle		1	0	23.17	0.2075	20.52	0.1127
Highest		1	0	23.09	0.2037	20.44	0.1107
Lowest	16QAM	1	0	22.45	0.1758	19.80	0.0955
Middle		1	0	22.41	0.1742	19.76	0.0946
Highest		1	0	22.36	0.1722	19.71	0.0935
Lowest	64QAM	1	0	21.45	0.1396	18.80	0.0759
Middle		1	0	21.40	0.1380	18.75	0.0750
Highest		1	0	21.35	0.1365	18.70	0.0741
Limit	ERP < 7W			Result		PASS	

LTE Band 38 / 5MHz (Peak) (GT - LC = -0.9 dB)							
Channel	Mode	RB		Conducted		EIRP	
		Size	Offset	Power (dBm)	Power (Watts)	EIRP(dBm)	EIRP(W)
Lowest	QPSK	1	0	22.68	0.1854	21.78	0.1507
Middle		1	0	22.75	0.1884	21.85	0.1531
Highest		1	0	22.61	0.1824	21.71	0.1483
Lowest	16QAM	1	0	21.75	0.1496	20.85	0.1216
Middle		1	0	21.82	0.1521	20.92	0.1236
Highest		1	0	21.65	0.1462	20.75	0.1189
Lowest	64QAM	1	24	20.91	0.1233	20.01	0.1002
Middle		1	24	20.72	0.1180	19.82	0.0959
Highest		1	24	20.79	0.1199	19.89	0.0975
Limit	EIRP < 2W			Result		PASS	

LTE Band 38 / 10MHz (Peak) (GT - LC = -0.9 dB)							
Channel	Mode	RB		Conducted		EIRP	
		Size	Offset	Power (dBm)	Power (Watts)	EIRP(dBm)	EIRP(W)
Lowest	QPSK	1	49	22.76	0.1888	21.86	0.1535
Middle		1	49	22.66	0.1845	21.76	0.1500
Highest		1	49	22.53	0.1791	21.63	0.1455
Lowest	16QAM	1	0	21.86	0.1535	20.96	0.1247
Middle		1	0	21.80	0.1514	20.90	0.1230
Highest		1	0	21.72	0.1486	20.82	0.1208
Lowest	64QAM	1	25	20.87	0.1222	19.97	0.0993
Middle		1	25	20.83	0.1211	19.93	0.0984
Highest		1	25	20.71	0.1178	19.81	0.0957
Limit	EIRP < 2W			Result		PASS	

LTE Band 38 / 15MHz (Peak) (GT - LC = -0.9 dB)							
Channel	Mode	RB		Conducted		EIRP	
		Size	Offset	Power (dBm)	Power (Watts)	EIRP(dBm)	EIRP(W)
Lowest	QPSK	1	0	22.85	0.1928	21.95	0.1567
Middle		1	0	22.84	0.1923	21.94	0.1563
Highest		1	0	22.73	0.1875	21.83	0.1524
Lowest	16QAM	1	0	21.87	0.1538	20.97	0.1250
Middle		1	0	21.90	0.1549	21.00	0.1259
Highest		1	0	21.80	0.1514	20.90	0.1230
Lowest	64QAM	1	0	20.85	0.1216	19.95	0.0989
Middle		1	0	20.79	0.1199	19.89	0.0975
Highest		1	0	20.81	0.1205	19.91	0.0979
Limit	EIRP < 2W			Result		PASS	

LTE Band 38 / 20MHz (Peak) (GT - LC = -0.9 dB)							
Channel	Mode	RB		Conducted		EIRP	
		Size	Offset	Power (dBm)	Power (Watts)	EIRP(dBm)	EIRP(W)
Lowest	QPSK	1	0	22.74	0.1879	21.84	0.1528
Middle		1	0	22.86	0.1932	21.96	0.1570
Highest		1	0	22.79	0.1901	21.89	0.1545
Lowest	16QAM	1	0	21.84	0.1528	20.94	0.1242
Middle		1	0	21.89	0.1545	20.99	0.1256
Highest		1	0	21.90	0.1549	21.00	0.1259
Lowest	64QAM	1	0	20.90	0.1230	20.00	0.1000
Middle		1	0	20.82	0.1208	19.92	0.0982
Highest		1	0	20.79	0.1199	19.89	0.0975
Limit	EIRP < 2W			Result		PASS	

LTE Band 41_CA / 20 + 20 MHz (Peak) (GT - LC = -0.9 dB)									
Channel	Mode	PCC RB		SCC RB		Conducted		EIRP	
		Size	Offset	Size	Offset	Power (dBm)	Power (Watts)	EIRP(dBm)	EIRP(W)
Lowest	QPSK	1	99	1	0	23.18	0.2080	22.28	0.1690
Middle		1	99	1	0	23.91	0.2460	23.01	0.2000
Highest		1	99	1	0	23.14	0.2061	22.24	0.1675
Lowest	16QAM	1	99	1	0	22.24	0.1675	21.34	0.1361
Middle		1	99	1	0	22.88	0.1941	21.98	0.1578
Highest		1	99	1	0	22.18	0.1652	21.28	0.1343
Lowest	64QAM	1	0	0	0	20.36	0.1086	19.46	0.0883
Middle		1	0	0	0	21.16	0.1306	20.26	0.1062
Highest		1	0	0	0	20.59	0.1146	19.69	0.0931
Limit	EIRP < 2W					Result		PASS	

LTE Band 41_CA / 20 + 15 MHz (Peak) (GT - LC = -0.9 dB)									
Channel	Mode	PCC RB		SCC RB		Conducted		EIRP	
		Size	Offset	Size	Offset	Power (dBm)	Power (Watts)	EIRP(dBm)	EIRP(W)
Lowest	QPSK	1	99	1	0	22.98	0.1986	22.08	0.1614
Middle		1	99	1	0	23.84	0.2421	22.94	0.1968
Highest		1	99	1	0	22.97	0.1982	22.07	0.1611
Lowest	16QAM	1	99	1	0	22.23	0.1671	21.33	0.1358
Middle		1	99	1	0	22.75	0.1884	21.85	0.1531
Highest		1	99	1	0	22.11	0.1626	21.21	0.1321
Lowest	64QAM	1	99	1	0	20.02	0.1005	19.12	0.0817
Middle		1	99	1	0	20.41	0.1099	19.51	0.0893
Highest		1	99	1	0	20.01	0.1002	19.11	0.0815
Limit	EIRP < 2W					Result		PASS	

LTE Band 41_CA / 15 + 20 MHz (Peak) (GT - LC = -0.9 dB)									
Channel	Mode	PCC RB		SCC RB		Conducted		EIRP	
		Size	Offset	Size	Offset	Power (dBm)	Power (Watts)	EIRP(dBm)	EIRP(W)
Lowest	QPSK	1	74	1	0	22.75	0.1884	21.85	0.1531
Middle		1	74	1	0	24.05	0.2541	23.15	0.2065
Highest		1	74	1	0	22.90	0.1950	22.00	0.1585
Lowest	16QAM	1	74	1	0	22.11	0.1626	21.21	0.1321
Middle		1	74	1	0	23.08	0.2032	22.18	0.1652
Highest		1	74	1	0	22.10	0.1622	21.20	0.1318
Lowest	64QAM	1	74	1	0	19.96	0.0991	19.06	0.0805
Middle		1	74	1	0	20.65	0.1161	19.75	0.0944
Highest		1	74	1	0	19.99	0.0998	19.09	0.0811
Limit	EIRP < 2W					Result		PASS	

LTE Band 41_CA / 20 + 10 MHz (Peak) (GT - LC = -0.9 dB)									
Channel	Mode	PCC RB		SCC RB		Conducted		EIRP	
		Size	Offset	Size	Offset	Power (dBm)	Power (Watts)	EIRP(dBm)	EIRP(W)
Lowest	QPSK	1	99	1	0	22.87	0.1936	21.97	0.1574
Middle		1	99	1	0	23.90	0.2455	23.00	0.1995
Highest		1	99	1	0	22.92	0.1959	22.02	0.1592
Lowest	16QAM	1	99	1	0	22.21	0.1663	21.31	0.1352
Middle		1	99	1	0	22.89	0.1945	21.99	0.1581
Highest		1	99	1	0	22.09	0.1618	21.19	0.1315
Lowest	64QAM	1	99	1	0	20.01	0.1002	19.11	0.0815
Middle		1	99	1	0	20.54	0.1132	19.64	0.0920
Highest		1	99	1	0	19.95	0.0989	19.05	0.0804
Limit	EIRP < 2W					Result		PASS	

LTE Band 41_CA / 10 + 20 MHz (Average) (GT - LC = -0.9 dB)									
Channel	Mode	PCC RB		SCC RB		Conducted		EIRP	
		Size	Offset	Size	Offset	Power (dBm)	Power (Watts)	EIRP(dBm)	EIRP(W)
Lowest	QPSK	1	49	1	0	22.84	0.1923	21.94	0.1563
Middle		1	49	1	0	23.62	0.2301	22.72	0.1871
Highest		1	49	1	0	22.91	0.1954	22.01	0.1589
Lowest	16QAM	1	49	1	0	22.24	0.1675	21.34	0.1361
Middle		1	49	1	0	22.55	0.1799	21.65	0.1462
Highest		1	49	1	0	22.01	0.1589	21.11	0.1291
Lowest	64QAM	1	49	1	0	20.01	0.1002	19.11	0.0815
Middle		1	49	1	0	20.25	0.1059	19.35	0.0861
Highest		1	49	1	0	19.98	0.0995	19.08	0.0809
Limit	EIRP < 2W					Result		PASS	

LTE Band 41_CA / 20 + 5 MHz (Average) (GT - LC = -0.9 dB)									
Channel	Mode	PCC RB		SCC RB		Conducted		EIRP	
		Size	Offset	Size	Offset	Power (dBm)	Power (Watts)	EIRP(dBm)	EIRP(W)
Lowest	QPSK	1	99	1	0	22.84	0.1923	21.94	0.1563
Middle		1	99	1	0	23.53	0.2254	22.63	0.1832
Highest		1	99	1	0	22.86	0.1932	21.96	0.1570
Lowest	16QAM	1	99	1	0	22.19	0.1656	21.29	0.1346
Middle		1	99	1	0	22.61	0.1824	21.71	0.1483
Highest		1	99	1	0	22.10	0.1622	21.20	0.1318
Lowest	64QAM	1	99	1	0	20.06	0.1014	19.16	0.0824
Middle		1	99	1	0	20.31	0.1074	19.41	0.0873
Highest		1	99	1	0	20.08	0.1019	19.18	0.0828
Limit	EIRP < 2W					Result		PASS	

LTE Band 41_CA / 5 + 20MHz (Average) (GT - LC = -0.9 dB)									
Channel	Mode	PCC RB		SCC RB		Conducted		EIRP	
		Size	Offset	Size	Offset	Power (dBm)	Power (Watts)	EIRP(dBm)	EIRP(W)
Lowest	QPSK	1	24	1	0	22.97	0.1982	22.07	0.1611
Middle		1	24	1	0	24.05	0.2541	23.15	0.2065
Highest		1	24	1	0	22.91	0.1954	22.01	0.1589
Lowest	16QAM	1	24	1	0	22.21	0.1663	21.31	0.1352
Middle		1	24	1	0	22.91	0.1954	22.01	0.1589
Highest		1	24	1	0	22.04	0.1600	21.14	0.1300
Lowest	64QAM	1	24	1	0	20.05	0.1012	19.15	0.0822
Middle		1	24	1	0	20.61	0.1151	19.71	0.0935
Highest		1	24	1	0	19.95	0.0989	19.05	0.0804
Limit	EIRP < 2W					Result		PASS	

LTE Band 41_CA / 15 + 15 MHz (Average) (GT - LC = -0.9 dB)									
Channel	Mode	PCC RB		SCC RB		Conducted		EIRP	
		Size	Offset	Size	Offset	Power (dBm)	Power (Watts)	EIRP(dBm)	EIRP(W)
Lowest	QPSK	1	74	1	0	22.94	0.1968	22.04	0.1600
Middle		1	74	1	0	23.55	0.2265	22.65	0.1841
Highest		1	74	1	0	22.85	0.1928	21.95	0.1567
Lowest	16QAM	1	74	1	0	22.21	0.1663	21.31	0.1352
Middle		1	74	1	0	22.65	0.1841	21.75	0.1496
Highest		1	74	1	0	22.19	0.1656	21.29	0.1346
Lowest	64QAM	1	74	1	0	20.01	0.1002	19.11	0.0815
Middle		1	74	1	0	20.01	0.1002	19.11	0.0815
Highest		1	74	1	0	20.06	0.1014	19.16	0.0824
Limit	EIRP < 2W					Result		PASS	

LTE Band 38_CA / 20 + 20MHz (Average) (GT - LC = -0.9 dB)									
Channel	Mode	PCC RB		SCC RB		Conducted		EIRP	
		Size	Offset	Size	Offset	Power (dBm)	Power (Watts)	EIRP(dBm)	EIRP(W)
Lowest	QPSK	1	99	1	0	23.67	0.2328	22.77	0.1892
Middle		1	99	1	0	23.75	0.2371	22.85	0.1928
Highest		1	99	1	0	23.35	0.2163	22.45	0.1758
Lowest	16QAM	1	99	1	0	22.76	0.1888	21.86	0.1535
Middle		1	99	1	0	22.75	0.1884	21.85	0.1531
Highest		1	99	1	0	23.17	0.2075	22.27	0.1687
Lowest	64QAM	0	0	1	99	22.00	0.1585	21.10	0.1288
Middle		0	0	1	99	20.67	0.1167	19.77	0.0948
Highest		0	0	1	99	20.81	0.1205	19.91	0.0979
Limit	EIRP < 2W					Result		PASS	

LTE Band 38_CA / 15 + 15 MHz (Average) (GT - LC = -0.9 dB)									
Channel	Mode	PCC RB		SCC RB		Conducted		EIRP	
		Size	Offset	Size	Offset	Power (dBm)	Power (Watts)	EIRP(dBm)	EIRP(W)
Lowest	QPSK	1	74	1	0	23.97	0.2495	23.07	0.2028
Middle		1	74	1	0	23.30	0.2138	22.40	0.1738
Highest		1	74	1	0	23.76	0.2377	22.86	0.1932
Lowest	16QAM	1	74	1	0	22.97	0.1982	22.07	0.1611
Middle		1	74	1	0	22.96	0.1977	22.06	0.1607
Highest		1	74	1	0	22.95	0.1972	22.05	0.1603
Lowest	64QAM	1	74	1	0	20.81	0.1205	19.91	0.0979
Middle		1	74	1	0	20.80	0.1202	19.90	0.0977
Highest		1	74	1	0	20.66	0.1164	19.76	0.0946
Limit	EIRP < 2W					Result		PASS	

Radiated Spurious Emission

LTE Band 2

LTE Band 2 / 1.4MHz / QPSK									
Channel	Frequency (MHz)	EIRP (dBm)	Limit (dBm)	Over Limit (dB)	SPA Reading (dBm)	S.G. Power (dBm)	TX Cable loss (dB)	TX Antenna Gain (dBi)	Polarization (H/V)
Lowest	3702	-63.45	-13	-50.45	-58.77	-70.02	1.67	8.24	H
	5552	-62.75	-13	-49.75	-65.4	-69.82	2.65	9.72	H
	7402	-62.87	-13	-49.87	-66.94	-72.01	2.46	11.60	H
	11100	-50.05	-13	-37.05	-60.91	-59.82	2.69	12.46	H
									H
									H
	3702	-61.95	-13	-48.95	-57.31	-68.52	1.67	8.24	V
	5552	-61.48	-13	-48.48	-65.18	-68.55	2.65	9.72	V
	7402	-62.67	-13	-49.67	-66.77	-71.81	2.46	11.60	V
	11100	-46.25	-13	-33.25	-56.9	-56.02	2.69	12.46	V
									V
									V
Middle	3762	-64.39	-13	-51.39	-59.67	-71.02	1.69	8.31	H
	5636	-62.97	-13	-49.97	-65.81	-70.02	2.70	9.75	H
	7520	-63.67	-13	-50.67	-67.73	-73.06	2.42	11.81	H
	11278	-52.99	-13	-39.99	-64.63	-62.69	2.68	12.39	H
									H
									H
	3762	-62.38	-13	-49.38	-57.62	-69.01	1.69	8.31	V
	5636	-62.61	-13	-49.61	-65.5	-69.66	2.70	9.75	V
	7520	-62.99	-13	-49.99	-67.44	-72.38	2.42	11.81	V
	11278	-47.32	-13	-34.32	-58.76	-57.02	2.68	12.39	V
									V
									V

Highest	3816	-65.01	-13	-52.01	-60.25	-71.69	1.70	8.38	H
	5727	-62.47	-13	-49.47	-65.89	-69.51	2.76	9.79	H
	7636	-62.72	-13	-49.72	-67.26	-72.22	2.39	11.88	H
	11457	-57.14	-13	-44.14	-69.35	-66.77	2.68	12.32	H
									H
									H
									H
	3816	-63.34	-13	-50.34	-58.58	-70.02	1.70	8.38	V
	5727	-62.54	-13	-49.54	-65.88	-69.58	2.76	9.79	V
	7636	-62.51	-13	-49.51	-67.05	-72.01	2.39	11.88	V
	11457	-52.39	-13	-39.39	-64.51	-62.02	2.68	12.32	V
									V
									V
									V

Remark: Spurious emissions within 30-1000MHz were found more than 20dB below limit line.

LTE Band 2 / 3MHz / QPSK									
Channel	Frequency (MHz)	EIRP (dBm)	Limit (dBm)	Over Limit (dB)	SPA Reading (dBm)	S.G. Power (dBm)	TX Cable loss (dB)	TX Antenna Gain (dBi)	Polarization (H/V)
Lowest	3702	-62.64	-13	-49.64	-58.03	-69.21	1.67	8.24	H
	5554	-62.61	-13	-49.61	-65.27	-69.68	2.66	9.72	H
	7406	-62.97	-13	-49.97	-66.95	-72.12	2.46	11.61	H
	11100	-50.64	-13	-37.64	-61.58	-60.41	2.69	12.46	H
									H
									H
									H
	3702	-61.76	-13	-48.76	-57.2	-68.33	1.67	8.24	V
	5554	-62.95	-13	-49.95	-65.42	-70.02	2.66	9.72	V
	7406	-62.91	-13	-49.91	-66.97	-72.06	2.46	11.61	V
	11100	-46.67	-13	-33.67	-57.38	-56.44	2.69	12.46	V
									V
									V
									V
Middle	3756	-63.82	-13	-50.82	-59.12	-70.44	1.68	8.31	H
	5636	-63.03	-13	-50.03	-66.1	-70.08	2.70	9.75	H
	7520	-63.63	-13	-50.63	-67.63	-73.02	2.42	11.81	H
	11268	-51.98	-13	-38.98	-63.5	-61.69	2.68	12.39	H
									H
									H
									H
	3756	-62.63	-13	-49.63	-57.97	-69.25	1.68	8.31	V
	5636	-62.96	-13	-49.96	-66.05	-70.01	2.70	9.75	V
	7520	-63.27	-13	-50.27	-67.58	-72.66	2.42	11.81	V
	11268	-48.35	-13	-35.35	-59.65	-58.06	2.68	12.39	V
									V
									V
									V

Highest	3816	-66.11	-13	-53.11	-61.14	-72.79	1.70	8.38	H
	5727	-62.31	-13	-49.31	-65.85	-69.35	2.76	9.79	H
	7637	-63.27	-13	-50.27	-67.63	-72.77	2.39	11.88	H
	11446	-56.75	-13	-43.75	-69.01	-66.39	2.68	12.32	H
									H
									H
									H
	3816	-65.65	-13	-52.65	-60.79	-72.33	1.70	8.38	V
	5727	-62.38	-13	-49.38	-65.88	-69.42	2.76	9.79	V
	7637	-62.82	-13	-49.82	-67.56	-72.32	2.39	11.88	V
	11446	-53.38	-13	-40.38	-65.35	-63.02	2.68	12.32	V
									V
									V
									V

Remark: Spurious emissions within 30-1000MHz were found more than 20dB below limit line.

LTE Band 2 / 5MHz / QPSK									
Channel	Frequency (MHz)	EIRP (dBm)	Limit (dBm)	Over Limit (dB)	SPA Reading (dBm)	S.G. Power (dBm)	TX Cable loss (dB)	TX Antenna Gain (dBi)	Polarization (H/V)
Lowest	3702	-63.45	-13	-50.45	-58.69	-70.02	1.67	8.24	H
	5556	-62.26	-13	-49.26	-64.89	-69.33	2.66	9.72	H
	7410	-62.83	-13	-49.83	-66.92	-71.99	2.46	11.62	H
	11100	-52.25	-13	-39.25	-63.12	-62.02	2.69	12.46	H
									H
									H
									H
	3702	-62.22	-13	-49.22	-57.56	-68.79	1.67	8.24	V
	5556	-62.95	-13	-49.95	-65.56	-70.02	2.66	9.72	V
	7410	-62.95	-13	-49.95	-67.14	-72.11	2.46	11.62	V
	11100	-48.78	-13	-35.78	-59.52	-58.55	2.69	12.46	V
									V
									V
									V
Middle	3756	-64.64	-13	-51.64	-59.85	-71.26	1.68	8.31	H
	5636	-62.94	-13	-49.94	-65.93	-69.99	2.70	9.75	H
	7520	-63.48	-13	-50.48	-67.5	-72.87	2.42	11.81	H
	11268	-52.57	-13	-39.57	-64.14	-62.28	2.68	12.39	H
									H
									H
									H
	3756	-62.93	-13	-49.93	-58.08	-69.55	1.68	8.31	V
	5636	-63.06	-13	-50.06	-66.14	-70.11	2.70	9.75	V
	7520	-63.33	-13	-50.33	-67.62	-72.72	2.42	11.81	V
	11268	-47.62	-13	-34.62	-59.1	-57.33	2.68	12.39	V
									V
									V
									V

Highest	3816	-65.65	-13	-52.65	-60.83	-72.33	1.70	8.38	H
	5722	-62.97	-13	-49.97	-66.23	-70.01	2.75	9.79	H
	7630	-63.39	-13	-50.39	-67.74	-72.88	2.39	11.88	H
	11436	-56.37	-13	-43.37	-68.36	-66.01	2.68	12.33	H
									H
									H
									H
	3816	-65.51	-13	-52.51	-60.84	-72.19	1.70	8.38	V
	5722	-63.01	-13	-50.01	-66.44	-70.05	2.75	9.79	V
	7630	-62.79	-13	-49.79	-67.63	-72.28	2.39	11.88	V
	11436	-51.08	-13	-38.08	-63.22	-60.72	2.68	12.33	V
									V
									V
									V

Remark: Spurious emissions within 30-1000MHz were found more than 20dB below limit line.

LTE Band 2 / 10MHz / QPSK									
Channel	Frequency (MHz)	EIRP (dBm)	Limit (dBm)	Over Limit (dB)	SPA Reading (dBm)	S.G. Power (dBm)	TX Cable loss (dB)	TX Antenna Gain (dBi)	Polarization (H/V)
Lowest	3702	-63.02	-13	-50.02	-58.48	-69.59	1.67	8.24	H
	5568	-62.96	-13	-49.96	-65.62	-70.02	2.66	9.73	H
	7420	-62.84	-13	-49.84	-66.93	-72.02	2.46	11.64	H
	11100	-51.25	-13	-38.25	-61.99	-61.02	2.69	12.46	H
									H
									H
									H
	3702	-62.44	-13	-49.44	-57.64	-69.01	1.67	8.24	V
	5568	-62.45	-13	-49.45	-65.19	-69.51	2.66	9.73	V
	7422	-62.58	-13	-49.58	-66.78	-71.77	2.45	11.64	V
	11100	-45.74	-13	-32.74	-56.45	-55.51	2.69	12.46	V
									V
									V
									V
Middle	3750	-65.39	-13	-52.39	-60.7	-72.01	1.68	8.30	H
	5636	-62.97	-13	-49.97	-66.02	-70.02	2.70	9.75	H
	7520	-63.49	-13	-50.49	-67.63	-72.88	2.42	11.81	H
	10257	-52.11	-13	-39.11	-63.54	-61.72	2.69	12.30	H
									H
									H
									H
	3750	-63.41	-13	-50.41	-58.58	-70.03	1.68	8.30	V
	5636	-62.97	-13	-49.97	-66.01	-70.02	2.70	9.75	V
	7520	-63.19	-13	-50.19	-67.58	-72.58	2.42	11.81	V
	10257	-46.81	-13	-33.81	-58.12	-56.42	2.69	12.30	V
									V
									V
									V

Highest	3810	-65.44	-13	-52.44	-60.65	-72.11	1.70	8.37	H
	5715	-62.59	-13	-49.59	-65.92	-69.63	2.75	9.79	H
	7620	-63.53	-13	-50.53	-67.81	-73.01	2.39	11.87	H
	11404	-55.57	-13	-42.57	-67.66	-65.22	2.68	12.34	H
									H
									H
									H
	3810	-65.35	-13	-52.35	-60.66	-72.02	1.70	8.37	V
	5715	-62.37	-13	-49.37	-65.66	-69.41	2.75	9.79	V
	7620	-62.85	-13	-49.85	-67.59	-72.33	2.39	11.87	V
	11404	-51.93	-13	-38.93	-63.96	-61.58	2.68	12.34	V
									V
									V
									V

Remark: Spurious emissions within 30-1000MHz were found more than 20dB below limit line.

LTE Band 2 / 15MHz / QPSK									
Channel	Frequency (MHz)	EIRP (dBm)	Limit (dBm)	Over Limit (dB)	SPA Reading (dBm)	S.G. Power (dBm)	TX Cable loss (dB)	TX Antenna Gain (dBi)	Polarization (H/V)
Lowest	3702	-63.58	-13	-50.58	-59.04	-70.15	1.67	8.24	H
	5572	-63.05	-13	-50.05	-65.68	-70.11	2.67	9.73	H
	7430	-63.34	-13	-50.34	-67.26	-72.55	2.45	11.66	H
	11110	-51.24	-13	-38.24	-62.07	-61.01	2.69	12.46	H
									H
									H
									H
	3702	-63.54	-13	-50.54	-58.84	-70.11	1.67	8.24	V
	5572	-63.15	-13	-50.15	-65.88	-70.21	2.67	9.73	V
	7430	-62.84	-13	-49.84	-67.13	-72.05	2.45	11.66	V
	11110	-46.56	-13	-33.56	-57.35	-56.33	2.69	12.46	V
									V
									V
									V
Middle	3762	-65.14	-13	-52.14	-60.47	-71.77	1.69	8.31	H
	5636	-62.67	-13	-49.67	-65.75	-69.72	2.70	9.75	H
	7520	-63.42	-13	-50.42	-67.61	-72.81	2.42	11.81	H
									H
									H
									H
									H
	3762	-65.06	-13	-52.06	-60.42	-71.69	1.69	8.31	V
	5636	-62.97	-13	-49.97	-66.03	-70.02	2.70	9.75	V
	7520	-63.22	-13	-50.22	-67.55	-72.61	2.42	11.81	V
									V
									V
									V
									V

Highest	3804	-65.35	-13	-52.35	-60.64	-72.02	1.70	8.36	H
	5707	-62.18	-13	-49.18	-65.54	-69.22	2.74	9.78	H
	7610	-63.08	-13	-50.08	-67.47	-72.55	2.39	11.87	H
	11373	-56.72	-13	-43.72	-68.75	-66.39	2.68	12.35	H
									H
									H
									H
	3804	-65.34	-13	-52.34	-60.55	-72.01	1.70	8.36	V
	5707	-62.31	-13	-49.31	-65.69	-69.35	2.74	9.78	V
	7610	-62.54	-13	-49.54	-67.18	-72.01	2.39	11.87	V
	11373	-51.92	-13	-38.92	-63.83	-61.59	2.68	12.35	V
									V
									V
									V

Remark: Spurious emissions within 30-1000MHz were found more than 20dB below limit line.

LTE Band 2 / 20MHz / QPSK									
Channel	Frequency (MHz)	EIRP (dBm)	Limit (dBm)	Over Limit (dB)	SPA Reading (dBm)	S.G. Power (dBm)	TX Cable loss (dB)	TX Antenna Gain (dBi)	Polarization (H/V)
Lowest	3702	-64.24	-13	-51.24	-59.53	-70.81	1.67	8.24	H
	5580	-62.99	-13	-49.99	-65.71	-70.05	2.67	9.73	H
	7440	-62.98	-13	-49.98	-67.02	-72.21	2.45	11.68	H
	11110	-50.28	-13	-37.28	-61.18	-60.05	2.69	12.46	H
									H
									H
									H
	3702	-63.48	-13	-50.48	-58.87	-70.05	1.67	8.24	V
	5580	-63.16	-13	-50.16	-65.89	-70.22	2.67	9.73	V
	7440	-62.78	-13	-49.78	-66.94	-72.01	2.45	11.68	V
	11110	-46.51	-13	-33.51	-57.34	-56.28	2.69	12.46	V
									V
									V
									V
Middle	3762	-65.68	-13	-52.68	-60.96	-72.31	1.69	8.31	H
	5636	-63.16	-13	-50.16	-66.27	-70.21	2.70	9.75	H
	7520	-63.49	-13	-50.49	-67.44	-72.88	2.42	11.81	H
	11226	-54.43	-13	-41.43	-65.89	-64.15	2.69	12.41	H
									H
									H
									H
	3762	-65.38	-13	-52.38	-60.68	-72.01	1.69	8.31	V
	5636	-63.06	-13	-50.06	-66.11	-70.11	2.70	9.75	V
	7520	-63.66	-13	-50.66	-67.93	-73.05	2.42	11.81	V
	11226	-50.33	-13	-37.33	-61.6	-60.05	2.69	12.41	V
									V
									V
									V

Highest	3798	-65.42	-13	-52.42	-60.63	-72.08	1.70	8.36	H
	5700	-62.74	-13	-49.74	-65.94	-69.78	2.74	9.78	H
	7600	-63.58	-13	-50.58	-67.68	-73.04	2.40	11.86	H
	11352	-54.33	-13	-41.33	-66.17	-64.01	2.68	12.36	H
									H
									H
									H
	3798	-65.36	-13	-52.36	-60.49	-72.02	1.70	8.36	V
	5700	-62.02	-13	-49.02	-65.32	-69.06	2.74	9.78	V
	7600	-62.76	-13	-49.76	-67.49	-72.22	2.40	11.86	V
	11352	-50.54	-13	-37.54	-62.42	-60.22	2.68	12.36	V
									V
									V
									V

Remark: Spurious emissions within 30-1000MHz were found more than 20dB below limit line.

LTE Band 4

LTE Band 4 / 1.4MHz / QPSK									
Channel	Frequency (MHz)	EIRP (dBm)	Limit (dBm)	Over Limit (dB)	SPA Reading (dBm)	S.G. Power (dBm)	TX Cable loss (dB)	TX Antenna Gain (dBi)	Polarization (H/V)
Lowest	3420	-65.15	-13	-52.15	-60.5	-71.22	1.58	7.65	H
	5132	-61.04	-13	-48.04	-61.28	-68.33	2.41	9.70	H
	6842	-63.02	-13	-50.02	-67.41	-70.99	2.64	10.61	H
									H
									H
									H
									H
	3420	-65.02	-13	-52.02	-60.54	-71.09	1.58	7.65	V
	5132	-61.36	-13	-48.36	-61.45	-68.65	2.41	9.70	V
	6842	-62.36	-13	-49.36	-66.68	-70.33	2.64	10.61	V
									V
									V
									V
									V
Middle	3462	-62.98	-13	-49.98	-58.6	-69.22	1.59	7.83	H
	5196	-62.34	-13	-49.34	-62.96	-69.59	2.45	9.70	H
	6930	-63.67	-13	-50.67	-67.78	-71.77	2.61	10.72	H
									H
									H
									H
									H
	3462	-63.31	-13	-50.31	-58.78	-69.55	1.59	7.83	V
	5196	-61.77	-13	-48.77	-62.29	-69.02	2.45	9.70	V
	6930	-62.34	-13	-49.34	-66.6	-70.44	2.61	10.72	V
									V
									V
									V
									V

Highest	3510	-61.82	-13	-48.82	-57.52	-68.22	1.61	8.01	H
	5262	-62.51	-13	-49.51	-63.52	-69.72	2.49	9.70	H
	7014	-62.78	-13	-49.78	-66.68	-71.02	2.59	10.83	H
									H
									H
									H
									H
	3510	-62.04	-13	-49.04	-57.61	-68.44	1.61	8.01	V
	5262	-63.12	-13	-50.12	-63.95	-70.33	2.49	9.70	V
	7014	-61.77	-13	-48.77	-65.76	-70.01	2.59	10.83	V
									V
									V
									V
									V

Remark: Spurious emissions within 30-1000MHz were found more than 20dB below limit line.

LTE Band 4 / 3MHz / QPSK									
Channel	Frequency (MHz)	EIRP (dBm)	Limit (dBm)	Over Limit (dB)	SPA Reading (dBm)	S.G. Power (dBm)	TX Cable loss (dB)	TX Antenna Gain (dBi)	Polarization (H/V)
Lowest	3420	-65.49	-13	-52.49	-60.78	-71.56	1.58	7.65	H
	5130	-60.99	-13	-47.99	-61.21	-68.28	2.41	9.70	H
	6846	-63.03	-13	-50.03	-67.36	-71.01	2.64	10.62	H
									H
									H
									H
									H
	3420	-63.95	-13	-50.95	-59.48	-70.02	1.58	7.65	V
	5130	-62.22	-13	-49.22	-62.27	-69.51	2.41	9.70	V
	6846	-63.08	-13	-50.08	-67.5	-71.06	2.64	10.62	V
									V
									V
									V
									V
Middle	3462	-62.78	-13	-49.78	-58.23	-69.02	1.59	7.83	H
	5196	-62.32	-13	-49.32	-62.76	-69.57	2.45	9.70	H
	6930	-63.56	-13	-50.56	-67.87	-71.66	2.61	10.72	H
									H
									H
									H
									H
	3462	-64.77	-13	-51.77	-59.31	-71.01	1.59	7.83	V
	5196	-62.56	-13	-49.56	-63.01	-69.81	2.45	9.70	V
	6930	-63.31	-13	-50.31	-67.51	-71.41	2.61	10.72	V
									V
									V
									V
									V

Highest	3504	-62.47	-13	-49.47	-58.19	-68.87	1.61	8.00	H
	5256	-61.80	-13	-48.80	-62.64	-69.02	2.48	9.70	H
	7014	-63.12	-13	-50.12	-67.12	-71.36	2.59	10.83	H
									H
									H
									H
									H
	3504	-62.62	-13	-49.62	-58.09	-69.02	1.61	8.00	V
	5256	-62.55	-13	-49.55	-63.42	-69.77	2.48	9.70	V
	7014	-62.89	-13	-49.89	-67.04	-71.13	2.59	10.83	V
									V
									V
									V
									V

Remark: Spurious emissions within 30-1000MHz were found more than 20dB below limit line.

LTE Band 4 / 5MHz / QPSK									
Channel	Frequency (MHz)	EIRP (dBm)	Limit (dBm)	Over Limit (dB)	SPA Reading (dBm)	S.G. Power (dBm)	TX Cable loss (dB)	TX Antenna Gain (dBi)	Polarization (H/V)
Lowest	3426	-65.48	-13	-52.48	-60.96	-71.57	1.58	7.67	H
	5130	-61.73	-13	-48.73	-61.97	-69.02	2.41	9.70	H
	6840	-63.36	-13	-50.36	-67.73	-71.33	2.64	10.61	H
									H
									H
									H
									H
	3426	-65.26	-13	-52.26	-60.79	-71.35	1.58	7.67	V
	5130	-62.22	-13	-49.22	-62.3	-69.51	2.41	9.70	V
	6840	-61.14	-13	-48.14	-65.48	-69.11	2.64	10.61	V
									V
									V
									V
									V
Middle	3456	-65.13	-13	-52.13	-60.59	-71.35	1.59	7.81	H
	5184	-64.51	-13	-51.51	-65.04	-71.77	2.44	9.70	H
	6930	-63.45	-13	-50.45	-67.5	-71.55	2.61	10.72	H
									H
									H
									H
									H
	3456	-65.21	-13	-52.21	-60.77	-71.43	1.59	7.81	V
	5184	-64.75	-13	-51.75	-65.05	-72.01	2.44	9.70	V
	6930	-63.67	-13	-50.67	-67.74	-71.77	2.61	10.72	V
									V
									V
									V
									V

Highest	3504	-63.82	-13	-50.82	-59.58	-70.22	1.61	8.00	H
	5250	-63.11	-13	-50.11	-64.01	-70.33	2.48	9.70	H
	7015	-63.05	-13	-50.05	-67.17	-71.29	2.59	10.83	H
									H
									H
									H
									H
	3504	-64.62	-13	-51.62	-59.25	-71.02	1.61	8.00	V
	5250	-61.66	-13	-48.66	-62.31	-68.88	2.48	9.70	V
	7015	-62.78	-13	-49.78	-66.93	-71.02	2.59	10.83	V
									V
									V
									V
									V

Remark: Spurious emissions within 30-1000MHz were found more than 20dB below limit line.

LTE Band 4 / 10MHz / QPSK									
Channel	Frequency (MHz)	EIRP (dBm)	Limit (dBm)	Over Limit (dB)	SPA Reading (dBm)	S.G. Power (dBm)	TX Cable loss (dB)	TX Antenna Gain (dBi)	Polarization (H/V)
Lowest	3420	-65.08	-13	-52.08	-60.52	-71.15	1.58	7.65	H
	5130	-61.15	-13	-48.15	-61.36	-68.44	2.41	9.70	H
	6840	-62.04	-13	-49.04	-67.22	-70.01	2.64	10.61	H
									H
									H
									H
									H
	3420	-64.95	-13	-51.95	-60.39	-71.02	1.58	7.65	V
	5130	-61.72	-13	-48.72	-61.78	-69.01	2.41	9.70	V
	6840	-61.94	-13	-48.94	-66.27	-69.91	2.64	10.61	V
									V
									V
									V
									V
Middle	3456	-62.14	-13	-49.14	-57.77	-68.36	1.59	7.81	H
	5184	-60.93	-13	-47.93	-61.5	-68.19	2.44	9.70	H
	6930	-63.25	-13	-50.25	-67.33	-71.35	2.61	10.72	H
									H
									H
									H
									H
	3456	-64.55	-13	-51.55	-59.09	-70.77	1.59	7.81	V
	5184	-60.79	-13	-47.79	-61.21	-68.05	2.44	9.70	V
	6930	-64.01	-13	-51.01	-67.19	-72.11	2.61	10.72	V
									V
									V
									V
									V

Highest	3492	-64.79	-13	-51.79	-60.55	-71.15	1.60	7.96	H
	5238	-61.65	-13	-48.65	-62.45	-68.88	2.47	9.70	H
	6984	-63.03	-13	-50.03	-67.11	-71.22	2.60	10.78	H
									H
									H
									H
									H
	3492	-64.65	-13	-51.65	-60.09	-71.01	1.60	7.96	V
	5238	-63.49	-13	-50.49	-64.18	-70.72	2.47	9.70	V
	6984	-63.25	-13	-50.25	-66.47	-71.44	2.60	10.78	V
									V
									V
									V
									V

Remark: Spurious emissions within 30-1000MHz were found more than 20dB below limit line.

LTE Band 4 / 15MHz / QPSK									
Channel	Frequency (MHz)	EIRP (dBm)	Limit (dBm)	Over Limit (dB)	SPA Reading (dBm)	S.G. Power (dBm)	TX Cable loss (dB)	TX Antenna Gain (dBi)	Polarization (H/V)
Lowest	3432	-64.93	-13	-51.93	-60.49	-71.05	1.58	7.70	H
	5130	-60.86	-13	-47.86	-61.07	-68.15	2.41	9.70	H
	6870	-63.21	-13	-50.21	-67.61	-71.22	2.63	10.64	H
									H
									H
									H
									H
	3432	-65.09	-13	-52.09	-60.51	-71.21	1.58	7.70	V
	5130	-61.26	-13	-48.26	-61.37	-68.55	2.41	9.70	V
	6870	-63.24	-13	-50.24	-67.48	-71.25	2.63	10.64	V
									V
									V
									V
									V
Middle	3450	-62.17	-13	-49.17	-57.74	-68.36	1.59	7.78	H
	5178	-61.75	-13	-48.75	-62.25	-69.01	2.44	9.70	H
	6930	-63.55	-13	-50.55	-67.73	-71.65	2.61	10.72	H
									H
									H
									H
									H
	3450	-62.83	-13	-49.83	-58.33	-69.02	1.59	7.78	V
	5178	-61.83	-13	-48.83	-62.26	-69.09	2.44	9.70	V
	6930	-63.45	-13	-50.45	-67.62	-71.55	2.61	10.72	V
									V
									V
									V
									V

Highest	3492	-65.41	-13	-52.41	-61.02	-71.77	1.60	7.96	H
	5242	-64.19	-13	-51.19	-65.03	-71.41	2.48	9.70	H
	6990	-63.03	-13	-50.03	-67.18	-71.22	2.59	10.79	H
									H
									H
									H
									H
	3492	-65.15	-13	-52.15	-60.75	-71.51	1.60	7.96	V
	5242	-64.06	-13	-51.06	-64.78	-71.28	2.48	9.70	V
	6990	-63.03	-13	-50.03	-67.24	-71.22	2.59	10.79	V
									V
									V
									V
									V

Remark: Spurious emissions within 30-1000MHz were found more than 20dB below limit line.

LTE Band 4 / 20MHz / QPSK									
Channel	Frequency (MHz)	EIRP (dBm)	Limit (dBm)	Over Limit (dB)	SPA Reading (dBm)	S.G. Power (dBm)	TX Cable loss (dB)	TX Antenna Gain (dBi)	Polarization (H/V)
Lowest	3438	-64.88	-13	-51.88	-60.32	-71.02	1.58	7.73	H
	5136	-60.77	-13	-47.77	-41.07	-68.05	2.42	9.70	H
	6880	-63.32	-13	-50.32	-67.53	-71.35	2.63	10.66	H
									H
									H
									H
									H
	3438	-65.27	-13	-52.27	-60.62	-71.41	1.58	7.73	V
	5136	-60.94	-13	-47.94	-60.97	-68.22	2.42	9.70	V
	6880	-63.33	-13	-50.33	-67.46	-71.36	2.63	10.66	V
									V
									V
									V
									V
Middle	3450	-62.22	-13	-49.22	-57.74	-68.41	1.59	7.78	H
	5172	-61.07	-13	-48.07	-61.51	-68.33	2.44	9.70	H
	6930	-63.15	-13	-50.15	-67.42	-71.25	2.61	10.72	H
									H
									H
									H
									H
	3450	-63.58	-13	-50.58	-59.07	-69.77	1.59	7.78	V
	5172	-61.31	-13	-48.31	-61.63	-68.57	2.44	9.70	V
	6930	-63.29	-13	-50.29	-67.55	-71.39	2.61	10.72	V
									V
									V
									V
									V

Highest	3492	-65.19	-13	-52.19	-60.93	-71.55	1.60	7.96	H
	5235	-63.79	-13	-50.79	-64.64	-71.02	2.47	9.70	H
	6980	-62.84	-13	-49.84	-67	-71.02	2.60	10.78	H
									H
									H
									H
									H
	3492	-65.65	-13	-52.65	-61.13	-72.01	1.60	7.96	V
	5235	-64.28	-13	-51.28	-64.94	-71.51	2.47	9.70	V
	6980	-62.84	-13	-49.84	-67.07	-71.02	2.60	10.78	V
									V
									V
									V
									V

Remark: Spurious emissions within 30-1000MHz were found more than 20dB below limit line.

LTE Band 5

LTE Band 5 / 1.4MHz / QPSK									
Channel	Frequency (MHz)	EIRP (dBm)	Limit (dBm)	Over Limit (dB)	SPA Reading (dBm)	S.G. Power (dBm)	TX Cable loss (dB)	TX Antenna Gain (dBi)	Polarization (H/V)
Lowest	1648	-52.76	-13	-39.76	-39.97	-54.52	0.98	4.89	H
	2472	-66.63	-13	-53.63	-59.3	-68.51	1.28	5.32	H
	3296	-65.54	-13	-52.54	-60.33	-68.95	1.54	7.10	H
									H
									H
									H
									H
	1648	-50.52	-13	-37.52	-38.2	-52.28	0.98	4.89	V
	2472	-65.14	-13	-52.14	-58.21	-67.02	1.28	5.32	V
	3296	-65.53	-13	-52.53	-60.64	-68.94	1.54	7.10	V
									V
									V
									V
									V
Middle	1672	-49.15	-13	-36.15	-36.62	-50.83	0.99	4.82	H
	2512	-55.71	-13	-42.71	-48.47	-58.68	1.29	5.41	H
	3345	-65.27	-13	-52.27	-60.27	-68.88	1.56	7.32	H
									H
									H
									H
									H
	1672	-48.14	-13	-35.14	-36.07	-49.82	0.99	4.82	V
	2512	-66.26	-13	-53.26	-59.46	-68.23	1.29	5.41	V
	3345	-64.66	-13	-51.66	-59.85	-68.27	1.56	7.32	V
									V
									V
									V
									V

Highest	1696	-54.27	-13	-41.27	-41.94	-55.87	1.00	4.75	H
	2544	-67.07	-13	-54.07	-59.89	-69.05	1.30	5.44	H
	3392	-65.24	-13	-52.24	-60.42	-69.04	1.57	7.52	H
									H
									H
									H
									H
	1696	-52.48	-13	-39.48	-40.58	-54.08	1.00	4.75	V
	2544	-66.61	-13	-53.61	-59.89	-68.59	1.30	5.44	V
	3392	-65.27	-13	-52.27	-60.57	-69.07	1.57	7.52	V
									V
									V
									V
									V

Remark: Spurious emissions within 30-1000MHz were found more than 20dB below limit line.

LTE Band 5 / 3MHz / QPSK									
Channel	Frequency (MHz)	ERP (dBm)	Limit (dBm)	Over Limit (dB)	SPA Reading (dBm)	S.G. Power (dBm)	TX Cable loss (dB)	TX Antenna Gain (dBi)	Polarization (H/V)
Lowest	1648	-50.27	-13	-37.27	-38.47	-52.03	0.98	4.89	H
	2472	-66.40	-13	-53.40	-59.04	-68.28	1.28	5.32	H
	3296	-65.56	-13	-52.56	-60.38	-68.97	1.54	7.10	H
									H
									H
									H
									H
	1648	-51.55	-13	-38.55	-39.22	-53.31	0.98	4.89	V
	2472	-66.11	-13	-53.11	-59.16	-67.99	1.28	5.32	V
	3296	-65.43	-13	-52.43	-60.58	-68.84	1.54	7.10	V
									V
									V
									V
									V
Middle	1672	-51.44	-13	-38.44	-38.94	-53.12	0.99	4.82	H
	2504	-66.17	-13	-53.17	-58.86	-68.13	1.29	5.40	H
	3344	-65.28	-13	-52.28	-60.32	-68.89	1.56	7.31	H
									H
									H
									H
									H
	1672	-49.97	-13	-36.97	-37.94	-51.65	0.99	4.82	V
	2504	-65.86	-13	-52.86	-59.03	-67.82	1.29	5.40	V
	3344	-65.04	-13	-52.04	-60.29	-68.65	1.56	7.31	V
									V
									V
									V
									V

Highest	1696	-54.03	-13	-41.03	-41.68	-55.63	1.00	4.75	H
	2544	-66.96	-13	-53.96	-59.74	-68.94	1.30	5.44	H
	3392	-65.34	-13	-52.34	-60.54	-69.14	1.57	7.52	H
									H
									H
									H
									H
	1696	-51.67	-13	-38.67	-39.75	-53.27	1.00	4.75	V
	2544	-66.73	-13	-53.73	-60.03	-68.71	1.30	5.44	V
	3392	-65.28	-13	-52.28	-60.57	-69.08	1.57	7.52	V
									V
									V
									V
									V

Remark: Spurious emissions within 30-1000MHz were found more than 20dB below limit line.

LTE Band 5 / 5MHz / QPSK									
Channel	Frequency (MHz)	ERP (dBm)	Limit (dBm)	Over Limit (dB)	SPA Reading (dBm)	S.G. Power (dBm)	TX Cable loss (dB)	TX Antenna Gain (dBi)	Polarization (H/V)
Lowest	1648	-51.02	-13	-38.02	-38.23	-52.78	0.98	4.89	H
	2472	-66.04	-13	-53.04	-58.67	-67.92	1.28	5.32	H
	3296	-65.56	-13	-52.56	-60.39	-68.97	1.54	7.10	H
									H
									H
									H
									H
	1648	-49.66	-13	-36.66	-37.3	-51.42	0.98	4.89	V
	2472	-65.35	-13	-52.35	-58.43	-67.23	1.28	5.32	V
	3296	-65.12	-13	-52.12	-60.21	-68.53	1.54	7.10	V
									V
									V
									V
									V
Middle	1672	-50.18	-13	-37.18	-37.59	-51.86	0.99	4.82	H
	2504	-66.33	-13	-53.33	-59	-68.29	1.29	5.40	H
	3345	-65.17	-13	-52.17	-60.19	-68.78	1.56	7.32	H
									H
									H
									H
									H
	1672	-48.98	-13	-35.98	-36.96	-50.66	0.99	4.82	V
	2504	-64.76	-13	-51.76	-57.89	-66.72	1.29	5.40	V
	3345	-64.84	-13	-51.84	-60.06	-68.45	1.56	7.32	V
									V
									V
									V
									V

Highest	1688	-52.43	-13	-39.43	-39.91	-54.06	1.00	4.77	H
	2532	-67.06	-13	-54.06	-59.82	-69.03	1.30	5.43	H
	3376	-65.34	-13	-52.34	-60.49	-69.08	1.57	7.45	H
									H
									H
									H
									H
	1688	-49.49	-13	-36.49	-37.43	-51.12	1.00	4.77	V
	2532	-66.48	-13	-53.48	-59.71	-68.45	1.30	5.43	V
	3376	-64.83	-13	-51.83	-60.12	-68.57	1.57	7.45	V
									V
									V
									V
									V

Remark: Spurious emissions within 30-1000MHz were found more than 20dB below limit line.

LTE Band 5 / 10MHz / QPSK									
Channel	Frequency (MHz)	ERP (dBm)	Limit (dBm)	Over Limit (dB)	SPA Reading (dBm)	S.G. Power (dBm)	TX Cable loss (dB)	TX Antenna Gain (dBi)	Polarization (H/V)
Lowest	1648	-49.52	-13	-36.52	-36.7	-51.28	0.98	4.89	H
	2472	-66.03	-13	-53.03	-58.68	-67.91	1.28	5.32	H
	3296	-65.54	-13	-52.54	-60.37	-68.95	1.54	7.10	H
									H
									H
									H
									H
	1648	-50.36	-13	-37.36	-38.03	-52.12	0.98	4.89	V
	2472	-65.97	-13	-52.97	-59.05	-67.85	1.28	5.32	V
	3296	-65.36	-13	-52.36	-60.5	-68.77	1.54	7.10	V
									V
									V
									V
									V
Middle	1664	-55.56	-13	-42.56	-42.92	-57.27	0.98	4.84	H
	2496	-66.96	-13	-53.96	-59.67	-68.91	1.29	5.39	H
	3328	-65.84	-13	-52.84	-60.79	-69.38	1.55	7.24	H
									H
									H
									H
									H
	1664	-53.67	-13	-40.67	-41.5	-55.38	0.98	4.84	V
	2496	-66.47	-13	-53.47	-59.57	-68.42	1.29	5.39	V
	3328	-65.74	-13	-52.74	-60.92	-69.28	1.55	7.24	V
									V
									V
									V
									V

Highest	1680	-50.34	-13	-37.34	-37.85	-51.99	0.99	4.80	H
	2520	-66.38	-13	-53.38	-59.13	-68.35	1.30	5.42	H
	3360	-64.96	-13	-51.96	-60.07	-68.63	1.56	7.38	H
									H
									H
									H
									H
	1680	-47.93	-13	-34.93	-35.85	-49.58	0.99	4.80	V
	2520	-65.84	-13	-52.84	-59.06	-67.81	1.30	5.42	V
	3360	-64.96	-13	-51.96	-60.19	-68.63	1.56	7.38	V
									V
									V
									V
									V

Remark: Spurious emissions within 30-1000MHz were found more than 20dB below limit line.

LTE Band 7

LTE Band 7 / 5MHz / QPSK									
Channel	Frequency (MHz)	ERP (dBm)	Limit (dBm)	Over Limit (dB)	SPA Reading (dBm)	S.G. Power (dBm)	TX Cable loss (dB)	TX Antenna Gain (dBi)	Polarization (H/V)
Lowest	5000	-64.57	-25	-39.57	-63.76	-71.93	2.34	9.70	H
	7500	-63.77	-25	-38.77	-67.65	-73.14	2.43	11.80	H
	15012	-48.26	-25	-23.26	-61.08	-58.27	3.60	13.62	H
									H
									H
									H
									H
	5000	-64.67	-25	-39.67	-63.66	-72.03	2.34	9.70	V
	7500	-62.96	-25	-37.96	-67.1	-72.33	2.43	11.80	V
	15012	-49.73	-25	-24.73	-62.88	-59.74	3.60	13.62	V
									V
									V
									V
									V
Middle	5064	-62.63	-25	-37.63	-63.36	-69.96	2.37	9.70	H
	7605	-63.88	-25	-38.88	-68.17	-73.35	2.40	11.86	H
	15192	-46.68	-25	-21.68	-60.32	-56.87	3.68	13.87	H
									H
									H
									H
									H
	5064	-64.34	-25	-39.34	-63.81	-71.67	2.37	9.70	V
	7605	-63.37	-25	-38.37	-67.9	-72.84	2.40	11.86	V
	15192	-47.86	-25	-22.86	-61.62	-58.05	3.68	13.87	V
									V
									V
									V
									V

Highest	5130	-61.26	-25	-36.26	-61.25	-68.55	2.41	9.70	H
	7695	-63.32	-25	-38.32	-67.8	-72.87	2.37	11.92	H
	15390	-55.88	-25	-30.88	-70.39	-66.27	3.76	14.15	H
									H
									H
									H
									H
	5130	-62.82	-25	-37.82	-62.72	-70.11	2.41	9.70	V
	7695	-62.64	-25	-37.64	-67.49	-72.19	2.37	11.92	V
	15390	-55.49	-25	-30.49	-69.99	-65.88	3.76	14.15	V
									V
									V
									V
									V

Remark: Spurious emissions within 30-1000MHz were found more than 20dB below limit line.

LTE Band 7 / 10MHz / QPSK									
Channel	Frequency (MHz)	EIRP (dBm)	Limit (dBm)	Over Limit (dB)	SPA Reading (dBm)	S.G. Power (dBm)	TX Cable loss (dB)	TX Antenna Gain (dBi)	Polarization (H/V)
Lowest	5000	-64.48	-25	-39.48	-63.71	-71.84	2.34	9.70	H
	7500	-63.66	-25	-38.66	-67.49	-73.03	2.43	11.80	H
	15012	-49.45	-25	-24.45	-62.27	-59.46	3.60	13.62	H
									H
									H
									H
									H
	5000	-64.58	-25	-39.58	-63.6	-71.94	2.34	9.70	V
	7500	-62.68	-25	-37.68	-66.77	-72.05	2.43	11.80	V
	15012	-48.94	-25	-23.94	-62.06	-58.95	3.60	13.62	V
									V
									V
									V
									V
Middle	5064	-63.28	-25	-38.28	-62.91	-70.61	2.37	9.70	H
	7590	-62.98	-25	-37.98	-67.21	-72.43	2.40	11.85	H
	15192	-46.52	-25	-21.52	-60.15	-56.71	3.68	13.87	H
									H
									H
									H
									H
	5064	-63.98	-25	-38.98	-63.47	-71.31	2.37	9.70	V
	7590	-61.64	-25	-36.64	-66.13	-71.09	2.40	11.85	V
	15192	-49.57	-25	-24.57	-63.38	-59.76	3.68	13.87	V
									V
									V
									V
									V

Highest	5124	-62.58	-25	-37.58	-62.62	-69.87	2.41	9.70	H
	7680	-63.32	-25	-38.32	-67.76	-72.86	2.37	11.91	H
	15372	-55.27	-25	-30.27	-69.68	-65.64	3.75	14.12	H
									H
									H
									H
									H
	5124	-62.94	-25	-37.94	-62.9	-70.23	2.41	9.70	V
	7680	-62.36	-25	-37.36	-67.11	-71.9	2.37	11.91	V
	15372	-56.47	-25	-31.47	-70.88	-66.84	3.75	14.12	V
									V
									V
									V
									V

Remark: Spurious emissions within 30-1000MHz were found more than 20dB below limit line.

LTE Band 7 / 15MHz / QPSK									
Channel	Frequency (MHz)	EIRP (dBm)	Limit (dBm)	Over Limit (dB)	SPA Reading (dBm)	S.G. Power (dBm)	TX Cable loss (dB)	TX Antenna Gain (dBi)	Polarization (H/V)
Lowest	5000	-64.28	-25	-39.28	-63.53	-71.64	2.34	9.70	H
	7500	-63.77	-25	-38.77	-67.62	-73.14	2.43	11.80	H
	15012	-47.31	-25	-22.31	-60.12	-57.32	3.60	13.62	H
									H
									H
									H
									H
	5000	-64.68	-25	-39.68	-63.68	-72.04	2.34	9.70	V
	7500	-62.94	-25	-37.94	-67.09	-72.31	2.43	11.80	V
	15012	-48.26	-25	-23.26	-61.42	-58.27	3.60	13.62	V
									V
									V
									V
									V
Middle	5058	-64.23	-25	-39.23	-63.83	-71.56	2.37	9.70	H
	7584	-63.52	-25	-38.52	-67.67	-72.97	2.40	11.85	H
	15174	-48.87	-25	-23.87	-62.44	-59.04	3.67	13.84	H
									H
									H
									H
									H
	5058	-63.20	-25	-38.20	-62.61	-70.53	2.37	9.70	V
	7584	-61.98	-25	-36.98	-66.41	-71.43	2.40	11.85	V
	15174	-48.48	-25	-23.48	-62.23	-58.65	3.67	13.84	V
									V
									V
									V
									V

Highest	5112	-64.43	-25	-39.43	-64.39	-71.73	2.40	9.70	H
	7665	-63.11	-25	-38.11	-67.6	-72.63	2.38	11.90	H
	15336	-57.84	-25	-32.84	-72.09	-68.17	3.74	14.07	H
									H
									H
									H
									H
	5112	-64.48	-25	-39.48	-64.3	-71.78	2.40	9.70	V
	7665	-62.97	-25	-37.97	-67.73	-72.49	2.38	11.90	V
	15336	-58.32	-25	-33.32	-72.53	-68.65	3.74	14.07	V
									V
									V
									V
									V

Remark: Spurious emissions within 30-1000MHz were found more than 20dB below limit line.

LTE Band 7 / 20MHz / QPSK									
Channel	Frequency (MHz)	EIRP (dBm)	Limit (dBm)	Over Limit (dB)	SPA Reading (dBm)	S.G. Power (dBm)	TX Cable loss (dB)	TX Antenna Gain (dBi)	Polarization (H/V)
Lowest	5000	-64.32	-25	-39.32	-63.52	-71.68	2.34	9.70	H
	7500	-63.77	-25	-38.77	-67.64	-73.14	2.43	11.80	H
	15012	-48.98	-25	-23.98	-61.86	-58.99	3.60	13.62	H
									H
									H
									H
									H
	5000	-64.57	-25	-39.57	-63.6	-71.93	2.34	9.70	V
	7500	-63.68	-25	-38.68	-67.81	-73.05	2.43	11.80	V
	15012	-50.16	-25	-25.16	-63.19	-60.17	3.60	13.62	V
									V
									V
									V
									V
Middle	5052	-63.92	-25	-38.92	-63.47	-71.25	2.37	9.70	H
	7578	-63.38	-25	-38.38	-67.56	-72.82	2.40	11.85	H
	15156	-50.34	-25	-25.34	-63.85	-60.5	3.66	13.82	H
									H
									H
									H
									H
	5052	-63.99	-25	-38.99	-63.3	-71.32	2.37	9.70	V
	7578	-62.29	-25	-37.29	-66.63	-71.73	2.40	11.85	V
	15156	-51.36	-25	-26.36	-65.06	-61.52	3.66	13.82	V
									V
									V
									V
									V

Highest	5100	-63.96	-25	-38.96	-63.82	-71.27	2.39	9.70	H
	7650	-63.37	-25	-38.37	-67.8	-72.88	2.38	11.89	H
	15300	-55.32	-25	-30.32	-69.37	-65.62	3.72	14.02	H
									H
									H
									H
									H
	5100	-63.84	-25	-38.84	-63.55	-71.15	2.39	9.70	V
	7650	-62.57	-25	-37.57	-67.28	-72.08	2.38	11.89	V
	15300	-56.48	-25	-31.48	-70.68	-66.78	3.72	14.02	V
									V
									V
									V
									V

Remark: Spurious emissions within 30-1000MHz were found more than 20dB below limit line.

LTE Band 12

LTE Band 12 / 1.4MHz / QPSK									
Channel	Frequency (MHz)	ERP (dBm)	Limit (dBm)	Over Limit (dB)	SPA Reading (dBm)	S.G. Power (dBm)	TX Cable loss (dB)	TX Antenna Gain (dBi)	Polarization (H/V)
Lowest	1400	-63.88	-13.00	-50.88	-49.40	-65.54	0.87	4.68	H
	2096	-62.45	-13.00	-49.45	-53.14	-63.32	1.16	4.19	H
	2796	-66.94	-13.00	-53.94	-60.22	-69.04	1.38	5.64	H
									H
									H
									H
									H
	1400	-65.96	-13.00	-52.96	-51.91	-67.62	0.87	4.68	V
	2096	-64.17	-13.00	-51.17	-55.16	-65.04	1.16	4.19	V
	2796	-65.97	-13.00	-52.97	-60.04	-68.07	1.38	5.64	V
									V
									V
									V
									V
Middle	1416	-64.92	-13.00	-51.92	-50.72	-66.67	0.87	4.78	H
	2120	-59.74	-13.00	-46.74	-50.59	-60.68	1.17	4.26	H
	2826	-67.06	-13.00	-54.06	-60.39	-69.18	1.39	5.66	H
									H
									H
									H
									H
	1416	-64.88	-13.00	-51.88	-50.87	-66.63	0.87	4.78	V
	2120	-61.93	-13.00	-48.93	-53.16	-62.87	1.17	4.26	V
	2826	-65.86	-13.00	-52.86	-60.00	-67.98	1.39	5.66	V
									V
									V
									V
									V

Highest	1432	-65.02	-13.00	-52.02	-50.61	-66.87	0.88	4.88	H
	2144	-57.46	-13.00	-44.46	-48.43	-58.46	1.18	4.33	H
	2858	-67.04	-13.00	-54.04	-60.46	-69.17	1.40	5.69	H
									H
									H
									H
									H
	1432	-68.48	-13.00	-55.48	-54.55	-70.33	0.88	4.88	V
	2144	-55.28	-13.00	-42.28	-46.59	-56.28	1.18	4.33	V
	2858	-66.28	-13.00	-53.28	-60.50	-68.41	1.40	5.69	V
									V
									V
									V
									V

Remark: Spurious emissions within 30-1000MHz were found more than 20dB below limit line.

LTE Band 12 / 3MHz / QPSK									
Channel	Frequency (MHz)	ERP (dBm)	Limit (dBm)	Over Limit (dB)	SPA Reading (dBm)	S.G. Power (dBm)	TX Cable loss (dB)	TX Antenna Gain (dBi)	Polarization (H/V)
Lowest	1400	-53.98	-13.00	-40.98	-52.54	-55.64	0.87	4.68	H
	2096	-60.72	-13.00	-47.72	-51.43	-61.59	1.16	4.19	H
	2800	-67.22	-13.00	-54.22	-60.42	-69.33	1.38	5.64	H
									H
									H
									H
									H
	1400	-67.68	-13.00	-54.68	-53.67	-69.34	0.87	4.68	V
	2096	-62.26	-13.00	-49.26	-53.32	-63.13	1.16	4.19	V
	2800	-65.76	-13.00	-52.76	-59.80	-67.87	1.38	5.64	V
									V
									V
									V
									V
Middle	1416	-66.83	-13.00	-53.83	-52.35	-68.58	0.87	4.78	H
	2120	-61.45	-13.00	-48.45	-52.33	-62.39	1.17	4.26	H
	2824	-67.31	-13.00	-54.31	-60.63	-69.43	1.39	5.66	H
									H
									H
									H
									H
	1416	-68.22	-13.00	-55.22	-54.18	-69.97	0.87	4.78	V
	2120	-63.40	-13.00	-50.40	-54.67	-64.34	1.17	4.26	V
	2824	-65.99	-13.00	-52.99	-60.15	-68.11	1.39	5.66	V
									V
									V
									V
									V

Highest	1424	-67.84	-13.00	-54.84	-53.39	-69.64	0.88	4.83	H
	2144	-63.54	-13.00	-50.54	-54.48	-64.54	1.18	4.33	H
	2852	-67.09	-13.00	-54.09	-60.49	-69.22	1.40	5.68	H
									H
									H
									H
									H
	1424	-68.54	-13.00	-55.54	-54.57	-70.34	0.88	4.83	V
	2144	-64.48	-13.00	-51.48	-55.81	-65.48	1.18	4.33	V
	2852	-65.96	-13.00	-52.96	-60.19	-68.09	1.40	5.68	V
									V
									V
									V
									V

Remark: Spurious emissions within 30-1000MHz were found more than 20dB below limit line.

LTE Band 12 / 5MHz / QPSK									
Channel	Frequency (MHz)	ERP (dBm)	Limit (dBm)	Over Limit (dB)	SPA Reading (dBm)	S.G. Power (dBm)	TX Cable loss (dB)	TX Antenna Gain (dBi)	Polarization (H/V)
Lowest	1400	-65.08	-13.00	-52.08	-50.61	-66.74	0.87	4.68	H
	2096	-64.65	-13.00	-51.65	-55.39	-65.52	1.16	4.19	H
	2800	-66.73	-13.00	-53.73	-60.01	-68.84	1.38	5.64	H
									H
									H
									H
									H
	1400	-64.76	-13.00	-51.76	-50.77	-66.42	0.87	4.68	V
	2096	-66.48	-13.00	-53.48	-57.51	-67.35	1.16	4.19	V
	2800	-65.72	-13.00	-52.72	-59.79	-67.83	1.38	5.64	V
									V
									V
									V
									V
Middle	1408	-65.66	-13.00	-52.66	-51.15	-67.37	0.87	4.73	H
	2112	-63.82	-13.00	-50.82	-54.70	-64.74	1.17	4.24	H
	2816	-66.78	-13.00	-53.78	-60.11	-68.89	1.39	5.65	H
									H
									H
									H
									H
	1408	-66.73	-13.00	-53.73	-52.70	-68.44	0.87	4.73	V
	2112	-65.65	-13.00	-52.65	-56.92	-66.57	1.17	4.24	V
	2816	-66.23	-13.00	-53.23	-60.26	-68.34	1.39	5.65	V
									V
									V
									V
									V

Highest	1424	-68.54	-13.00	-55.54	-54.11	-70.34	0.88	4.83	H
	2136	-62.26	-13.00	-49.26	-53.19	-63.24	1.18	4.31	H
	2844	-66.98	-13.00	-53.98	-60.35	-69.11	1.40	5.68	H
									H
									H
									H
									H
	1424	-68.34	-13.00	-55.34	-54.41	-70.14	0.88	4.83	V
	2136	-64.88	-13.00	-51.88	-56.20	-65.86	1.18	4.31	V
	2844	-66.09	-13.00	-53.09	-60.28	-68.22	1.40	5.68	V
									V
									V
									V
									V

Remark: Spurious emissions within 30-1000MHz were found more than 20dB below limit line.

LTE Band 12 / 10MHz / QPSK									
Channel	Frequency (MHz)	ERP (dBm)	Limit (dBm)	Over Limit (dB)	SPA Reading (dBm)	S.G. Power (dBm)	TX Cable loss (dB)	TX Antenna Gain (dBi)	Polarization (H/V)
Lowest	1400	-64.66	-13.00	-51.66	-50.16	-66.32	0.87	4.68	H
	2096	-54.96	-13.00	-41.96	-45.68	-55.83	1.16	4.19	H
	3496	-63.76	-13.00	-50.76	-59.39	-67.99	1.60	7.98	H
									H
									H
									H
									H
	1400	-64.67	-13.00	-51.67	-50.66	-66.33	0.87	4.68	V
	2096	-59.38	-13.00	-46.38	-50.44	-60.25	1.16	4.19	V
	3496	-65.24	-13.00	-52.24	-60.60	-69.47	1.60	7.98	V
									V
									V
									V
									V
Middle	1408	-65.16	-13.00	-52.16	-50.60	-66.87	0.87	4.73	H
	2112	-63.57	-13.00	-50.57	-54.38	-64.49	1.17	4.24	H
	2816	-66.97	-13.00	-53.97	-60.35	-69.08	1.39	5.65	H
									H
									H
									H
									H
	1408	-63.84	-13.00	-50.84	-49.83	-65.55	0.87	4.73	V
	2112	-64.86	-13.00	-51.86	-56.03	-65.78	1.17	4.24	V
	2816	-65.97	-13.00	-52.97	-60.12	-68.08	1.39	5.65	V
									V
									V
									V
									V

Highest	1416	-66.48	-13.00	-53.48	-51.99	-68.23	0.87	4.78	H
	2120	-64.83	-13.00	-51.83	-55.72	-65.77	1.17	4.26	H
	2824	-66.84	-13.00	-53.84	-60.15	-68.96	1.39	5.66	H
									H
									H
									H
									H
	1416	-66.33	-13.00	-53.33	-52.32	-68.08	0.87	4.78	V
	2120	-65.24	-13.00	-52.24	-56.45	-66.18	1.17	4.26	V
	2824	-65.99	-13.00	-52.99	-60.16	-68.11	1.39	5.66	V
									V
									V
									V
									V

Remark: Spurious emissions within 30-1000MHz were found more than 20dB below limit line.

IC LTE Band 12 / 1.4MHz / QPSK									
Channel	Frequency (MHz)	EIRP (dBm)	Limit (dBm)	Over Limit (dB)	SPA Reading (dBm)	S.G. Power (dBm)	TX Cable loss (dB)	TX Antenna Gain (dBi)	Polarization (H/V)
Lowest	1400	-61.73	-13.00	-48.73	-49.40	-65.54	0.87	4.68	H
	2096	-60.30	-13.00	-47.30	-53.14	-63.32	1.16	4.19	H
	2796	-64.79	-13.00	-51.79	-60.22	-69.04	1.38	5.64	H
									H
									H
									H
									H
	1400	-63.81	-13.00	-50.81	-51.91	-67.62	0.87	4.68	V
	2096	-62.02	-13.00	-49.02	-55.16	-65.04	1.16	4.19	V
	2796	-63.82	-13.00	-50.82	-60.04	-68.07	1.38	5.64	V
									V
									V
									V
									V
Middle	1416	-62.77	-13.00	-49.77	-50.72	-66.67	0.87	4.78	H
	2120	-57.59	-13.00	-44.59	-50.59	-60.68	1.17	4.26	H
	2826	-64.91	-13.00	-51.91	-60.39	-69.18	1.39	5.66	H
									H
									H
									H
									H
	1416	-62.73	-13.00	-49.73	-50.87	-66.63	0.87	4.78	V
	2120	-59.78	-13.00	-46.78	-53.16	-62.87	1.17	4.26	V
	2826	-63.71	-13.00	-50.71	-60.00	-67.98	1.39	5.66	V
									V
									V
									V
									V

Highest	1432	-62.87	-13.00	-49.87	-50.61	-66.87	0.88	4.88	H
	2144	-55.31	-13.00	-42.31	-48.43	-58.46	1.18	4.33	H
	2858	-64.89	-13.00	-51.89	-60.46	-69.17	1.40	5.69	H
									H
									H
									H
									H
	1432	-66.33	-13.00	-53.33	-54.55	-70.33	0.88	4.88	V
	2144	-53.13	-13.00	-40.13	-46.59	-56.28	1.18	4.33	V
	2858	-64.13	-13.00	-51.13	-60.50	-68.41	1.40	5.69	V
									V
									V
									V
									V

Remark: Spurious emissions within 30-1000MHz were found more than 20dB below limit line.

IC LTE Band 12 / 3MHz / QPSK									
Channel	Frequency (MHz)	EIRP (dBm)	Limit (dBm)	Over Limit (dB)	SPA Reading (dBm)	S.G. Power (dBm)	TX Cable loss (dB)	TX Antenna Gain (dBi)	Polarization (H/V)
Lowest	1400	-51.83	-13.00	-38.83	-52.54	-55.64	0.87	4.68	H
	2096	-58.57	-13.00	-45.57	-51.43	-61.59	1.16	4.19	H
	2800	-65.07	-13.00	-52.07	-60.42	-69.33	1.38	5.64	H
									H
									H
									H
									H
	1400	-65.53	-13.00	-52.53	-53.67	-69.34	0.87	4.68	V
	2096	-60.11	-13.00	-47.11	-53.32	-63.13	1.16	4.19	V
	2800	-63.61	-13.00	-50.61	-59.80	-67.87	1.38	5.64	V
									V
									V
									V
									V
Middle	1416	-64.68	-13.00	-51.68	-52.35	-68.58	0.87	4.78	H
	2120	-59.30	-13.00	-46.30	-52.33	-62.39	1.17	4.26	H
	2824	-65.16	-13.00	-52.16	-60.63	-69.43	1.39	5.66	H
									H
									H
									H
									H
	1416	-66.07	-13.00	-53.07	-54.18	-69.97	0.87	4.78	V
	2120	-61.25	-13.00	-48.25	-54.67	-64.34	1.17	4.26	V
	2824	-63.84	-13.00	-50.84	-60.15	-68.11	1.39	5.66	V
									V
									V
									V
									V

Highest	1424	-65.69	-13.00	-52.69	-53.39	-69.64	0.88	4.83	H
	2144	-61.39	-13.00	-48.39	-54.48	-64.54	1.18	4.33	H
	2852	-64.94	-13.00	-51.94	-60.49	-69.22	1.40	5.68	H
									H
									H
									H
									H
	1424	-66.39	-13.00	-53.39	-54.57	-70.34	0.88	4.83	V
	2144	-62.33	-13.00	-49.33	-55.81	-65.48	1.18	4.33	V
	2852	-63.81	-13.00	-50.81	-60.19	-68.09	1.40	5.68	V
									V
									V
									V
									V

Remark: Spurious emissions within 30-1000MHz were found more than 20dB below limit line.

IC LTE Band 12 / 5MHz / QPSK									
Channel	Frequency (MHz)	EIRP (dBm)	Limit (dBm)	Over Limit (dB)	SPA Reading (dBm)	S.G. Power (dBm)	TX Cable loss (dB)	TX Antenna Gain (dBi)	Polarization (H/V)
Lowest	1400	-62.93	-13.00	-49.93	-50.61	-66.74	0.87	4.68	H
	2096	-62.50	-13.00	-49.50	-55.39	-65.52	1.16	4.19	H
	2800	-64.58	-13.00	-51.58	-60.01	-68.84	1.38	5.64	H
									H
									H
									H
									H
	1400	-62.61	-13.00	-49.61	-50.77	-66.42	0.87	4.68	V
	2096	-64.33	-13.00	-51.33	-57.51	-67.35	1.16	4.19	V
	2800	-63.57	-13.00	-50.57	-59.79	-67.83	1.38	5.64	V
									V
									V
									V
									V
Middle	1408	-63.51	-13.00	-50.51	-51.15	-67.37	0.87	4.73	H
	2112	-61.67	-13.00	-48.67	-54.70	-64.74	1.17	4.24	H
	2816	-64.63	-13.00	-51.63	-60.11	-68.89	1.39	5.65	H
									H
									H
									H
									H
	1408	-64.58	-13.00	-51.58	-52.70	-68.44	0.87	4.73	V
	2112	-63.50	-13.00	-50.50	-56.92	-66.57	1.17	4.24	V
	2816	-64.08	-13.00	-51.08	-60.26	-68.34	1.39	5.65	V
									V
									V
									V
									V

Highest	1424	-66.39	-13.00	-53.39	-54.11	-70.34	0.88	4.83	H
	2136	-60.11	-13.00	-47.11	-53.19	-63.24	1.18	4.31	H
	2844	-64.83	-13.00	-51.83	-60.35	-69.11	1.40	5.68	H
									H
									H
									H
									H
	1424	-66.19	-13.00	-53.19	-54.41	-70.14	0.88	4.83	V
	2136	-62.73	-13.00	-49.73	-56.20	-65.86	1.18	4.31	V
	2844	-63.94	-13.00	-50.94	-60.28	-68.22	1.40	5.68	V
									V
									V
									V
									V

Remark: Spurious emissions within 30-1000MHz were found more than 20dB below limit line.

IC LTE Band 12 / 10MHz / QPSK									
Channel	Frequency (MHz)	EIRP (dBm)	Limit (dBm)	Over Limit (dB)	SPA Reading (dBm)	S.G. Power (dBm)	TX Cable loss (dB)	TX Antenna Gain (dBi)	Polarization (H/V)
Lowest	1400	-62.51	-13.00	-49.51	-50.16	-66.32	0.87	4.68	H
	2096	-52.81	-13.00	-39.81	-45.68	-55.83	1.16	4.19	H
	3496	-61.61	-13.00	-48.61	-59.39	-67.99	1.60	7.98	H
									H
									H
									H
									H
	1400	-62.52	-13.00	-49.52	-50.66	-66.33	0.87	4.68	V
	2096	-57.23	-13.00	-44.23	-50.44	-60.25	1.16	4.19	V
	3496	-63.09	-13.00	-50.09	-60.60	-69.47	1.60	7.98	V
									V
									V
									V
									V
Middle	1408	-63.01	-13.00	-50.01	-50.60	-66.87	0.87	4.73	H
	2112	-61.42	-13.00	-48.42	-54.38	-64.49	1.17	4.24	H
	2816	-64.82	-13.00	-51.82	-60.35	-69.08	1.39	5.65	H
									H
									H
									H
									H
	1408	-61.69	-13.00	-48.69	-49.83	-65.55	0.87	4.73	V
	2112	-62.71	-13.00	-49.71	-56.03	-65.78	1.17	4.24	V
	2816	-63.82	-13.00	-50.82	-60.12	-68.08	1.39	5.65	V
									V
									V
									V
									V

Highest	1416	-64.33	-13.00	-51.33	-51.99	-68.23	0.87	4.78	H
	2120	-62.68	-13.00	-49.68	-55.72	-65.77	1.17	4.26	H
	2824	-64.69	-13.00	-51.69	-60.15	-68.96	1.39	5.66	H
									H
									H
									H
									H
	1416	-64.18	-13.00	-51.18	-52.32	-68.08	0.87	4.78	V
	2120	-63.09	-13.00	-50.09	-56.45	-66.18	1.17	4.26	V
	2824	-63.84	-13.00	-50.84	-60.16	-68.11	1.39	5.66	V
									V
									V
									V
									V

Remark: Spurious emissions within 30-1000MHz were found more than 20dB below limit line.

LTE Band 17

LTE Band 17 / 5MHz / QPSK									
Channel	Frequency (MHz)	ERP (dBm)	Limit (dBm)	Over Limit (dB)	SPA Reading (dBm)	S.G. Power (dBm)	TX Cable loss (dB)	TX Antenna Gain (dBi)	Polarization (H/V)
Lowest	1408	-67.52	-13	-54.52	-53.14	-69.23	0.87	4.73	H
	2112	-54.09	-13	-41.09	-44.89	-55.01	1.17	4.24	H
	2816	-66.66	-13	-53.66	-60.05	-68.77	1.39	5.65	H
									H
									H
									H
									H
	1408	-67.54	-13	-54.54	-53.68	-69.25	0.87	4.73	V
	2112	-52.09	-13	-39.09	-43.27	-53.01	1.17	4.24	V
	2816	-66.05	-13	-53.05	-60.38	-68.16	1.39	5.65	V
									V
									V
									V
									V
Middle	1416	-69.04	-13	-56.04	-54.71	-70.79	0.87	4.78	H
	2128	-58.69	-13	-45.69	-49.61	-59.65	1.17	4.28	H
	2816	-67.04	-13	-54.04	-60.25	-69.15	1.39	5.65	H
									H
									H
									H
									H
	1416	-68.58	-13	-55.58	-54.74	-70.33	0.87	4.78	V
	2128	-60.06	-13	-47.06	-51.46	-61.02	1.17	4.28	V
	2816	-66.33	-13	-53.33	-60.41	-68.44	1.39	5.65	V
									V
									V
									V
									V

Highest	1424	-68.79	-13	-55.79	-54.42	-70.59	0.88	4.83	H
	2136	-59.79	-13	-46.79	-50.64	-60.77	1.18	4.31	H
	2848	-67.09	-13	-54.09	-60.61	-69.22	1.40	5.68	H
									H
									H
									H
									H
	1424	-68.35	-13	-55.35	-54.64	-70.15	0.88	4.83	V
	2136	-61.03	-13	-48.03	-52.30	-62.01	1.18	4.31	V
	2848	-66.19	-13	-53.19	-60.61	-68.32	1.40	5.68	V
									V
									V
									V
									V

Remark: Spurious emissions within 30-1000MHz were found more than 20dB below limit line.

LTE Band 17 / 10MHz / QPSK									
Channel	Frequency (MHz)	ERP (dBm)	Limit (dBm)	Over Limit (dB)	SPA Reading (dBm)	S.G. Power (dBm)	TX Cable loss (dB)	TX Antenna Gain (dBi)	Polarization (H/V)
Lowest	1408	-66.88	-13	-53.88	-52.54	-68.59	0.87	4.73	H
	2112	-57.08	-13	-44.08	-47.22	-58.00	1.17	4.24	H
	2816	-66.90	-13	-53.90	-60.10	-69.01	1.39	5.65	H
									H
									H
									H
									H
	1408	-67.62	-13	-54.62	-53.76	-69.33	0.87	4.73	V
	2112	-59.09	-13	-46.09	-50.17	-60.01	1.17	4.24	V
	2816	-66.05	-13	-53.05	-60.23	-68.16	1.39	5.65	V
									V
									V
									V
									V
Middle	1408	-65.88	-13	-52.88	-51.62	-67.59	0.87	4.73	H
	2120	-57.17	-13	-44.17	-48.18	-58.11	1.17	4.26	H
	2824	-66.94	-13	-53.94	-60.42	-69.06	1.39	5.66	H
									H
									H
									H
									H
	1408	-66.54	-13	-53.54	-52.69	-68.25	0.87	4.73	V
	2120	-58.63	-13	-45.63	-49.85	-59.57	1.17	4.26	V
	2824	-65.94	-13	-52.94	-60.21	-68.06	1.39	5.66	V
									V
									V
									V
									V

Highest	1416	-67.47	-13	-54.47	-53.13	-69.22	0.87	4.78	H
	2120	-57.47	-13	-44.47	-48.45	-58.41	1.17	4.26	H
	2824	-66.93	-13	-53.93	-60.45	-69.05	1.39	5.66	H
									H
									H
									H
									H
	1416	-68.41	-13	-55.41	-54.61	-70.16	0.87	4.78	V
	2120	-60.08	-13	-47.08	-51.30	-61.02	1.17	4.26	V
	2824	-66.13	-13	-53.13	-60.30	-68.25	1.39	5.66	V
									V
									V
									V
									V

Remark: Spurious emissions within 30-1000MHz were found more than 20dB below limit line.

IC LTE Band 17 / 5MHz / QPSK									
Channel	Frequency (MHz)	EIRP (dBm)	Limit (dBm)	Over Limit (dB)	SPA Reading (dBm)	S.G. Power (dBm)	TX Cable loss (dB)	TX Antenna Gain (dBi)	Polarization (H/V)
Lowest	1408	-65.37	-13.00	-52.37	-53.14	-69.23	0.87	4.73	H
	2112	-51.94	-13.00	-38.94	-44.89	-55.01	1.17	4.24	H
	2816	-64.51	-13.00	-51.51	-60.05	-68.77	1.39	5.65	H
									H
									H
									H
									H
	1408	-65.39	-13.00	-52.39	-53.68	-69.25	0.87	4.73	V
	2112	-49.94	-13.00	-36.94	-43.27	-53.01	1.17	4.24	V
	2816	-63.90	-13.00	-50.90	-60.38	-68.16	1.39	5.65	V
									V
									V
									V
									V
Middle	1416	-66.89	-13	-53.89	-54.71	-70.79	0.87	4.78	H
	2128	-56.54	-13	-43.54	-49.61	-59.65	1.17	4.28	H
	2816	-64.89	-13	-51.89	-60.25	-69.15	1.39	5.65	H
									H
									H
									H
									H
	1416	-66.43	-13	-53.43	-54.74	-70.33	0.87	4.78	V
	2128	-57.91	-13	-44.91	-51.46	-61.02	1.17	4.28	V
	2816	-64.18	-13	-51.18	-60.41	-68.44	1.39	5.65	V
									V
									V
									V
									V

Highest	1424	-66.64	-13	-53.64	-54.42	-70.59	0.88	4.83	H
	2136	-57.64	-13	-44.64	-50.64	-60.77	1.18	4.31	H
	2848	-64.94	-13	-51.94	-60.61	-69.22	1.40	5.68	H
									H
									H
									H
									H
	1424	-66.20	-13	-53.20	-54.64	-70.15	0.88	4.83	V
	2136	-58.88	-13	-45.88	-52.30	-62.01	1.18	4.31	V
	2848	-64.04	-13	-51.04	-60.61	-68.32	1.40	5.68	V
									V
									V
									V
									V

Remark: Spurious emissions within 30-1000MHz were found more than 20dB below limit line.

IC LTE Band 17 / 10MHz / QPSK									
Channel	Frequency (MHz)	EIRP (dBm)	Limit (dBm)	Over Limit (dB)	SPA Reading (dBm)	S.G. Power (dBm)	TX Cable loss (dB)	TX Antenna Gain (dBi)	Polarization (H/V)
Lowest	1408	-64.73	-13	-51.73	-52.54	-68.59	0.87	4.73	H
	2112	-54.93	-13	-41.93	-47.22	-58.00	1.17	4.24	H
	2816	-64.75	-13	-51.75	-60.10	-69.01	1.39	5.65	H
									H
									H
									H
									H
	1408	-65.47	-13	-52.47	-53.76	-69.33	0.87	4.73	V
	2112	-56.94	-13	-43.94	-50.17	-60.01	1.17	4.24	V
	2816	-63.90	-13	-50.90	-60.23	-68.16	1.39	5.65	V
									V
									V
									V
									V
Middle	1408	-63.73	-13	-50.73	-51.62	-67.59	0.87	4.73	H
	2120	-55.02	-13	-42.02	-48.18	-58.11	1.17	4.26	H
	2824	-64.79	-13	-51.79	-60.42	-69.06	1.39	5.66	H
									H
									H
									H
									H
	1408	-64.39	-13	-51.39	-52.69	-68.25	0.87	4.73	V
	2120	-56.48	-13	-43.48	-49.85	-59.57	1.17	4.26	V
	2824	-63.79	-13	-50.79	-60.21	-68.06	1.39	5.66	V
									V
									V
									V
									V

Highest	1416	-65.32	-13	-52.32	-53.13	-69.22	0.87	4.78	H
	2120	-55.32	-13	-42.32	-48.45	-58.41	1.17	4.26	H
	2824	-64.78	-13	-51.78	-60.45	-69.05	1.39	5.66	H
									H
									H
									H
									H
	1416	-66.26	-13	-53.26	-54.61	-70.16	0.87	4.78	V
	2120	-57.93	-13	-44.93	-51.30	-61.02	1.17	4.26	V
	2824	-63.98	-13	-50.98	-60.30	-68.25	1.39	5.66	V
									V
									V
									V
									V

Remark: Spurious emissions within 30-1000MHz were found more than 20dB below limit line.

LTE Band 38

LTE Band 38 / 5MHz / QPSK									
Channel	Frequency (MHz)	ERP (dBm)	Limit (dBm)	Over Limit (dB)	SPA Reading (dBm)	S.G. Power (dBm)	TX Cable loss (dB)	TX Antenna Gain (dBi)	Polarization (H/V)
Lowest	5142	-61.36	-25	-36.36	-61.55	-68.64	2.42	9.70	H
	7710	-61.77	-25	-36.77	-66.36	-71.33	2.36	11.93	H
	10278	-60.07	-25	-35.07	-68.26	-69.69	2.69	12.31	H
	12852	-58.69	-25	-33.69	-71.3	-68.62	2.89	12.82	H
	15426	-59.22	-25	-34.22	-73.92	-69.64	3.78	14.20	H
									H
									H
	5142	-62.08	-25	-37.08	-62.09	-69.36	2.42	9.70	V
	7710	-61.01	-25	-36.01	-65.61	-70.57	2.36	11.93	V
	10278	-58.43	-25	-33.43	-66.42	-68.05	2.69	12.31	V
	12852	-57.96	-25	-32.96	-70.05	-67.89	2.89	12.82	V
	15426	-58.43	-25	-33.43	-73.07	-68.85	3.78	14.20	V
									V
									V
Middle	5184	-60.36	-25	-35.36	-60.68	-67.62	2.44	9.70	H
	7776	-62.43	-25	-37.43	-67.32	-72.06	2.34	11.97	H
	10368	-58.83	-25	-33.83	-67.05	-68.48	2.69	12.35	H
	12960	-58.33	-25	-33.33	-70.97	-68.36	2.92	12.95	H
	15552	-57.16	-25	-32.16	-72.11	-67.56	3.83	14.23	H
									H
									H
	5184	-59.46	-25	-34.46	-59.65	-66.72	2.44	9.70	V
	7776	-61.23	-25	-36.23	-66.3	-70.86	2.34	11.97	V
	10368	-57.22	-25	-32.22	-65.39	-66.87	2.69	12.35	V
	12960	-55.23	-25	-30.23	-67.53	-65.26	2.92	12.95	V
	15552	-56.34	-25	-31.34	-71.27	-66.74	3.83	14.23	V
									V
									V

Highest	5232	-58.80	-25	-33.80	-59.46	-66.03	2.47	9.70	H
	7848	-62.14	-25	-37.14	-67.2	-71.83	2.32	12.01	H
	10458	-57.98	-25	-32.98	-66.56	-67.67	2.69	12.38	H
	13086	-58.87	-25	-33.87	-71.5	-69.04	2.95	13.12	H
									H
									H
									H
	5232	-55.56	-25	-30.56	-56.07	-62.79	2.47	9.70	V
	7848	-61.28	-25	-36.28	-66.69	-70.97	2.32	12.01	V
	10458	-54.86	-25	-29.86	-63.26	-64.55	2.69	12.38	V
	13086	-56.74	-25	-31.74	-69.04	-66.91	2.95	13.12	V
									V
									V
									V

Remark: Spurious emissions within 30-1000MHz were found more than 20dB below limit line.

LTE Band 38 / 10MHz / QPSK									
Channel	Frequency (MHz)	ERP (dBm)	Limit (dBm)	Over Limit (dB)	SPA Reading (dBm)	S.G. Power (dBm)	TX Cable loss (dB)	TX Antenna Gain (dBi)	Polarization (H/V)
Lowest	5148	-64.73	-25	-39.73	-65	-72.01	2.42	9.70	H
	7725	-62.53	-25	-37.53	-67.42	-72.11	2.36	11.94	H
	10296	-60.64	-25	-35.64	-68.86	-70.26	2.69	12.32	H
									H
									H
									H
									H
	5148	-63.74	-25	-38.74	-64.72	-71.02	2.42	9.70	V
	7725	-62.53	-25	-37.53	-67.71	-72.11	2.36	11.94	V
	10296	-60.53	-25	-35.53	-68.79	-70.15	2.69	12.32	V
									V
									V
									V
									V
Middle	5184	-62.28	-25	-37.28	-62.8	-69.54	2.44	9.70	H
	7770	-60.97	-25	-35.97	-65.97	-70.59	2.34	11.96	H
	10368	-58.94	-25	-33.94	-67.45	-68.59	2.69	12.35	H
									H
									H
									H
									H
	5184	-60.51	-25	-35.51	-60.82	-67.77	2.44	9.70	V
	7770	-61.39	-25	-36.39	-66.37	-71.01	2.34	11.96	V
	10368	-57.36	-25	-32.36	-65.68	-67.01	2.69	12.35	V
									V
									V
									V
									V

Highest	5220	-59.35	-25	-34.35	-59.85	-66.59	2.46	9.70	H
	7830	-62.33	-25	-37.33	-67.36	-72.01	2.32	12.00	H
	10440	-57.34	-25	-32.34	-66.01	-67.02	2.69	12.38	H
									H
									H
									H
									H
	5220	-55.98	-25	-30.98	-56.61	-63.22	2.46	9.70	V
	7830	-61.47	-25	-36.47	-67.01	-71.15	2.32	12.00	V
	10440	-54.61	-25	-29.61	-63.18	-64.29	2.69	12.38	V
									V
									V
									V
									V

Remark: Spurious emissions within 30-1000MHz were found more than 20dB below limit line.

LTE Band 38 / 15MHz / QPSK									
Channel	Frequency (MHz)	ERP (dBm)	Limit (dBm)	Over Limit (dB)	SPA Reading (dBm)	S.G. Power (dBm)	TX Cable loss (dB)	TX Antenna Gain (dBi)	Polarization (H/V)
Lowest	5154	-64.79	-25	-39.79	-65.02	-72.06	2.43	9.70	H
	7732	-63.01	-25	-38.01	-67.84	-72.59	2.35	11.94	H
	10314	-60.58	-25	-35.58	-68.94	-70.21	2.69	12.33	H
									H
									H
									H
									H
	5154	-64.42	-25	-39.42	-64.53	-71.69	2.43	9.70	V
	7732	-62.47	-25	-37.47	-67.63	-72.05	2.35	11.94	V
	10314	-60.59	-25	-35.59	-68.8	-70.22	2.69	12.33	V
									V
									V
									V
									V
Middle	5190	-64.41	-25	-39.41	-64.8	-71.66	2.45	9.70	H
	7785	-63.39	-25	-38.39	-68.15	-73.02	2.34	11.97	H
	10386	-59.95	-25	-34.95	-68.49	-69.61	2.69	12.35	H
									H
									H
									H
									H
	5190	-64.14	-25	-39.14	-64.39	-71.39	2.45	9.70	V
	7785	-62.58	-25	-37.58	-67.88	-72.21	2.34	11.97	V
	10386	-60.36	-25	-35.36	-68.51	-70.02	2.69	12.35	V
									V
									V
									V
									V

Highest	5226	-64.32	-25	-39.32	-65.15	-71.55	2.47	9.70	H
	7837	-62.83	-25	-37.83	-67.89	-72.51	2.32	12.00	H
	10458	-59.53	-25	-34.53	-68.27	-69.22	2.69	12.38	H
									H
									H
									H
									H
	5226	-63.36	-25	-38.36	-63.98	-70.59	2.47	9.70	V
	7837	-62.35	-25	-37.35	-67.82	-72.03	2.32	12.00	V
	10458	-59.97	-25	-34.97	-68.47	-69.66	2.69	12.38	V
									V
									V
									V
									V

Remark: Spurious emissions within 30-1000MHz were found more than 20dB below limit line.

LTE Band 38 / 20MHz / QPSK									
Channel	Frequency (MHz)	ERP (dBm)	Limit (dBm)	Over Limit (dB)	SPA Reading (dBm)	S.G. Power (dBm)	TX Cable loss (dB)	TX Antenna Gain (dBi)	Polarization (H/V)
Lowest	5142	-61.96	-25	-36.96	-62.1	-69.24	2.42	9.70	H
	7716	-60.90	-25	-35.90	-65.49	-70.47	2.36	11.93	H
	10278	-59.71	-25	-34.71	-67.81	-69.33	2.69	12.31	H
									H
									H
									H
									H
	5142	-61.66	-25	-36.66	-61.65	-68.94	2.42	9.70	V
	7716	-59.67	-25	-34.67	-64.52	-69.24	2.36	11.93	V
	10278	-58.34	-25	-33.34	-66.36	-67.96	2.69	12.31	V
									V
									V
									V
									V
Middle	5172	-61.58	-25	-36.58	-61.85	-68.84	2.44	9.70	H
	7758	-61.54	-25	-36.54	-66.34	-71.15	2.35	11.95	H
	15516	-56.12	-25	-31.12	-71.13	-66.58	3.81	14.28	H
									H
									H
									H
									H
	5172	-61.87	-25	-36.87	-61.97	-69.13	2.44	9.70	V
	7758	-61.78	-25	-36.78	-66.82	-71.39	2.35	11.95	V
	15516	-56.98	-25	-31.98	-71.89	-67.44	3.81	14.28	V
									V
									V
									V
									V

	5202	-60.56	-25	-35.56	-60.99	-67.81	2.45	9.70	H
	7806	-61.63	-25	-36.63	-66.49	-71.28	2.33	11.98	H
	10404	-57.08	-25	-32.08	-65.52	-66.75	2.69	12.36	H
	13014	-57.97	-25	-32.97	-70.65	-68.06	2.93	13.02	H
	15606	-58.33	-25	-33.33	-73.21	-68.63	3.85	14.15	H
									H
									H
Highest	5202	-59.24	-25	-34.24	-59.51	-66.49	2.45	9.70	V
	7806	-61.78	-25	-36.78	-67	-71.43	2.33	11.98	V
	10404	-54.37	-25	-29.37	-62.61	-64.04	2.69	12.36	V
	13014	-52.58	-25	-27.58	-64.9	-62.67	2.93	13.02	V
	15606	-56.82	-25	-31.82	-71.88	-67.12	3.85	14.15	V
									V
									V

Remark: Spurious emissions within 30-1000MHz were found more than 20dB below limit line.

LTE Band 41

LTE Band 41 / 5MHz / QPSK									
Channel	Frequency (MHz)	EIRP (dBm)	Limit (dBm)	Over Limit (dB)	SPA Reading (dBm)	S.G. Power (dBm)	TX Cable loss (dB)	TX Antenna Gain (dBi)	Polarization (H/V)
Lowest	5094	-62.72	-25	-37.72	-62.6	-70.03	2.39	9.70	H
	7638	-62.98	-25	-37.98	-67.37	-72.48	2.38	11.88	H
	15282	-58.47	-25	-33.47	-72.53	-68.75	3.72	13.99	H
									H
									H
									H
									H
	5094	-63.36	-25	-38.36	-63.02	-70.67	2.39	9.70	V
	7638	-62.27	-25	-37.27	-66.86	-71.77	2.38	11.88	V
	15282	-57.14	-25	-32.14	-71.28	-67.42	3.72	13.99	V
									V
									V
									V
									V
Middle	5196	-59.32	-25	-34.32	-59.77	-66.57	2.45	9.70	H
	7794	-58.94	-25	-33.94	-63.86	-68.58	2.33	11.98	H
	10386	-59.21	-25	-34.21	-67.62	-68.87	2.69	12.35	H
	12996	-58.30	-25	-33.30	-71.01	-68.37	2.93	13.00	H
									H
									H
									H
	5196	-62.34	-25	-37.34	-62.64	-69.59	2.45	9.70	V
	7794	-61.92	-25	-36.92	-67.19	-71.56	2.33	11.98	V
	10386	-57.72	-25	-32.72	-65.95	-67.38	2.69	12.35	V
	12996	-56.98	-25	-31.98	-69.33	-67.05	2.93	13.00	V
									V
									V
									V

Highest	5298	-42.16	-25	-17.16	-43.23	-49.35	2.51	9.70	H
	7950	-45.07	-25	-20.07	-50.52	-54.86	2.28	12.07	H
	10602	-58.75	-25	-33.75	-67.79	-68.48	2.69	12.42	H
	13248	-58.72	-25	-33.72	-71.18	-69.07	2.99	13.35	H
									H
									H
									H
	5298	-42.34	-25	-17.34	-43.34	-49.53	2.51	9.70	V
	7950	-48.64	-25	-23.64	-54.4	-58.43	2.28	12.07	V
	10602	-56.84	-25	-31.84	-65.64	-66.57	2.69	12.42	V
	13248	-57.16	-25	-32.16	-69.52	-67.51	2.99	13.35	V
									V
									V
									V

Remark: Spurious emissions within 30-1000MHz were found more than 20dB below limit line.

LTE Band 41 / 10MHz / QPSK									
Channel	Frequency (MHz)	EIRP (dBm)	Limit (dBm)	Over Limit (dB)	SPA Reading (dBm)	S.G. Power (dBm)	TX Cable loss (dB)	TX Antenna Gain (dBi)	Polarization (H/V)
Lowest	5094	-62.94	-25	-37.94	-62.79	-70.25	2.39	9.70	H
	7638	-62.77	-25	-37.77	-67.05	-72.27	2.38	11.88	H
	15282	-57.46	-25	-32.46	-71.51	-67.74	3.72	13.99	H
									H
									H
									H
									H
	5094	-63.23	-25	-38.23	-62.88	-70.54	2.39	9.70	V
	7638	-61.86	-25	-36.86	-66.41	-71.36	2.38	11.88	V
	15282	-58.18	-25	-33.18	-72.29	-68.46	3.72	13.99	V
									V
									V
									V
									V
Middle	5190	-60.56	-25	-35.56	-60.93	-67.81	2.45	9.70	H
	7785	-61.92	-25	-36.92	-66.77	-71.55	2.34	11.97	H
	10386	-59.26	-25	-34.26	-67.66	-68.92	2.69	12.35	H
	12978	-58.24	-25	-33.24	-71	-68.29	2.92	12.97	H
	15570	-59.94	-25	-34.94	-74.88	-70.31	3.84	14.20	H
									H
									H
	5190	-62.88	-25	-37.88	-63.08	-70.13	2.45	9.70	V
	7785	-57.89	-25	-32.89	-63.05	-67.52	2.34	11.97	V
	10386	-58.06	-25	-33.06	-66.33	-67.72	2.69	12.35	V
	12978	-56.54	-25	-31.54	-68.8	-66.59	2.92	12.97	V
	15570	-58.57	-25	-33.57	-73.58	-68.94	3.84	14.20	V
									V
									V

Highest	5292	-43.66	-25	-18.66	-44.65	-50.85	2.51	9.70	H
	7938	-51.54	-25	-26.54	-56.89	-61.31	2.29	12.06	H
	10584	-59.11	-25	-34.11	-68.02	-68.84	2.69	12.42	H
									H
									H
									H
									H
	5292	-44.12	-25	-19.12	-45.01	-51.31	2.51	9.70	V
	7938	-51.11	-25	-26.11	-56.84	-60.88	2.29	12.06	V
	10584	-57.74	-25	-32.74	-66.49	-67.47	2.69	12.42	V
									V
									V
									V
									V

Remark: Spurious emissions within 30-1000MHz were found more than 20dB below limit line.

LTE Band 41 / 15MHz / QPSK									
Channel	Frequency (MHz)	EIRP (dBm)	Limit (dBm)	Over Limit (dB)	SPA Reading (dBm)	S.G. Power (dBm)	TX Cable loss (dB)	TX Antenna Gain (dBi)	Polarization (H/V)
Lowest	5094	-62.56	-25	-37.56	-62.36	-69.87	2.39	9.70	H
	7638	-61.44	-25	-36.44	-65.75	-70.94	2.38	11.88	H
	15282	-56.94	-25	-31.94	-70.97	-67.22	3.72	13.99	H
									H
									H
									H
									H
	5094	-63.43	-25	-38.43	-63.1	-70.74	2.39	9.70	V
	7638	-58.46	-25	-33.46	-63.01	-67.96	2.38	11.88	V
	15282	-57.64	-25	-32.64	-71.72	-67.92	3.72	13.99	V
									V
									V
									V
									V
Middle	5190	-57.73	-25	-32.73	-58.08	-64.98	2.45	9.70	H
	7782	-62.05	-25	-37.05	-66.9	-71.68	2.34	11.97	H
	10368	-59.54	-25	-34.54	-67.88	-69.19	2.69	12.35	H
	12960	-58.16	-25	-33.16	-70.85	-68.19	2.92	12.95	H
									H
									H
									H
	5190	-62.43	-25	-37.43	-62.65	-69.68	2.45	9.70	V
	7782	-59.66	-25	-34.66	-64.81	-69.29	2.34	11.97	V
	10368	-58.13	-25	-33.13	-66.32	-67.78	2.69	12.35	V
	12960	-57.44	-25	-32.44	-69.71	-67.47	2.92	12.95	V
									V
									V
									V

Highest	5280	-46.37	-25	-21.37	-47.37	-53.57	2.50	9.70	H
	7926	-53.65	-25	-28.65	-58.93	-63.41	2.29	12.06	H
	10566	-59.36	-25	-34.36	-68.26	-69.08	2.69	12.41	H
									H
									H
									H
									H
	5280	-46.28	-25	-21.28	-47.12	-53.48	2.50	9.70	V
	7926	-54.07	-25	-29.07	-59.74	-63.83	2.29	12.06	V
	10566	-58.37	-25	-33.37	-67.06	-68.09	2.69	12.41	V
									V
									V
									V
									V

Remark: Spurious emissions within 30-1000MHz were found more than 20dB below limit line.

LTE Band 41 / 20MHz / QPSK									
Channel	Frequency (MHz)	EIRP (dBm)	Limit (dBm)	Over Limit (dB)	SPA Reading (dBm)	S.G. Power (dBm)	TX Cable loss (dB)	TX Antenna Gain (dBi)	Polarization (H/V)
Lowest	5094	-63.22	-25	-38.22	-63.06	-70.53	2.39	9.70	H
	7638	-60.77	-25	-35.77	-65.1	-70.27	2.38	11.88	H
	15282	-58.84	-25	-33.84	-72.87	-69.12	3.72	13.99	H
									H
									H
									H
									H
	5094	-63.48	-25	-38.48	-63.17	-70.79	2.39	9.70	V
	7638	-57.67	-25	-32.67	-62.29	-67.17	2.38	11.88	V
	15282	-58.66	-25	-33.66	-72.76	-68.94	3.72	13.99	V
									V
									V
									V
									V
Middle	5184	-59.52	-25	-34.52	-59.87	-66.78	2.44	9.70	H
	7776	-60.54	-25	-35.54	-65.42	-70.17	2.34	11.97	H
	10368	-59.84	-25	-34.84	-68.19	-69.49	2.69	12.35	H
									H
									H
									H
									H
	5184	-62.98	-25	-37.98	-63.25	-70.24	2.44	9.70	V
	7776	-58.64	-25	-33.64	-63.8	-68.27	2.34	11.97	V
	10368	-58.68	-25	-33.68	-66.89	-68.33	2.69	12.35	V
									V
									V
									V
									V

	5274	-49.54	-25	-24.54	-50.42	-56.75	2.49	9.70	H
	7908	-54.38	-25	-29.38	-59.66	-64.13	2.30	12.04	H
	10548	-58.84	-25	-33.84	-67.63	-68.56	2.69	12.41	H
									H
									H
									H
									H
Highest	5274	-48.66	-25	-23.66	-49.41	-55.87	2.49	9.70	V
	7908	-56.83	-25	-31.83	-62.43	-66.58	2.30	12.04	V
	10548	-58.07	-25	-33.07	-66.73	-67.79	2.69	12.41	V
									V
									V
									V
									V

Remark: Spurious emissions within 30-1000MHz were found more than 20dB below limit line.

Part 22H LTE Band 26

Part 22H LTE Band 26 / 1.4MHz / QPSK									
Channel	Frequency (MHz)	EIRP (dBm)	Limit (dBm)	Over Limit (dB)	SPA Reading (dBm)	S.G. Power (dBm)	TX Cable loss (dB)	TX Antenna Gain (dBi)	Polarization (H/V)
Lowest	1649	-54.94	-13	-41.94	-42.14	-56.69	0.98	4.88	H
	2474	-66.79	-13	-53.79	-59.52	-68.68	1.28	5.32	H
	3298	-65.69	-13	-52.69	-60.6	-69.11	1.54	7.11	H
									H
									H
									H
									H
									V
	1649	-56.07	-13	-43.07	-43.74	-57.82	0.98	4.88	V
	2474	-66.22	-13	-53.22	-59.46	-68.11	1.28	5.32	V
	3298	-65.35	-13	-52.35	-60.51	-68.77	1.54	7.11	V
									V
									V
									V
Middle	1672	-53.65	-13	-40.65	-41.25	-55.33	0.99	4.82	H
	2509	-66.92	-13	-53.92	-59.78	-68.88	1.29	5.41	H
	3346	-65.44	-13	-52.44	-60.58	-69.06	1.56	7.32	H
									H
									H
									H
									H
	1672	-52.43	-13	-39.43	-40.51	-54.11	0.99	4.82	V
	2509	-65.56	-13	-52.56	-58.89	-67.52	1.29	5.41	V
	3346	-65.07	-13	-52.07	-60.38	-68.69	1.56	7.32	V
									V
									V
									V
									V

Highest	1696	-58.73	-13	-45.73	-46.54	-60.33	1.00	4.75	H
	2544	-61.13	-13	-48.13	-54.15	-63.11	1.30	5.44	H
	3392	-65.25	-13	-52.25	-60.64	-69.05	1.57	7.52	H
									H
									H
									H
									H
	1696	-57.81	-13	-44.81	-46.06	-59.41	1.00	4.75	V
	2544	-61.68	-13	-48.68	-52.04	-63.66	1.30	5.44	V
	3393	-65.41	-13	-52.41	-54.25	-69.22	1.57	7.53	V
									V
									V
									V
									V

Remark: Spurious emissions within 30-1000MHz were found more than 20dB below limit line.

Part 22H LTE Band 26 / 3MHz / QPSK									
Channel	Frequency (MHz)	EIRP (dBm)	Limit (dBm)	Over Limit (dB)	SPA Reading (dBm)	S.G. Power (dBm)	TX Cable loss (dB)	TX Antenna Gain (dBi)	Polarization (H/V)
Lowest	1648	-55.25	-13	-42.25	-42.51	-57.01	0.98	4.89	H
	2476	-66.83	-13	-53.83	-59.66	-68.72	1.28	5.33	H
	3302	-65.87	-13	-52.87	-60.8	-69.31	1.54	7.13	H
									H
									H
									H
									H
	1648	-55.79	-13	-42.79	-43.68	-57.55	0.98	4.89	V
	2476	-66.32	-13	-53.32	-59.46	-68.21	1.28	5.33	V
	3302	-65.33	-13	-52.33	-60.62	-68.77	1.54	7.13	V
									V
									V
									V
									V
Middle	1672	-55.33	-13	-42.33	-42.82	-57.01	0.99	4.82	H
	2509	-66.92	-13	-53.92	-59.77	-68.88	1.29	5.41	H
	3346	-65.41	-13	-52.41	-60.39	-69.03	1.56	7.32	H
									H
									H
									H
									H
	1672	-54.33	-13	-41.33	-42.38	-56.01	0.99	4.82	V
	2509	-66.62	-13	-53.62	-60.04	-68.58	1.29	5.41	V
	3346	-65.07	-13	-52.07	-60.42	-68.69	1.56	7.32	V
									V
									V
									V
									V

Highest	1696	-59.41	-13	-46.41	-47	-61.01	1.00	4.75	H
	2542	-67.13	-13	-54.13	-60.16	-69.11	1.30	5.43	H
	3390	-65.35	-13	-52.35	-60.74	-69.15	1.57	7.52	H
									H
									H
									H
									H
	1696	-57.41	-13	-44.41	-45.37	-59.01	1.00	4.75	V
	2542	-66.34	-13	-53.34	-59.79	-68.32	1.30	5.43	V
	3390	-65.35	-13	-52.35	-60.81	-69.15	1.57	7.52	V
									V
									V
									V
									V

Remark: Spurious emissions within 30-1000MHz were found more than 20dB below limit line.

Part 22H LTE Band 26 / 5MHz / QPSK									
Channel	Frequency (MHz)	EIRP (dBm)	Limit (dBm)	Over Limit (dB)	SPA Reading (dBm)	S.G. Power (dBm)	TX Cable loss (dB)	TX Antenna Gain (dBi)	Polarization (H/V)
Lowest	1648	-54.06	-13	-41.06	-41.33	-55.82	0.98	4.89	H
	2479	-66.91	-13	-53.91	-59.3	-68.81	1.28	5.34	H
	3306	-66.07	-13	-53.07	-61.05	-69.52	1.54	7.15	H
									H
									H
									H
									H
	1648	-54.83	-13	-41.83	-42.6	-56.59	0.98	4.89	V
	2479	-66.21	-13	-53.21	-59.45	-68.11	1.28	5.34	V
	3306	-65.57	-13	-52.57	-60.78	-69.02	1.54	7.15	V
									V
									V
									V
									V
Middle	1672	-53.33	-13	-40.33	-40.9	-55.01	0.99	4.82	H
	2509	-66.06	-13	-53.06	-59.72	-68.02	1.29	5.41	H
	3346	-65.41	-13	-52.41	-60.4	-69.03	1.56	7.32	H
									H
									H
									H
									H
	1672	-53.01	-13	-40.01	-40.95	-54.69	0.99	4.82	V
	2509	-66.45	-13	-53.45	-59.76	-68.41	1.29	5.41	V
	3344	-64.98	-13	-51.98	-60.3	-68.59	1.56	7.31	V
									V
									V
									V
									V

Highest	1688	-57.39	-13	-44.39	-45.06	-59.02	1.00	4.77	H
	2539	-67.01	-13	-54.01	-59.97	-68.99	1.30	5.43	H
	3386	-65.34	-13	-52.34	-60.65	-69.12	1.57	7.50	H
									H
									H
									H
									H
	1688	-55.52	-13	-42.52	-43.62	-57.15	1.00	4.77	V
	2539	-66.57	-13	-53.57	-59.96	-68.55	1.30	5.43	V
	3386	-65.23	-13	-52.23	-60.58	-69.01	1.57	7.50	V
									V
									V
									V
									V

Remark: Spurious emissions within 30-1000MHz were found more than 20dB below limit line.

Part 22H LTE Band 26 / 10MHz / QPSK									
Channel	Frequency (MHz)	EIRP (dBm)	Limit (dBm)	Over Limit (dB)	SPA Reading (dBm)	S.G. Power (dBm)	TX Cable loss (dB)	TX Antenna Gain (dBi)	Polarization (H/V)
Lowest	1648	-53.63	-13	-40.63	-40.98	-55.39	0.98	4.89	H
	2487	-66.89	-13	-53.89	-59.63	-68.81	1.29	5.36	H
	3316	-65.73	-13	-52.73	-60.78	-69.22	1.55	7.19	H
									H
									H
									H
									H
	1648	-55.06	-13	-42.06	-42.69	-56.82	0.98	4.89	V
	2487	-66.33	-13	-53.33	-59.58	-68.25	1.29	5.36	V
	3320	-65.26	-13	-52.26	-60.46	-68.77	1.55	7.21	V
									V
									V
									V
									V
Middle	1664	-53.65	-13	-40.65	-41.13	-55.36	0.98	4.84	H
	2496	-62.94	-13	-49.94	-55.82	-64.89	1.29	5.39	H
	3344	-65.27	-13	-52.27	-60.38	-68.88	1.56	7.31	H
									H
									H
									H
									H
	1664	-54.31	-13	-41.31	-42.07	-56.02	0.98	4.84	V
	2496	-62.46	-13	-49.46	-55.71	-64.41	1.29	5.39	V
	3344	-64.98	-13	-51.98	-60.22	-68.59	1.56	7.31	V
									V
									V
									V
									V

Highest	1680	-55.04	-13	-42.04	-42.61	-56.69	0.99	4.80	H
	2520	-61.11	-13	-48.11	-54.08	-63.08	1.30	5.42	H
	3376	-65.27	-13	-52.27	-60.56	-69.01	1.57	7.45	H
									H
									H
									H
									H
	1680	-52.36	-13	-39.36	-40.5	-54.01	0.99	4.80	V
	2520	-66.55	-13	-53.55	-59.88	-68.52	1.30	5.42	V
	3376	-65.08	-13	-52.08	-60.49	-68.82	1.57	7.45	V
									V
									V
									V
									V

Remark: Spurious emissions within 30-1000MHz were found more than 20dB below limit line.

Part 22H LTE Band 26 / 15MHz / QPSK									
Channel	Frequency (MHz)	EIRP (dBm)	Limit (dBm)	Over Limit (dB)	SPA Reading (dBm)	S.G. Power (dBm)	TX Cable loss (dB)	TX Antenna Gain (dBi)	Polarization (H/V)
Lowest	1648	-54.05	-13	-41.05	-41.24	-55.81	0.98	4.89	H
	2494	-66.77	-13	-53.77	-59.62	-68.71	1.29	5.38	H
	3326	-65.59	-13	-52.59	-60.63	-69.12	1.55	7.23	H
									H
									H
									H
									H
	1648	-55.25	-13	-42.25	-42.98	-57.01	0.98	4.89	V
	2494	-66.27	-13	-53.27	-59.58	-68.21	1.29	5.38	V
	3326	-65.49	-13	-52.49	-60.78	-69.02	1.55	7.23	V
									V
									V
									V
									V
Middle	1664	-55.31	-13	-42.31	-42.63	-57.02	0.98	4.84	H
	2509	-66.16	-13	-53.16	-59.86	-68.12	1.29	5.41	H
	3346	-65.63	-13	-52.63	-60.78	-69.25	1.56	7.32	H
									H
									H
									H
									H
	1664	-54.87	-13	-41.87	-42.74	-56.58	0.98	4.84	V
	2509	-66.75	-13	-53.75	-60.08	-68.71	1.29	5.41	V
	3346	-65.41	-13	-52.41	-60.64	-69.03	1.56	7.32	V
									V
									V
									V
									V

Highest	1672	-54.33	-13	-41.33	-41.87	-56.01	0.99	4.82	H
	2524	-67.14	-13	-54.14	-60.01	-69.11	1.30	5.42	H
	3366	-65.11	-13	-52.11	-60.44	-68.81	1.56	7.41	H
									H
									H
									H
									H
	1672	-53.91	-13	-40.91	-42.05	-55.59	0.99	4.82	V
	2524	-66.55	-13	-53.55	-59.88	-68.52	1.30	5.42	V
	3366	-64.99	-13	-51.99	-60.44	-68.69	1.56	7.41	V
									V
									V
									V
									V

Remark: Spurious emissions within 30-1000MHz were found more than 20dB below limit line.

LTE Band 38 CA

LTE Band 38 / 15M+15M / QPSK									
Channel	Frequency (MHz)	ERP (dBm)	Limit (dBm)	Over Limit (dB)	SPA Reading (dBm)	S.G. Power (dBm)	TX Cable loss (dB)	TX Antenna Gain (dBi)	Polarization (H/V)
Lowest	5172	-60.42	-25	-35.42	-60.67	-67.68	2.44	9.70	H
	7755	-63.32	-25	-38.32	-68.02	-72.93	2.35	11.95	H
	10332	-60.24	-25	-35.24	-68.49	-69.88	2.69	12.33	H
									H
									H
									H
									H
	5172	-63.55	-25	-38.55	-63.64	-70.81	2.44	9.70	V
	7755	-62.92	-25	-37.92	-67.95	-72.53	2.35	11.95	V
	10332	-59.67	-25	-34.67	-67.79	-69.31	2.69	12.33	V
									V
									V
									V
									V
Middle	5190	-59.86	-25	-34.86	-60.21	-67.11	2.45	9.70	H
	7782	-63.44	-25	-38.44	-68.29	-73.07	2.34	11.97	H
	10386	-60.29	-25	-35.29	-68.64	-69.95	2.69	12.35	H
									H
									H
									H
									H
	5190	-62.27	-25	-37.27	-62.5	-69.52	2.45	9.70	V
	7782	-61.51	-25	-36.51	-66.64	-71.14	2.34	11.97	V
	10386	-58.86	-25	-33.86	-67.06	-68.52	2.69	12.35	V
									V
									V
									V
									V

Highest	5208	-59.84	-25	-34.84	-60.38	-67.08	2.46	9.70	H
	7812	-62.26	-25	-37.26	-67.2	-71.92	2.33	11.99	H
	10422	-58.37	-25	-33.37	-66.85	-68.05	2.69	12.37	H
	13032	-58.96	-25	-33.96	-71.64	-69.07	2.94	13.04	H
									H
									H
									H
	5208	-61.27	-25	-36.27	-61.67	-68.51	2.46	9.70	V
	7812	-61.23	-25	-36.23	-66.53	-70.89	2.33	11.99	V
	10422	-57.48	-25	-32.48	-65.77	-67.16	2.69	12.37	V
	13032	-57.31	-25	-32.31	-69.61	-67.42	2.94	13.04	V
									V
									V
									V

Remark: Spurious emissions within 30-1000MHz were found more than 20dB below limit line.

LTE Band 38 / 20M+20M / QPSK									
Channel	Frequency (MHz)	ERP (dBm)	Limit (dBm)	Over Limit (dB)	SPA Reading (dBm)	S.G. Power (dBm)	TX Cable loss (dB)	TX Antenna Gain (dBi)	Polarization (H/V)
Lowest	5178	-62.46	-25	-37.46	-62.8	-69.72	2.44	9.70	H
	7770	-62.67	-25	-37.67	-67.51	-72.29	2.34	11.96	H
	10360	-60.33	-25	-35.33	-68.72	-69.98	2.69	12.34	H
									H
									H
									H
									H
	5178	-63.16	-25	-38.16	-63.38	-70.42	2.44	9.70	V
	7770	-62.36	-25	-37.36	-67.48	-71.98	2.34	11.96	V
	10360	-59.37	-25	-34.37	-67.55	-69.02	2.69	12.34	V
									V
									V
									V
									V
Middle	5190	-61.62	-25	-36.62	-61.99	-68.87	2.45	9.70	H
	7785	-63.24	-25	-38.24	-68.09	-72.87	2.34	11.97	H
	10386	-59.97	-25	-34.97	-68.37	-69.63	2.69	12.35	H
	12978	-58.84	-25	-33.84	-71.55	-68.89	2.92	12.97	H
									H
									H
									H
	5190	-62.08	-25	-37.08	-62.3	-69.33	2.45	9.70	V
	7785	-63.06	-25	-38.06	-68.23	-72.69	2.34	11.97	V
	10386	-58.88	-25	-33.88	-67.09	-68.54	2.69	12.35	V
	12978	-57.71	-25	-32.71	-69.99	-67.76	2.92	12.97	V
									V
									V
									V

Highest	5202	-61.16	-25	-36.16	-61.62	-68.41	2.45	9.70	H
	7800	-63.17	-25	-38.17	-68.09	-72.82	2.33	11.98	H
	10404	-59.27	-25	-34.27	-67.69	-68.94	2.69	12.36	H
									H
									H
									H
									H
	5202	-62.24	-25	-37.24	-62.6	-69.49	2.45	9.70	V
	7800	-63.07	-25	-38.07	-68.27	-72.72	2.33	11.98	V
	10404	-58.89	-25	-33.89	-67.18	-68.56	2.69	12.36	V
									V
									V
									V
									V

Remark: Spurious emissions within 30-1000MHz were found more than 20dB below limit line.

LTE Band 41 CA

LTE Band 41 / 5M+20M / QPSK									
Channel	Frequency (MHz)	EIRP (dBm)	Limit (dBm)	Over Limit (dB)	SPA Reading (dBm)	S.G. Power (dBm)	TX Cable loss (dB)	TX Antenna Gain (dBi)	Polarization (H/V)
Lowest	5100	-61.87	-25	-36.87	-61.76	-69.18	2.39	9.70	H
	7650	-62.58	-25	-37.58	-66.94	-72.09	2.38	11.89	H
	15300	-56.24	-25	-31.24	-70.33	-66.54	3.72	14.02	H
									H
									H
									H
	5100	-62.53	-25	-37.53	-62.18	-69.84	2.39	9.70	V
	7650	-62.42	-25	-37.42	-67.02	-71.93	2.38	11.89	V
	15300	-55.98	-25	-30.98	-70.16	-66.28	3.72	14.02	V
									V
									V
									V
Middle	5184	-57.61	-25	-32.61	-57.94	-64.87	2.44	9.70	H
	10368	-59.18	-25	-34.18	-67.39	-68.83	2.69	12.35	H
	15552	-57.80	-25	-32.80	-72.83	-68.20	3.83	14.23	H
									H
									H
									H
									H
	5184	-62.16	-25	-37.16	-62.37	-69.42	2.44	9.70	V
	10368	-57.14	-25	-32.14	-65.32	-66.79	2.69	12.35	V
	15552	-56.54	-25	-31.54	-71.47	-66.94	3.83	14.23	V
									V
									V
									V
									V

Highest	5274	-47.33	-25	-22.33	-48.21	-54.54	2.49	9.70	H
	7908	-54.08	-25	-29.08	-59.27	-63.83	2.30	12.04	H
	10548	-58.43	-25	-33.43	-67.21	-68.15	2.69	12.41	H
	13176	-58.16	-25	-33.16	-70.67	-68.43	2.97	13.25	H
									H
									H
									H
	5274	-50.66	-25	-25.66	-51.4	-57.87	2.49	9.70	V
	7908	-57.38	-25	-32.38	-62.94	-67.13	2.30	12.04	V
	10548	-57.22	-25	-32.22	-65.76	-66.94	2.69	12.41	V
	13176	-56.49	-25	-31.49	-68.81	-66.76	2.97	13.25	V
									V
									V
									V

Remark: Spurious emissions within 30-1000MHz were found more than 20dB below limit line.

LTE Band 41 / 20M+5M / QPSK									
Channel	Frequency (MHz)	EIRP (dBm)	Limit (dBm)	Over Limit (dB)	SPA Reading (dBm)	S.G. Power (dBm)	TX Cable loss (dB)	TX Antenna Gain (dBi)	Polarization (H/V)
Lowest	5130	-61.23	-25	-36.23	-61.19	-68.52	2.41	9.70	H
	7692	-61.42	-25	-36.42	-65.94	-70.97	2.37	11.92	H
	10260	-59.37	-25	-34.37	-67.48	-68.98	2.69	12.30	H
									H
									H
									H
									H
	5130	-62.87	-25	-37.87	-62.74	-70.16	2.41	9.70	V
	7692	-54.51	-25	-29.51	-59.34	-64.06	2.37	11.92	V
	10260	-59.78	-25	-34.78	-67.76	-69.39	2.69	12.30	V
									V
									V
									V
									V
Middle	5214	-57.34	-25	-32.34	-57.96	-64.58	2.46	9.70	H
	7824	-62.44	-25	-37.44	-67.46	-72.11	2.32	11.99	H
	10422	-56.73	-25	-31.73	-65.16	-66.41	2.69	12.37	H
	13032	-57.57	-25	-32.57	-70.19	-67.68	2.94	13.04	H
									H
									H
									H
	5214	-60.38	-25	-35.38	-60.74	-67.62	2.46	9.70	V
	7824	-62.17	-25	-37.17	-67.42	-71.84	2.32	11.99	V
	10422	-55.71	-25	-30.71	-63.93	-65.39	2.69	12.37	V
	13032	-55.94	-25	-30.94	-68.25	-66.05	2.94	13.04	V
									V
									V
									V

Highest	5298	-41.06	-25	-16.06	-42.13	-48.25	2.51	9.70	H
	7950	-45.24	-25	-20.24	-50.6	-55.03	2.28	12.07	H
	10602	-56.25	-25	-31.25	-65.23	-65.98	2.69	12.42	H
									H
									H
									H
									H
	5298	-44.67	-25	-19.67	-45.58	-51.86	2.51	9.70	V
	7950	-48.52	-25	-23.52	-54.26	-58.31	2.28	12.07	V
	10602	-54.72	-25	-29.72	-63.55	-64.45	2.69	12.42	V
									V
									V
									V
									V

Remark: Spurious emissions within 30-1000MHz were found more than 20dB below limit line.

LTE Band 41 / 10M+20M / QPSK									
Channel	Frequency (MHz)	EIRP (dBm)	Limit (dBm)	Over Limit (dB)	SPA Reading (dBm)	S.G. Power (dBm)	TX Cable loss (dB)	TX Antenna Gain (dBi)	Polarization (H/V)
Lowest	5112	-61.62	-25	-36.62	-61.58	-68.92	2.40	9.70	H
	7665	-62.54	-25	-37.54	-66.97	-72.06	2.38	11.90	H
	10224	-59.64	-25	-34.64	-67.64	-69.23	2.69	12.29	H
									H
									H
									H
									H
	5112	-63.84	-25	-38.84	-63.62	-71.14	2.40	9.70	V
	7665	-61.46	-25	-36.46	-66.12	-70.98	2.38	11.90	V
	10224	-59.66	-25	-34.66	-67.57	-69.25	2.69	12.29	V
									V
									V
									V
									V
Middle	5190	-60.08	-25	-35.08	-60.6	-67.33	2.45	9.70	H
	7785	-62.42	-25	-37.42	-67.49	-72.05	2.34	11.97	H
	10386	-58.93	-25	-33.93	-67.5	-68.59	2.69	12.35	H
									H
									H
									H
									H
	5190	-61.97	-25	-36.97	-62.36	-69.22	2.45	9.70	V
	7785	-61.89	-25	-36.89	-67.13	-71.52	2.34	11.97	V
	10386	-58.03	-25	-33.03	-66.4	-67.69	2.69	12.35	V
									V
									V
									V
									V

Highest	5268	-49.14	-25	-24.14	-50.04	-56.35	2.49	9.70	H
	7908	-55.81	-25	-30.81	-61.19	-65.56	2.30	12.04	H
	10548	-58.87	-25	-33.87	-67.86	-68.59	2.69	12.41	H
									H
									H
									H
									H
	5268	-51.67	-25	-26.67	-52.46	-58.88	2.49	9.70	V
	7908	-58.27	-25	-33.27	-63.93	-68.02	2.30	12.04	V
	10548	-56.97	-25	-31.97	-65.72	-66.69	2.69	12.41	V
									V
									V
									V
									V

Remark: Spurious emissions within 30-1000MHz were found more than 20dB below limit line.

LTE Band 41 / 20M+10M / QPSK									
Channel	Frequency (MHz)	EIRP (dBm)	Limit (dBm)	Over Limit (dB)	SPA Reading (dBm)	S.G. Power (dBm)	TX Cable loss (dB)	TX Antenna Gain (dBi)	Polarization (H/V)
Lowest	5130	-61.15	-25	-36.15	-61.4	-68.44	2.41	9.70	H
	7695	-62.47	-25	-37.47	-67.17	-72.02	2.37	11.92	H
	10260	-59.72	-25	-34.72	-67.92	-69.33	2.69	12.30	H
									H
									H
									H
									H
	5130	-63.26	-25	-38.26	-63.26	-70.55	2.41	9.70	V
	7695	-61.67	-25	-36.67	-66.64	-71.22	2.37	11.92	V
	10260	-59.41	-25	-34.41	67.35	-69.02	2.69	12.30	V
									V
									V
									V
									V
Middle	5208	-58.78	-25	-33.78	-59.28	-66.02	2.46	9.70	H
	7812	-62.35	-25	-37.35	-67.38	-72.01	2.33	11.99	H
	10416	-57.77	-25	-32.77	-66.37	-67.44	2.69	12.37	H
									H
									H
									H
									H
	5208	-61.98	-25	-36.98	-62.53	-69.22	2.46	9.70	V
	7812	-62.02	-25	-37.02	-67.44	-71.68	2.33	11.99	V
	10416	-57.77	-25	-32.77	-66.19	-67.44	2.69	12.37	V
									V
									V
									V
									V

Highest	5292	-48.25	-25	-23.25	-49.33	-55.44	2.51	9.70	H
	7938	-55.75	-25	-30.75	-61.3	-65.52	2.29	12.06	H
	10584	-58.28	-25	-33.28	-67.41	-68.01	2.69	12.42	H
									H
									H
									H
									H
	5292	-48.49	-25	-23.49	-49.36	-55.68	2.51	9.70	V
	7938	-56.64	-25	-31.64	-62.53	-66.41	2.29	12.06	V
	10584	-56.62	-25	-31.62	-65.47	-66.35	2.69	12.42	V
									V
									V
									V
									V

Remark: Spurious emissions within 30-1000MHz were found more than 20dB below limit line.

LTE Band 41 / 15M+15M / QPSK									
Channel	Frequency (MHz)	EIRP (dBm)	Limit (dBm)	Over Limit (dB)	SPA Reading (dBm)	S.G. Power (dBm)	TX Cable loss (dB)	TX Antenna Gain (dBi)	Polarization (H/V)
Lowest	5118	-61.03	-25	-36.03	-61.11	-68.33	2.40	9.70	H
	7680	-62.51	-25	-37.51	-67.17	-72.05	2.37	11.91	H
	10242	-59.46	-25	-34.46	-67.72	-69.06	2.69	12.30	H
									H
									H
									H
									H
	5118	-62.51	-25	-37.51	-62.45	-69.81	2.40	9.70	V
	7680	-62.05	-25	-37.05	-66.98	-71.59	2.37	11.91	V
	10242	-59.42	-25	-34.42	-67.41	-69.02	2.69	12.30	V
									V
									V
									V
									V
Middle	5202	-59.97	-25	-34.97	-60.53	-67.22	2.45	9.70	H
	7803	-62.71	-25	-37.71	-67.73	-72.36	2.33	11.98	H
	10404	-58.33	-25	-33.33	-67.31	-68.00	2.69	12.36	H
									H
									H
									H
									H
	5202	-61.08	-25	-36.08	-61.49	-68.33	2.45	9.70	V
	7803	-62.04	-25	-37.04	-67.42	-71.69	2.33	11.98	V
	10404	-58.35	-25	-33.35	-66.62	-68.02	2.69	12.36	V
									V
									V
									V
									V

Highest	5280	-46.62	-25	-21.62	-47.67	-53.82	2.50	9.70	H
	7920	-55.63	-25	-30.63	-61.09	-65.39	2.29	12.05	H
	10566	-48.72	-25	-23.72	-67.66	-58.44	2.69	12.41	H
	5280	-46.62	-25	-21.62	-47.67	-53.82	2.50	9.70	H
									H
									H
									H
	5280	-51.46	-25	-26.46	-52.36	-58.66	2.50	9.70	V
	7920	-57.93	-25	-32.93	-63.59	-67.69	2.29	12.05	V
	10566	-58.61	-25	-33.61	-67.55	-68.33	2.69	12.41	V
									V
									V
									V
									V

Remark: Spurious emissions within 30-1000MHz were found more than 20dB below limit line.

LTE Band 41 / 15M+20M / QPSK									
Channel	Frequency (MHz)	EIRP (dBm)	Limit (dBm)	Over Limit (dB)	SPA Reading (dBm)	S.G. Power (dBm)	TX Cable loss (dB)	TX Antenna Gain (dBi)	Polarization (H/V)
Lowest	5118	-63.72	-25	-38.72	-63.76	-71.02	2.40	9.70	H
	7680	-61.47	-25	-36.47	-65.93	-71.01	2.37	11.91	H
	10242	-59.45	-25	-34.45	-67.59	-69.05	2.69	12.30	H
									H
									H
									H
									H
	5118	-63.58	-25	-38.58	-63.38	-70.88	2.40	9.70	V
	7680	-57.82	-25	-32.82	-62.71	-67.36	2.37	11.91	V
	10242	-59.42	-25	-34.42	-67.49	-69.02	2.69	12.30	V
									V
									V
									V
									V
Middle	5196	-60.97	-25	-35.97	-61.53	-68.22	2.45	9.70	H
	7794	-62.69	-25	-37.69	-67.72	-72.33	2.33	11.98	H
	10386	-59.45	-25	-34.45	-67.97	-69.11	2.69	12.35	H
									H
									H
									H
									H
	5196	-61.78	-25	-36.78	-62.08	-69.03	2.45	9.70	V
	7794	-62.05	-25	-37.05	-67.4	-71.69	2.33	11.98	V
	10386	-58.36	-25	-33.36	-66.65	-68.02	2.69	12.35	V
									V
									V
									V
									V

Highest	5268	-50.81	-25	-25.81	-51.62	-58.02	2.49	9.70	H
	7908	-56.41	-25	-31.41	-61.82	-66.16	2.30	12.04	H
	10548	-59.27	-25	-34.27	-68.28	-68.99	2.69	12.41	H
									H
									H
									H
									H
	5268	-54.01	-25	-29.01	-54.83	-61.22	2.49	9.70	V
	7908	-59.04	-25	-34.04	-64.76	-68.79	2.30	12.04	V
	10548	-57.97	-25	-32.97	-66.74	-67.69	2.69	12.41	V
									V
									V
									V
									V

Remark: Spurious emissions within 30-1000MHz were found more than 20dB below limit line.

LTE Band 41 / 20M+15M / QPSK									
Channel	Frequency (MHz)	EIRP (dBm)	Limit (dBm)	Over Limit (dB)	SPA Reading (dBm)	S.G. Power (dBm)	TX Cable loss (dB)	TX Antenna Gain (dBi)	Polarization (H/V)
Lowest	5130	-60.28	-25	-35.28	-60.5	-67.57	2.41	9.70	H
	7692	-62.11	-25	-37.11	-66.79	-71.66	2.37	11.92	H
	10260	-59.61	-25	-34.61	-67.82	-69.22	2.69	12.30	H
									H
									H
									H
									H
	5130	-63.82	-25	-38.82	-63.88	-71.11	2.41	9.70	V
	7692	-62.01	-25	-37.01	-66.98	-71.56	2.37	11.92	V
	10260	-59.83	-25	-34.83	-67.86	-69.44	2.69	12.30	V
									V
									V
									V
									V
Middle	5202	-61.86	-25	-36.86	-62.42	-69.11	2.45	9.70	H
	7800	-62.56	-25	-37.56	-67.59	-72.21	2.33	11.98	H
	10404	-57.34	-25	-32.34	-65.87	-67.01	2.69	12.36	H
									H
									H
									H
									H
	5202	-60.97	-25	-35.97	-61.56	-68.22	2.45	9.70	V
	7800	-60.04	-25	-35.04	-65.45	-69.69	2.33	11.98	V
	10404	-56.35	-25	-31.35	-64.68	-66.02	2.69	12.36	V
									V
									V
									V
									V

	5280	-48.82	-25	-23.82	-49.77	-56.02	2.50	9.70	H
	7920	-55.12	-25	-30.12	-60.37	-64.88	2.29	12.05	H
	10566	-58.41	-25	-33.41	-67.33	-68.13	2.69	12.41	H
									H
									H
									H
									H
Highest	5280	-50.82	-25	-25.82	-51.86	-58.02	2.50	9.70	V
	7920	-55.83	-25	-30.83	-61.64	-65.59	2.29	12.05	V
	10566	-58.72	-25	-33.72	-67.6	-68.44	2.69	12.41	V
									V
									V
									V
									V

Remark: Spurious emissions within 30-1000MHz were found more than 20dB below limit line.

LTE Band 41 / 20M+20M / QPSK									
Channel	Frequency (MHz)	EIRP (dBm)	Limit (dBm)	Over Limit (dB)	SPA Reading (dBm)	S.G. Power (dBm)	TX Cable loss (dB)	TX Antenna Gain (dBi)	Polarization (H/V)
Lowest	5130	-61.73	-25	-36.73	-61.97	-69.02	2.41	9.70	H
	7698	-59.67	-25	-34.67	-64.39	-69.22	2.37	11.92	H
	10260	-59.72	-25	-34.72	-67.98	-69.33	2.69	12.30	H
									H
									H
									H
									H
	5130	-63.24	-25	-38.24	-63.28	-70.53	2.41	9.70	V
	7698	-61.01	-25	-36.01	-65.91	-70.56	2.37	11.92	V
	10260	-59.72	-25	-34.72	-67.75	-69.33	2.69	12.30	V
									V
									V
									V
									V
Middle	5196	-60.08	-25	-35.08	-60.62	-67.33	2.45	9.70	H
	7800	-61.37	-25	-36.37	-66.41	-71.02	2.33	11.98	H
	10404	-57.35	-25	-32.35	-65.93	-67.02	2.69	12.36	H
									H
									H
									H
									H
	5202	-61.41	-25	-36.41	-61.75	-68.66	2.45	9.70	V
	7800	-60.01	-25	-35.01	-65.3	-69.66	2.33	11.98	V
	10404	-57.01	-25	-32.01	-65.38	-66.68	2.69	12.36	V
									V
									V
									V
									V

Highest	5268	-52.82	-25	-27.82	-53.78	-60.03	2.49	9.70	H
	7902	-55.28	-25	-30.28	-60.62	-65.02	2.30	12.04	H
	10530	-59.71	-25	-34.71	-68.61	-69.42	2.69	12.41	H
									H
									H
									H
									H
	5268	-53.32	-25	-28.32	-54.1	-60.53	2.49	9.70	V
	7902	-59.81	-25	-34.81	-65.49	-69.55	2.30	12.04	V
	10530	-59.88	-25	-34.88	-68.55	-69.59	2.69	12.41	V
									V
									V
									V
									V

Remark: Spurious emissions within 30-1000MHz were found more than 20dB below limit line.