WCDMA Band V (RMC 12.2Kbps)

Lowest Band Edge

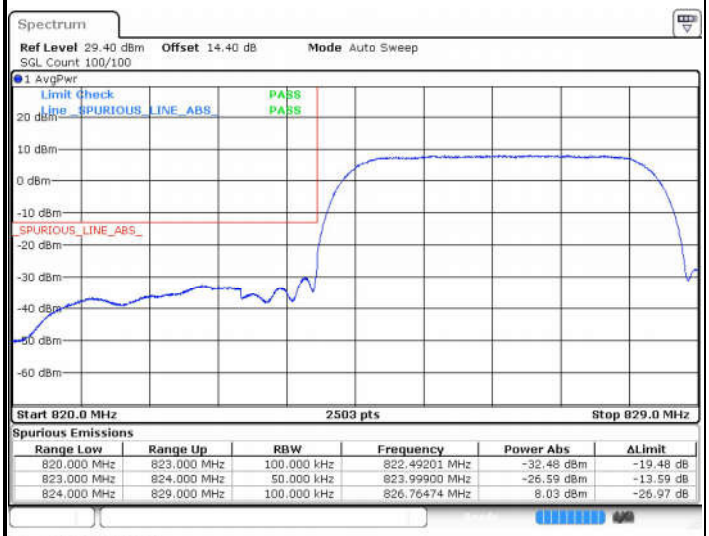

Spurious Emissions

Range Low	Range Up	RBW	Frequency	Power Abs	ΔLimit
820.000 MHz	823.000 MHz	100.000 kHz	822.49201 MHz	-32.48 dBm	-19.48 dB
823.000 MHz	824.000 MHz	50.000 kHz	823.99900 MHz	-26.59 dBm	-13.59 dB
824.000 MHz	829.000 MHz	100.000 kHz	826.76474 MHz	8.03 dBm	-26.97 dB

Date: 26.FEB.2017 10:04:37

Highest Band Edge

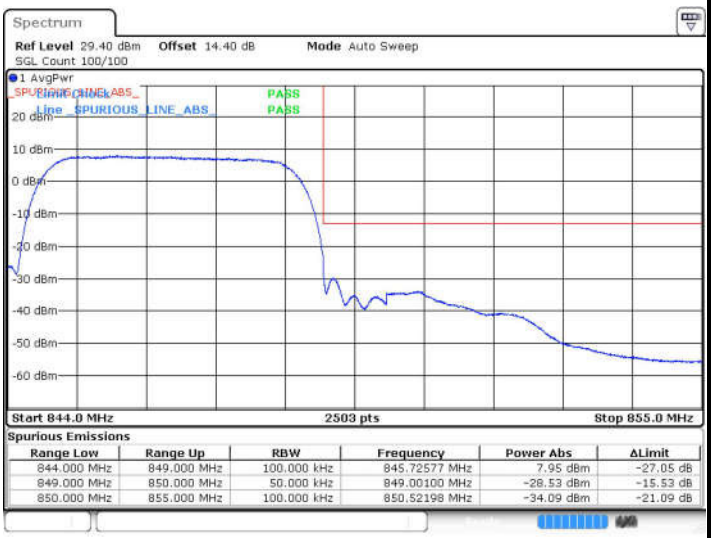

Spurious Emissions

Range Low	Range Up	RBW	Frequency	Power Abs	ΔLimit
844.000 MHz	849.000 MHz	100.000 kHz	845.72577 MHz	7.95 dBm	-27.05 dB
849.000 MHz	850.000 MHz	50.000 kHz	849.00100 MHz	-28.53 dBm	-15.53 dB
850.000 MHz	855.000 MHz	100.000 kHz	850.52198 MHz	-34.09 dBm	-21.09 dB

Date: 26.FEB.2017 10:07:25

WCDMA Band II (RMC 12.2Kbps)

Lowest Band Edge

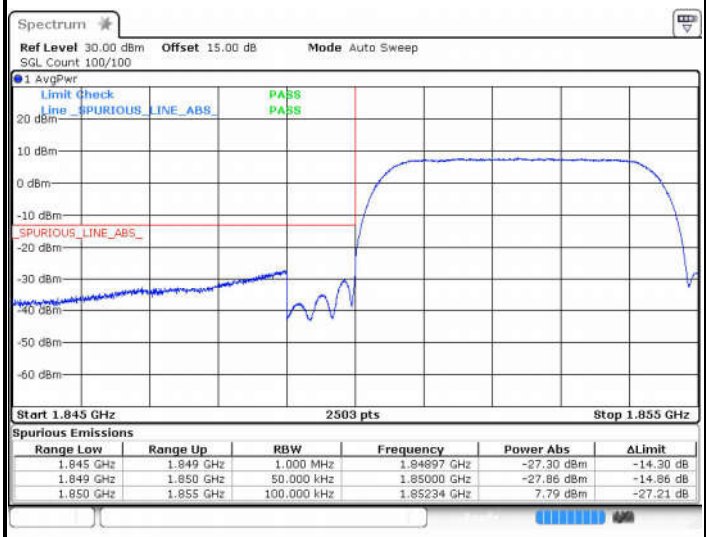

Spurious Emissions

Range Low	Range Up	RBW	Frequency	Power Abs	ΔLimit
1.845 GHz	1.849 GHz	1.000 MHz	1.84897 GHz	-27.30 dBm	-14.30 dB
1.849 GHz	1.850 GHz	50.000 kHz	1.85000 GHz	-27.86 dBm	-14.86 dB
1.850 GHz	1.855 GHz	100.000 kHz	1.85234 GHz	7.79 dBm	-27.21 dB

Date: 26.FEB.2017 09:24:21

Highest Band Edge

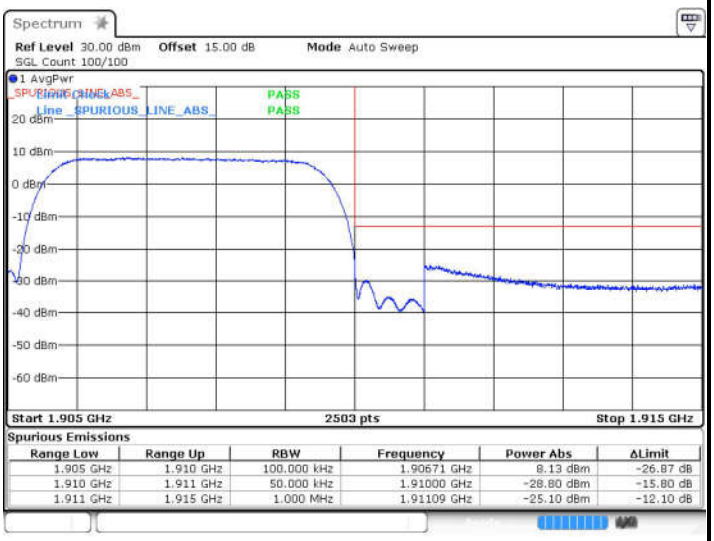

Spurious Emissions

Range Low	Range Up	RBW	Frequency	Power Abs	ΔLimit
1.905 GHz	1.910 GHz	100.000 kHz	1.90671 GHz	8.13 dBm	-26.87 dB
1.910 GHz	1.911 GHz	50.000 kHz	1.91000 GHz	-28.80 dBm	-15.80 dB
1.911 GHz	1.915 GHz	1.000 MHz	1.91109 GHz	-25.10 dBm	-12.10 dB

Date: 26.FEB.2017 09:27:17

WCDMA Band IV (RMC 12.2Kbps)	
Lowest Band Edge	**Highest Band Edge**
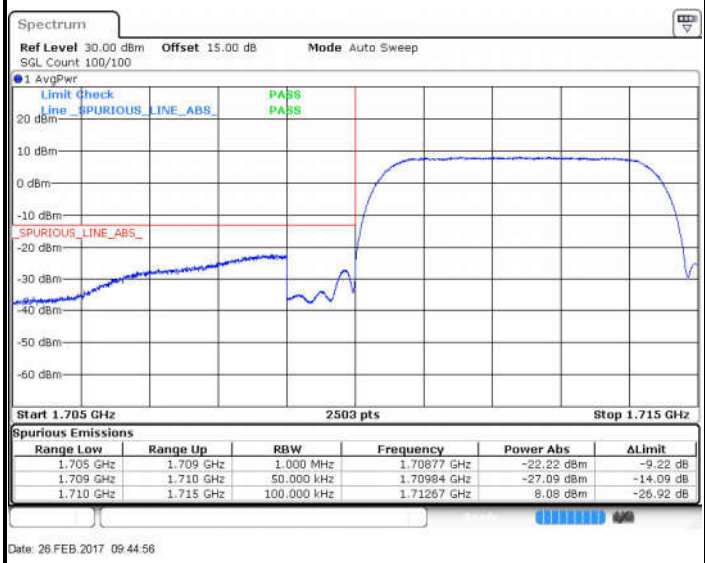	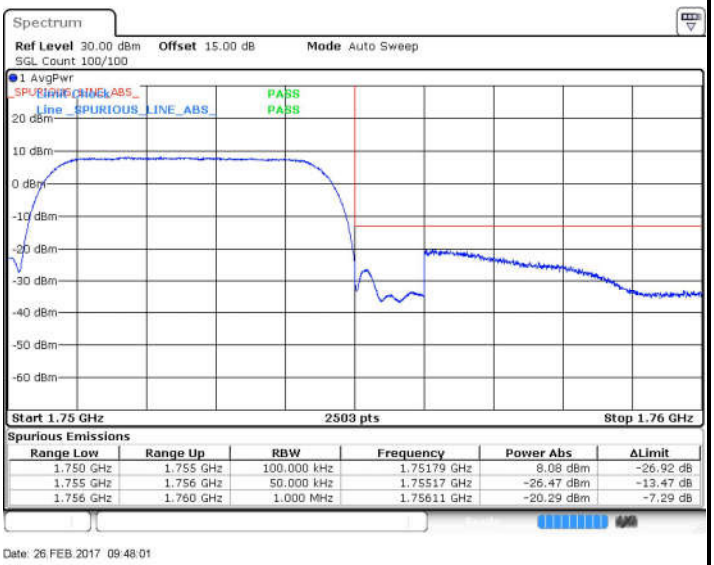

Spurious Emissions

Range Low	Range Up	RBW	Frequency	Power Abs	ΔLimit
1.705 GHz	1.709 GHz	1.000 MHz	1.70877 GHz	-22.22 dBm	-9.22 dB
1.709 GHz	1.710 GHz	50.000 kHz	1.70984 GHz	-27.09 dBm	-14.09 dB
1.710 GHz	1.715 GHz	100.000 kHz	1.71267 GHz	8.08 dBm	-26.92 dB

Date: 26.FEB.2017 09:44:56

Spurious Emissions

Range Low	Range Up	RBW	Frequency	Power Abs	ΔLimit
1.750 GHz	1.755 GHz	100.000 kHz	1.75179 GHz	8.08 dBm	-26.92 dB
1.755 GHz	1.756 GHz	50.000 kHz	1.75517 GHz	-26.47 dBm	-13.47 dB
1.756 GHz	1.760 GHz	1.000 MHz	1.75611 GHz	-20.29 dBm	-7.29 dB

Date: 26.FEB.2017 09:48:01

CDMA BC0 (RC1 SO55)

Lowest Band Edge

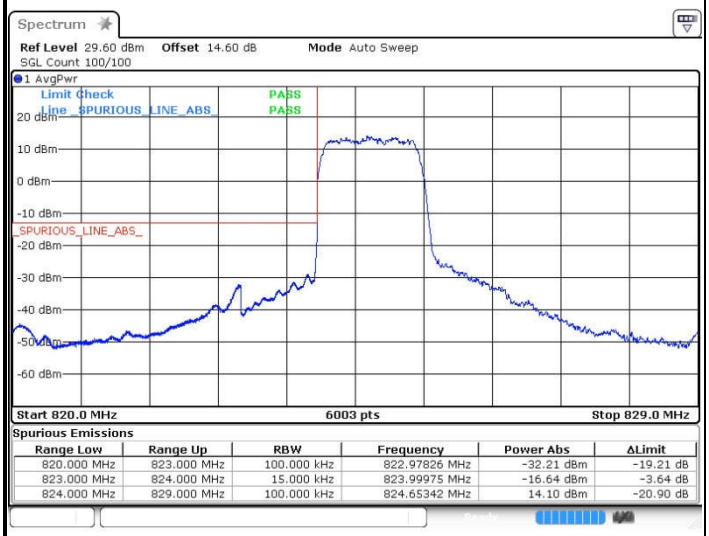

Spurious Emissions

Range Low	Range Up	RBW	Frequency	Power Abs	ΔLimit
820.000 MHz	823.000 MHz	100.000 kHz	822.97826 MHz	-32.21 dBm	-19.21 dB
823.000 MHz	824.000 MHz	15.000 kHz	823.99975 MHz	-16.64 dBm	-3.64 dB
824.000 MHz	829.000 MHz	100.000 kHz	824.65342 MHz	14.10 dBm	-20.90 dB

Date: 27.FEB.2017 09:49:32

Highest Band Edge

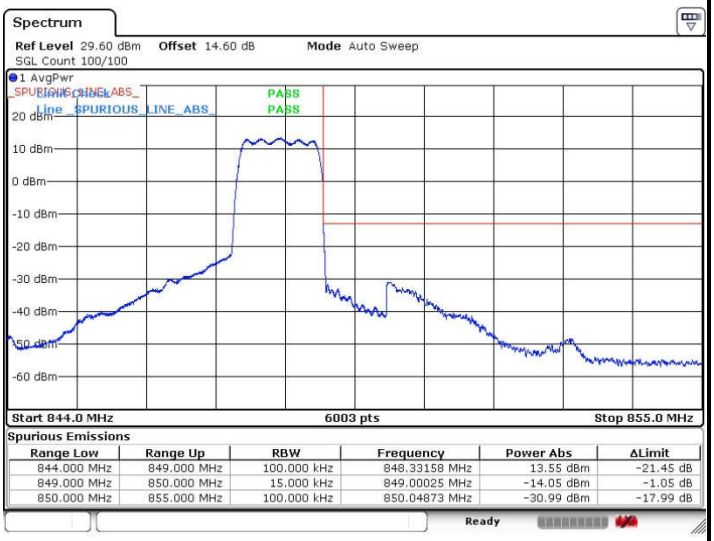

Spurious Emissions

Range Low	Range Up	RBW	Frequency	Power Abs	ΔLimit
844.000 MHz	849.000 MHz	100.000 kHz	848.33158 MHz	13.55 dBm	-21.45 dB
849.000 MHz	850.000 MHz	15.000 kHz	849.00025 MHz	-14.05 dBm	-1.05 dB
850.000 MHz	855.000 MHz	100.000 kHz	850.04873 MHz	-30.99 dBm	-17.99 dB

Date: 27.FEB.2017 09:59:17

CDMA BC0 (RC3-SO32)

Lowest Band Edge

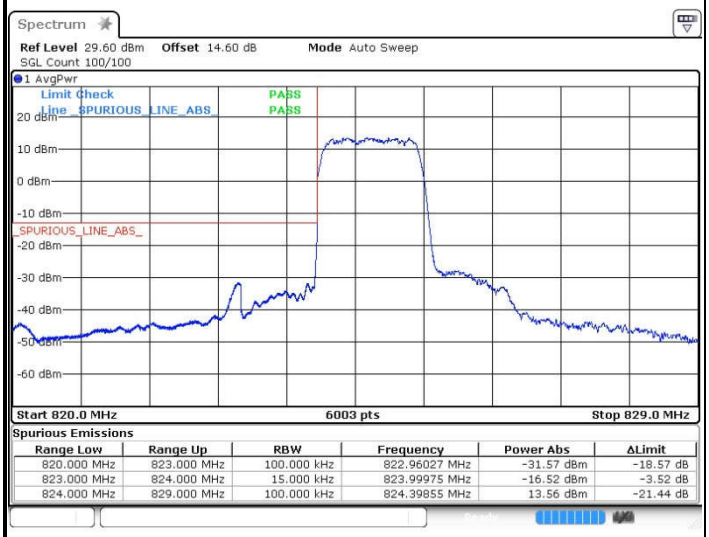

Spurious Emissions

Range Low	Range Up	RBW	Frequency	Power Abs	ΔLimit
820.000 MHz	823.000 MHz	100.000 kHz	822.96027 MHz	-31.57 dBm	-18.57 dB
823.000 MHz	824.000 MHz	15.000 kHz	823.99975 MHz	-16.52 dBm	-3.52 dB
824.000 MHz	829.000 MHz	100.000 kHz	824.39855 MHz	13.56 dBm	-21.44 dB

Date: 27.FEB.2017 10:03:24

Highest Band Edge

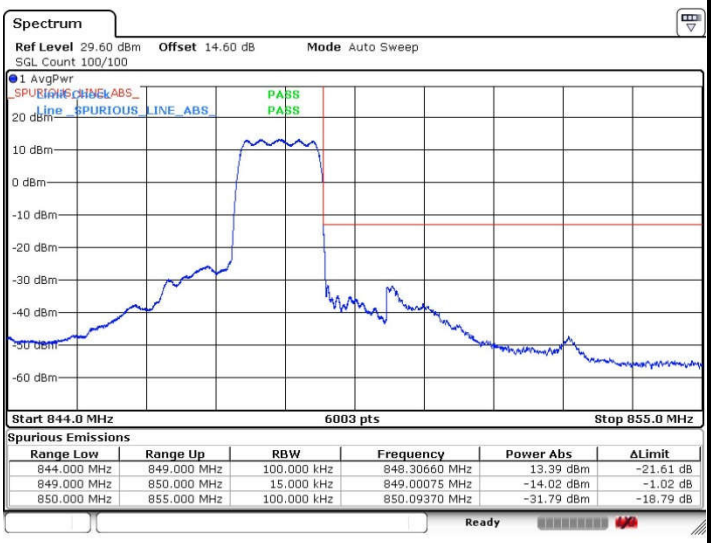

Spurious Emissions

Range Low	Range Up	RBW	Frequency	Power Abs	ΔLimit
844.000 MHz	849.000 MHz	100.000 kHz	848.30660 MHz	13.39 dBm	-21.61 dB
849.000 MHz	850.000 MHz	15.000 kHz	849.00075 MHz	-14.02 dBm	-1.02 dB
850.000 MHz	855.000 MHz	100.000 kHz	850.09370 MHz	-31.79 dBm	-18.79 dB

Date: 27.FEB.2017 10:08:16

CDMA BC0 (RC3-SO55)

Lowest Band Edge

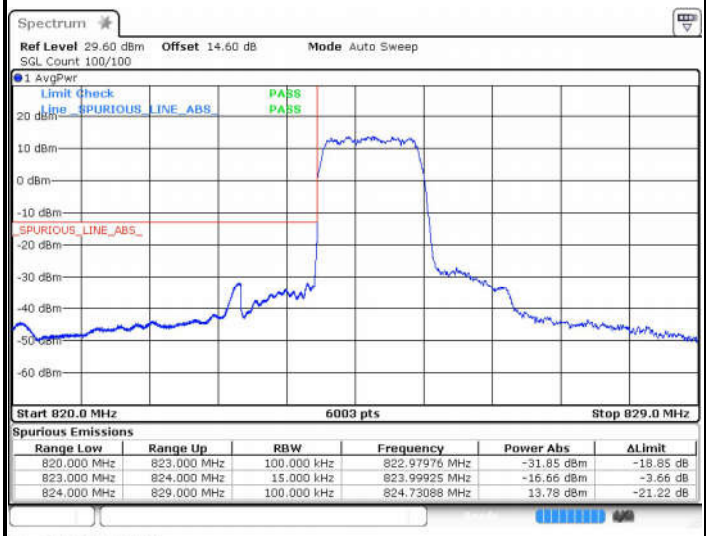

Spurious Emissions

Range Low	Range Up	RBW	Frequency	Power Abs	ΔLimit
820.000 MHz	823.000 MHz	100.000 kHz	822.97976 MHz	-31.85 dBm	-18.85 dB
823.000 MHz	824.000 MHz	15.000 kHz	823.99925 MHz	-16.66 dBm	-3.66 dB
824.000 MHz	829.000 MHz	100.000 kHz	824.73088 MHz	13.78 dBm	-21.22 dB

Date: 27.FEB.2017 09:27:57

Highest Band Edge

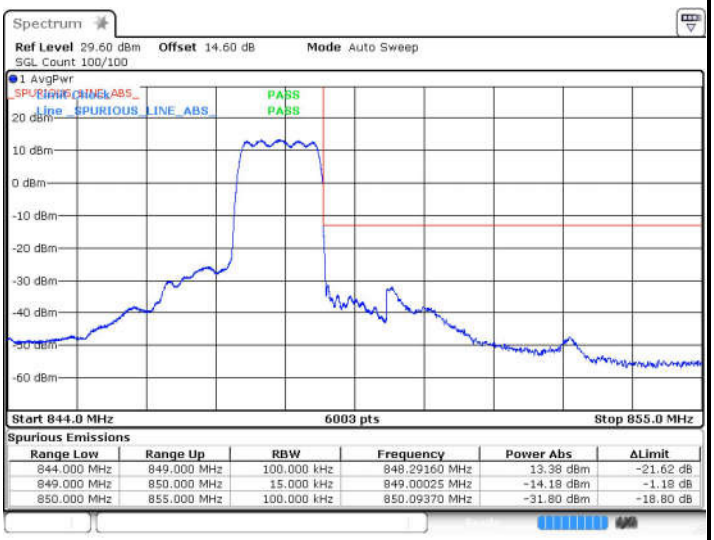

Spurious Emissions

Range Low	Range Up	RBW	Frequency	Power Abs	ΔLimit
844.000 MHz	849.000 MHz	100.000 kHz	848.29160 MHz	13.38 dBm	-21.62 dB
849.000 MHz	850.000 MHz	15.000 kHz	849.00025 MHz	-14.18 dBm	-1.18 dB
850.000 MHz	855.000 MHz	100.000 kHz	850.09370 MHz	-31.80 dBm	-18.80 dB

Date: 27.FEB.2017 09:30:43

CDMA BC1 (RC1-SO55)

Lowest Band Edge

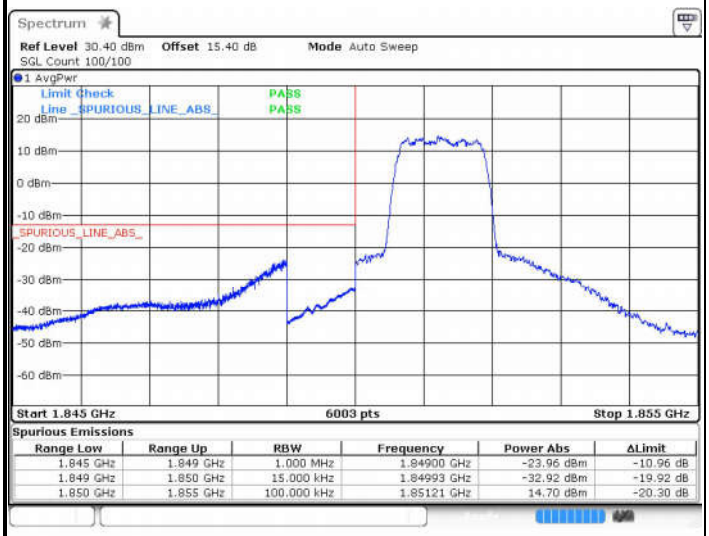

Spurious Emissions

Range Low	Range Up	RBW	Frequency	Power Abs	ΔLimit
1.845 GHz	1.849 GHz	1.000 MHz	1.84900 GHz	-23.96 dBm	-10.96 dB
1.849 GHz	1.850 GHz	15.000 kHz	1.84993 GHz	-32.92 dBm	-19.92 dB
1.850 GHz	1.855 GHz	100.000 kHz	1.85121 GHz	14.70 dBm	-20.30 dB

Date: 27.FEB.2017 12:48:29

Highest Band Edge

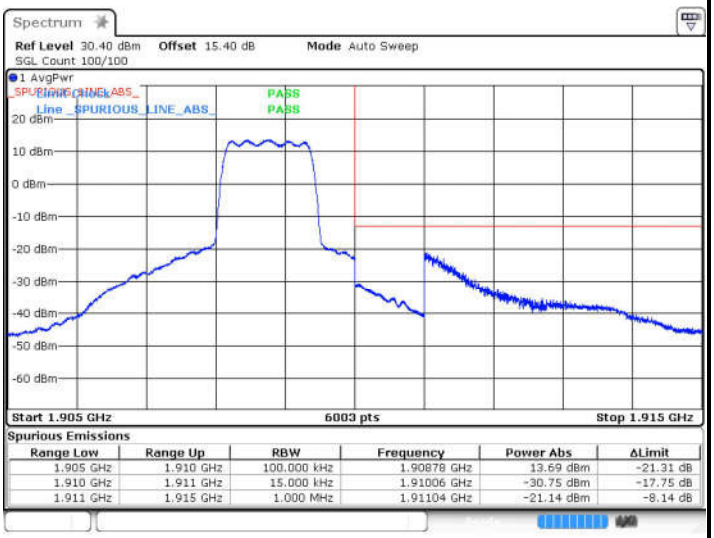

Spurious Emissions

Range Low	Range Up	RBW	Frequency	Power Abs	ΔLimit
1.905 GHz	1.910 GHz	100.000 kHz	1.90878 GHz	13.69 dBm	-21.31 dB
1.910 GHz	1.911 GHz	15.000 kHz	1.91006 GHz	-30.75 dBm	-17.75 dB
1.911 GHz	1.915 GHz	1.000 MHz	1.91104 GHz	-21.14 dBm	-8.14 dB

Date: 27.FEB.2017 12:51:21

CDMA BC1 (RC3-SO32)

Lowest Band Edge

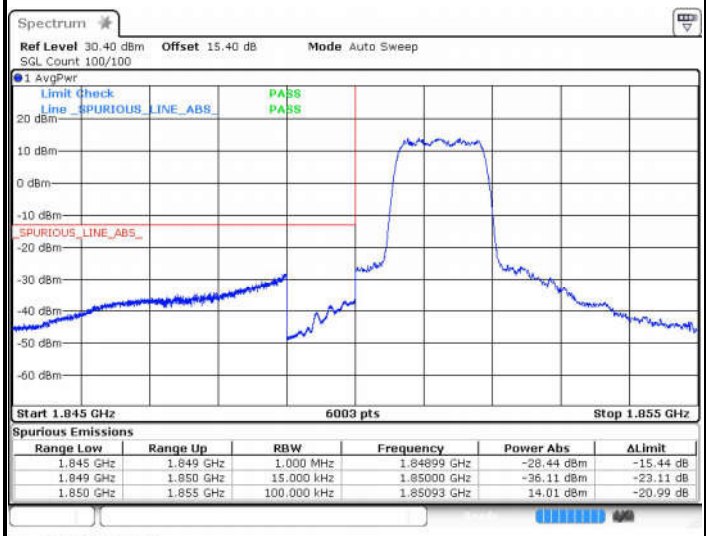

Spurious Emissions

Range Low	Range Up	RBW	Frequency	Power Abs	ΔLimit
1.845 GHz	1.849 GHz	1.000 MHz	1.84899 GHz	-28.44 dBm	-15.44 dB
1.849 GHz	1.850 GHz	15.000 kHz	1.85000 GHz	-36.11 dBm	-23.11 dB
1.850 GHz	1.855 GHz	100.000 kHz	1.85093 GHz	14.01 dBm	-20.99 dB

Date: 27.FEB.2017 13:13:00

Highest Band Edge

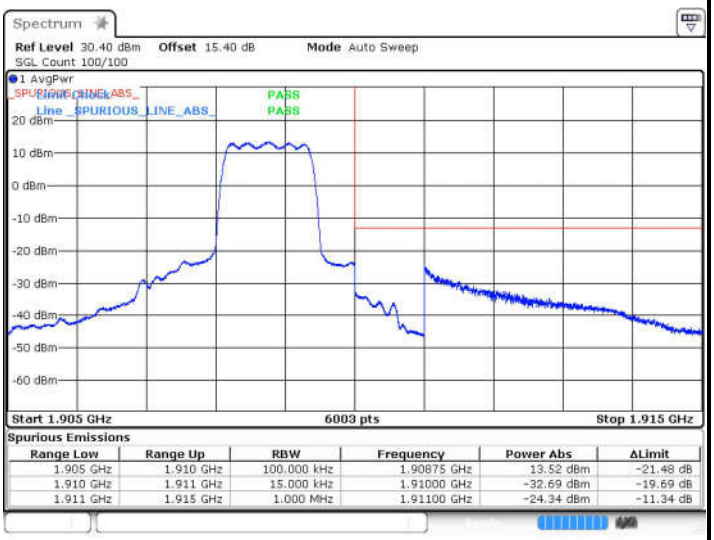

Spurious Emissions

Range Low	Range Up	RBW	Frequency	Power Abs	ΔLimit
1.905 GHz	1.910 GHz	100.000 kHz	1.90875 GHz	13.52 dBm	-21.48 dB
1.910 GHz	1.911 GHz	15.000 kHz	1.91000 GHz	-32.69 dBm	-19.69 dB
1.911 GHz	1.915 GHz	1.000 MHz	1.91100 GHz	-24.34 dBm	-11.34 dB

Date: 27.FEB.2017 13:15:44

CDMA BC1 (RC3-SO55)

Lowest Band Edge

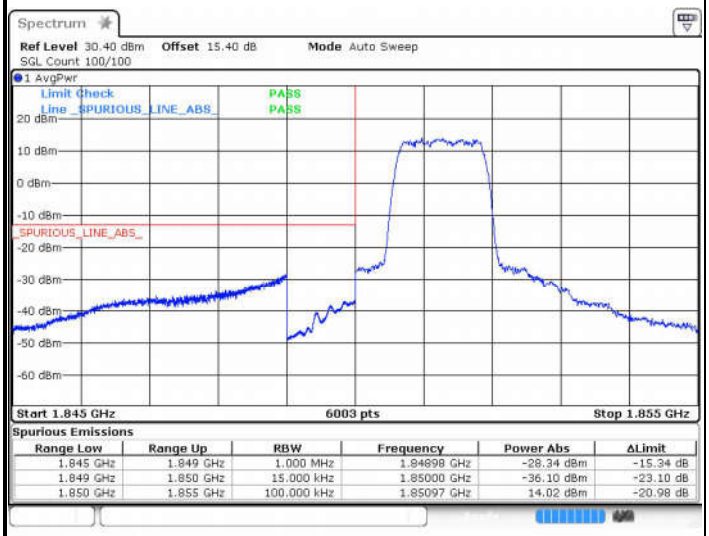

Spurious Emissions

Range Low	Range Up	RBW	Frequency	Power Abs	ΔLimit
1.845 GHz	1.849 GHz	1.000 MHz	1.84898 GHz	-28.34 dBm	-15.34 dB
1.849 GHz	1.850 GHz	15.000 kHz	1.85000 GHz	-36.10 dBm	-23.10 dB
1.850 GHz	1.855 GHz	100.000 kHz	1.85097 GHz	14.02 dBm	-20.98 dB

Date: 27.FEB.2017 13:01:07

Highest Band Edge

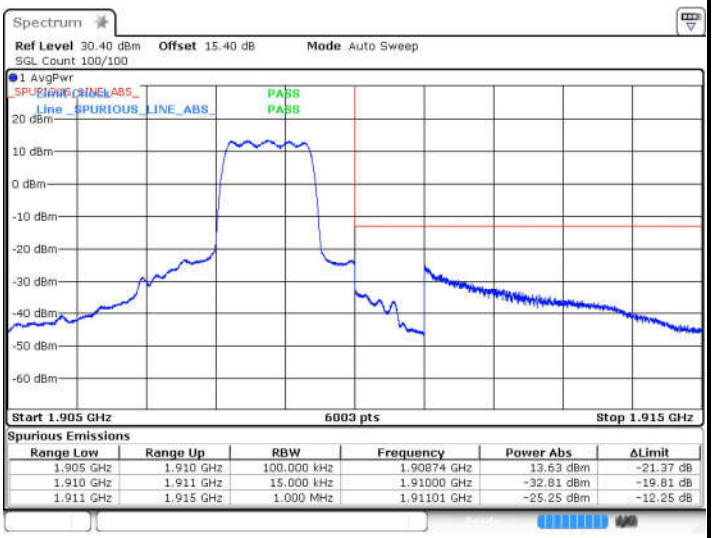

Spurious Emissions

Range Low	Range Up	RBW	Frequency	Power Abs	ΔLimit
1.905 GHz	1.910 GHz	100.000 kHz	1.90874 GHz	13.63 dBm	-21.37 dB
1.910 GHz	1.911 GHz	15.000 kHz	1.91000 GHz	-32.81 dBm	-19.81 dB
1.911 GHz	1.915 GHz	1.000 MHz	1.91101 GHz	-25.25 dBm	-12.25 dB

Date: 27.FEB.2017 13:03:53

Conducted Spurious Emission

***Note: The fail points below 1MHz are signals from Spectrum Analyzer which can be ignored.**

GSM850 (GSM)

Lowest Channel

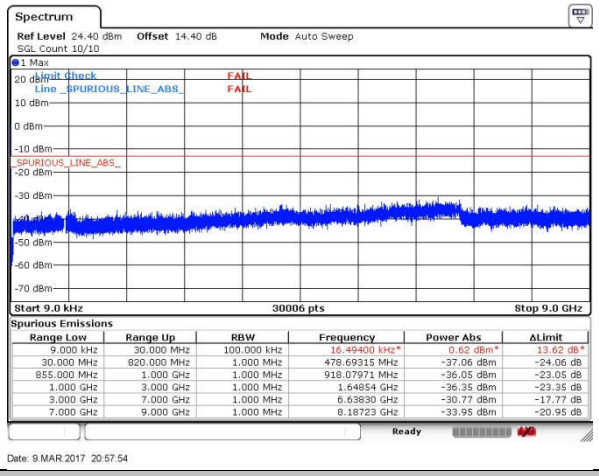

Middle Channel

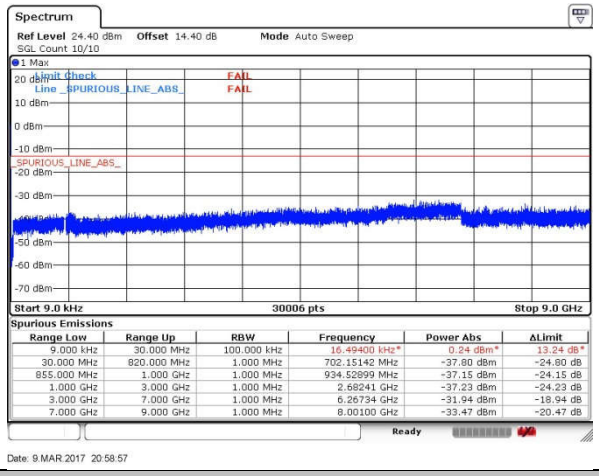

Highest Channel

GSM850 (EDGE Class 8)

Lowest Channel

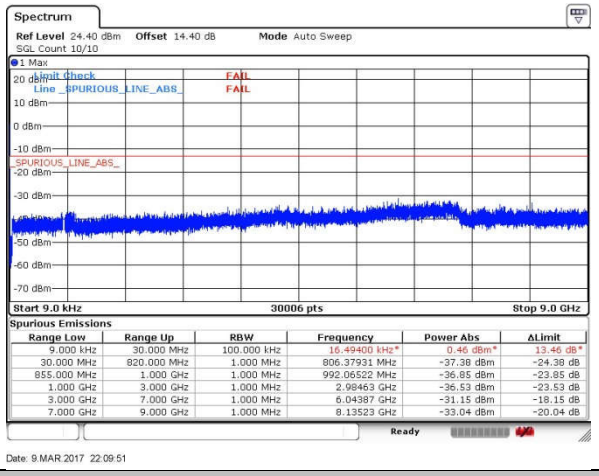

Middle Channel

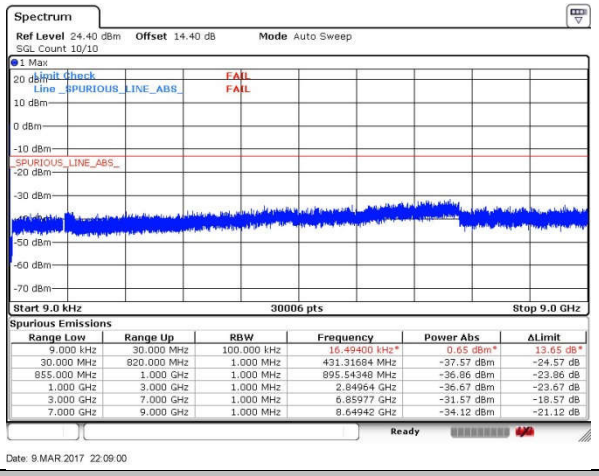

Highest Channel

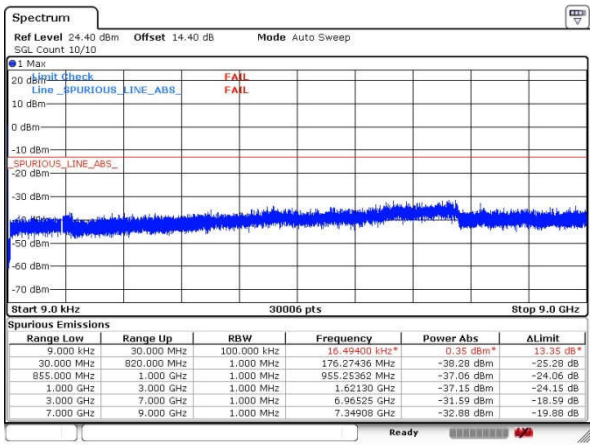

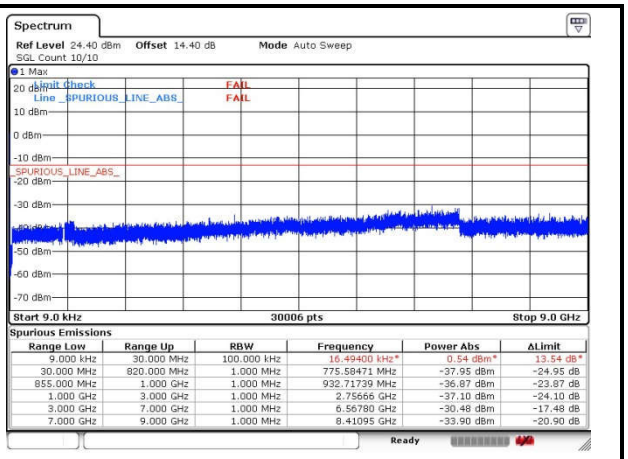

GSM1900 (GSM)	GSM1900 (EDGE Class 8)
Lowest Channel	**Lowest Channel**
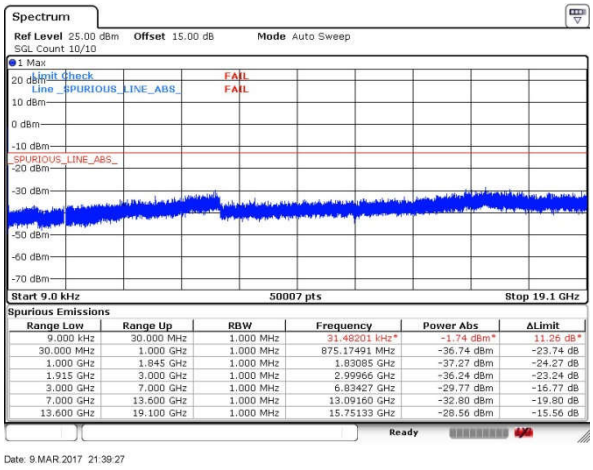	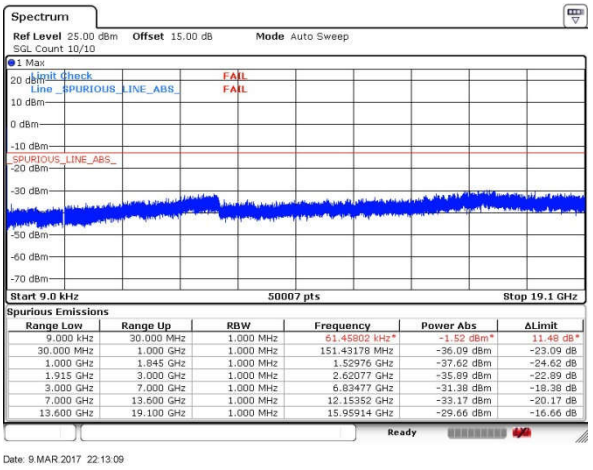
Middle Channel	**Middle Channel**
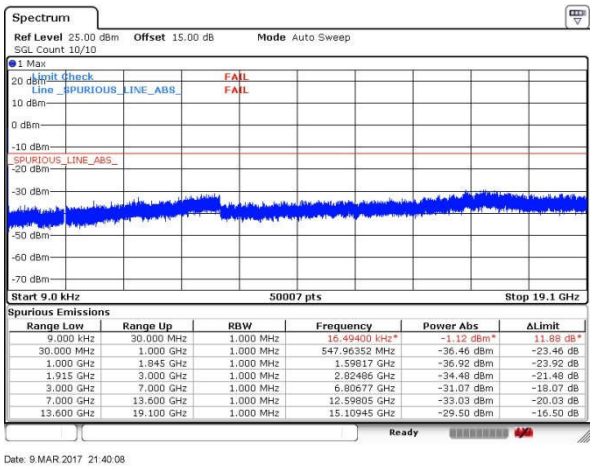	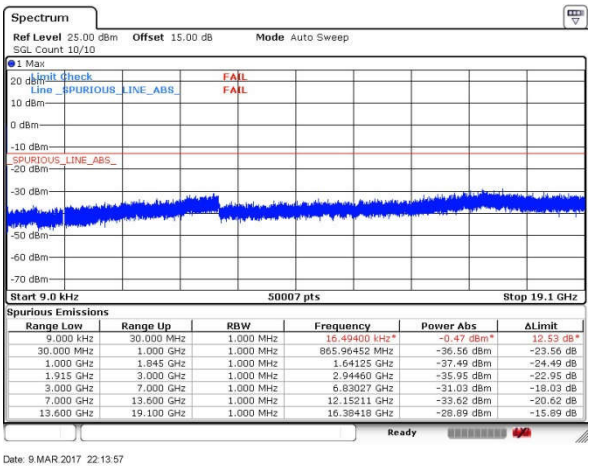
Highest Channel	**Highest Channel**

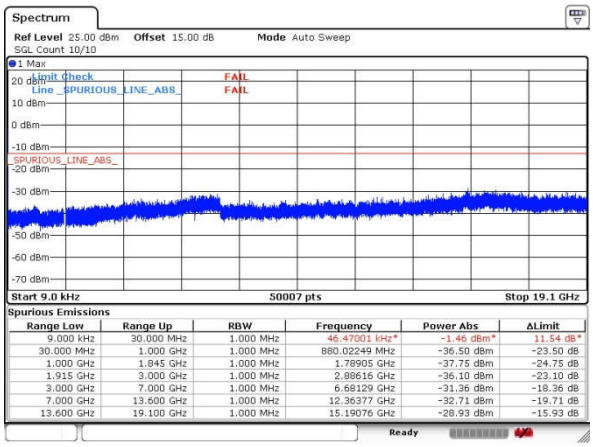

Spurious Emissions

Range Low	Range Up	RBW	Frequency	Power Abs	ΔLimit
9.000 kHz	30.000 MHz	1.000 MHz	46.47001 kHz*	-1.46 dBm*	11.54 dB*
30.000 MHz	1.000 GHz	1.000 MHz	880.02249 MHz	-36.50 dBm	-23.50 dB
1.000 GHz	1.845 GHz	1.000 MHz	1.78905 GHz	-37.75 dBm	-24.75 dB
1.915 GHz	3.000 GHz	1.000 MHz	2.88616 GHz	-36.10 dBm	-23.10 dB
3.000 GHz	7.000 GHz	1.000 MHz	6.68129 GHz	-31.36 dBm	-18.36 dB
7.000 GHz	13.600 GHz	1.000 MHz	12.36377 GHz	-32.71 dBm	-19.71 dB
13.600 GHz	19.100 GHz	1.000 MHz	15.19076 GHz	-28.93 dBm	-15.93 dB

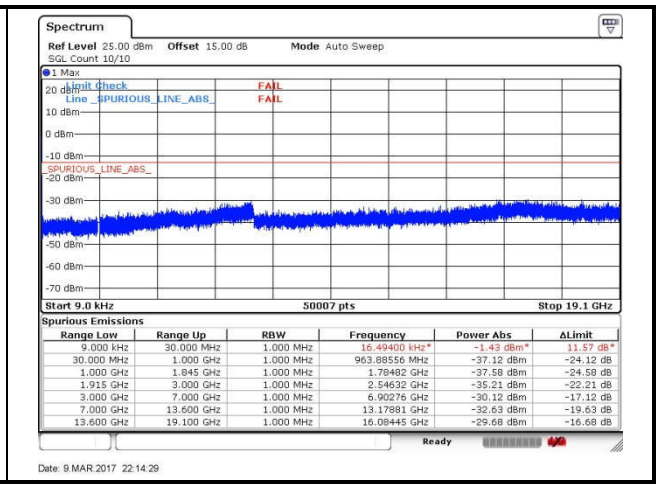

Spurious Emissions

Range Low	Range Up	RBW	Frequency	Power Abs	ΔLimit
9.000 kHz	30.000 MHz	1.000 MHz	16.49400 kHz*	-1.43 dBm*	11.57 dB*
30.000 MHz	1.000 GHz	1.000 MHz	963.88556 MHz	-37.12 dBm	-24.12 dB
1.000 GHz	1.845 GHz	1.000 MHz	1.78482 GHz	-37.58 dBm	-24.58 dB
1.915 GHz	3.000 GHz	1.000 MHz	2.54632 GHz	-35.21 dBm	-22.21 dB
3.000 GHz	7.000 GHz	1.000 MHz	6.90276 GHz	-30.12 dBm	-17.12 dB
7.000 GHz	13.600 GHz	1.000 MHz	13.17881 GHz	-32.63 dBm	-19.63 dB
13.600 GHz	19.100 GHz	1.000 MHz	16.08445 GHz	-29.68 dBm	-16.68 dB

WCDMA Band V (RMC 12.2Kbps)

Lowest Channel

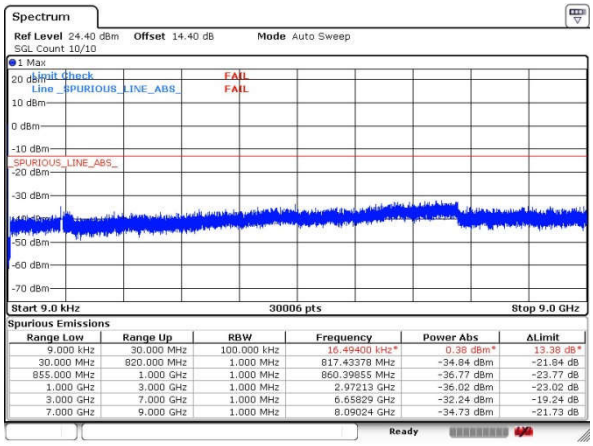

Spurious Emissions

Range Low	Range Up	RBW	Frequency	Power Abs	ΔLimit
9.000 kHz	30.000 MHz	100.000 kHz	16.49400 kHz*	0.38 dBm*	13.38 dB*
30.000 MHz	820.000 MHz	1.000 MHz	817.43378 MHz	-34.84 dBm	-21.84 dB
855.000 MHz	1.000 GHz	1.000 MHz	860.39855 MHz	-36.77 dBm	-23.77 dB
1.000 GHz	3.000 GHz	1.000 MHz	2.97213 GHz	-36.02 dBm	-23.02 dB
3.000 GHz	7.000 GHz	1.000 MHz	6.65829 GHz	-32.24 dBm	-19.24 dB
7.000 GHz	9.000 GHz	1.000 MHz	8.09024 GHz	-34.73 dBm	-21.73 dB

Date: 9.MAR.2017 21:25:59

Middle Channel

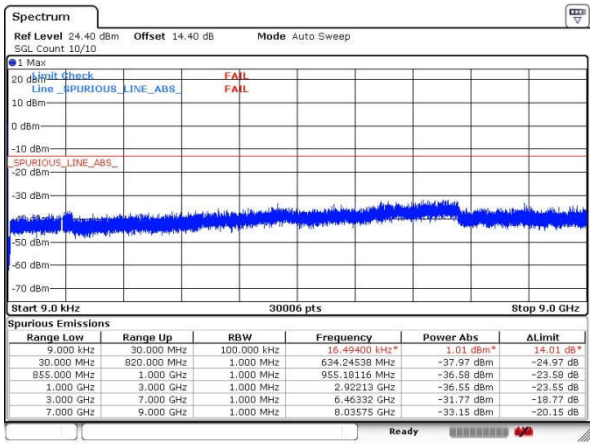

Spurious Emissions

Range Low	Range Up	RBW	Frequency	Power Abs	ΔLimit
9.000 kHz	30.000 MHz	100.000 kHz	16.49400 kHz*	1.01 dBm*	14.01 dB*
30.000 MHz	820.000 MHz	1.000 MHz	634.24538 MHz	-37.97 dBm	-24.97 dB
855.000 MHz	1.000 GHz	1.000 MHz	955.18116 MHz	-36.58 dBm	-23.58 dB
1.000 GHz	3.000 GHz	1.000 MHz	2.92213 GHz	-36.55 dBm	-23.55 dB
3.000 GHz	7.000 GHz	1.000 MHz	6.46332 GHz	-31.77 dBm	-18.77 dB
7.000 GHz	9.000 GHz	1.000 MHz	8.03575 GHz	-33.15 dBm	-20.15 dB

Date: 9.MAR.2017 21:26:56

Highest Channel

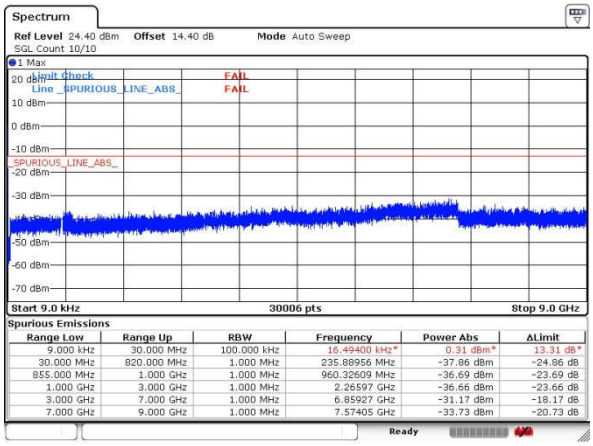

Spurious Emissions

Range Low	Range Up	RBW	Frequency	Power Abs	ΔLimit
9.000 kHz	30.000 MHz	100.000 kHz	16.49400 kHz*	0.31 dBm*	13.31 dB*
30.000 MHz	820.000 MHz	1.000 MHz	235.88956 MHz	-37.86 dBm	-24.86 dB
855.000 MHz	1.000 GHz	1.000 MHz	960.32609 MHz	-36.69 dBm	-23.69 dB
1.000 GHz	3.000 GHz	1.000 MHz	2.26597 GHz	-36.66 dBm	-23.66 dB
3.000 GHz	7.000 GHz	1.000 MHz	6.85927 GHz	-31.17 dBm	-18.17 dB
7.000 GHz	9.000 GHz	1.000 MHz	7.57405 GHz	-33.73 dBm	-20.73 dB

Date: 9.MAR.2017 21:27:18

WCDMA Band II (RMC 12.2Kbps)

Lowest Channel

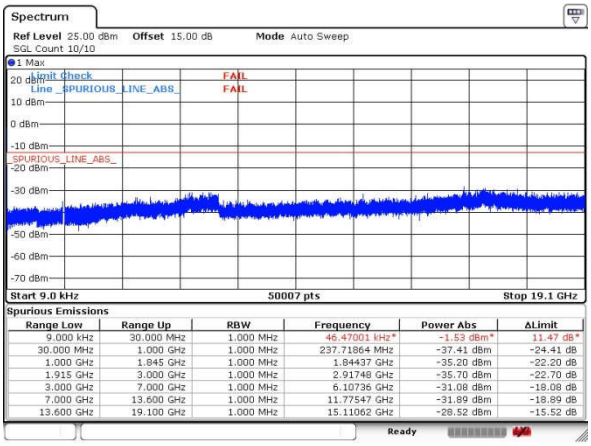

Spurious Emissions

Range Low	Range Up	RBW	Frequency	Power Abs	ΔLimit
9.000 kHz	30.000 MHz	1.000 MHz	46.47001 kHz*	-1.53 dBm*	11.47 dB*
30.000 MHz	1.000 GHz	1.000 MHz	237.71864 MHz	-37.41 dBm	-24.41 dB
1.000 GHz	1.845 GHz	1.000 MHz	1.84437 GHz	-35.20 dBm	-22.20 dB
1.915 GHz	3.000 GHz	1.000 MHz	2.91748 GHz	-35.70 dBm	-22.70 dB
3.000 GHz	7.000 GHz	1.000 MHz	6.10736 GHz	-31.08 dBm	-18.08 dB
7.000 GHz	13.600 GHz	1.000 MHz	11.77547 GHz	-31.89 dBm	-18.89 dB
13.600 GHz	19.100 GHz	1.000 MHz	15.11062 GHz	-28.52 dBm	-15.52 dB

Date: 9.MAR.2017 21:30:39

Middle Channel

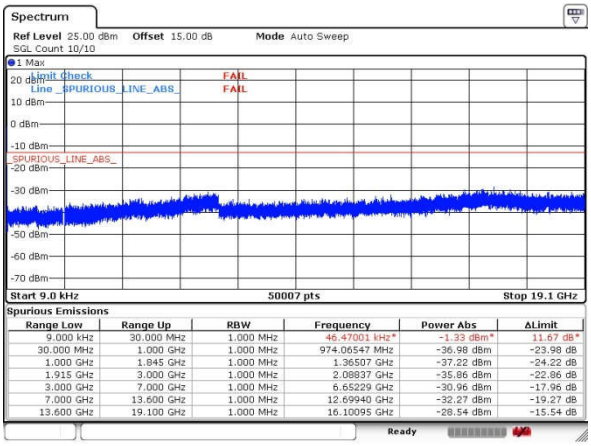

Spurious Emissions

Range Low	Range Up	RBW	Frequency	Power Abs	ΔLimit
9.000 kHz	30.000 MHz	1.000 MHz	46.47001 kHz*	-1.33 dBm*	11.67 dB*
30.000 MHz	1.000 GHz	1.000 MHz	974.06547 MHz	-36.98 dBm	-23.98 dB
1.000 GHz	1.845 GHz	1.000 MHz	1.36507 GHz	-37.22 dBm	-24.22 dB
1.915 GHz	3.000 GHz	1.000 MHz	2.08837 GHz	-35.86 dBm	-22.86 dB
3.000 GHz	7.000 GHz	1.000 MHz	6.65229 GHz	-30.96 dBm	-17.96 dB
7.000 GHz	13.600 GHz	1.000 MHz	12.69940 GHz	-32.27 dBm	-19.27 dB
13.600 GHz	19.100 GHz	1.000 MHz	16.10095 GHz	-28.54 dBm	-15.54 dB

Date: 9.MAR.2017 21:31:50

Highest Channel

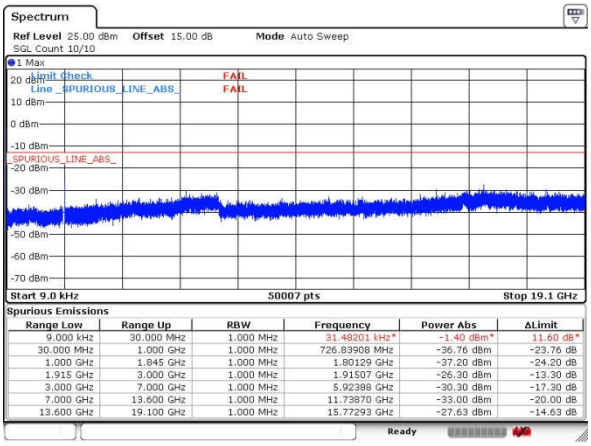

Spurious Emissions

Range Low	Range Up	RBW	Frequency	Power Abs	ΔLimit
9.000 kHz	30.000 MHz	1.000 MHz	31.48201 kHz*	-1.40 dBm*	11.60 dB*
30.000 MHz	1.000 GHz	1.000 MHz	726.83908 MHz	-36.76 dBm	-23.76 dB
1.000 GHz	1.845 GHz	1.000 MHz	1.80129 GHz	-37.20 dBm	-24.20 dB
1.915 GHz	3.000 GHz	1.000 MHz	1.91507 GHz	-26.30 dBm	-13.30 dB
3.000 GHz	7.000 GHz	1.000 MHz	5.92388 GHz	-30.30 dBm	-17.30 dB
7.000 GHz	13.600 GHz	1.000 MHz	11.73870 GHz	-33.00 dBm	-20.00 dB
13.600 GHz	19.100 GHz	1.000 MHz	15.77293 GHz	-27.63 dBm	-14.63 dB

Date: 9.MAR.2017 21:32:35

WCDMA Band IV (RMC 12.2Kbps)

Lowest Channel

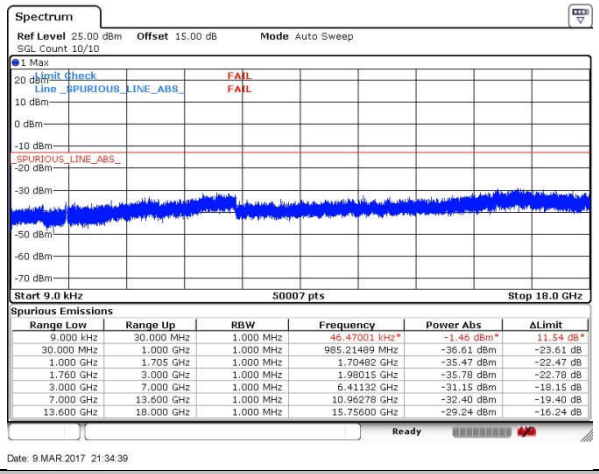

Spurious Emissions

Range Low	Range Up	RBW	Frequency	Power Abs	ΔLimit
9.000 kHz	30.000 MHz	1.000 MHz	46.47001 kHz*	-1.46 dBm*	11.54 dB*
30.000 MHz	1.000 GHz	1.000 MHz	985.21489 MHz	-36.61 dBm	-23.61 dB
1.000 GHz	1.705 GHz	1.000 MHz	1.70482 GHz	-35.47 dBm	-22.47 dB
1.760 GHz	3.000 GHz	1.000 MHz	1.98015 GHz	-35.78 dBm	-22.78 dB
3.000 GHz	7.000 GHz	1.000 MHz	6.41132 GHz	-31.15 dBm	-18.15 dB
7.000 GHz	13.600 GHz	1.000 MHz	10.96278 GHz	-32.40 dBm	-19.40 dB
13.600 GHz	18.000 GHz	1.000 MHz	15.75600 GHz	-29.24 dBm	-16.24 dB

Middle Channel

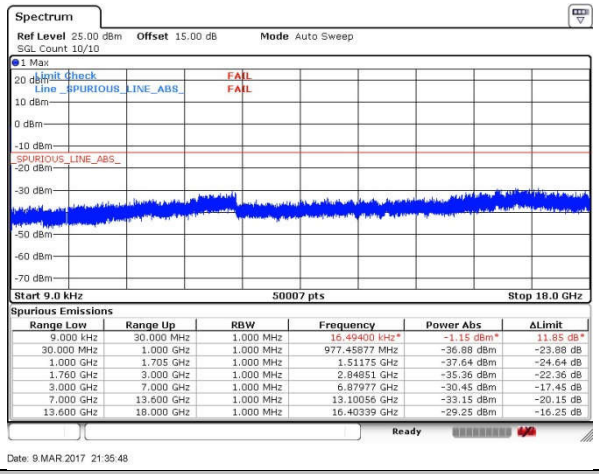

Spurious Emissions

Range Low	Range Up	RBW	Frequency	Power Abs	ΔLimit
9.000 kHz	30.000 MHz	1.000 MHz	16.49400 kHz*	-1.15 dBm*	11.85 dB*
30.000 MHz	1.000 GHz	1.000 MHz	977.45877 MHz	-36.88 dBm	-23.88 dB
1.000 GHz	1.705 GHz	1.000 MHz	1.51175 GHz	-37.64 dBm	-24.64 dB
1.760 GHz	3.000 GHz	1.000 MHz	2.84851 GHz	-35.36 dBm	-22.36 dB
3.000 GHz	7.000 GHz	1.000 MHz	6.87977 GHz	-30.45 dBm	-17.45 dB
7.000 GHz	13.600 GHz	1.000 MHz	13.10056 GHz	-33.15 dBm	-20.15 dB
13.600 GHz	18.000 GHz	1.000 MHz	16.40339 GHz	-29.25 dBm	-16.25 dB

Highest Channel

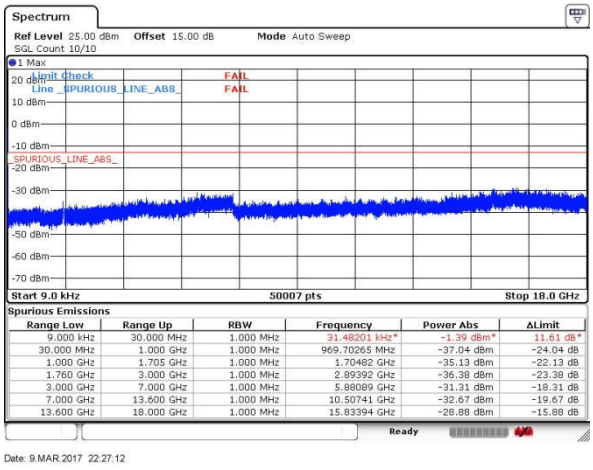

Spurious Emissions

Range Low	Range Up	RBW	Frequency	Power Abs	ΔLimit
9.000 kHz	30.000 MHz	1.000 MHz	31.48201 kHz*	-1.39 dBm*	11.61 dB*
30.000 MHz	1.000 GHz	1.000 MHz	969.70265 MHz	-37.04 dBm	-24.04 dB
1.000 GHz	1.705 GHz	1.000 MHz	1.70482 GHz	-35.13 dBm	-22.13 dB
1.760 GHz	3.000 GHz	1.000 MHz	2.89392 GHz	-36.38 dBm	-23.38 dB
3.000 GHz	7.000 GHz	1.000 MHz	5.88089 GHz	-31.31 dBm	-18.31 dB
7.000 GHz	13.600 GHz	1.000 MHz	10.50741 GHz	-32.67 dBm	-19.67 dB
13.600 GHz	18.000 GHz	1.000 MHz	15.83394 GHz	-28.88 dBm	-15.88 dB

CDMA BC0 (1xRTT)

Lowest Channel

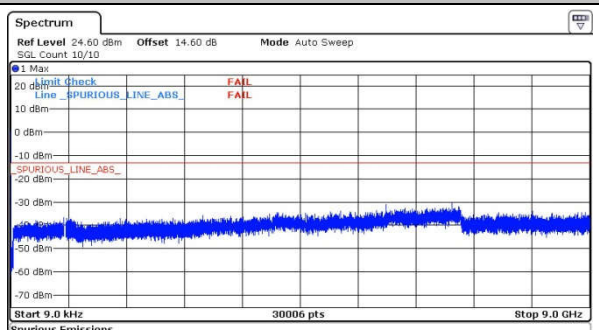

Spurious Emissions

Range Low	Range Up	RBW	Frequency	Power Abs	ΔLimit
9.000 kHz	30.000 MHz	100.000 kHz	16.49400 kHz*	0.37 dBm*	13.37 dB*
30.000 MHz	820.000 MHz	1.000 MHz	819.40780 MHz	-36.57 dBm	-23.57 dB
855.000 MHz	1.000 GHz	1.000 MHz	865.10870 MHz	-37.00 dBm	-24.00 dB
1.000 GHz	3.000 GHz	1.000 MHz	2.98063 GHz	-35.92 dBm	-22.92 dB
3.000 GHz	7.000 GHz	1.000 MHz	6.85327 GHz	-30.54 dBm	-17.54 dB
7.000 GHz	9.000 GHz	1.000 MHz	8.10774 GHz	-33.88 dBm	-20.88 dB

Date: 20.MAR.2017 15:17:23

Middle Channel

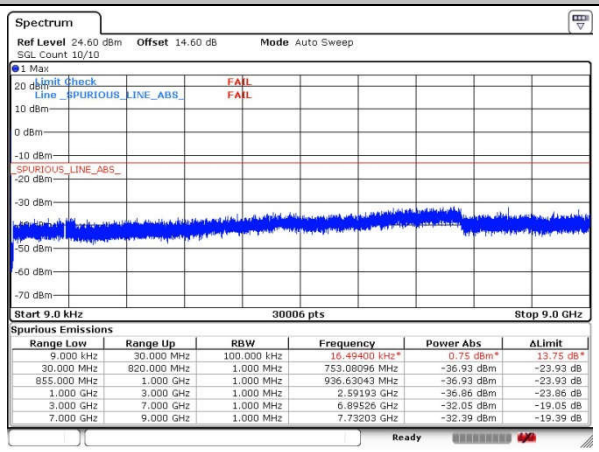

Spurious Emissions

Range Low	Range Up	RBW	Frequency	Power Abs	ΔLimit
9.000 kHz	30.000 MHz	100.000 kHz	16.49400 kHz*	0.75 dBm*	13.75 dB*
30.000 MHz	820.000 MHz	1.000 MHz	753.08096 MHz	-36.93 dBm	-23.93 dB
855.000 MHz	1.000 GHz	1.000 MHz	936.63043 MHz	-36.93 dBm	-23.93 dB
1.000 GHz	3.000 GHz	1.000 MHz	2.59193 GHz	-36.86 dBm	-23.86 dB
3.000 GHz	7.000 GHz	1.000 MHz	6.89526 GHz	-32.05 dBm	-19.05 dB
7.000 GHz	9.000 GHz	1.000 MHz	7.73203 GHz	-32.39 dBm	-19.39 dB

Date: 20.MAR.2017 15:16:35

Highest Channel

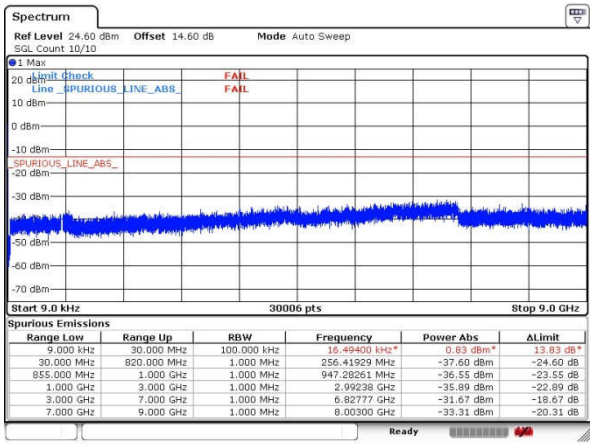

Spurious Emissions

Range Low	Range Up	RBW	Frequency	Power Abs	ΔLimit
9.000 kHz	30.000 MHz	100.000 kHz	16.49400 kHz*	0.83 dBm*	13.83 dB*
30.000 MHz	820.000 MHz	1.000 MHz	256.41929 MHz	-37.60 dBm	-24.60 dB
855.000 MHz	1.000 GHz	1.000 MHz	947.28261 MHz	-36.55 dBm	-23.55 dB
1.000 GHz	3.000 GHz	1.000 MHz	2.99238 GHz	-35.89 dBm	-22.89 dB
3.000 GHz	7.000 GHz	1.000 MHz	6.82777 GHz	-31.67 dBm	-18.67 dB
7.000 GHz	9.000 GHz	1.000 MHz	8.00300 GHz	-33.31 dBm	-20.31 dB

Date: 20.MAR.2017 15:17:47

CDMA BC1 (1xRTT)

Lowest Channel

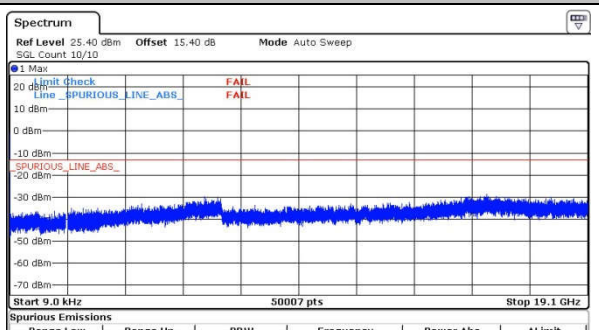

Spurious Emissions

Range Low	Range Up	RBW	Frequency	Power Abs	ΔLimit
9.000 kHz	30.000 MHz	1.000 MHz	16.49400 kHz*	-1.13 dBm*	11.87 dB*
30.000 MHz	1.000 GHz	1.000 MHz	929.46777 MHz	-36.69 dBm	-23.69 dB
1.000 GHz	1.845 GHz	1.000 MHz	1.46642 GHz	-36.50 dBm	-23.50 dB
1.915 GHz	3.000 GHz	1.000 MHz	2.02437 GHz	-35.05 dBm	-22.05 dB
3.000 GHz	7.000 GHz	1.000 MHz	6.42182 GHz	-29.77 dBm	-16.77 dB
7.000 GHz	13.600 GHz	1.000 MHz	13.19059 GHz	-32.27 dBm	-19.27 dB
13.600 GHz	19.100 GHz	1.000 MHz	15.76429 GHz	-28.62 dBm	-15.62 dB

Date: 20.MAR.2017 15:36:29

Middle Channel

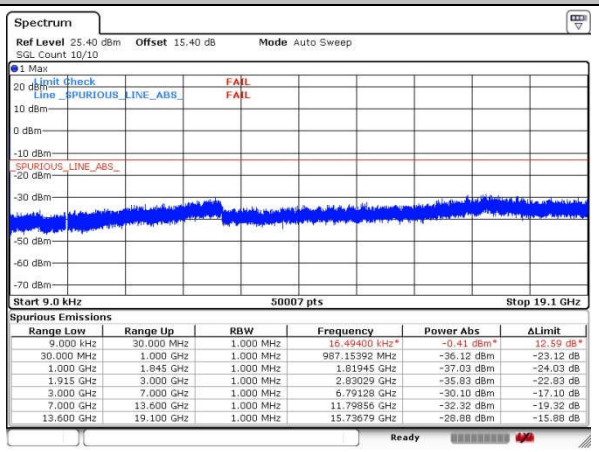

Spurious Emissions

Range Low	Range Up	RBW	Frequency	Power Abs	ΔLimit
9.000 kHz	30.000 MHz	1.000 MHz	16.49400 kHz*	-0.41 dBm*	12.59 dB*
30.000 MHz	1.000 GHz	1.000 MHz	987.15392 MHz	-36.12 dBm	-23.12 dB
1.000 GHz	1.845 GHz	1.000 MHz	1.81945 GHz	-37.03 dBm	-24.03 dB
1.915 GHz	3.000 GHz	1.000 MHz	2.83029 GHz	-35.83 dBm	-22.83 dB
3.000 GHz	7.000 GHz	1.000 MHz	6.79128 GHz	-30.10 dBm	-17.10 dB
7.000 GHz	13.600 GHz	1.000 MHz	11.79856 GHz	-32.32 dBm	-19.32 dB
13.600 GHz	19.100 GHz	1.000 MHz	15.73679 GHz	-28.88 dBm	-15.88 dB

Date: 20.MAR.2017 15:36:57

Highest Channel

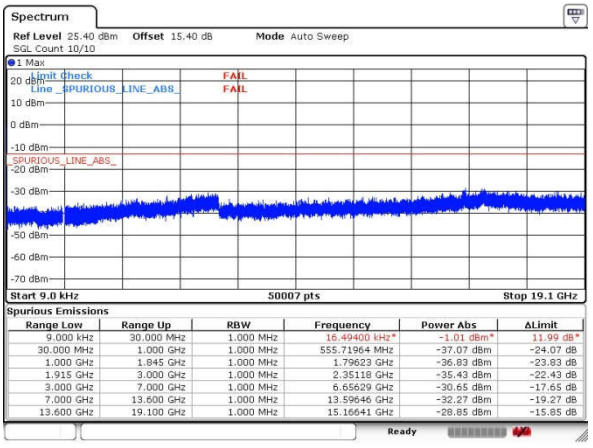

Spurious Emissions

Range Low	Range Up	RBW	Frequency	Power Abs	ΔLimit
9.000 kHz	30.000 MHz	1.000 MHz	16.49400 kHz*	-1.01 dBm*	11.99 dB*
30.000 MHz	1.000 GHz	1.000 MHz	555.71964 MHz	-37.07 dBm	-24.07 dB
1.000 GHz	1.845 GHz	1.000 MHz	1.79623 GHz	-36.83 dBm	-23.83 dB
1.915 GHz	3.000 GHz	1.000 MHz	2.35118 GHz	-35.43 dBm	-22.43 dB
3.000 GHz	7.000 GHz	1.000 MHz	6.65629 GHz	-30.65 dBm	-17.65 dB
7.000 GHz	13.600 GHz	1.000 MHz	13.59646 GHz	-32.27 dBm	-19.27 dB
13.600 GHz	19.100 GHz	1.000 MHz	15.16641 GHz	-28.85 dBm	-15.85 dB

Date: 20.MAR.2017 15:37:27

Frequency Stability

Test Conditions	Middle Channel	GSM850 (GSM)	GSM850 (EDGE class 8)	Limit 2.5ppm
Temperature (°C)	Voltage (Volt)	Deviation (ppm)		Result
50	Normal Voltage	0.0036	0.0287	PASS
40	Normal Voltage	0.0024	0.0024	
30	Normal Voltage	0.0084	0.0359	
20(Ref.)	Normal Voltage	0.0000	0.0000	
10	Normal Voltage	0.0048	0.0191	
0	Normal Voltage	0.0048	0.0263	
-10	Normal Voltage	0.0072	0.0347	
-20	Normal Voltage	0.0012	0.0395	
-30	Normal Voltage	0.0036	0.0323	
20	Maximum Voltage	0.0000	0.0347	
20	Normal Voltage	0.0096	0.0311	
20	Battery End Point	0.0072	0.0215	

Note: Normal Voltage = 3.82 V. ；Battery End Point (BEP) = 3.65 V.；Maximum Voltage =4.4 V

Test Conditions	Middle Channel	GSM1900 (GSM)	GSM1900 (EDGE class 8)	Limit Note 2.
Temperature (°C)	Voltage (Volt)	Deviation (ppm)		Result
50	Normal Voltage	0.0043	0.0181	PASS
40	Normal Voltage	0.0005	0.0191	
30	Normal Voltage	0.0191	0.0053	
20(Ref.)	Normal Voltage	0.0000	0.0000	
10	Normal Voltage	0.0027	0.0165	
0	Normal Voltage	0.0016	0.0027	
-10	Normal Voltage	0.0154	0.0197	
-20	Normal Voltage	0.0000	0.0021	
-30	Normal Voltage	0.0149	0.0218	
20	Maximum Voltage	0.0138	0.0181	
20	Normal Voltage	0.0128	0.0122	
20	Battery End Point	0.0048	0.0186	

Note:

1. Normal Voltage = 3.82 V. ；Battery End Point (BEP) = 3.65 V.；Maximum Voltage =4.4 V
2. The frequency fundamental emissions stay within the authorized frequency block based on the frequency deviation measured is small.

Test Conditions	Middle Channel	WCDMA Band V (RMC 12.2Kbps)	Limit 2.5ppm
Temperature (°C)	Voltage (Volt)	Deviation (ppm)	Result
50	Normal Voltage	0.0012	PASS
40	Normal Voltage	0.0191	
30	Normal Voltage	0.0179	
20(Ref.)	Normal Voltage	0.0000	
10	Normal Voltage	0.0060	
0	Normal Voltage	0.0239	
-10	Normal Voltage	0.0215	
-20	Normal Voltage	0.0036	
-30	Normal Voltage	0.0155	
20	Maximum Voltage	0.0048	
20	Normal Voltage	0.0203	
20	Battery End Point	0.0143	

Note: Normal Voltage = 3.82 V. ；Battery End Point (BEP) = 3.65 V.；Maximum Voltage =4.4 V

Test Conditions	Middle Channel	WCDMA Band II (RMC 12.2Kbps)	Limit Note 2.
Temperature (°C)	Voltage (Volt)	Deviation (ppm)	Result
50	Normal Voltage	0.0048	PASS
40	Normal Voltage	0.0037	
30	Normal Voltage	0.0032	
20(Ref.)	Normal Voltage	0.0000	
10	Normal Voltage	0.0011	
0	Normal Voltage	0.0043	
-10	Normal Voltage	0.0021	
-20	Normal Voltage	0.0064	
-30	Normal Voltage	0.0027	
20	Maximum Voltage	0.0053	
20	Normal Voltage	0.0032	
20	Battery End Point	0.0016	

Note:

1. Normal Voltage = 3.82V. ；Battery End Point (BEP) = 3.65 V.；Maximum Voltage =4.4 V
2. The frequency fundamental emissions stay within the authorized frequency block based on the frequency deviation measured is small.

Test Conditions	Middle Channel	WCDMA Band IV (RMC 12.2Kbps)	Limit Note 2.
Temperature (°C)	Voltage (Volt)	Deviation (ppm)	Result
50	Normal Voltage	0.0121	PASS
40	Normal Voltage	0.0139	
30	Normal Voltage	0.0023	
20(Ref.)	Normal Voltage	0.0000	
10	Normal Voltage	0.0092	
0	Normal Voltage	0.0063	
-10	Normal Voltage	0.0029	
-20	Normal Voltage	0.0052	
-30	Normal Voltage	0.0017	
20	Maximum Voltage	0.0087	
20	Normal Voltage	0.0012	
20	Battery End Point	0.0081	

Note:

1. Normal Voltage = 3.82V. ；Battery End Point (BEP) = 3.65 V.；Maximum Voltage =4.4V
2. The frequency fundamental emissions stay within the authorized frequency block based on the frequency deviation measured is small.

Test Conditions	Middle Channel	CDMA BC0 (1xRTT)	Limit 2.5ppm
Temperature (°C)	Voltage (Volt)	Deviation (ppm)	Result
50	Normal Voltage	0.0275	PASS
40	Normal Voltage	0.0108	
30	Normal Voltage	0.0287	
20(Ref.)	Normal Voltage	0.0000	
10	Normal Voltage	0.0239	
0	Normal Voltage	0.0359	
-10	Normal Voltage	0.0263	
-20	Normal Voltage	0.0227	
-30	Normal Voltage	0.0048	
20	Maximum Voltage	0.0084	
20	Normal Voltage	0.0215	
20	Battery End Point	0.0227	

Note: Normal Voltage = 3.82V.；Battery End Point (BEP) = 3.65V.；Maximum Voltage =4.4 V

Test Conditions	Middle Channel	CDMA BC1 (1xRTT)	Limit Note 2.
Temperature (°C)	Voltage (Volt)	Deviation (ppm)	Result
50	Normal Voltage	0.0160	PASS
40	Normal Voltage	0.0016	
30	Normal Voltage	0.0011	
20(Ref.)	Normal Voltage	0.0000	
10	Normal Voltage	0.0005	
0	Normal Voltage	0.0037	
-10	Normal Voltage	0.0128	
-20	Normal Voltage	0.0032	
-30	Normal Voltage	0.0053	
20	Maximum Voltage	0.0144	
20	Normal Voltage	0.0043	
20	Battery End Point	0.0011	

Note:

1. Normal Voltage = 3.82V. ；Battery End Point (BEP) = 3.65V.；Maximum Voltage =4.4 V
2. The frequency fundamental emissions stay within the authorized frequency block based on the frequency deviation measured is small.

Appendix B. Test Results of Radiated Test

Radiated Spurious Emission

GSM850 (GSM)									
Channel	Frequency (MHz)	ERP (dBm)	Limit (dBm)	Over Limit (dB)	SPA Reading (dBm)	S.G. Power (dBm)	TX Cable loss (dB)	TX Antenna Gain (dBi)	Polarization (H/V)
Middle	1672	-45.00	-13	-32.00	-51.67	-47.64	1.01	5.80	H
	2509.2	-62.87	-13	-49.87	-71.45	-66.44	1.18	6.90	H
	3345	-63.47	-13	-50.47	-72.91	-67.04	1.78	7.50	H
	1672	-52.73	-13	-39.73	-57.7	-55.37	1.01	5.80	V
	2509.2	-62.55	-13	-49.55	-71.69	-66.12	1.18	6.90	V
	3345	-66.57	-13	-53.57	-74.89	-70.14	1.78	7.50	V

Remark: Spurious emissions within 30-1000MHz were found more than 20dB below limit line.

GSM850 (EDGE class 8)									
Channel	Frequency (MHz)	ERP (dBm)	Limit (dBm)	Over Limit (dB)	SPA Reading (dBm)	S.G. Power (dBm)	TX Cable loss (dB)	TX Antenna Gain (dBi)	Polarization (H/V)
Middle	1672	-65.40	-13	-52.40	-63.91	-68.04	1.01	5.80	H
	2510	-63.51	-13	-50.51	-72.09	-67.08	1.18	6.90	H
	3345	-66.73	-13	-53.73	-76.17	-70.30	1.78	7.50	H
	1672	-69.47	-13	-56.47	-68.59	-72.11	1.01	5.80	V
	2510	-63.08	-13	-50.08	-72.22	-66.65	1.18	6.90	V
	3345	-67.44	-13	-54.44	-75.76	-71.01	1.78	7.50	V

Remark: Spurious emissions within 30-1000MHz were found more than 20dB below limit line.

GSM1900 (GSM)									
Channel	Frequency (MHz)	EIRP (dBm)	Limit (dBm)	Over Limit (dB)	SPA Reading (dBm)	S.G. Power (dBm)	TX Cable loss (dB)	TX Antenna Gain (dBi)	Polarization (H/V)
Middle	3759	-63.83	-13	-50.83	-72.22	-69.31	1.62	7.10	H
	5640	-62.67	-13	-49.67	-75.86	-71.21	1.86	10.40	H
	7521	-58.95	-13	-45.95	-77.26	-68.50	2.40	11.94	H
	3759	-64.29	-13	-51.29	-73.88	-69.77	1.62	7.10	V
	5640	-63.46	-13	-50.46	-75.54	-72.00	1.86	10.40	V
	7521	-60.99	-13	-47.99	-77.11	-70.54	2.40	11.94	V

Remark: Spurious emissions within 30-1000MHz were found more than 20dB below limit line.

GSM1900 (EDGE class 8)									
Channel	Frequency (MHz)	EIRP (dBm)	Limit (dBm)	Over Limit (dB)	SPA Reading (dBm)	S.G. Power (dBm)	TX Cable loss (dB)	TX Antenna Gain (dBi)	Polarization (H/V)
Middle	3759	-66.38	-13	-53.38	-74.77	-71.86	1.62	7.10	H
	5640	-61.29	-13	-48.29	-74.48	-69.83	1.86	10.40	H
	7521	-58.03	-13	-45.03	-76.34	-67.58	2.40	11.94	H
	3759	-64.48	-13	-51.48	-74.07	-69.96	1.62	7.10	V
	5640	-63.85	-13	-50.85	-75.93	-72.39	1.86	10.40	V
	7521	-60.09	-13	-47.09	-76.21	-69.64	2.40	11.94	V

Remark: Spurious emissions within 30-1000MHz were found more than 20dB below limit line.

WCDMA Band V (RMC 12.2Kbps)									
Channel	Frequency (MHz)	ERP (dBm)	Limit (dBm)	Over Limit (dB)	SPA Reading (dBm)	S.G. Power (dBm)	TX Cable loss (dB)	TX Antenna Gain (dBi)	Polarization (H/V)
Middle	1672	-72.20	-13	-59.20	-70.71	-74.84	1.01	5.80	H
	2510	-61.80	-13	-48.80	-70.38	-65.37	1.18	6.90	H
	3345	-66.18	-13	-53.18	-75.62	-69.75	1.78	7.50	H
	1672	-71.59	-13	-58.59	-70.71	-74.23	1.01	5.80	V
	2510	-63.10	-13	-50.10	-72.24	-66.67	1.18	6.90	V
	3345	-66.77	-13	-53.77	-75.09	-70.34	1.78	7.50	V

Remark: Spurious emissions within 30-1000MHz were found more than 20dB below limit line.

WCDMA Band II (RMC 12.2Kbps)									
Channel	Frequency (MHz)	EIRP (dBm)	Limit (dBm)	Over Limit (dB)	SPA Reading (dBm)	S.G. Power (dBm)	TX Cable loss (dB)	TX Antenna Gain (dBi)	Polarization (H/V)
Middle	3759	-64.63	-13	-51.63	-73.02	-70.11	1.62	7.10	H
	5640	-62.21	-13	-49.21	-75.40	-70.75	1.86	10.40	H
	7521	-57.11	-13	-44.11	-75.42	-66.66	2.40	11.94	H
	3759	-64.71	-13	-51.71	-74.3	-70.19	1.62	7.10	V
	5643	-60.26	-13	-47.26	-72.34	-68.80	1.86	10.40	V
	7521	-59.54	-13	-46.54	-75.66	-69.09	2.40	11.94	V

Remark: Spurious emissions within 30-1000MHz were found more than 20dB below limit line.

WCDMA Band IV (RMC 12.2Kbps)									
Channel	Frequency (MHz)	EIRP (dBm)	Limit (dBm)	Over Limit (dB)	SPA Reading (dBm)	S.G. Power (dBm)	TX Cable loss (dB)	TX Antenna Gain (dBi)	Polarization (H/V)
Middle	3465	-63.76	-13	-50.76	-70.55	-68.65	1.81	6.70	H
	5198	-59.71	-13	-46.71	-72.39	-66.61	2.23	9.13	H
	6930	-58.41	-13	-45.41	-73.59	-66.47	2.60	10.66	H
	3465	-65.86	-13	-52.86	-71.06	-70.75	1.81	6.70	V
	5199	-59.79	-13	-46.79	-73.34	-66.69	2.23	9.13	V
	6930	-58.88	-13	-45.88	-73.93	-66.94	2.6	10.66	V

Remark: Spurious emissions within 30-1000MHz were found more than 20dB below limit line.

CDMA BC0 (1xRTT)									
Channel	Frequency (MHz)	ERP (dBm)	Limit (dBm)	Over Limit (dB)	SPA Reading (dBm)	S.G. Power (dBm)	TX Cable loss (dB)	TX Antenna Gain (dBi)	Polarization (H/V)
Middle	1672	-66.28	-13	-53.28	-64.91	-68.14	1.19	5.20	H
	2508	-61.41	-13	-48.41	-64.40	-63.63	1.53	5.90	H
	3345	-67.15	-13	-54.15	-71.10	-69.94	1.76	6.70	H
	1672	-65.06	-13	-52.06	-63.02	-66.92	1.19	5.20	V
	2508	-60.39	-13	-47.39	-62.37	-62.61	1.53	5.90	V
	3345	-66.80	-13	-53.80	-70.12	-69.59	1.76	6.70	V

Remark: Spurious emissions within 30-1000MHz were found more than 20dB below limit line.

CDMA BC1 (1xRTT)									
Channel	Frequency (MHz)	EIRP (dBm)	Limit (dBm)	Over Limit (dB)	SPA Reading (dBm)	S.G. Power (dBm)	TX Cable loss (dB)	TX Antenna Gain (dBi)	Polarization (H/V)
Middle	3762	-69.56	-13	-56.56	-73.07	-74.55	1.88	6.87	H
	5640	-66.43	-13	-53.43	-74.62	-73.73	2.38	9.68	H
	7520	-63.46	-13	-50.46	-75.49	-72.53	2.74	11.81	H
	3762	-69.86	-13	-56.86	-73.65	-74.85	1.88	6.87	V
	5640	-64.73	-13	-51.73	-73.3	-72.03	2.38	9.68	V
	7520	-64.98	-13	-51.98	-75.69	-74.05	2.74	11.81	V

Remark: Spurious emissions within 30-1000MHz were found more than 20dB below limit line.