LTE Band 7 / 15MHz

Lowest Channel / QPSK

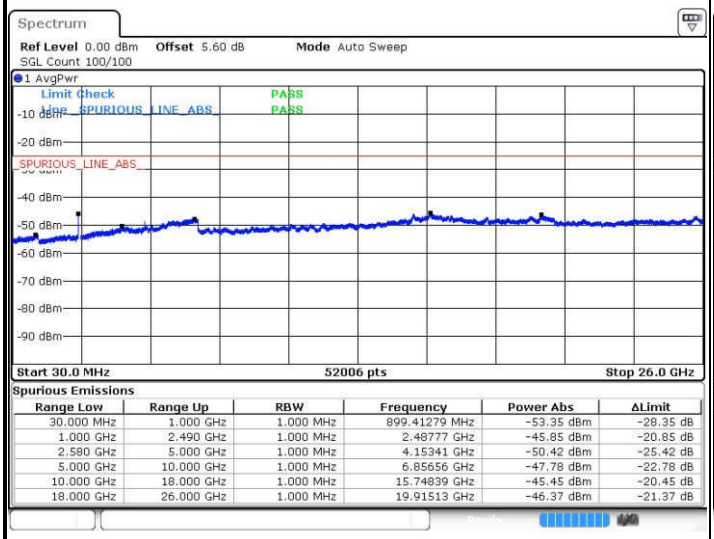

Spurious Emissions

Range Low	Range Up	RBW	Frequency	Power Abs	ΔLimit
30.000 MHz	1.000 GHz	1.000 MHz	899.41279 MHz	-53.35 dBm	-28.35 dB
1.000 GHz	2.490 GHz	1.000 MHz	2.48777 GHz	-45.85 dBm	-20.85 dB
2.580 GHz	5.000 GHz	1.000 MHz	4.15341 GHz	-50.42 dBm	-25.42 dB
5.000 GHz	10.000 GHz	1.000 MHz	6.85656 GHz	-47.78 dBm	-22.78 dB
10.000 GHz	18.000 GHz	1.000 MHz	15.74839 GHz	-45.45 dBm	-20.45 dB
18.000 GHz	26.000 GHz	1.000 MHz	19.91513 GHz	-46.37 dBm	-21.37 dB

Date: 14.JAN.2017 20:31:34

Lowest Channel / 16QAM

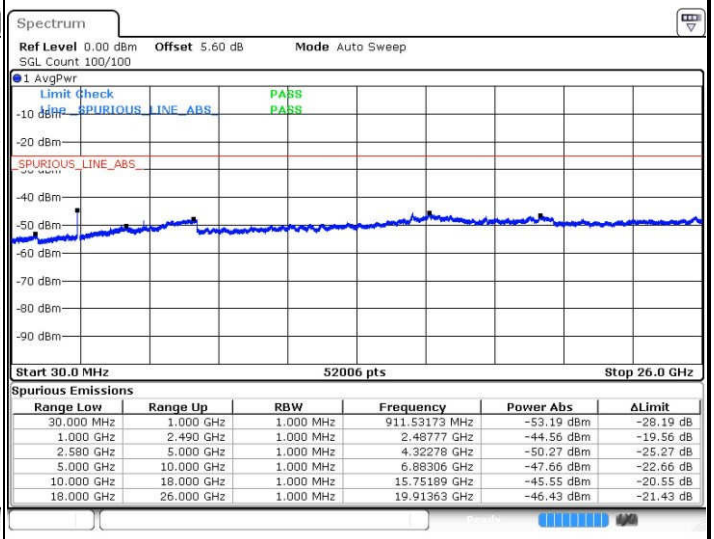

Spurious Emissions

Range Low	Range Up	RBW	Frequency	Power Abs	ΔLimit
30.000 MHz	1.000 GHz	1.000 MHz	911.53173 MHz	-53.19 dBm	-28.19 dB
1.000 GHz	2.490 GHz	1.000 MHz	2.48777 GHz	-44.56 dBm	-19.56 dB
2.580 GHz	5.000 GHz	1.000 MHz	4.32278 GHz	-50.27 dBm	-25.27 dB
5.000 GHz	10.000 GHz	1.000 MHz	6.88306 GHz	-47.66 dBm	-22.66 dB
10.000 GHz	18.000 GHz	1.000 MHz	15.75189 GHz	-45.55 dBm	-20.55 dB
18.000 GHz	26.000 GHz	1.000 MHz	19.91363 GHz	-46.43 dBm	-21.43 dB

Date: 14.JAN.2017 20:32:28

Middle Channel / QPSK

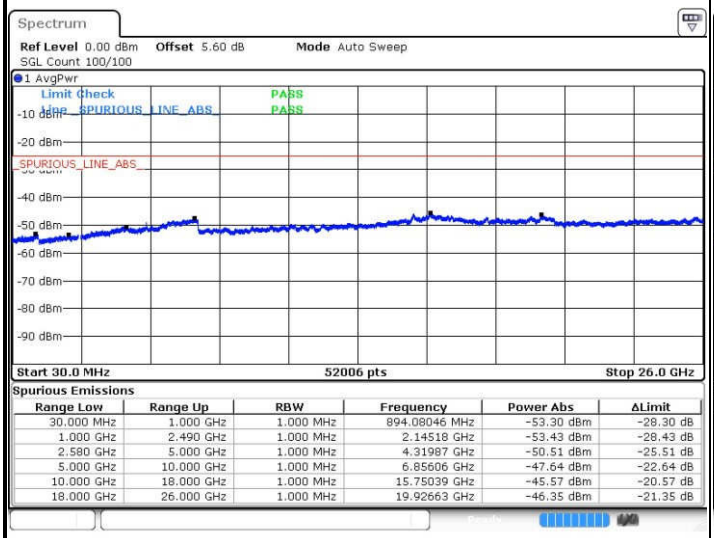

Spurious Emissions

Range Low	Range Up	RBW	Frequency	Power Abs	ΔLimit
30.000 MHz	1.000 GHz	1.000 MHz	894.08046 MHz	-53.30 dBm	-28.30 dB
1.000 GHz	2.490 GHz	1.000 MHz	2.14518 GHz	-53.43 dBm	-28.43 dB
2.580 GHz	5.000 GHz	1.000 MHz	4.31987 GHz	-50.51 dBm	-25.51 dB
5.000 GHz	10.000 GHz	1.000 MHz	6.85606 GHz	-47.64 dBm	-22.64 dB
10.000 GHz	18.000 GHz	1.000 MHz	15.75039 GHz	-45.57 dBm	-20.57 dB
18.000 GHz	26.000 GHz	1.000 MHz	19.92663 GHz	-46.35 dBm	-21.35 dB

Date: 14.JAN.2017 20:34:17

Middle Channel / 16QAM

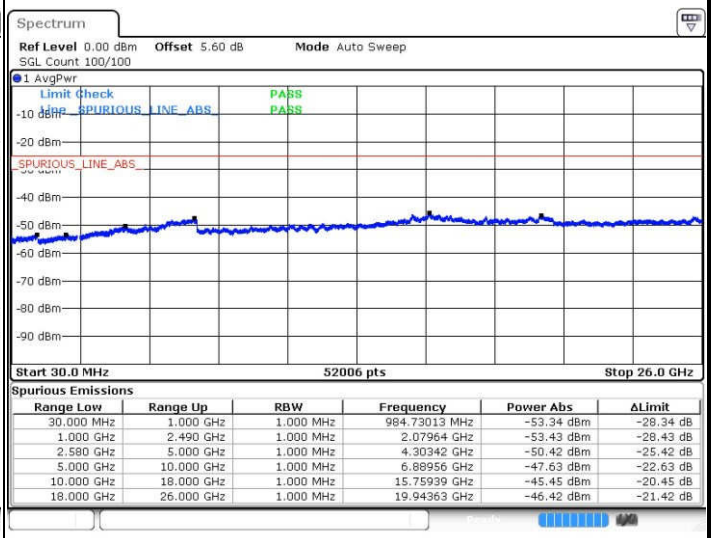

Spurious Emissions

Range Low	Range Up	RBW	Frequency	Power Abs	ΔLimit
30.000 MHz	1.000 GHz	1.000 MHz	984.73013 MHz	-53.34 dBm	-28.34 dB
1.000 GHz	2.490 GHz	1.000 MHz	2.07964 GHz	-53.43 dBm	-28.43 dB
2.580 GHz	5.000 GHz	1.000 MHz	4.30342 GHz	-50.42 dBm	-25.42 dB
5.000 GHz	10.000 GHz	1.000 MHz	6.88956 GHz	-47.63 dBm	-22.63 dB
10.000 GHz	18.000 GHz	1.000 MHz	15.75939 GHz	-45.45 dBm	-20.45 dB
18.000 GHz	26.000 GHz	1.000 MHz	19.94363 GHz	-46.42 dBm	-21.42 dB

Date: 14.JAN.2017 20:33:22

LTE Band7 / 15MHz

Highest Channel / QPSK

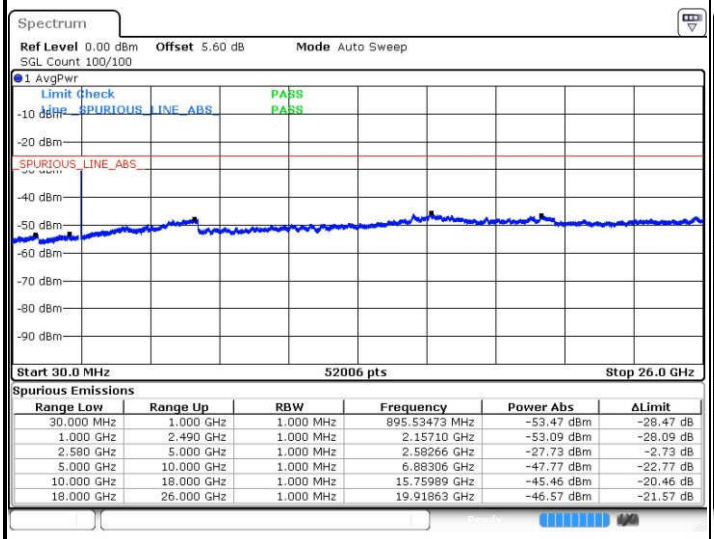

Spurious Emissions

Range Low	Range Up	RBW	Frequency	Power Abs	ΔLimit
30.000 MHz	1.000 GHz	1.000 MHz	895.53473 MHz	-53.47 dBm	-28.47 dB
1.000 GHz	2.490 GHz	1.000 MHz	2.15710 GHz	-53.09 dBm	-28.09 dB
2.580 GHz	5.000 GHz	1.000 MHz	2.58266 GHz	-27.73 dBm	-2.73 dB
5.000 GHz	10.000 GHz	1.000 MHz	6.88306 GHz	-47.77 dBm	-22.77 dB
10.000 GHz	18.000 GHz	1.000 MHz	15.75989 GHz	-45.46 dBm	-20.46 dB
18.000 GHz	26.000 GHz	1.000 MHz	19.91863 GHz	-46.57 dBm	-21.57 dB

Date: 14.JAN.2017 20:35:11

Highest Channel / 16QAM

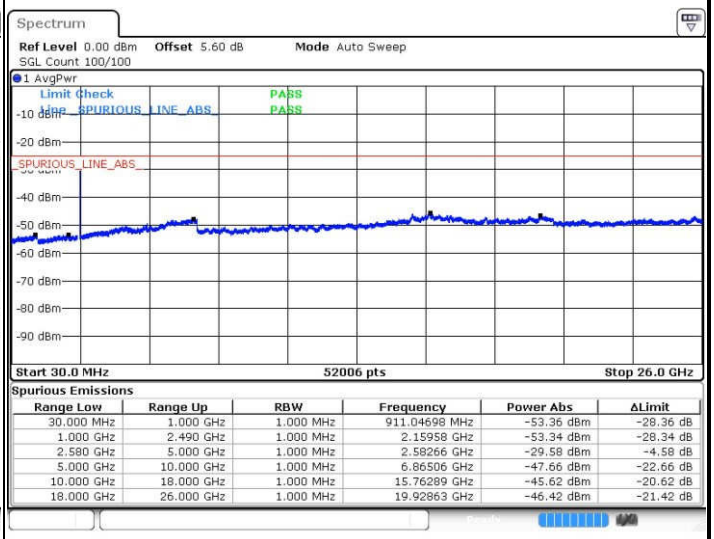

Spurious Emissions

Range Low	Range Up	RBW	Frequency	Power Abs	ΔLimit
30.000 MHz	1.000 GHz	1.000 MHz	911.04698 MHz	-53.36 dBm	-28.36 dB
1.000 GHz	2.490 GHz	1.000 MHz	2.15958 GHz	-53.34 dBm	-28.34 dB
2.580 GHz	5.000 GHz	1.000 MHz	2.58266 GHz	-29.58 dBm	-4.58 dB
5.000 GHz	10.000 GHz	1.000 MHz	6.86506 GHz	-47.66 dBm	-22.66 dB
10.000 GHz	18.000 GHz	1.000 MHz	15.76289 GHz	-45.62 dBm	-20.62 dB
18.000 GHz	26.000 GHz	1.000 MHz	19.92863 GHz	-46.42 dBm	-21.42 dB

Date: 14.JAN.2017 20:36:05

LTE Band 7 / 20MHz

Lowest Channel / QPSK

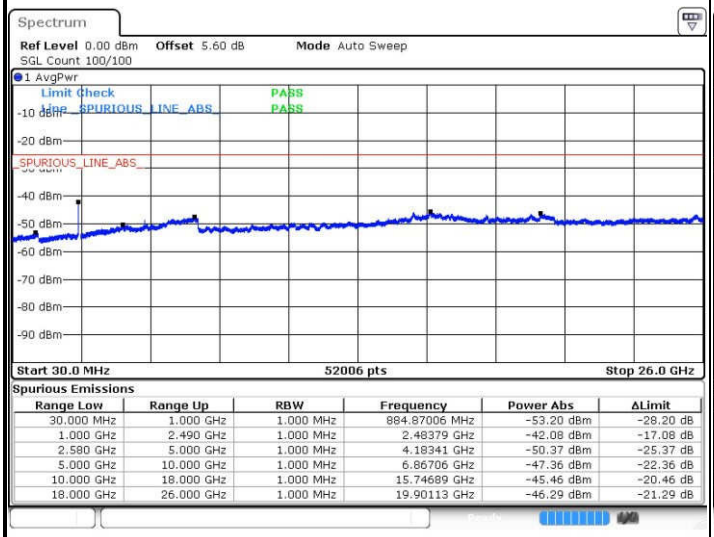

Spurious Emissions

Range Low	Range Up	RBW	Frequency	Power Abs	ΔLimit
30.000 MHz	1.000 GHz	1.000 MHz	884.87006 MHz	-53.20 dBm	-28.20 dB
1.000 GHz	2.490 GHz	1.000 MHz	2.48379 GHz	-42.08 dBm	-17.08 dB
2.580 GHz	5.000 GHz	1.000 MHz	4.18341 GHz	-50.37 dBm	-25.37 dB
5.000 GHz	10.000 GHz	1.000 MHz	6.86706 GHz	-47.36 dBm	-22.36 dB
10.000 GHz	18.000 GHz	1.000 MHz	15.74689 GHz	-45.46 dBm	-20.46 dB
18.000 GHz	26.000 GHz	1.000 MHz	19.90113 GHz	-46.29 dBm	-21.29 dB

Date: 14.JAN.2017 20:48:09

Lowest Channel / 16QAM

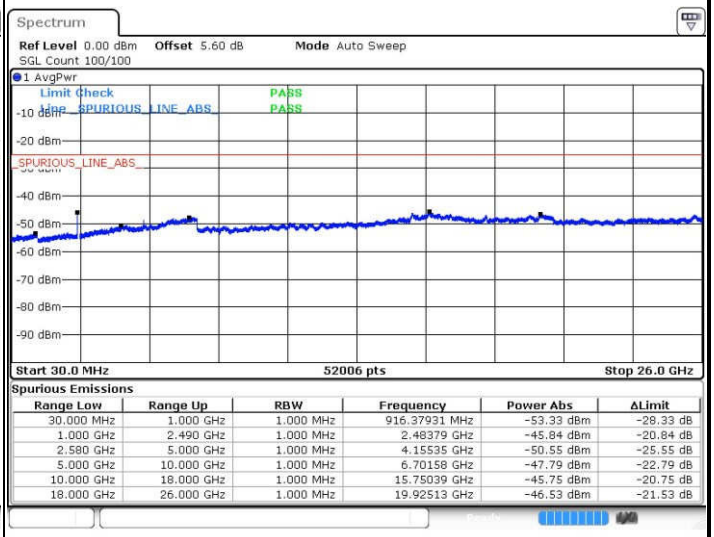

Spurious Emissions

Range Low	Range Up	RBW	Frequency	Power Abs	ΔLimit
30.000 MHz	1.000 GHz	1.000 MHz	916.37931 MHz	-53.33 dBm	-28.33 dB
1.000 GHz	2.490 GHz	1.000 MHz	2.48379 GHz	-45.84 dBm	-20.84 dB
2.580 GHz	5.000 GHz	1.000 MHz	4.15535 GHz	-50.55 dBm	-25.55 dB
5.000 GHz	10.000 GHz	1.000 MHz	6.70158 GHz	-47.79 dBm	-22.79 dB
10.000 GHz	18.000 GHz	1.000 MHz	15.75039 GHz	-45.75 dBm	-20.75 dB
18.000 GHz	26.000 GHz	1.000 MHz	19.92513 GHz	-46.53 dBm	-21.53 dB

Date: 14.JAN.2017 20:49:04

LTE Band 7 / 20MHz

Middle Channel / QPSK

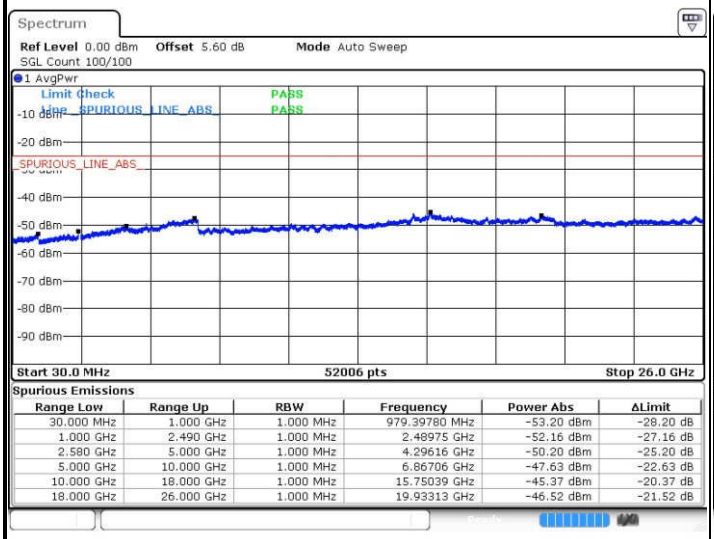

Spurious Emissions

Range Low	Range Up	RBW	Frequency	Power Abs	ΔLimit
30.000 MHz	1.000 GHz	1.000 MHz	979.39780 MHz	-53.20 dBm	-28.20 dB
1.000 GHz	2.490 GHz	1.000 MHz	2.48975 GHz	-52.16 dBm	-27.16 dB
2.580 GHz	5.000 GHz	1.000 MHz	4.29616 GHz	-50.20 dBm	-25.20 dB
5.000 GHz	10.000 GHz	1.000 MHz	6.86706 GHz	-47.63 dBm	-22.63 dB
10.000 GHz	18.000 GHz	1.000 MHz	15.75039 GHz	-45.37 dBm	-20.37 dB
18.000 GHz	26.000 GHz	1.000 MHz	19.93313 GHz	-46.52 dBm	-21.52 dB

Date: 14.JAN.2017 20:50:52

Middle Channel / 16QAM

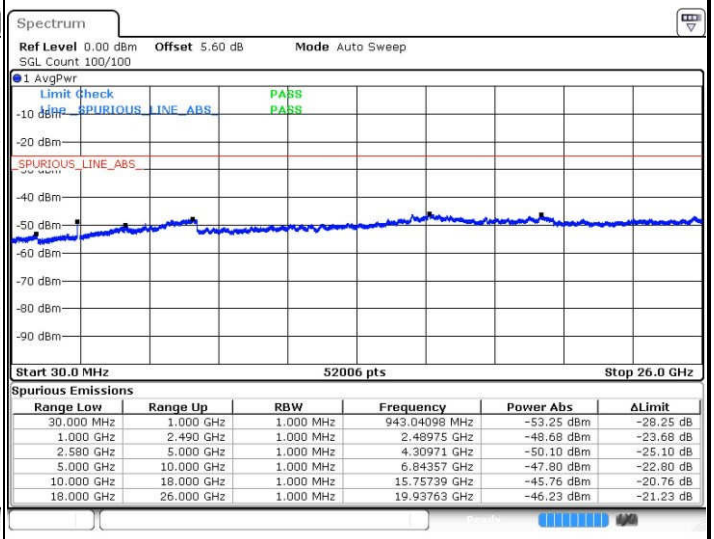

Spurious Emissions

Range Low	Range Up	RBW	Frequency	Power Abs	ΔLimit
30.000 MHz	1.000 GHz	1.000 MHz	943.04098 MHz	-53.25 dBm	-28.25 dB
1.000 GHz	2.490 GHz	1.000 MHz	2.48975 GHz	-48.68 dBm	-23.68 dB
2.580 GHz	5.000 GHz	1.000 MHz	4.30971 GHz	-50.10 dBm	-25.10 dB
5.000 GHz	10.000 GHz	1.000 MHz	6.84357 GHz	-47.80 dBm	-22.80 dB
10.000 GHz	18.000 GHz	1.000 MHz	15.75739 GHz	-45.76 dBm	-20.76 dB
18.000 GHz	26.000 GHz	1.000 MHz	19.93763 GHz	-46.23 dBm	-21.23 dB

Date: 14.JAN.2017 20:49:58

Highest Channel / QPSK

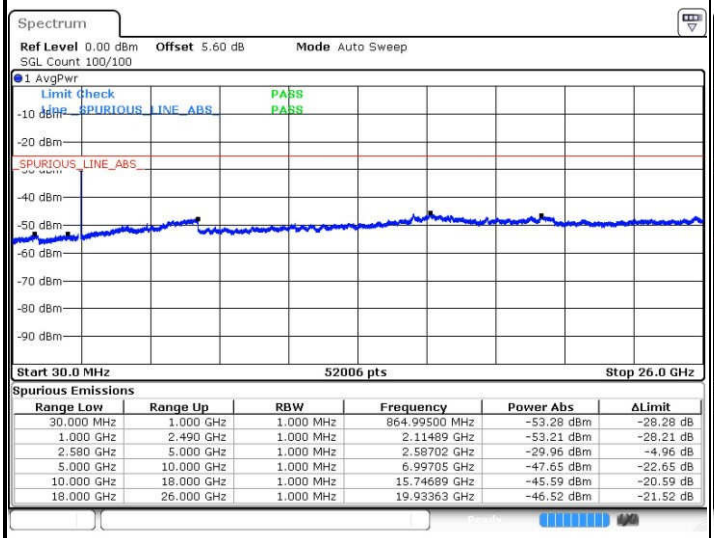

Spurious Emissions

Range Low	Range Up	RBW	Frequency	Power Abs	ΔLimit
30.000 MHz	1.000 GHz	1.000 MHz	864.99500 MHz	-53.28 dBm	-28.28 dB
1.000 GHz	2.490 GHz	1.000 MHz	2.11489 GHz	-53.21 dBm	-28.21 dB
2.580 GHz	5.000 GHz	1.000 MHz	2.58702 GHz	-29.96 dBm	-4.96 dB
5.000 GHz	10.000 GHz	1.000 MHz	6.99705 GHz	-47.65 dBm	-22.65 dB
10.000 GHz	18.000 GHz	1.000 MHz	15.74689 GHz	-45.59 dBm	-20.59 dB
18.000 GHz	26.000 GHz	1.000 MHz	19.93363 GHz	-46.52 dBm	-21.52 dB

Date: 14.JAN.2017 20:51:47

Highest Channel / 16QAM

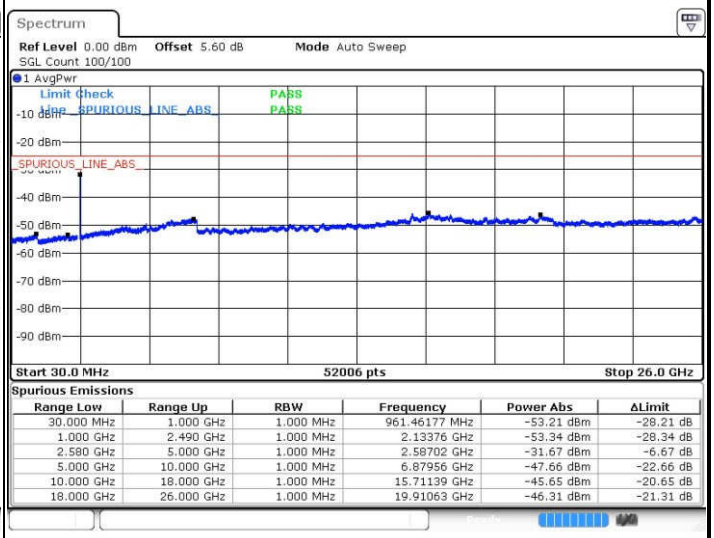

Spurious Emissions

Range Low	Range Up	RBW	Frequency	Power Abs	ΔLimit
30.000 MHz	1.000 GHz	1.000 MHz	961.46177 MHz	-53.21 dBm	-28.21 dB
1.000 GHz	2.490 GHz	1.000 MHz	2.13376 GHz	-53.34 dBm	-28.34 dB
2.580 GHz	5.000 GHz	1.000 MHz	2.58702 GHz	-31.67 dBm	-6.67 dB
5.000 GHz	10.000 GHz	1.000 MHz	6.87956 GHz	-47.66 dBm	-22.66 dB
10.000 GHz	18.000 GHz	1.000 MHz	15.71139 GHz	-45.65 dBm	-20.65 dB
18.000 GHz	26.000 GHz	1.000 MHz	19.91063 GHz	-46.31 dBm	-21.31 dB

Date: 14.JAN.2017 20:52:41

Frequency Stability

Test Conditions		LTE Band 2 (QPSK) / Middle Channel	Limit
Temperature (°C)	Voltage (Volt)	BW 10MHz	Note 2.
		Deviation (ppm)	Result
50	Normal Voltage	0.0007	PASS
40	Normal Voltage	0.0004	
30	Normal Voltage	0.0013	
20(Ref.)	Normal Voltage	0.0000	
10	Normal Voltage	0.0020	
0	Normal Voltage	0.0012	
-10	Normal Voltage	0.0001	
-20	Normal Voltage	0.0017	
-30	Normal Voltage	0.0005	
20	Maximum Voltage	0.0003	
20	Normal Voltage	0.0015	
20	Battery End Point	0.0002	

Note:

1. Normal Voltage =3.8 V.；Battery End Point (BEP) =3.6 V.；Maximum Voltage =4.2 V.
2. Note: The frequency fundamental emissions stay within the authorized frequency block.

Test Conditions		LTE Band 4 (QPSK) / Middle Channel	Limit
Temperature (°C)	Voltage (Volt)	BW 10MHz	Note 2.
		Deviation (ppm)	Result
50	Normal Voltage	0.0009	PASS
40	Normal Voltage	0.0013	
30	Normal Voltage	0.0006	
20(Ref.)	Normal Voltage	0.0000	
10	Normal Voltage	0.0010	
0	Normal Voltage	0.0005	
-10	Normal Voltage	0.0002	
-20	Normal Voltage	0.0015	
-30	Normal Voltage	0.0004	
20	Maximum Voltage	0.0001	
20	Normal Voltage	0.0012	
20	Battery End Point	0.0003	

Note:

1. Normal Voltage =3.8 V.；Battery End Point (BEP) =3.6 V.；Maximum Voltage =4.2 V.
2. Note: The frequency fundamental emissions stay within the authorized frequency block.

Test Conditions		LTE Band 5 (QPSK) / Middle Channel	Limit
Temperature (°C)	Voltage (Volt)	BW 10MHz	2.5ppm
		Deviation (ppm)	Result
50	Normal Voltage	0.0022	PASS
40	Normal Voltage	0.0007	
30	Normal Voltage	0.0025	
20(Ref.)	Normal Voltage	0.0000	
10	Normal Voltage	0.0010	
0	Normal Voltage	0.0016	
-10	Normal Voltage	0.0020	
-20	Normal Voltage	0.0004	
-30	Normal Voltage	0.0006	
20	Maximum Voltage	0.0017	
20	Normal Voltage	0.0005	
20	Battery End Point	0.0018	

Note: Normal Voltage =3.8 V.；Battery End Point (BEP) =3.6 V.；Maximum Voltage =4.2 V.

Test Conditions		LTE Band 7 (QPSK) / Middle Channel	Limit
Temperature (°C)	Voltage (Volt)	BW 10MHz	Note 2.
		Deviation (ppm)	Result
50	Normal Voltage	0.0009	PASS
40	Normal Voltage	0.0012	
30	Normal Voltage	0.0001	
20(Ref.)	Normal Voltage	0.0000	
10	Normal Voltage	0.0008	
0	Normal Voltage	0.0003	
-10	Normal Voltage	0.0010	
-20	Normal Voltage	0.0004	
-30	Normal Voltage	0.0013	
20	Maximum Voltage	0.0007	
20	Normal Voltage	0.0002	
20	Battery End Point	0.0006	

Note:

1. Normal Voltage =3.8 V.；Battery End Point (BEP) =3.6 V.；Maximum Voltage =4.2 V.
2. Note: The frequency fundamental emissions stay within the authorized frequency block.

Appendix B. Test Results of Radiated Test

Radiated Spurious Emission

LTE Band 2 / 1.4MHz / QPSK / RB Size 1 Offset 0									
Channel	Frequency (MHz)	EIRP (dBm)	Limit (dBm)	Over Limit (dB)	SPA Reading (dBm)	S.G. Power (dBm)	TX Cable loss (dB)	TX Antenna Gain (dBi)	Polarization (H/V)
Middle	3756	-66.39	-13	-53.39	-69.90	-71.38	1.88	6.87	H
	5640	-66.47	-13	-53.47	-74.66	-73.77	2.38	9.68	H
	7518	-63.07	-13	-50.07	-75.10	-72.14	2.74	11.81	H
	3756	-67.37	-13	-54.37	-71.16	-72.36	1.88	6.87	V
	5640	-66.13	-13	-53.13	-74.7	-73.43	2.38	9.68	V
	7518	-63.79	-13	-50.79	-74.5	-72.86	2.74	11.81	V

Remark: Spurious emissions within 30-1000MHz were found more than 20dB below limit line.

LTE Band 2 / 3MHz / QPSK / RB Size 1 Offset 0									
Channel	Frequency (MHz)	EIRP (dBm)	Limit (dBm)	Over Limit (dB)	SPA Reading (dBm)	S.G. Power (dBm)	TX Cable loss (dB)	TX Antenna Gain (dBi)	Polarization (H/V)
Middle	3756	-65.57	-13	-52.57	-69.08	-70.56	1.88	6.87	H
	5634	-66.84	-13	-53.84	-75.03	-74.14	2.38	9.68	H
	7512	-62.66	-13	-49.66	-74.69	-71.73	2.74	11.81	H
	3756	-66.72	-13	-53.72	-70.51	-71.71	1.88	6.87	V
	5634	-65.92	-13	-52.92	-74.49	-73.22	2.38	9.68	V
	7512	-63.05	-13	-50.05	-73.76	-72.12	2.74	11.81	V

Remark: Spurious emissions within 30-1000MHz were found more than 20dB below limit line.

LTE Band 2 / 5MHz / QPSK / RB Size 1 Offset 0									
Channel	Frequency (MHz)	EIRP (dBm)	Limit (dBm)	Over Limit (dB)	SPA Reading (dBm)	S.G. Power (dBm)	TX Cable loss (dB)	TX Antenna Gain (dBi)	Polarization (H/V)
Middle	3756	-64.74	-13	-51.74	-68.25	-69.73	1.88	6.87	H
	5634	-65.82	-13	-52.82	-74.01	-73.12	2.38	9.68	H
	7512	-62.35	-13	-49.35	-74.38	-71.42	2.74	11.81	H
	3756	-67.87	-13	-54.87	-71.66	-72.86	1.88	6.87	V
	5634	-65.53	-13	-52.53	-74.1	-72.83	2.38	9.68	V
	7512	-63.45	-13	-50.45	-74.16	-72.52	2.74	11.81	V

Remark: Spurious emissions within 30-1000MHz were found more than 20dB below limit line.

LTE Band 2 / 10MHz / QPSK / RB Size 1 Offset 0									
Channel	Frequency (MHz)	EIRP (dBm)	Limit (dBm)	Over Limit (dB)	SPA Reading (dBm)	S.G. Power (dBm)	TX Cable loss (dB)	TX Antenna Gain (dBi)	Polarization (H/V)
Middle	3750	-67.98	-13	-54.98	-71.49	-72.97	1.88	6.87	H
	5628	-65.70	-13	-52.70	-73.89	-73.00	2.38	9.68	H
	7500	-62.01	-13	-49.01	-74.04	-71.08	2.74	11.81	H
	3750	-67.86	-13	-54.86	-71.65	-72.85	1.88	6.87	V
	5628	-65.22	-13	-52.22	-73.79	-72.52	2.38	9.68	V
	7500	-64.46	-13	-51.46	-75.17	-73.53	2.74	11.81	V

Remark: Spurious emissions within 30-1000MHz were found more than 20dB below limit line.

LTE Band 2 / 15MHz / QPSK / RB Size 1 Offset 0									
Channel	Frequency (MHz)	EIRP (dBm)	Limit (dBm)	Over Limit (dB)	SPA Reading (dBm)	S.G. Power (dBm)	TX Cable loss (dB)	TX Antenna Gain (dBi)	Polarization (H/V)
Middle	3744	-66.31	-13	-53.31	-69.82	-71.30	1.88	6.87	H
	5616	-66.85	-13	-53.85	-75.04	-74.15	2.38	9.68	H
	7488	-62.30	-13	-49.30	-74.33	-71.37	2.74	11.81	H
	3744	-67.68	-13	-54.68	-71.47	-72.67	1.88	6.87	V
	5616	-65.82	-13	-52.82	-74.39	-73.12	2.38	9.68	V
	7488	-64.11	-13	-51.11	-74.82	-73.18	2.74	11.81	V

Remark: Spurious emissions within 30-1000MHz were found more than 20dB below limit line.

LTE Band 2 / 20MHz / QPSK / RB Size 1 Offset 0									
Channel	Frequency (MHz)	EIRP (dBm)	Limit (dBm)	Over Limit (dB)	SPA Reading (dBm)	S.G. Power (dBm)	TX Cable loss (dB)	TX Antenna Gain (dBi)	Polarization (H/V)
Middle	3738	-67.86	-13	-54.86	-71.37	-72.85	1.88	6.87	H
	5610	-67.04	-13	-54.04	-75.23	-74.34	2.38	9.68	H
	7482	-62.81	-13	-49.81	-74.84	-71.88	2.74	11.81	H
	3738	-69.10	-13	-56.10	-72.89	-74.09	1.88	6.87	V
	5610	-66.22	-13	-53.22	-74.79	-73.52	2.38	9.68	V
	7482	-63.56	-13	-50.56	-74.27	-72.63	2.74	11.81	V

Remark: Spurious emissions within 30-1000MHz were found more than 20dB below limit line.

LTE Band 4 / 1.4MHz / QPSK / RB Size 1 Offset 0									
Channel	Frequency (MHz)	EIRP (dBm)	Limit (dBm)	Over Limit (dB)	SPA Reading (dBm)	S.G. Power (dBm)	TX Cable loss (dB)	TX Antenna Gain (dBi)	Polarization (H/V)
Middle	3462	-63.30	-13	-50.30	-70.09	-68.19	1.81	6.70	H
	5196	-61.16	-13	-48.16	-73.84	-68.06	2.23	9.13	H
	6930	-59.79	-13	-46.79	-74.97	-67.85	2.60	10.66	H
	3462	-65.54	-13	-52.54	-70.74	-70.43	1.81	6.70	V
	5196	-59.62	-13	-46.62	-73.17	-66.52	2.23	9.13	V
	6930	-60.12	-13	-47.12	-75.17	-68.18	2.6	10.66	V

Remark: Spurious emissions within 30-1000MHz were found more than 20dB below limit line.

LTE Band 4 / 3MHz / QPSK / RB Size 1 Offset 0									
Channel	Frequency (MHz)	EIRP (dBm)	Limit (dBm)	Over Limit (dB)	SPA Reading (dBm)	S.G. Power (dBm)	TX Cable loss (dB)	TX Antenna Gain (dBi)	Polarization (H/V)
Middle	3462	-61.91	-13	-48.91	-68.70	-66.80	1.81	6.70	H
	5194	-61.05	-13	-48.05	-73.73	-67.95	2.23	9.13	H
	6924	-60.44	-13	-47.44	-75.62	-68.50	2.60	10.66	H
	3462	-65.17	-13	-52.17	-70.37	-70.06	1.81	6.70	V
	5194	-60.16	-13	-47.16	-73.71	-67.06	2.23	9.13	V
	6924	-59.99	-13	-46.99	-75.04	-68.05	2.6	10.66	V

Remark: Spurious emissions within 30-1000MHz were found more than 20dB below limit line.

LTE Band 4 / 5MHz / QPSK / RB Size 1 Offset 0									
Channel	Frequency (MHz)	EIRP (dBm)	Limit (dBm)	Over Limit (dB)	SPA Reading (dBm)	S.G. Power (dBm)	TX Cable loss (dB)	TX Antenna Gain (dBi)	Polarization (H/V)
Middle	3460	-62.00	-13	-49.00	-68.79	-66.89	1.81	6.70	H
	5190	-60.34	-13	-47.34	-73.02	-67.24	2.23	9.13	H
	6922	-59.98	-13	-46.98	-75.16	-68.04	2.60	10.66	H
	3460	-65.59	-13	-52.59	-70.79	-70.48	1.81	6.70	V
	5190	-59.46	-13	-46.46	-73.01	-66.36	2.23	9.13	V
	6922	-60.21	-13	-47.21	-75.26	-68.27	2.6	10.66	V

Remark: Spurious emissions within 30-1000MHz were found more than 20dB below limit line.

LTE Band 4 / 10MHz / QPSK / RB Size 1 Offset 0									
Channel	Frequency (MHz)	EIRP (dBm)	Limit (dBm)	Over Limit (dB)	SPA Reading (dBm)	S.G. Power (dBm)	TX Cable loss (dB)	TX Antenna Gain (dBi)	Polarization (H/V)
Middle	3456	-57.86	-13	-44.86	-64.65	-62.75	1.81	6.70	H
	5184	-60.75	-13	-47.75	-73.43	-67.65	2.23	9.13	H
	6912	-59.76	-13	-46.76	-74.94	-67.82	2.60	10.66	H
	3456	-61.38	-13	-48.38	-66.58	-66.27	1.81	6.70	V
	5184	-59.39	-13	-46.39	-72.94	-66.29	2.23	9.13	V
	6912	-59.28	-13	-46.28	-74.33	-67.34	2.6	10.66	V

Remark: Spurious emissions within 30-1000MHz were found more than 20dB below limit line.

LTE Band 4 / 15MHz / QPSK / RB Size 1 Offset 0									
Channel	Frequency (MHz)	EIRP (dBm)	Limit (dBm)	Over Limit (dB)	SPA Reading (dBm)	S.G. Power (dBm)	TX Cable loss (dB)	TX Antenna Gain (dBi)	Polarization (H/V)
Middle	3450	-63.34	-13	-50.34	-70.13	-68.23	1.81	6.70	H
	5178	-61.02	-13	-48.02	-73.70	-67.92	2.23	9.13	H
	6903	-60.53	-13	-47.53	-75.71	-68.59	2.60	10.66	H
	3450	-65.35	-13	-52.35	-70.55	-70.24	1.81	6.70	V
	5178	-59.69	-13	-46.69	-73.24	-66.59	2.23	9.13	V
	6903	-60.69	-13	-47.69	-75.74	-68.75	2.6	10.66	V

Remark: Spurious emissions within 30-1000MHz were found more than 20dB below limit line.

LTE Band 4 / 20MHz / QPSK / RB Size 1 Offset 0									
Channel	Frequency (MHz)	EIRP (dBm)	Limit (dBm)	Over Limit (dB)	SPA Reading (dBm)	S.G. Power (dBm)	TX Cable loss (dB)	TX Antenna Gain (dBi)	Polarization (H/V)
Middle	3447	-63.97	-13	-50.97	-70.76	-68.86	1.81	6.70	H
	5170	-61.33	-13	-48.33	-74.01	-68.23	2.23	9.13	H
	6894	-60.18	-13	-47.18	-75.36	-68.24	2.60	10.66	H
	3447	-66.77	-13	-53.77	-71.97	-71.66	1.81	6.70	V
	5170	-60.02	-13	-47.02	-73.57	-66.92	2.23	9.13	V
	6894	-60.57	-13	-47.57	-75.62	-68.63	2.6	10.66	V

Remark: Spurious emissions within 30-1000MHz were found more than 20dB below limit line.

LTE Band 5 / 1.4MHz / QPSK / RB Size 1 Offset 0									
Channel	Frequency (MHz)	ERP (dBm)	Limit (dBm)	Over Limit (dB)	SPA Reading (dBm)	S.G. Power (dBm)	TX Cable loss (dB)	TX Antenna Gain (dBi)	Polarization (H/V)
Middle	1672	-48.61	-13	-35.61	-49.53	-50.47	1.19	5.20	H
	2508	-41.22	-13	-28.22	-47.05	-43.44	1.53	5.90	H
	3345	-64.18	-13	-51.18	-68.13	-66.97	1.76	6.70	H
	1672	-56.56	-13	-43.56	-54.52	-58.42	1.19	5.20	V
	2508	-47.59	-13	-34.59	-51.61	-49.81	1.53	5.90	V
	3345	-66.01	-13	-53.01	-69.33	-68.80	1.76	6.70	V

Remark: Spurious emissions within 30-1000MHz were found more than 20dB below limit line.

LTE Band 5 / 3MHz / QPSK / RB Size 1 Offset 0									
Channel	Frequency (MHz)	ERP (dBm)	Limit (dBm)	Over Limit (dB)	SPA Reading (dBm)	S.G. Power (dBm)	TX Cable loss (dB)	TX Antenna Gain (dBi)	Polarization (H/V)
Middle	1670	-55.24	-13	-42.24	-54.23	-57.10	1.19	5.20	H
	2506	-48.35	-13	-35.35	-52.72	-50.57	1.53	5.90	H
	3342	-64.18	-13	-51.18	-68.13	-66.97	1.76	6.70	H
	1670	-60.62	-13	-47.62	-58.58	-62.48	1.19	5.20	V
	2506	-47.82	-13	-34.82	-51.8	-50.04	1.53	5.90	V
	3342	-67.40	-13	-54.40	-70.72	-70.19	1.76	6.70	V

Remark: Spurious emissions within 30-1000MHz were found more than 20dB below limit line.

LTE Band 5 / 5MHz / QPSK / RB Size 1 Offset 0									
Channel	Frequency (MHz)	ERP (dBm)	Limit (dBm)	Over Limit (dB)	SPA Reading (dBm)	S.G. Power (dBm)	TX Cable loss (dB)	TX Antenna Gain (dBi)	Polarization (H/V)
Middle	1668	-47.12	-13	-34.12	-47.54	-48.98	1.19	5.20	H
	2502	-37.26	-13	-24.26	-43.59	-39.48	1.53	5.90	H
	3336	-62.33	-13	-49.33	-66.28	-65.12	1.76	6.70	H
	1668	-60.77	-13	-47.77	-58.73	-62.63	1.19	5.20	V
	2502	-41.69	-13	-28.69	-46.91	-43.91	1.53	5.90	V
	3336	-66.53	-13	-53.53	-69.85	-69.32	1.76	6.70	V

Remark: Spurious emissions within 30-1000MHz were found more than 20dB below limit line.

LTE Band 5 / 10MHz / QPSK / RB Size 1 Offset 0									
Channel	Frequency (MHz)	ERP (dBm)	Limit (dBm)	Over Limit (dB)	SPA Reading (dBm)	S.G. Power (dBm)	TX Cable loss (dB)	TX Antenna Gain (dBi)	Polarization (H/V)
Middle	1664	-56.96	-13	-43.96	-55.60	-58.82	1.19	5.20	H
	2496	-37.80	-13	-24.80	-44.37	-40.02	1.53	5.90	H
	3327	-54.47	-13	-41.47	-58.42	-57.26	1.76	6.70	H
	1664	-61.14	-13	-48.14	-59.1	-63.00	1.19	5.20	V
	2496	-46.04	-13	-33.04	-50.51	-48.26	1.53	5.90	V
	3330	-57.31	-13	-44.31	-60.63	-60.10	1.76	6.70	V

Remark: Spurious emissions within 30-1000MHz were found more than 20dB below limit line.

LTE Band 7 / 5MHz / QPSK / RB Size 1 Offset 0									
Channel	Frequency (MHz)	EIRP (dBm)	Limit (dBm)	Over Limit (dB)	SPA Reading (dBm)	S.G. Power (dBm)	TX Cable loss (dB)	TX Antenna Gain (dBi)	Polarization (H/V)
Middle	5064	-61.41	-25	-36.41	-70.63	-67.97	2.41	8.97	H
	7600	-59.10	-25	-34.10	-72.80	-68.10	2.86	11.86	H
	10134	-57.04	-25	-32.04	-75.39	-65.94	3.21	12.11	H
	5064	-63.78	-25	-38.78	-72.49	-70.34	2.41	8.97	V
	7600	-59.89	-25	-34.89	-74.52	-68.89	2.86	11.86	V
	10134	-56.86	-25	-31.86	-76.26	-65.76	3.21	12.11	V

Remark: Spurious emissions within 30-1000MHz were found more than 20dB below limit line.

LTE Band 7 / 10MHz / QPSK / RB Size 1 Offset 0									
Channel	Frequency (MHz)	EIRP (dBm)	Limit (dBm)	Over Limit (dB)	SPA Reading (dBm)	S.G. Power (dBm)	TX Cable loss (dB)	TX Antenna Gain (dBi)	Polarization (H/V)
Middle	5060	-60.69	-25	-35.69	-69.91	-67.25	2.41	8.97	H
	7592	-56.31	-25	-31.31	-70.01	-65.31	2.86	11.86	H
	10125	-57.87	-25	-32.87	-76.22	-66.77	3.21	12.11	H
	5060	-63.91	-25	-38.91	-72.62	-70.47	2.41	8.97	V
	7592	-55.95	-25	-30.95	-70.58	-64.95	2.86	11.86	V
	10125	-56.41	-25	-31.41	-75.81	-65.31	3.21	12.11	V

Remark: Spurious emissions within 30-1000MHz were found more than 20dB below limit line.

LTE Band 7 / 15MHz / QPSK / RB Size 1 Offset 0									
Channel	Frequency (MHz)	EIRP (dBm)	Limit (dBm)	Over Limit (dB)	SPA Reading (dBm)	S.G. Power (dBm)	TX Cable loss (dB)	TX Antenna Gain (dBi)	Polarization (H/V)
Middle	5056	-58.91	-25	-33.91	-68.13	-65.47	2.41	8.97	H
	7584	-57.22	-25	-32.22	-70.92	-66.22	2.86	11.86	H
	10116	-57.57	-25	-32.57	-75.92	-66.47	3.21	12.11	H
	5056	-62.97	-25	-37.97	-71.68	-69.53	2.41	8.97	V
	7584	-59.18	-25	-34.18	-73.81	-68.18	2.86	11.86	V
	10116	-56.05	-25	-31.05	-75.45	-64.95	3.21	12.11	V

Remark: Spurious emissions within 30-1000MHz were found more than 20dB below limit line.

LTE Band 7 / 20MHz / QPSK / RB Size 1 Offset 0									
Channel	Frequency (MHz)	EIRP (dBm)	Limit (dBm)	Over Limit (dB)	SPA Reading (dBm)	S.G. Power (dBm)	TX Cable loss (dB)	TX Antenna Gain (dBi)	Polarization (H/V)
Middle	5052	-58.78	-25	-33.78	-68.00	-65.34	2.41	8.97	H
	7580	-60.10	-25	-35.10	-73.80	-69.10	2.86	11.86	H
	10107	-57.13	-25	-32.13	-75.48	-66.03	3.21	12.11	H
	5052	-61.84	-25	-36.84	-70.55	-68.40	2.41	8.97	V
	7580	-59.77	-25	-34.77	-74.4	-68.77	2.86	11.86	V
	10107	-55.83	-25	-30.83	-75.23	-64.73	3.21	12.11	V

Remark: Spurious emissions within 30-1000MHz were found more than 20dB below limit line.