CDMA BC0 (1xRTT)

Lowest Channel

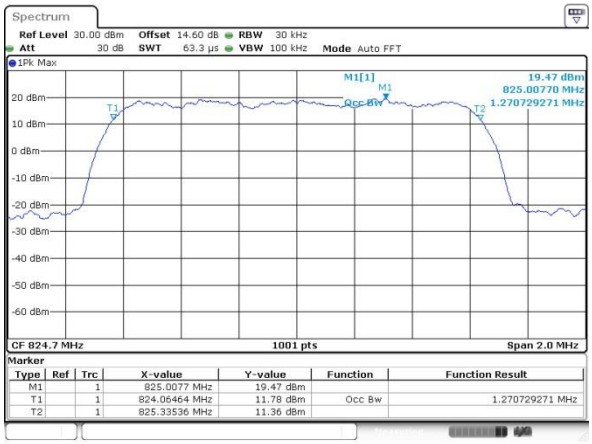

Middle Channel

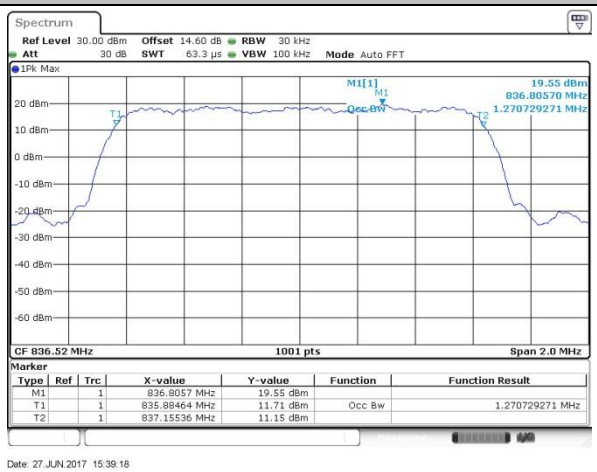

Highest Channel

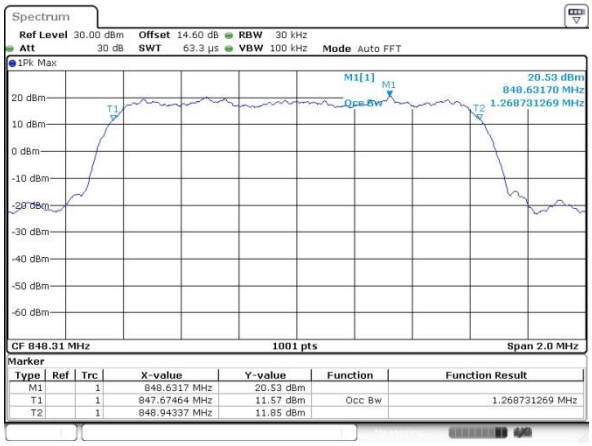

CDMA BC1 (1xRTT)

Lowest Channel

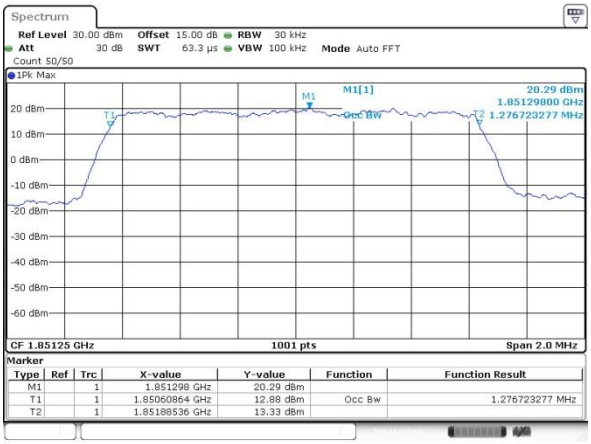

Middle Channel

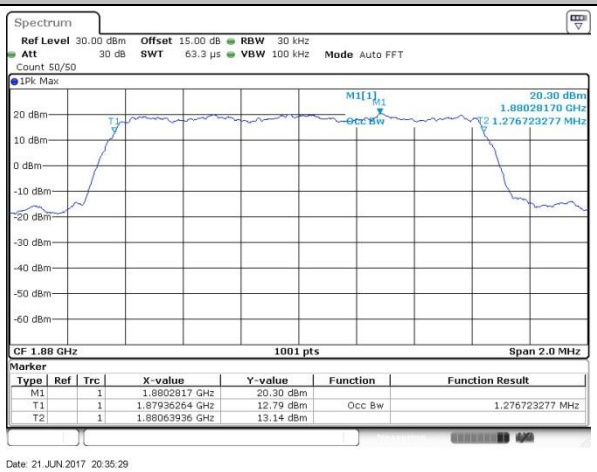

Highest Channel

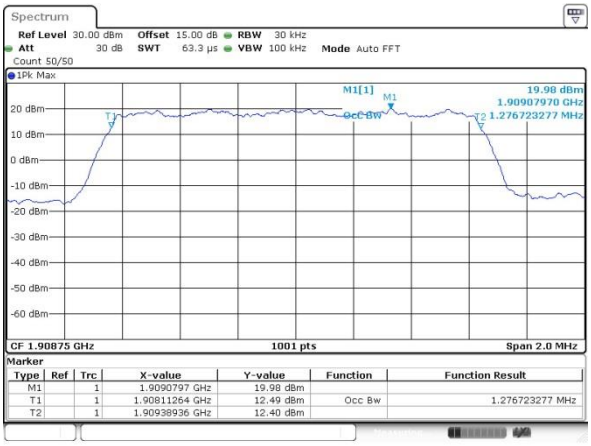

Conducted Band Edge

GSM850 (GSM)

Lowest Band Edge

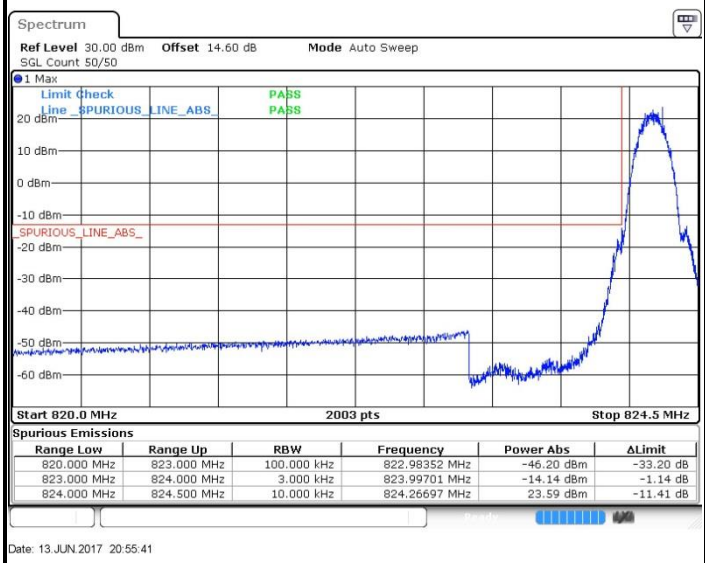

Spurious Emissions

Range Low	Range Up	RBW	Frequency	Power Abs	ΔLimit
820.000 MHz	823.000 MHz	100.000 kHz	822.98352 MHz	-46.20 dBm	-33.20 dB
823.000 MHz	824.000 MHz	3.000 kHz	823.99701 MHz	-14.14 dBm	-1.14 dB
824.000 MHz	824.500 MHz	10.000 kHz	824.26697 MHz	23.59 dBm	-11.41 dB

Date: 13.JUN.2017 20:55:41

Highest Band Edge

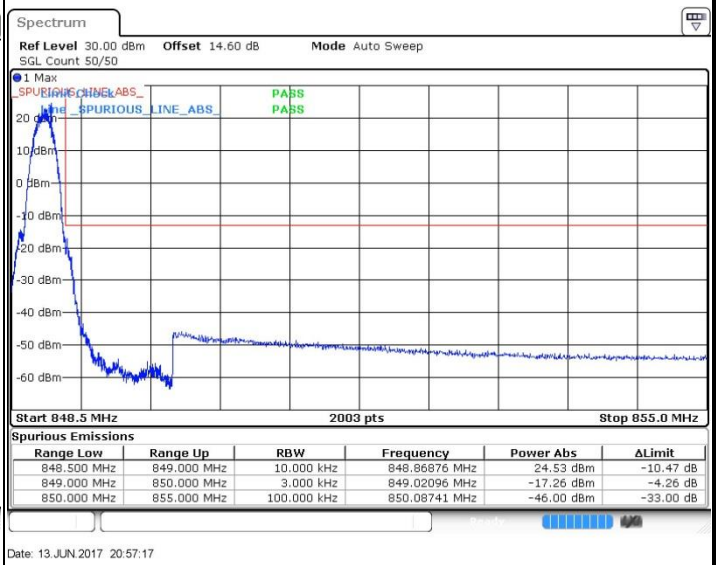

Spurious Emissions

Range Low	Range Up	RBW	Frequency	Power Abs	ΔLimit
848.500 MHz	849.000 MHz	10.000 kHz	848.86876 MHz	24.53 dBm	-10.47 dB
849.000 MHz	850.000 MHz	3.000 kHz	849.02096 MHz	-17.26 dBm	-4.26 dB
850.000 MHz	855.000 MHz	100.000 kHz	850.08741 MHz	-46.00 dBm	-33.00 dB

Date: 13.JUN.2017 20:57:17

GSM850 (EDGE class 8)

Lowest Band Edge

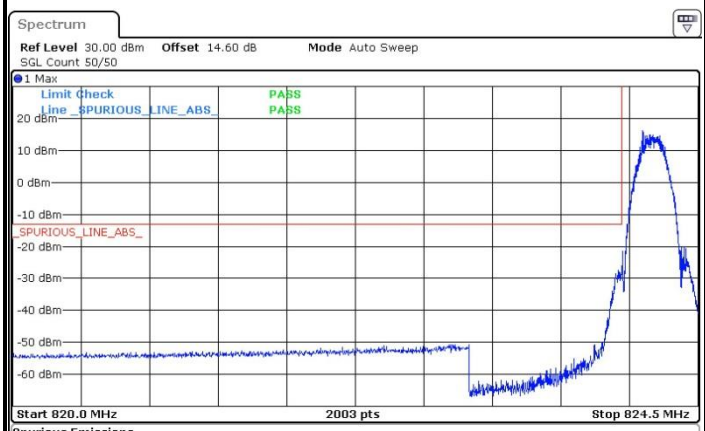

Spurious Emissions

Range Low	Range Up	RBW	Frequency	Power Abs	ΔLimit
820.000 MHz	823.000 MHz	100.000 kHz	822.88761 MHz	-50.73 dBm	-37.73 dB
823.000 MHz	824.000 MHz	3.000 kHz	823.99701 MHz	-26.14 dBm	-13.14 dB
824.000 MHz	824.500 MHz	10.000 kHz	824.13523 MHz	16.22 dBm	-18.78 dB

Date: 13.JUN.2017 21:31:47

Highest Band Edge

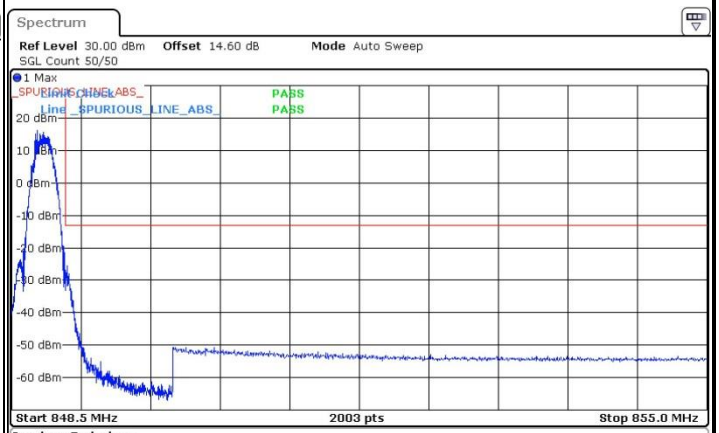

Spurious Emissions

Range Low	Range Up	RBW	Frequency	Power Abs	ΔLimit
848.500 MHz	849.000 MHz	10.000 kHz	848.74202 MHz	16.20 dBm	-18.80 dB
849.000 MHz	850.000 MHz	3.000 kHz	849.02295 MHz	-25.60 dBm	-12.60 dB
850.000 MHz	855.000 MHz	100.000 kHz	850.39211 MHz	-50.65 dBm	-37.65 dB

Date: 13.JUN.2017 21:33:21

GSM1900 (GSM)

Lowest Band Edge

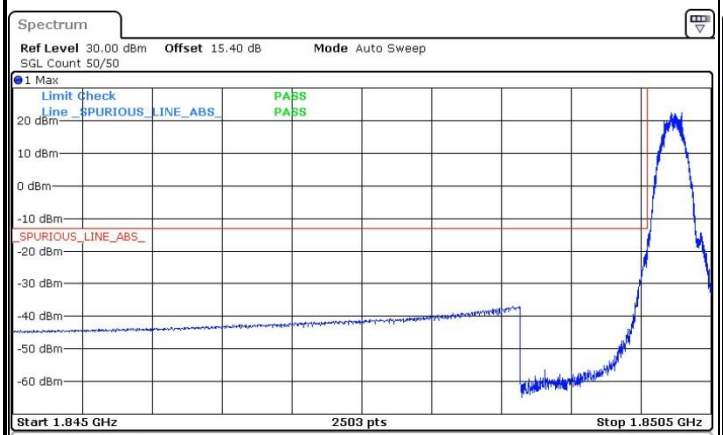

Spurious Emissions

Range Low	Range Up	RBW	Frequency	Power Abs	ΔLimit
1.845 GHz	1.849 GHz	1.000 MHz	1.84899 GHz	-36.99 dBm	-23.99 dB
1.849 GHz	1.850 GHz	3.000 kHz	1.85000 GHz	-18.69 dBm	-5.69 dB
1.850 GHz	1.851 GHz	10.000 kHz	1.85019 GHz	22.53 dBm	-12.47 dB

Date: 13.JUN.2017 22:11:34

Highest Band Edge

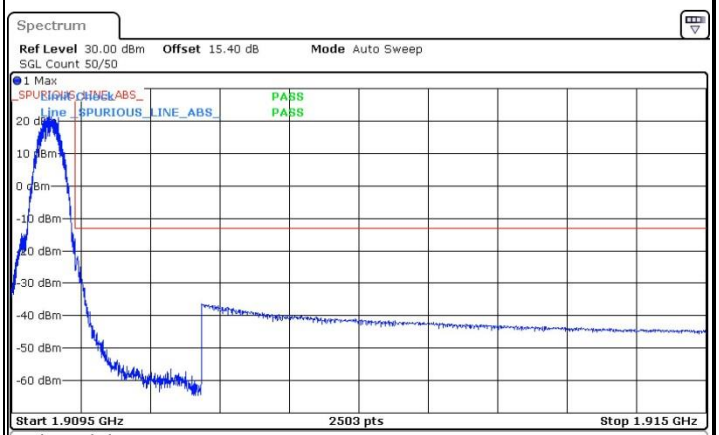

Spurious Emissions

Range Low	Range Up	RBW	Frequency	Power Abs	ΔLimit
1.909 GHz	1.910 GHz	10.000 kHz	1.90980 GHz	21.69 dBm	-13.31 dB
1.910 GHz	1.911 GHz	3.000 kHz	1.91002 GHz	-21.72 dBm	-8.72 dB
1.911 GHz	1.915 GHz	1.000 MHz	1.91101 GHz	-36.41 dBm	-23.41 dB

Date: 13.JUN.2017 22:13:06

GSM1900 (EDGE class 8)

Lowest Band Edge

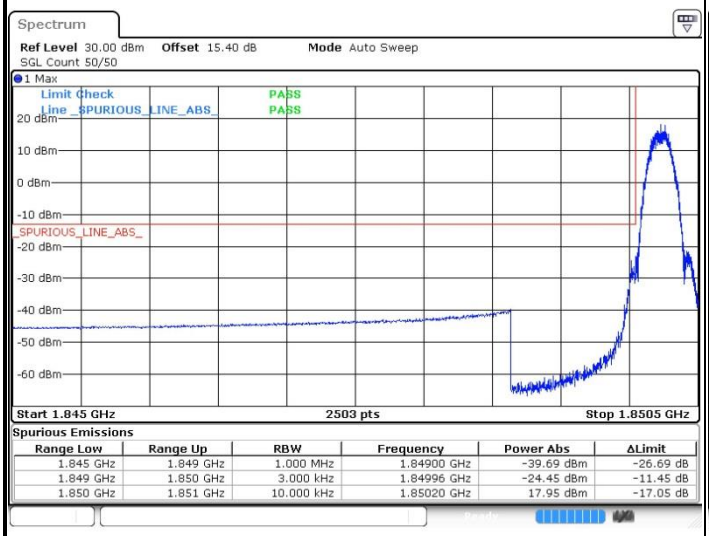

Spurious Emissions

Range Low	Range Up	RBW	Frequency	Power Abs	ΔLimit
1.845 GHz	1.849 GHz	1.000 MHz	1.84900 GHz	-39.69 dBm	-26.69 dB
1.849 GHz	1.850 GHz	3.000 kHz	1.84996 GHz	-24.45 dBm	-11.45 dB
1.850 GHz	1.851 GHz	10.000 kHz	1.85020 GHz	17.95 dBm	-17.05 dB

Date: 13.JUN.2017 22:30:36

Highest Band Edge

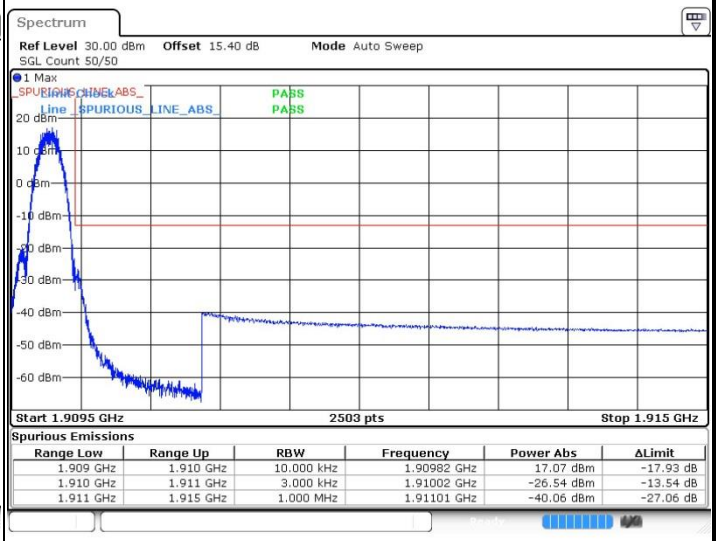

Spurious Emissions

Range Low	Range Up	RBW	Frequency	Power Abs	ΔLimit
1.909 GHz	1.910 GHz	10.000 kHz	1.90982 GHz	17.07 dBm	-17.93 dB
1.910 GHz	1.911 GHz	3.000 kHz	1.91002 GHz	-26.54 dBm	-13.54 dB
1.911 GHz	1.915 GHz	1.000 MHz	1.91101 GHz	-40.06 dBm	-27.06 dB

Date: 13.JUN.2017 22:32:12

WCDMA Band V (RMC 12.2Kbps)

Lowest Band Edge

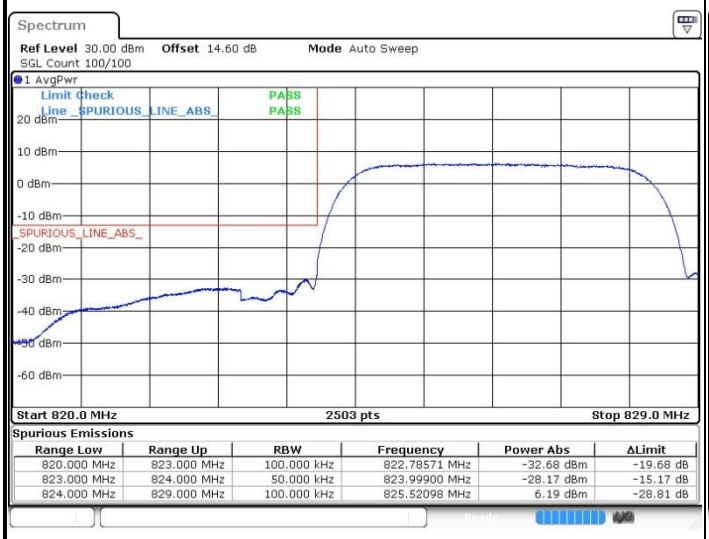

Spurious Emissions

Range Low	Range Up	RBW	Frequency	Power Abs	ΔLimit
820.000 MHz	823.000 MHz	100.000 kHz	822.78571 MHz	-32.68 dBm	-19.68 dB
823.000 MHz	824.000 MHz	50.000 kHz	823.99900 MHz	-28.17 dBm	-15.17 dB
824.000 MHz	829.000 MHz	100.000 kHz	825.52098 MHz	6.19 dBm	-28.81 dB

Date: 13.JUN.2017 23:30:07

Highest Band Edge

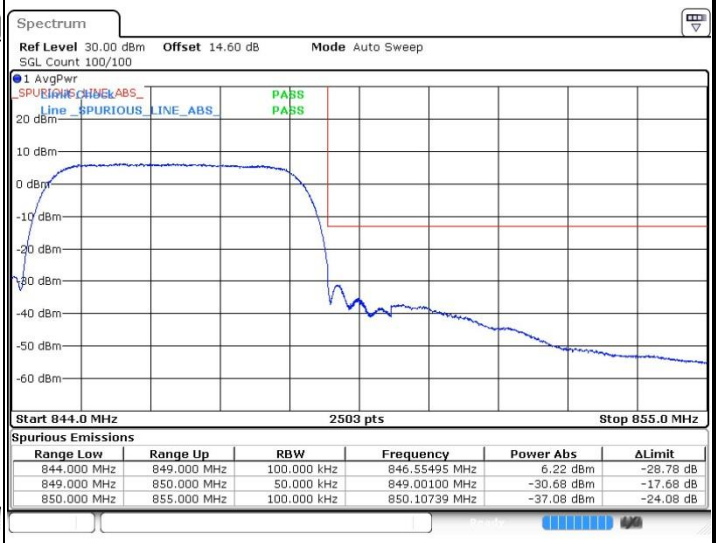

Spurious Emissions

Range Low	Range Up	RBW	Frequency	Power Abs	ΔLimit
844.000 MHz	849.000 MHz	100.000 kHz	846.55495 MHz	6.22 dBm	-28.78 dB
849.000 MHz	850.000 MHz	50.000 kHz	849.00100 MHz	-30.68 dBm	-17.68 dB
850.000 MHz	855.000 MHz	100.000 kHz	850.10739 MHz	-37.08 dBm	-24.08 dB

Date: 13.JUN.2017 23:32:56

WCDMA Band II (RMC 12.2Kbps)

Lowest Band Edge

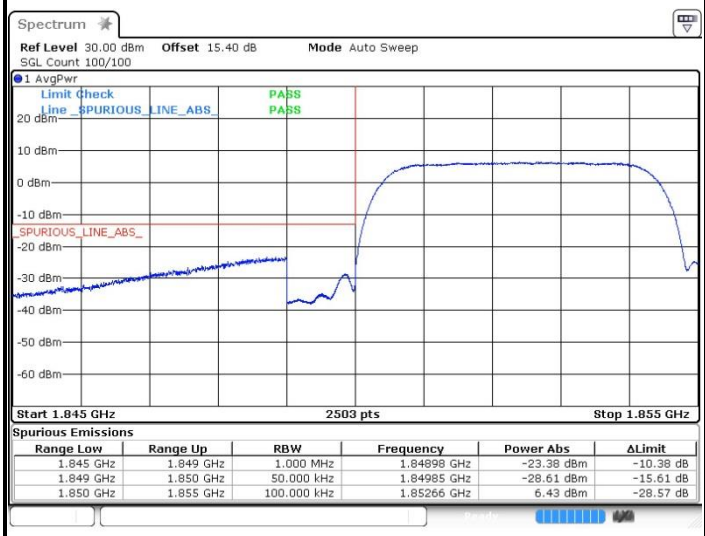

Spurious Emissions

Range Low	Range Up	RBW	Frequency	Power Abs	ΔLimit
1.845 GHz	1.849 GHz	1.000 MHz	1.84898 GHz	-23.38 dBm	-10.38 dB
1.849 GHz	1.850 GHz	50.000 kHz	1.84985 GHz	-28.61 dBm	-15.61 dB
1.850 GHz	1.855 GHz	100.000 kHz	1.85266 GHz	6.43 dBm	-28.57 dB

Date: 13.JUN.2017 23:51:03

Highest Band Edge

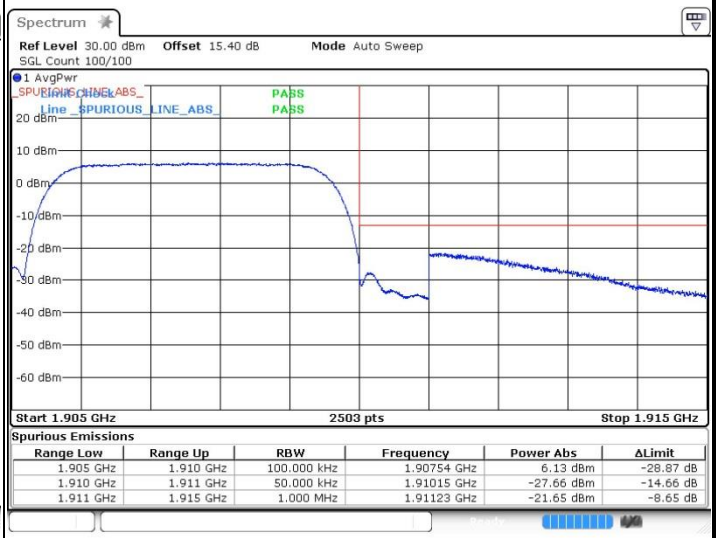

Spurious Emissions

Range Low	Range Up	RBW	Frequency	Power Abs	ΔLimit
1.905 GHz	1.910 GHz	100.000 kHz	1.90754 GHz	6.13 dBm	-28.87 dB
1.910 GHz	1.911 GHz	50.000 kHz	1.91015 GHz	-27.66 dBm	-14.66 dB
1.911 GHz	1.915 GHz	1.000 MHz	1.91123 GHz	-21.65 dBm	-8.65 dB

Date: 13.JUN.2017 23:53:51

WCDMA Band IV (RMC 12.2Kbps)

Lowest Band Edge

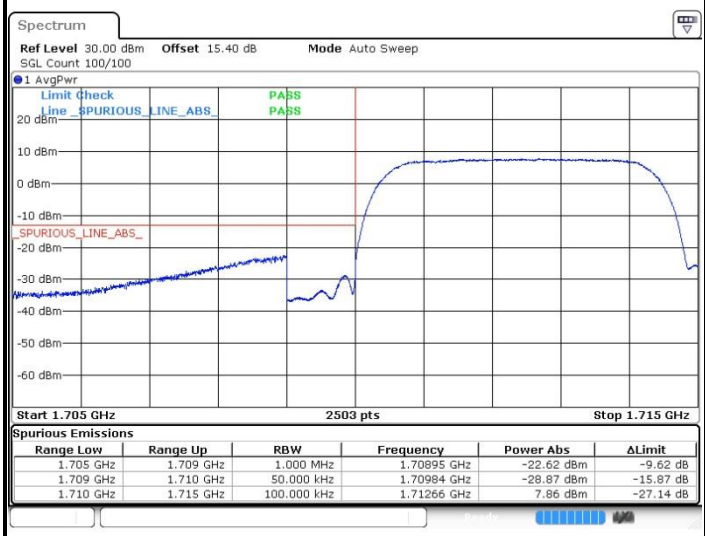

Spurious Emissions

Range Low	Range Up	RBW	Frequency	Power Abs	ΔLimit
1.705 GHz	1.709 GHz	1.000 MHz	1.70895 GHz	-22.62 dBm	-9.62 dB
1.709 GHz	1.710 GHz	50.000 kHz	1.70984 GHz	-28.87 dBm	-15.87 dB
1.710 GHz	1.715 GHz	100.000 kHz	1.71266 GHz	7.86 dBm	-27.14 dB

Date: 14.JUN.2017 01:20:13

Highest Band Edge

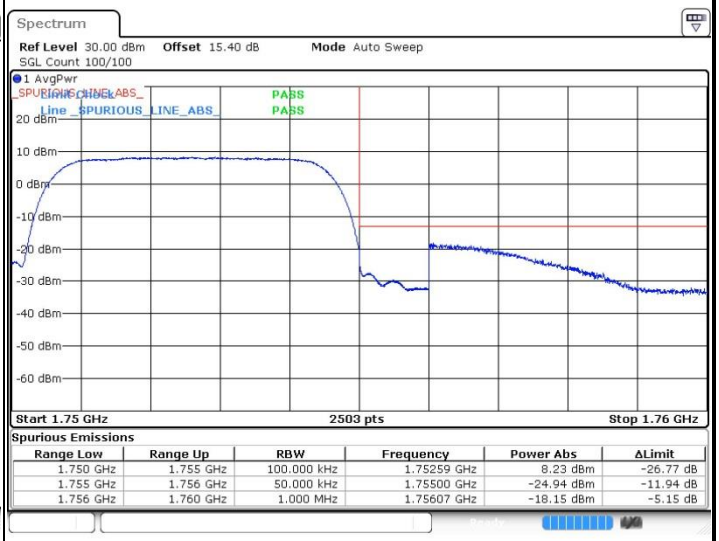

Spurious Emissions

Range Low	Range Up	RBW	Frequency	Power Abs	ΔLimit
1.750 GHz	1.755 GHz	100.000 kHz	1.75259 GHz	8.23 dBm	-26.77 dB
1.755 GHz	1.756 GHz	50.000 kHz	1.75500 GHz	-24.94 dBm	-11.94 dB
1.756 GHz	1.760 GHz	1.000 MHz	1.75607 GHz	-18.15 dBm	-5.15 dB

Date: 14.JUN.2017 01:22:59

CDMA BC0 (1xRTT)

Lowest Band Edge

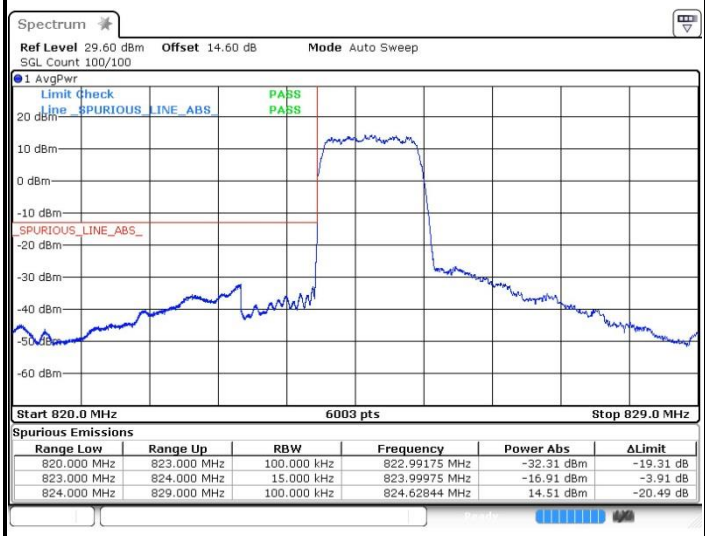

Spurious Emissions

Range Low	Range Up	RBW	Frequency	Power Abs	ΔLimit
820.000 MHz	823.000 MHz	100.000 kHz	822.99175 MHz	-32.31 dBm	-19.31 dB
823.000 MHz	824.000 MHz	15.000 kHz	823.99975 MHz	-16.91 dBm	-3.91 dB
824.000 MHz	829.000 MHz	100.000 kHz	824.62844 MHz	14.51 dBm	-20.49 dB

Date: 27.JUN.2017 15:25:10

Highest Band Edge

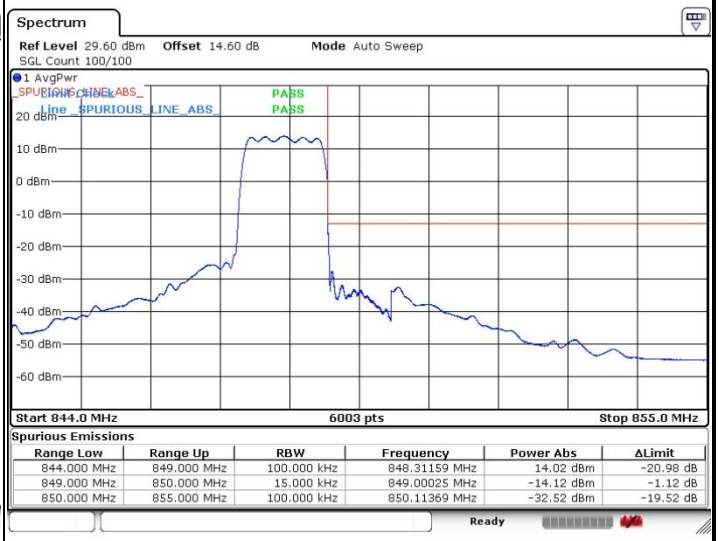

Spurious Emissions

Range Low	Range Up	RBW	Frequency	Power Abs	ΔLimit
844.000 MHz	849.000 MHz	100.000 kHz	848.31159 MHz	14.02 dBm	-20.98 dB
849.000 MHz	850.000 MHz	15.000 kHz	849.00025 MHz	-14.12 dBm	-1.12 dB
850.000 MHz	855.000 MHz	100.000 kHz	850.11369 MHz	-32.52 dBm	-19.52 dB

Date: 27.JUN.2017 15:35:14

CDMA BC1 (1xRTT)

Lowest Band Edge

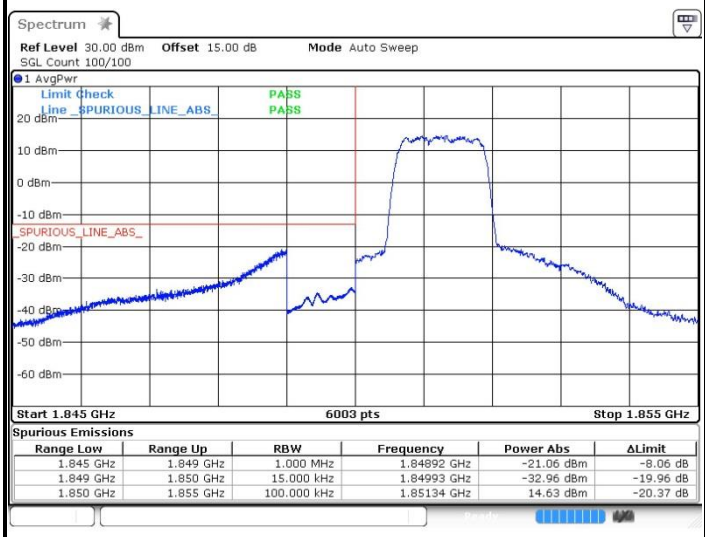

Spurious Emissions

Range Low	Range Up	RBW	Frequency	Power Abs	ΔLimit
1.845 GHz	1.849 GHz	1.000 MHz	1.84892 GHz	-21.06 dBm	-8.06 dB
1.849 GHz	1.850 GHz	15.000 kHz	1.84993 GHz	-32.96 dBm	-19.96 dB
1.850 GHz	1.855 GHz	100.000 kHz	1.85134 GHz	14.63 dBm	-20.37 dB

Date: 21.JUN.2017 20:39:02

Highest Band Edge

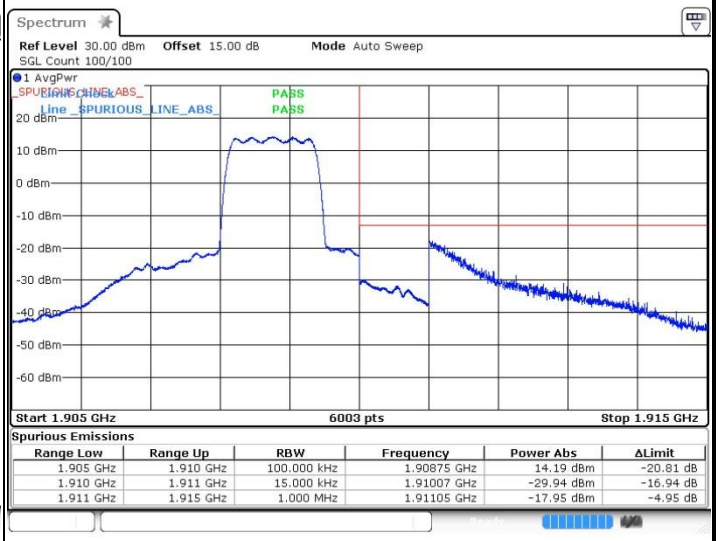

Spurious Emissions

Range Low	Range Up	RBW	Frequency	Power Abs	ΔLimit
1.905 GHz	1.910 GHz	100.000 kHz	1.90875 GHz	14.19 dBm	-20.81 dB
1.910 GHz	1.911 GHz	15.000 kHz	1.91007 GHz	-29.94 dBm	-16.94 dB
1.911 GHz	1.915 GHz	1.000 MHz	1.91105 GHz	-17.95 dBm	-4.95 dB

Date: 21.JUN.2017 20:42:55

Conducted Spurious Emission

GSM850 (GSM)

Lowest Channel

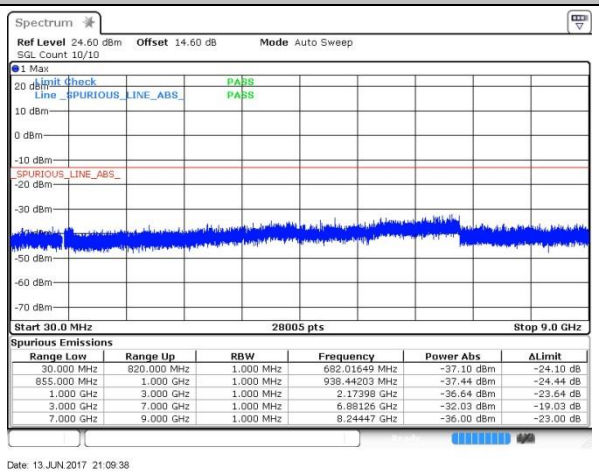

GSM850 (EDGE class 8)

Lowest Channel

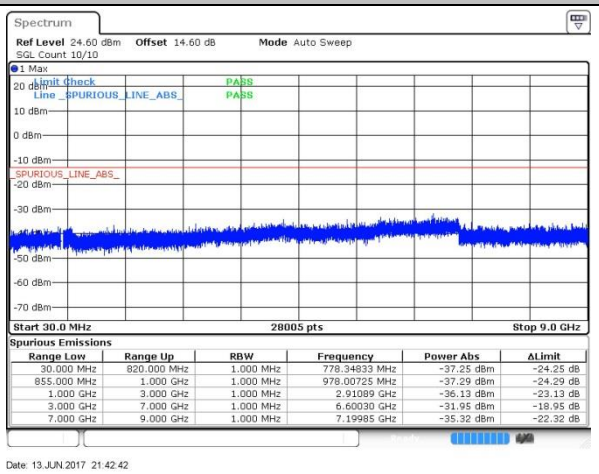

Middle Channel

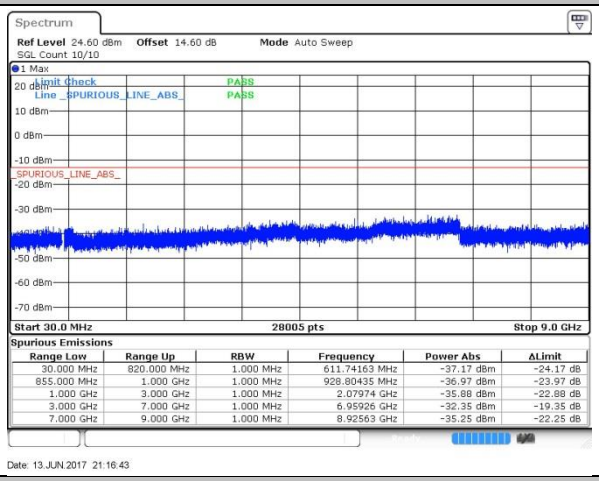

Middle Channel

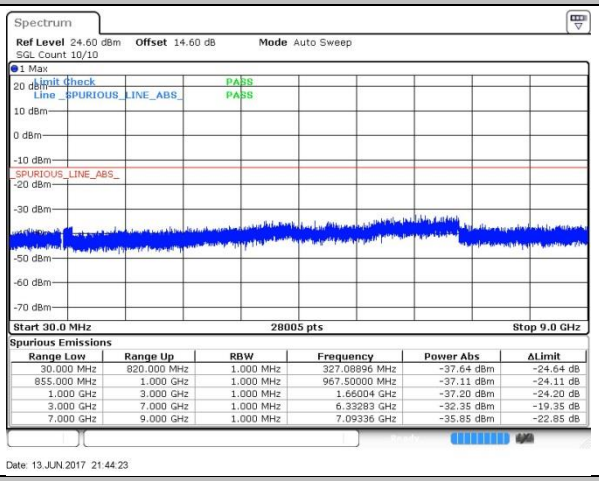

Highest Channel

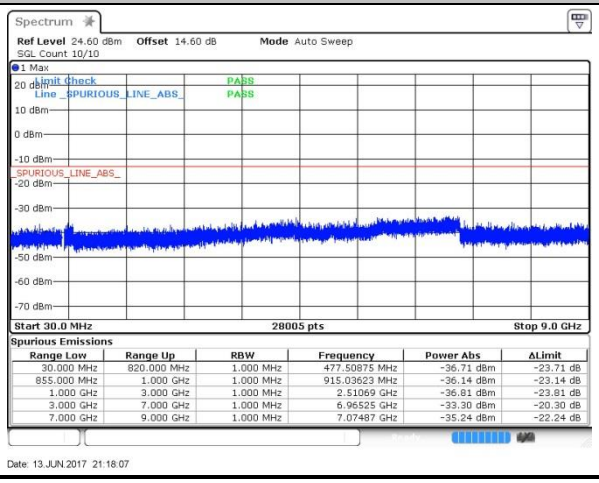

Highest Channel

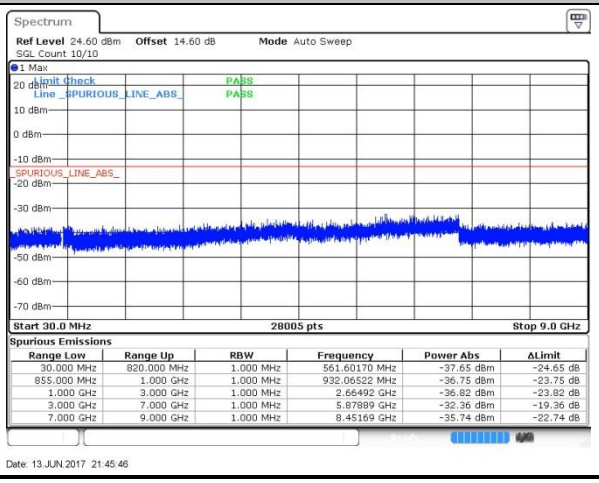

GSM1900 (GSM)

Lowest Channel

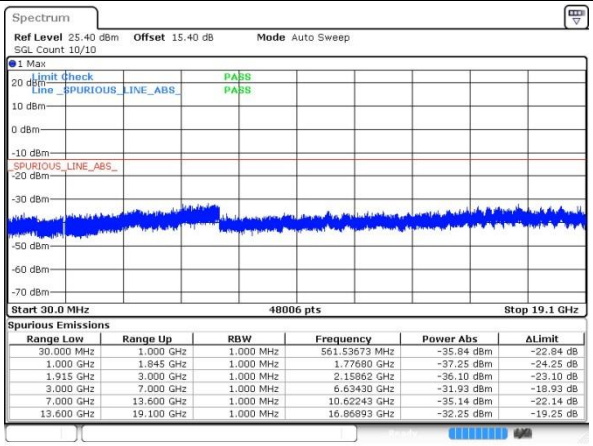

Spurious Emissions

Range Low	Range Up	RBW	Frequency	Power Abs	ΔLimit
30.000 MHz	1.000 GHz	1.000 MHz	561.53673 MHz	-35.84 dBm	-22.84 dB
1.000 GHz	1.845 GHz	1.000 MHz	1.77680 GHz	-37.25 dBm	-24.25 dB
1.915 GHz	3.000 GHz	1.000 MHz	2.15862 GHz	-36.10 dBm	-23.10 dB
3.000 GHz	7.000 GHz	1.000 MHz	6.63430 GHz	-31.93 dBm	-18.93 dB
7.000 GHz	13.600 GHz	1.000 MHz	10.62243 GHz	-35.14 dBm	-22.14 dB
13.600 GHz	19.100 GHz	1.000 MHz	16.86893 GHz	-32.25 dBm	-19.25 dB

Date: 13.JUN.2017 22:14:32

Middle Channel

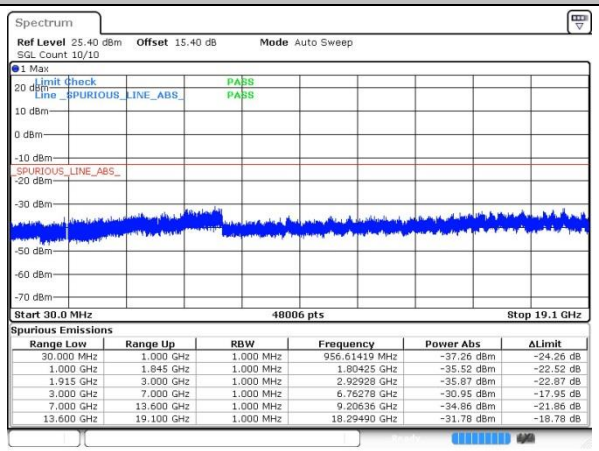

Spurious Emissions

Range Low	Range Up	RBW	Frequency	Power Abs	ΔLimit
30.000 MHz	1.000 GHz	1.000 MHz	956.61419 MHz	-37.26 dBm	-24.26 dB
1.000 GHz	1.845 GHz	1.000 MHz	1.80425 GHz	-35.52 dBm	-22.52 dB
1.915 GHz	3.000 GHz	1.000 MHz	2.92928 GHz	-35.87 dBm	-22.87 dB
3.000 GHz	7.000 GHz	1.000 MHz	6.76278 GHz	-30.95 dBm	-17.95 dB
7.000 GHz	13.600 GHz	1.000 MHz	9.20636 GHz	-34.86 dBm	-21.86 dB
13.600 GHz	19.100 GHz	1.000 MHz	18.29490 GHz	-31.78 dBm	-18.78 dB

Date: 13.JUN.2017 22:15:53

Highest Channel

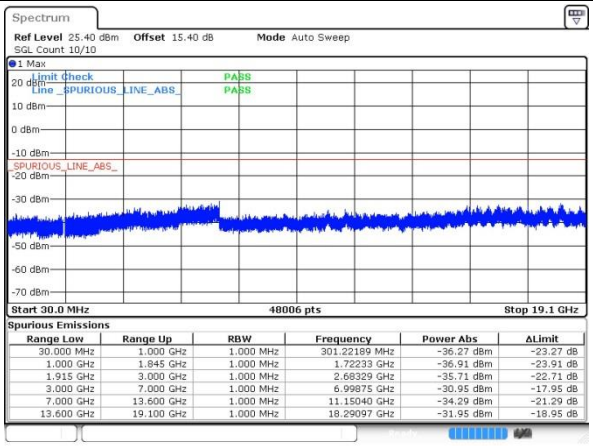

Spurious Emissions

Range Low	Range Up	RBW	Frequency	Power Abs	ΔLimit
30.000 MHz	1.000 GHz	1.000 MHz	301.22189 MHz	-36.27 dBm	-23.27 dB
1.000 GHz	1.845 GHz	1.000 MHz	1.72233 GHz	-36.91 dBm	-23.91 dB
1.915 GHz	3.000 GHz	1.000 MHz	2.68329 GHz	-35.71 dBm	-22.71 dB
3.000 GHz	7.000 GHz	1.000 MHz	6.99875 GHz	-30.95 dBm	-17.95 dB
7.000 GHz	13.600 GHz	1.000 MHz	11.15040 GHz	-34.29 dBm	-21.29 dB
13.600 GHz	19.100 GHz	1.000 MHz	18.29097 GHz	-31.95 dBm	-18.95 dB

Date: 13.JUN.2017 22:17:16

GSM1900 (EDGE class 8)

Lowest Channel

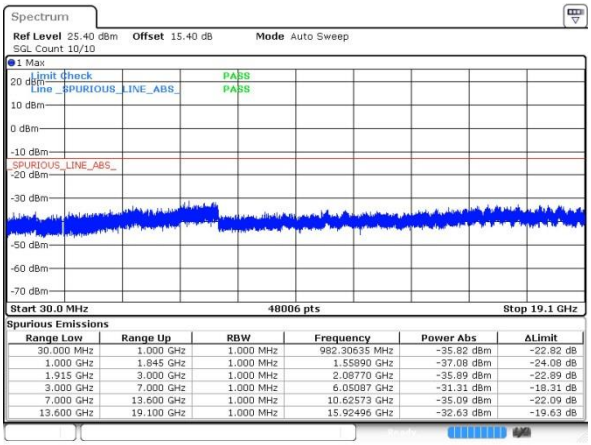

Spurious Emissions

Range Low	Range Up	RBW	Frequency	Power Abs	ΔLimit
30.000 MHz	1.000 GHz	1.000 MHz	982.30635 MHz	-35.82 dBm	-22.82 dB
1.000 GHz	1.845 GHz	1.000 MHz	1.55890 GHz	-37.08 dBm	-24.08 dB
1.915 GHz	3.000 GHz	1.000 MHz	2.08770 GHz	-35.89 dBm	-22.89 dB
3.000 GHz	7.000 GHz	1.000 MHz	6.05087 GHz	-31.31 dBm	-18.31 dB
7.000 GHz	13.600 GHz	1.000 MHz	10.62573 GHz	-35.09 dBm	-22.09 dB
13.600 GHz	19.100 GHz	1.000 MHz	15.92496 GHz	-32.63 dBm	-19.63 dB

Date: 13.JUN.2017 22:33:37

Middle Channel

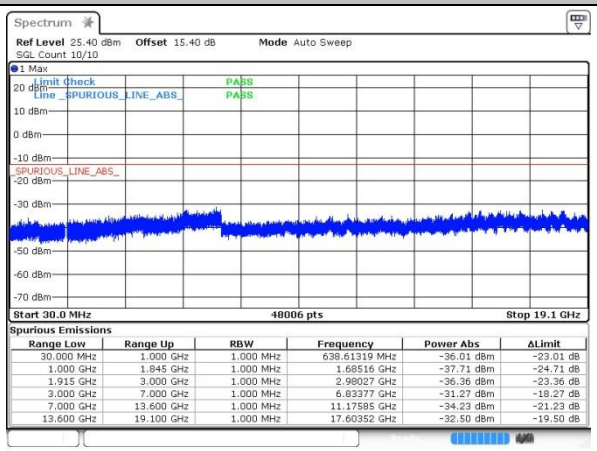

Spurious Emissions

Range Low	Range Up	RBW	Frequency	Power Abs	ΔLimit
30.000 MHz	1.000 GHz	1.000 MHz	638.61319 MHz	-36.01 dBm	-23.01 dB
1.000 GHz	1.845 GHz	1.000 MHz	1.68516 GHz	-37.71 dBm	-24.71 dB
1.915 GHz	3.000 GHz	1.000 MHz	2.98027 GHz	-36.36 dBm	-23.36 dB
3.000 GHz	7.000 GHz	1.000 MHz	6.83377 GHz	-31.27 dBm	-18.27 dB
7.000 GHz	13.600 GHz	1.000 MHz	11.17585 GHz	-34.23 dBm	-21.23 dB
13.600 GHz	19.100 GHz	1.000 MHz	17.60352 GHz	-32.50 dBm	-19.50 dB

Date: 13.JUN.2017 22:35:00

Highest Channel

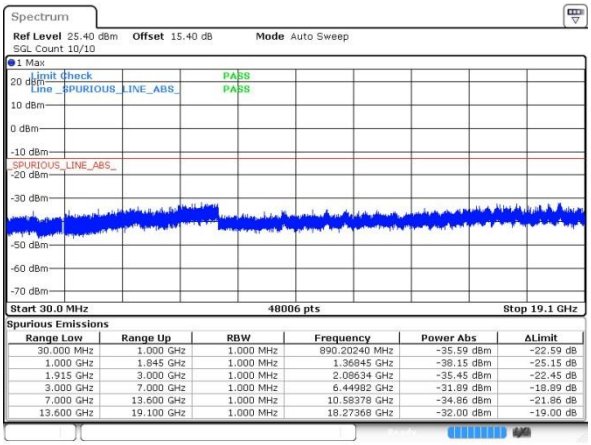

Spurious Emissions

Range Low	Range Up	RBW	Frequency	Power Abs	ΔLimit
30.000 MHz	1.000 GHz	1.000 MHz	890.20240 MHz	-35.59 dBm	-22.59 dB
1.000 GHz	1.845 GHz	1.000 MHz	1.36845 GHz	-38.15 dBm	-25.15 dB
1.915 GHz	3.000 GHz	1.000 MHz	2.08634 GHz	-35.45 dBm	-22.45 dB
3.000 GHz	7.000 GHz	1.000 MHz	6.44982 GHz	-31.89 dBm	-18.89 dB
7.000 GHz	13.600 GHz	1.000 MHz	10.58378 GHz	-34.86 dBm	-21.86 dB
13.600 GHz	19.100 GHz	1.000 MHz	18.27368 GHz	-32.00 dBm	-19.00 dB

Date: 13.JUN.2017 22:37:10

WCDMA Band V (RMC 12.2Kbps)

Lowest Channel

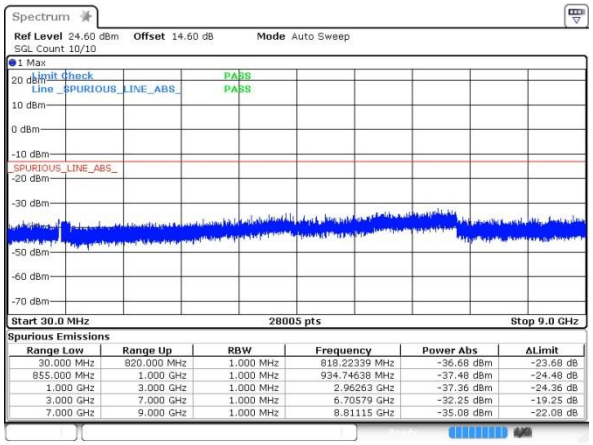

Spurious Emissions

Range Low	Range Up	RBW	Frequency	Power Abs	ΔLimit
30.000 MHz	820.000 MHz	1.000 MHz	818.22339 MHz	-36.68 dBm	-23.68 dB
855.000 MHz	1.000 GHz	1.000 MHz	934.74638 MHz	-37.48 dBm	-24.48 dB
1.000 GHz	3.000 GHz	1.000 MHz	2.96263 GHz	-37.36 dBm	-24.36 dB
3.000 GHz	7.000 GHz	1.000 MHz	6.70579 GHz	-32.25 dBm	-19.25 dB
7.000 GHz	9.000 GHz	1.000 MHz	8.81115 GHz	-35.08 dBm	-22.08 dB

Date: 13.JUN.2017 23:34:22

Middle Channel

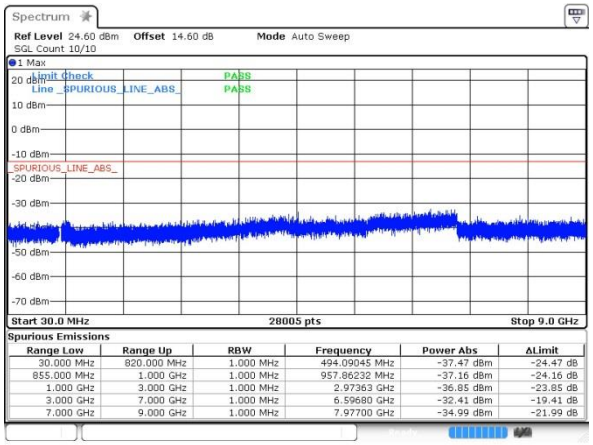

Spurious Emissions

Range Low	Range Up	RBW	Frequency	Power Abs	ΔLimit
30.000 MHz	820.000 MHz	1.000 MHz	494.09045 MHz	-37.47 dBm	-24.47 dB
855.000 MHz	1.000 GHz	1.000 MHz	957.86232 MHz	-37.16 dBm	-24.16 dB
1.000 GHz	3.000 GHz	1.000 MHz	2.97363 GHz	-36.85 dBm	-23.85 dB
3.000 GHz	7.000 GHz	1.000 MHz	6.59680 GHz	-32.41 dBm	-19.41 dB
7.000 GHz	9.000 GHz	1.000 MHz	7.97700 GHz	-34.99 dBm	-21.99 dB

Date: 13.JUN.2017 23:35:44

Highest Channel

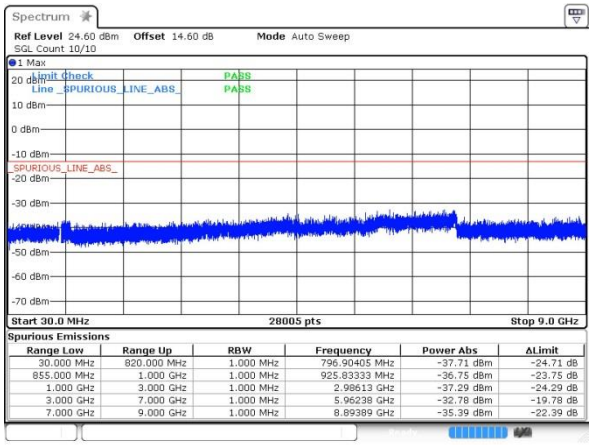

Spurious Emissions

Range Low	Range Up	RBW	Frequency	Power Abs	ΔLimit
30.000 MHz	820.000 MHz	1.000 MHz	796.90405 MHz	-37.71 dBm	-24.71 dB
855.000 MHz	1.000 GHz	1.000 MHz	925.83333 MHz	-36.75 dBm	-23.75 dB
1.000 GHz	3.000 GHz	1.000 MHz	2.98613 GHz	-37.29 dBm	-24.29 dB
3.000 GHz	7.000 GHz	1.000 MHz	5.96238 GHz	-32.78 dBm	-19.78 dB
7.000 GHz	9.000 GHz	1.000 MHz	8.89389 GHz	-35.39 dBm	-22.39 dB

Date: 13.JUN.2017 23:37:07

WCDMA Band II (RMC 12.2Kbps)

Lowest Channel

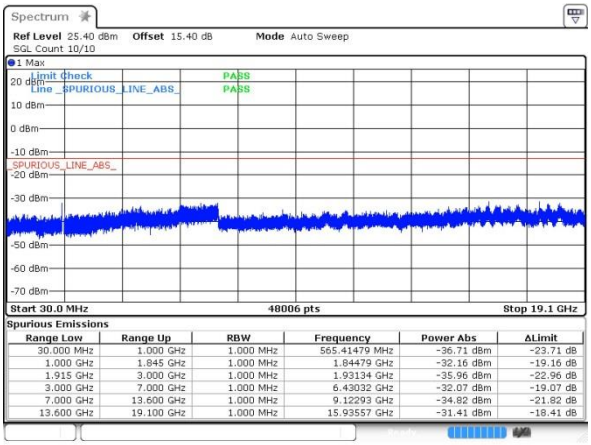

Spurious Emissions

Range Low	Range Up	RBW	Frequency	Power Abs	ΔLimit
30.000 MHz	1.000 GHz	1.000 MHz	565.41479 MHz	-36.71 dBm	-23.71 dB
1.000 GHz	1.845 GHz	1.000 MHz	1.84479 GHz	-32.16 dBm	-19.16 dB
1.915 GHz	3.000 GHz	1.000 MHz	1.93134 GHz	-35.96 dBm	-22.96 dB
3.000 GHz	7.000 GHz	1.000 MHz	6.43032 GHz	-32.07 dBm	-19.07 dB
7.000 GHz	13.600 GHz	1.000 MHz	9.12293 GHz	-34.82 dBm	-21.82 dB
13.600 GHz	19.100 GHz	1.000 MHz	15.93557 GHz	-31.41 dBm	-18.41 dB

Date: 13.JUN.2017 23:12:49

Middle Channel

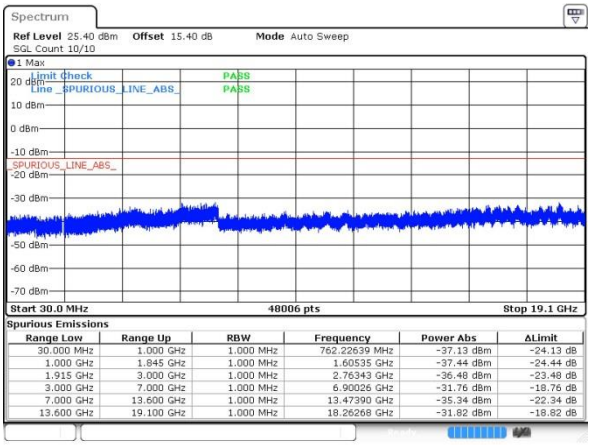

Spurious Emissions

Range Low	Range Up	RBW	Frequency	Power Abs	ΔLimit
30.000 MHz	1.000 GHz	1.000 MHz	762.22639 MHz	-37.13 dBm	-24.13 dB
1.000 GHz	1.845 GHz	1.000 MHz	1.60535 GHz	-37.44 dBm	-24.44 dB
1.915 GHz	3.000 GHz	1.000 MHz	2.76343 GHz	-36.48 dBm	-23.48 dB
3.000 GHz	7.000 GHz	1.000 MHz	6.90026 GHz	-31.76 dBm	-18.76 dB
7.000 GHz	13.600 GHz	1.000 MHz	13.47390 GHz	-35.34 dBm	-22.34 dB
13.600 GHz	19.100 GHz	1.000 MHz	18.26268 GHz	-31.82 dBm	-18.82 dB

Date: 13.JUN.2017 23:14:08

Highest Channel

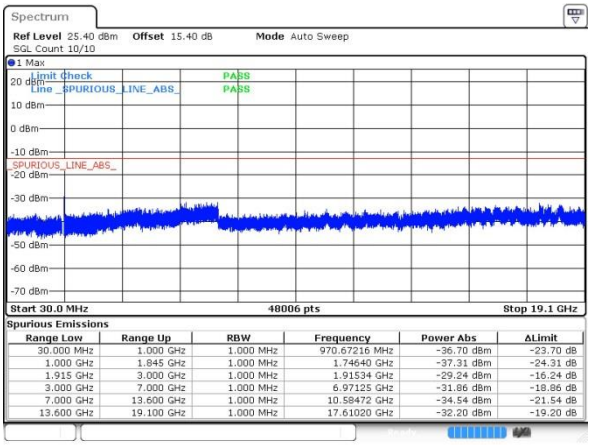

Spurious Emissions

Range Low	Range Up	RBW	Frequency	Power Abs	ΔLimit
30.000 MHz	1.000 GHz	1.000 MHz	970.67216 MHz	-36.70 dBm	-23.70 dB
1.000 GHz	1.845 GHz	1.000 MHz	1.74640 GHz	-37.31 dBm	-24.31 dB
1.915 GHz	3.000 GHz	1.000 MHz	1.91534 GHz	-29.24 dBm	-16.24 dB
3.000 GHz	7.000 GHz	1.000 MHz	6.97125 GHz	-31.86 dBm	-18.86 dB
7.000 GHz	13.600 GHz	1.000 MHz	10.58472 GHz	-34.54 dBm	-21.54 dB
13.600 GHz	19.100 GHz	1.000 MHz	17.61020 GHz	-32.20 dBm	-19.20 dB

Date: 13.JUN.2017 23:15:31

WCDMA Band IV (RMC 12.2Kbps)

Lowest Channel

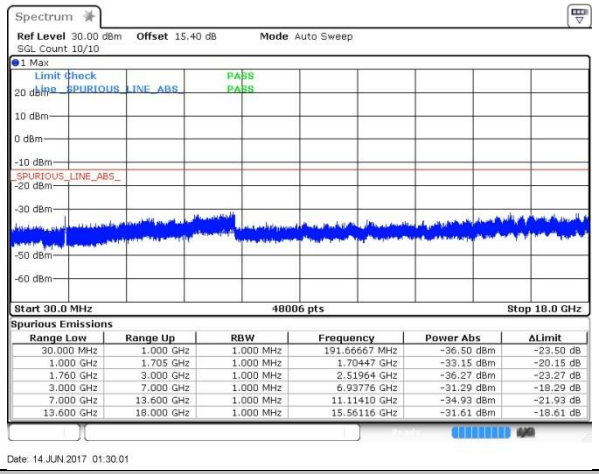

Range Low	Range Up	RBW	Frequency	Power Abs	ΔLimit
30.000 MHz	1.000 GHz	1.000 MHz	191.66667 MHz	-36.50 dBm	-23.50 dB
1.000 GHz	1.705 GHz	1.000 MHz	1.70447 GHz	-33.15 dBm	-20.15 dB
1.760 GHz	3.000 GHz	1.000 MHz	2.51964 GHz	-36.27 dBm	-23.27 dB
3.000 GHz	7.000 GHz	1.000 MHz	6.93776 GHz	-31.29 dBm	-18.29 dB
7.000 GHz	13.600 GHz	1.000 MHz	11.11410 GHz	-34.93 dBm	-21.93 dB
13.600 GHz	18.000 GHz	1.000 MHz	15.56116 GHz	-31.61 dBm	-18.61 dB

Middle Channel

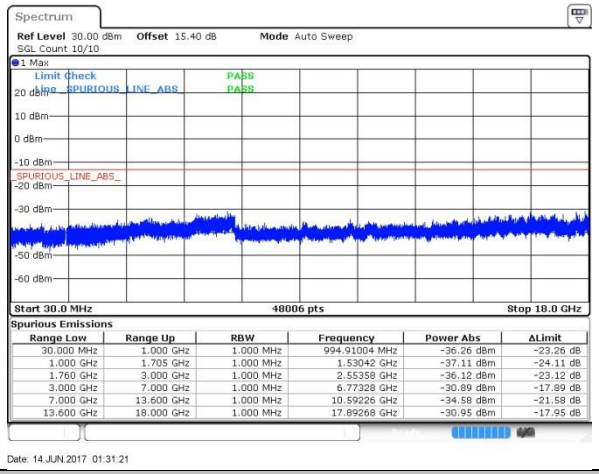

Range Low	Range Up	RBW	Frequency	Power Abs	ΔLimit
30.000 MHz	1.000 GHz	1.000 MHz	994.91004 MHz	-36.26 dBm	-23.26 dB
1.000 GHz	1.705 GHz	1.000 MHz	1.53042 GHz	-37.11 dBm	-24.11 dB
1.760 GHz	3.000 GHz	1.000 MHz	2.55358 GHz	-36.12 dBm	-23.12 dB
3.000 GHz	7.000 GHz	1.000 MHz	6.77328 GHz	-30.89 dBm	-17.89 dB
7.000 GHz	13.600 GHz	1.000 MHz	10.59226 GHz	-34.58 dBm	-21.58 dB
13.600 GHz	18.000 GHz	1.000 MHz	17.89268 GHz	-30.95 dBm	-17.95 dB

Highest Channel

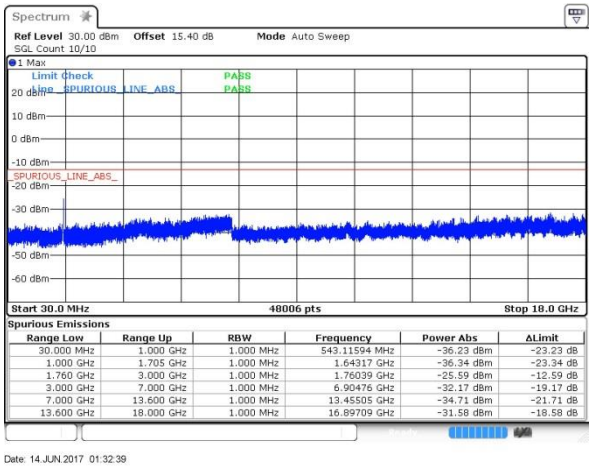

Range Low	Range Up	RBW	Frequency	Power Abs	ΔLimit
30.000 MHz	1.000 GHz	1.000 MHz	543.11594 MHz	-36.23 dBm	-23.23 dB
1.000 GHz	1.705 GHz	1.000 MHz	1.64317 GHz	-36.34 dBm	-23.34 dB
1.760 GHz	3.000 GHz	1.000 MHz	1.76039 GHz	-25.59 dBm	-12.59 dB
3.000 GHz	7.000 GHz	1.000 MHz	6.90476 GHz	-32.17 dBm	-19.17 dB
7.000 GHz	13.600 GHz	1.000 MHz	13.45505 GHz	-34.71 dBm	-21.71 dB
13.600 GHz	18.000 GHz	1.000 MHz	16.89709 GHz	-31.58 dBm	-18.58 dB

CDMA BC0 (1xRTT)

Lowest Channel

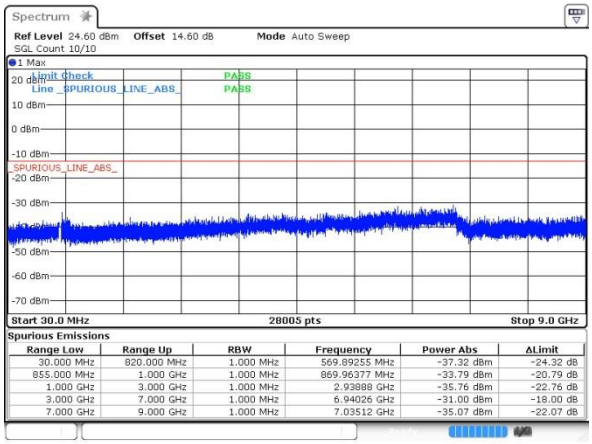

Spurious Emissions

Range Low	Range Up	RBW	Frequency	Power Abs	ΔLimit
30.000 MHz	820.000 MHz	1.000 MHz	569.89255 MHz	-37.32 dBm	-24.32 dB
855.000 MHz	1.000 GHz	1.000 MHz	869.96377 MHz	-33.79 dBm	-20.79 dB
1.000 GHz	3.000 GHz	1.000 MHz	2.93888 GHz	-35.76 dBm	-22.76 dB
3.000 GHz	7.000 GHz	1.000 MHz	6.94026 GHz	-31.00 dBm	-18.00 dB
7.000 GHz	9.000 GHz	1.000 MHz	7.03512 GHz	-35.07 dBm	-22.07 dB

Date: 27.JUN.2017 15:42:18

Lowest Channel

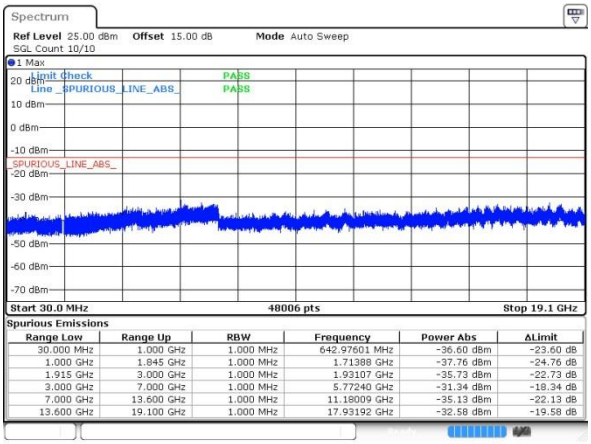

Spurious Emissions

Range Low	Range Up	RBW	Frequency	Power Abs	ΔLimit
30.000 MHz	1.000 GHz	1.000 MHz	642.97601 MHz	-36.60 dBm	-23.60 dB
1.000 GHz	1.845 GHz	1.000 MHz	1.71388 GHz	-37.76 dBm	-24.76 dB
1.915 GHz	3.000 GHz	1.000 MHz	1.93107 GHz	-35.73 dBm	-22.73 dB
3.000 GHz	7.000 GHz	1.000 MHz	5.77240 GHz	-31.34 dBm	-18.34 dB
7.000 GHz	13.600 GHz	1.000 MHz	11.18009 GHz	-35.13 dBm	-22.13 dB
13.600 GHz	19.100 GHz	1.000 MHz	17.93192 GHz	-32.58 dBm	-19.58 dB

Date: 21.JUN.2017 20:45:05

Middle Channel

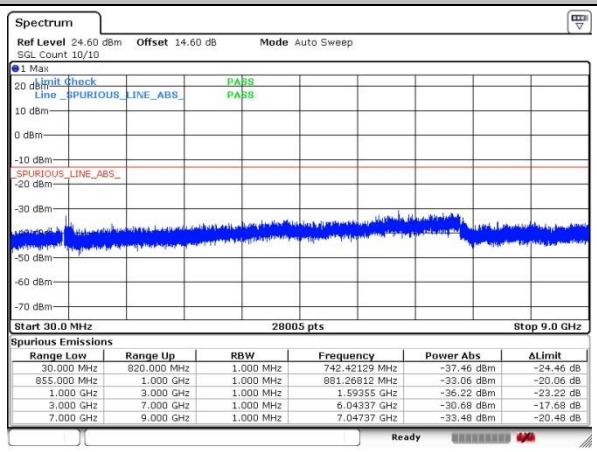

Spurious Emissions

Range Low	Range Up	RBW	Frequency	Power Abs	ΔLimit
30.000 MHz	820.000 MHz	1.000 MHz	742.42129 MHz	-37.46 dBm	-24.46 dB
855.000 MHz	1.000 GHz	1.000 MHz	881.26812 MHz	-33.06 dBm	-20.06 dB
1.000 GHz	3.000 GHz	1.000 MHz	1.59355 GHz	-36.22 dBm	-23.22 dB
3.000 GHz	7.000 GHz	1.000 MHz	6.04337 GHz	-30.68 dBm	-17.68 dB
7.000 GHz	9.000 GHz	1.000 MHz	7.04737 GHz	-33.48 dBm	-20.48 dB

Date: 27.JUN.2017 15:43:01

Middle Channel

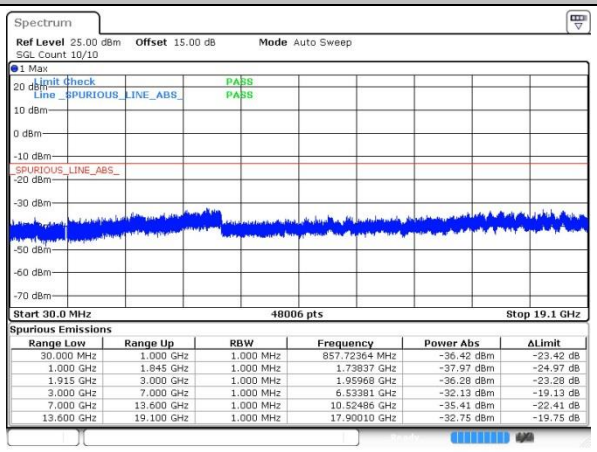

Spurious Emissions

Range Low	Range Up	RBW	Frequency	Power Abs	ΔLimit
30.000 MHz	1.000 GHz	1.000 MHz	857.72364 MHz	-36.42 dBm	-23.42 dB
1.000 GHz	1.845 GHz	1.000 MHz	1.73837 GHz	-37.97 dBm	-24.97 dB
1.915 GHz	3.000 GHz	1.000 MHz	1.95968 GHz	-36.28 dBm	-23.28 dB
3.000 GHz	7.000 GHz	1.000 MHz	6.53381 GHz	-32.13 dBm	-19.13 dB
7.000 GHz	13.600 GHz	1.000 MHz	10.52486 GHz	-35.41 dBm	-22.41 dB
13.600 GHz	19.100 GHz	1.000 MHz	17.90010 GHz	-32.75 dBm	-19.75 dB

Date: 21.JUN.2017 20:46:25

Highest Channel

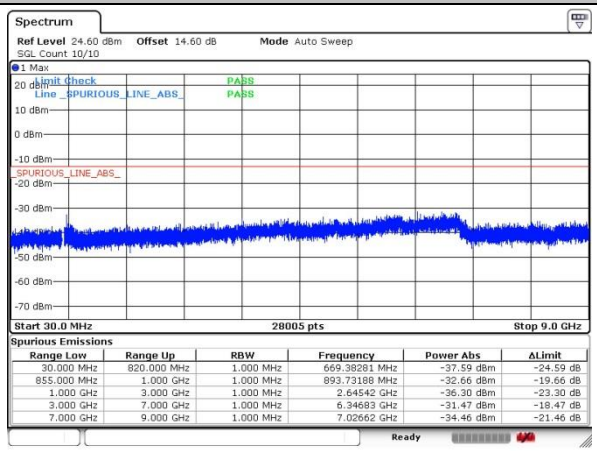

Spurious Emissions

Range Low	Range Up	RBW	Frequency	Power Abs	ΔLimit
30.000 MHz	820.000 MHz	1.000 MHz	669.38281 MHz	-37.59 dBm	-24.59 dB
855.000 MHz	1.000 GHz	1.000 MHz	893.73188 MHz	-32.66 dBm	-19.66 dB
1.000 GHz	3.000 GHz	1.000 MHz	2.64542 GHz	-36.30 dBm	-23.30 dB
3.000 GHz	7.000 GHz	1.000 MHz	6.34683 GHz	-31.47 dBm	-18.47 dB
7.000 GHz	9.000 GHz	1.000 MHz	7.02662 GHz	-34.46 dBm	-21.46 dB

Date: 27.JUN.2017 15:43:28

Highest Channel

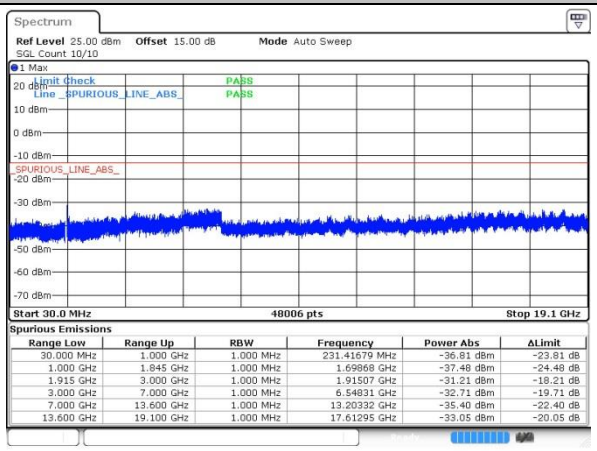

Spurious Emissions

Range Low	Range Up	RBW	Frequency	Power Abs	ΔLimit
30.000 MHz	1.000 GHz	1.000 MHz	231.41679 MHz	-36.81 dBm	-23.81 dB
1.000 GHz	1.845 GHz	1.000 MHz	1.69868 GHz	-37.48 dBm	-24.48 dB
1.915 GHz	3.000 GHz	1.000 MHz	1.91507 GHz	-31.21 dBm	-18.21 dB
3.000 GHz	7.000 GHz	1.000 MHz	6.54831 GHz	-32.71 dBm	-19.71 dB
7.000 GHz	13.600 GHz	1.000 MHz	13.20332 GHz	-35.40 dBm	-22.40 dB
13.600 GHz	19.100 GHz	1.000 MHz	17.61295 GHz	-33.05 dBm	-20.05 dB

Date: 21.JUN.2017 20:47:46

Frequency Stability

Test Conditions	Middle Channel	GSM850 (GSM)	GSM850 (EDGE class 8)	Limit 2.5ppm
Temperature (°C)	Voltage (Volt)	Deviation (ppm)		Result
50	Normal Voltage	0.0036	0.0287	PASS
40	Normal Voltage	0.0024	0.0024	
30	Normal Voltage	0.0084	0.0359	
20(Ref.)	Normal Voltage	0.0000	0.0000	
10	Normal Voltage	0.0048	0.0191	
0	Normal Voltage	0.0048	0.0263	
-10	Normal Voltage	0.0072	0.0347	
-20	Normal Voltage	0.0012	0.0395	
-30	Normal Voltage	0.0036	0.0323	
20	Maximum Voltage	0.0000	0.0347	
20	Normal Voltage	0.0096	0.0311	
20	Battery End Point	0.0072	0.0215	

Note: Normal Voltage = 3.8V. ；Battery End Point (BEP) =3.6V.；Maximum Voltage =4.2 V

Test Conditions	Middle Channel	GSM1900 (GSM)	GSM1900 (EDGE class 8)	Limit Note 2.
Temperature (°C)	Voltage (Volt)	Deviation (ppm)		Result
50	Normal Voltage	0.0043	0.0181	PASS
40	Normal Voltage	0.0005	0.0191	
30	Normal Voltage	0.0191	0.0053	
20(Ref.)	Normal Voltage	0.0000	0.0000	
10	Normal Voltage	0.0027	0.0165	
0	Normal Voltage	0.0016	0.0027	
-10	Normal Voltage	0.0154	0.0197	
-20	Normal Voltage	0.0000	0.0021	
-30	Normal Voltage	0.0149	0.0218	
20	Maximum Voltage	0.0138	0.0181	
20	Normal Voltage	0.0128	0.0122	
20	Battery End Point	0.0048	0.0186	

Note:

1. Normal Voltage = 3.8V. ；Battery End Point (BEP) =3.6V.；Maximum Voltage =4.2 V
2. The frequency fundamental emissions stay within the authorized frequency block based on the frequency deviation measured is small.

Test Conditions	Middle Channel	WCDMA Band V (RMC 12.2Kbps)	Limit 2.5ppm
Temperature (°C)	Voltage (Volt)	Deviation (ppm)	Result
50	Normal Voltage	0.0012	PASS
40	Normal Voltage	0.0191	
30	Normal Voltage	0.0179	
20(Ref.)	Normal Voltage	0.0000	
10	Normal Voltage	0.0060	
0	Normal Voltage	0.0239	
-10	Normal Voltage	0.0215	
-20	Normal Voltage	0.0036	
-30	Normal Voltage	0.0155	
20	Maximum Voltage	0.0048	
20	Normal Voltage	0.0203	
20	Battery End Point	0.0143	

Note: Normal Voltage = 3.8V. ；Battery End Point (BEP) =3.6V.；Maximum Voltage =4.2 V

Test Conditions	Middle Channel	WCDMA Band II (RMC 12.2Kbps)	Limit Note 2.
Temperature (°C)	Voltage (Volt)	Deviation (ppm)	Result
50	Normal Voltage	0.0048	PASS
40	Normal Voltage	0.0037	
30	Normal Voltage	0.0032	
20(Ref.)	Normal Voltage	0.0000	
10	Normal Voltage	0.0011	
0	Normal Voltage	0.0043	
-10	Normal Voltage	0.0021	
-20	Normal Voltage	0.0064	
-30	Normal Voltage	0.0027	
20	Maximum Voltage	0.0053	
20	Normal Voltage	0.0032	
20	Battery End Point	0.0016	

Note:

1. Normal Voltage = 3.8V. ；Battery End Point (BEP) =3.6V.；Maximum Voltage =4.2V
2. The frequency fundamental emissions stay within the authorized frequency block based on the frequency deviation measured is small.

Test Conditions	Middle Channel	WCDMA Band IV (RMC 12.2Kbps)	Limit Note 2.
Temperature (°C)	Voltage (Volt)	Deviation (ppm)	Result
50	Normal Voltage	0.0121	PASS
40	Normal Voltage	0.0139	
30	Normal Voltage	0.0023	
20(Ref.)	Normal Voltage	0.0000	
10	Normal Voltage	0.0092	
0	Normal Voltage	0.0063	
-10	Normal Voltage	0.0029	
-20	Normal Voltage	0.0052	
-30	Normal Voltage	0.0017	
20	Maximum Voltage	0.0087	
20	Normal Voltage	0.0012	
20	Battery End Point	0.0081	

Note:

1. Normal Voltage = 3.8V. ；Battery End Point (BEP) =3.6V.；Maximum Voltage =4.2V
2. The frequency fundamental emissions stay within the authorized frequency block based on the frequency deviation measured is small.

Test Conditions	Middle Channel	CDMA BC0 (1xRTT)	Limit 2.5ppm
Temperature (°C)	Voltage (Volt)	Deviation (ppm)	Result
50	Normal Voltage	0.0036	PASS
40	Normal Voltage	0.0012	
30	Normal Voltage	0.0108	
20(Ref.)	Normal Voltage	0.0000	
10	Normal Voltage	0.0012	
0	Normal Voltage	0.0060	
-10	Normal Voltage	0.0191	
-20	Normal Voltage	0.0227	
-30	Normal Voltage	0.0275	
20	Maximum Voltage	0.0072	
20	Normal Voltage	0.0120	
20	Battery End Point	0.0024	

Note: Normal Voltage = 3.8V. ；Battery End Point (BEP) =3.6V.；Maximum Voltage =4.2 V

Test Conditions	Middle Channel	CDMA BC1 (1xRTT)	Limit Note 2.
Temperature (°C)	Voltage (Volt)	Deviation (ppm)	Result
50	Normal Voltage	0.0176	PASS
40	Normal Voltage	0.0191	
30	Normal Voltage	0.0197	
20(Ref.)	Normal Voltage	0.0000	
10	Normal Voltage	0.0037	
0	Normal Voltage	0.0149	
-10	Normal Voltage	0.0138	
-20	Normal Voltage	0.0213	
-30	Normal Voltage	0.0128	
20	Maximum Voltage	0.0011	
20	Normal Voltage	0.0154	
20	Battery End Point	0.0181	

Note:

1. Normal Voltage = 3.8V. ；Battery End Point (BEP) = 3.6V.；Maximum Voltage =4.2V
2. The frequency fundamental emissions stay within the authorized frequency block based on the frequency deviation measured is small.

Appendix B. Test Results of Radiated Test

Radiated Spurious Emission

GSM850 (GSM)									
Channel	Frequency (MHz)	ERP (dBm)	Limit (dBm)	Over Limit (dB)	SPA Reading (dBm)	S.G. Power (dBm)	TX Cable loss (dB)	TX Antenna Gain (dBi)	Polarization (H/V)
Middle	1672	-36.02	-13	-23.02	-37.26	-37.88	1.19	5.20	H
	2508	-41.47	-13	-28.47	-47.41	-43.69	1.53	5.90	H
	3345	-68.33	-13	-55.33	-72.28	-71.12	1.76	6.70	H
	1672	-37.31	-13	-24.31	-38.21	-39.17	1.19	5.20	V
	2508	-44.28	-13	-31.28	-49.08	-46.50	1.53	5.90	V
	3345	-68.99	-13	-55.99	-72.31	-71.78	1.76	6.70	V

Remark: Spurious emissions within 30-1000MHz were found more than 20dB below limit line.

GSM850 (EDGE class 8)									
Channel	Frequency (MHz)	ERP (dBm)	Limit (dBm)	Over Limit (dB)	SPA Reading (dBm)	S.G. Power (dBm)	TX Cable loss (dB)	TX Antenna Gain (dBi)	Polarization (H/V)
Middle	1672	-45.48	-13	-32.48	-45.97	-47.34	1.19	5.20	H
	2508	-57.09	-13	-44.09	-60.08	-59.31	1.53	5.90	H
	3345	-68.32	-13	-55.32	-72.27	-71.11	1.76	6.70	H
	1672	-48.41	-13	-35.41	-48.16	-50.27	1.19	5.20	V
	2508	-60.43	-13	-47.43	-62.41	-62.65	1.53	5.90	V
	3345	-68.54	-13	-55.54	-71.86	-71.33	1.76	6.70	V

Remark: Spurious emissions within 30-1000MHz were found more than 20dB below limit line.

GSM1900 (GSM)									
Channel	Frequency (MHz)	EIRP (dBm)	Limit (dBm)	Over Limit (dB)	SPA Reading (dBm)	S.G. Power (dBm)	TX Cable loss (dB)	TX Antenna Gain (dBi)	Polarization (H/V)
Middle	3759	-61.89	-13	-48.89	-65.40	-66.88	1.88	6.87	H
	5640	-64.71	-13	-51.71	-72.90	-72.01	2.38	9.68	H
	7521	-62.54	-13	-49.54	-74.57	-71.61	2.74	11.81	H
	3759	-60.12	-13	-47.12	-63.91	-65.11	1.88	6.87	V
	5640	-64.57	-13	-51.57	-73.14	-71.87	2.38	9.68	V
	7521	-63.77	-13	-50.77	-74.48	-72.84	2.74	11.81	V

Remark: Spurious emissions within 30-1000MHz were found more than 20dB below limit line.

GSM1900 (EDGE class 8)									
Channel	Frequency (MHz)	EIRP (dBm)	Limit (dBm)	Over Limit (dB)	SPA Reading (dBm)	S.G. Power (dBm)	TX Cable loss (dB)	TX Antenna Gain (dBi)	Polarization (H/V)
Middle	3759	-65.88	-13	-52.88	-69.39	-70.87	1.88	6.87	H
	5640	-64.39	-13	-51.39	-72.58	-71.69	2.38	9.68	H
	7521	-62.73	-13	-49.73	-74.76	-71.80	2.74	11.81	H
	3759	-66.56	-13	-53.56	-70.35	-71.55	1.88	6.87	V
	5640	-63.72	-13	-50.72	-72.29	-71.02	2.38	9.68	V
	7521	-64.66	-13	-51.66	-75.37	-73.73	2.74	11.81	V

Remark: Spurious emissions within 30-1000MHz were found more than 20dB below limit line.

WCDMA Band V(RMC 12.2Kbps)									
Channel	Frequency (MHz)	ERP (dBm)	Limit (dBm)	Over Limit (dB)	SPA Reading (dBm)	S.G. Power (dBm)	TX Cable loss (dB)	TX Antenna Gain (dBi)	Polarization (H/V)
Middle	1674	-63.74	-13	-50.74	-62.37	-65.60	1.19	5.20	H
	2509	-65.52	-13	-52.52	-68.51	-67.74	1.53	5.90	H
	3345	-66.96	-13	-53.96	-70.91	-69.75	1.76	6.70	H
	1674	-64.88	-13	-51.88	-62.84	-66.74	1.19	5.20	V
	2508	-67.19	-13	-54.19	-69.17	-69.41	1.53	5.90	V
	3345	-68.60	-13	-55.60	-71.92	-71.39	1.76	6.70	V

Remark: Spurious emissions within 30-1000MHz were found more than 20dB below limit line.

WCDMA Band II(RMC 12.2Kbps)									
Channel	Frequency (MHz)	EIRP (dBm)	Limit (dBm)	Over Limit (dB)	SPA Reading (dBm)	S.G. Power (dBm)	TX Cable loss (dB)	TX Antenna Gain (dBi)	Polarization (H/V)
Middle	3759	-66.84	-13	-53.84	-70.35	-71.83	1.88	6.87	H
	5640	-64.79	-13	-51.79	-72.98	-72.09	2.38	9.68	H
	7521	-63.38	-13	-50.38	-75.41	-72.45	2.74	11.81	H
	3759	-67.83	-13	-54.83	-71.62	-72.82	1.88	6.87	V
	5640	-64.69	-13	-51.69	-73.26	-71.99	2.38	9.68	V
	7521	-64.46	-13	-51.46	-75.17	-73.53	2.74	11.81	V

Remark: Spurious emissions within 30-1000MHz were found more than 20dB below limit line.

WCDMA Band IV(RMC 12.2Kbps)									
Channel	Frequency (MHz)	EIRP (dBm)	Limit (dBm)	Over Limit (dB)	SPA Reading (dBm)	S.G. Power (dBm)	TX Cable loss (dB)	TX Antenna Gain (dBi)	Polarization (H/V)
Middle	3462	-60.31	-13	-47.31	-67.10	-65.20	1.81	6.70	H
	5198	-59.68	-13	-46.68	-72.36	-66.58	2.23	9.13	H
	6930	-59.63	-13	-46.63	-74.81	-67.69	2.60	10.66	H
	3462	-60.02	-13	-47.02	-65.22	-64.91	1.81	6.70	V
	5198	-58.36	-13	-45.36	-71.91	-65.26	2.23	9.13	V
	6930	-59.37	-13	-46.37	-74.42	-67.43	2.6	10.66	V

Remark: Spurious emissions within 30-1000MHz were found more than 20dB below limit line.

CDMA BC0(1xRTT)									
Channel	Frequency (MHz)	ERP (dBm)	Limit (dBm)	Over Limit (dB)	SPA Reading (dBm)	S.G. Power (dBm)	TX Cable loss (dB)	TX Antenna Gain (dBi)	Polarization (H/V)
Middle	1672	-57.62	-13	-44.62	-56.25	-59.48	1.19	5.20	H
	2508	-65.27	-13	-52.27	-68.26	-67.49	1.53	5.90	H
	3345	-67.10	-13	-54.10	-71.05	-69.89	1.76	6.70	H
	1672	-59.17	-13	-46.17	-57.13	-61.03	1.19	5.20	V
	2509	-65.62	-13	-52.62	-67.6	-67.84	1.53	5.90	V
	3345	-68.34	-13	-55.34	-71.66	-71.13	1.76	6.70	V

Remark: Spurious emissions within 30-1000MHz were found more than 20dB below limit line.

CDMA BC1(1xRTT)									
Channel	Frequency (MHz)	EIRP (dBm)	Limit (dBm)	Over Limit (dB)	SPA Reading (dBm)	S.G. Power (dBm)	TX Cable loss (dB)	TX Antenna Gain (dBi)	Polarization (H/V)
Middle	3759	-67.80	-13	-54.80	-71.31	-72.79	1.88	6.87	H
	5640	-64.98	-13	-51.98	-73.17	-72.28	2.38	9.68	H
	7521	-63.36	-13	-50.36	-75.39	-72.43	2.74	11.81	H
	3759	-67.15	-13	-54.15	-70.94	-72.14	1.88	6.87	V
	5640	-64.83	-13	-51.83	-73.4	-72.13	2.38	9.68	V
	7521	-64.67	-13	-51.67	-75.38	-73.74	2.74	11.81	V

Remark: Spurious emissions within 30-1000MHz were found more than 20dB below limit line.