LTE Band 66 / 5MHz

Highest Channel / QPSK

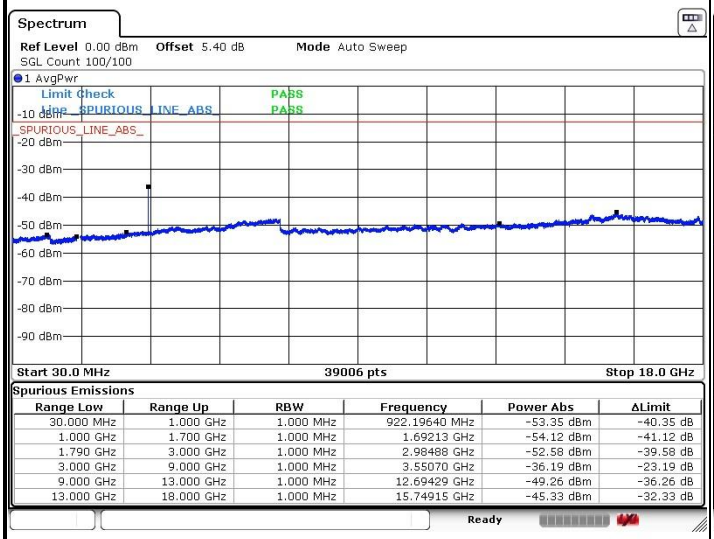

Spurious Emissions

Range Low	Range Up	RBW	Frequency	Power Abs	ΔLimit
30.000 MHz	1.000 GHz	1.000 MHz	922.19640 MHz	-53.35 dBm	-40.35 dB
1.000 GHz	1.700 GHz	1.000 MHz	1.69213 GHz	-54.12 dBm	-41.12 dB
1.790 GHz	3.000 GHz	1.000 MHz	2.98488 GHz	-52.58 dBm	-39.58 dB
3.000 GHz	9.000 GHz	1.000 MHz	3.55070 GHz	-36.19 dBm	-23.19 dB
9.000 GHz	13.000 GHz	1.000 MHz	12.69429 GHz	-49.26 dBm	-36.26 dB
13.000 GHz	18.000 GHz	1.000 MHz	15.74915 GHz	-45.33 dBm	-32.33 dB

Date: 13.JUN.2017 00:00:36

Highest Channel / 16QAM

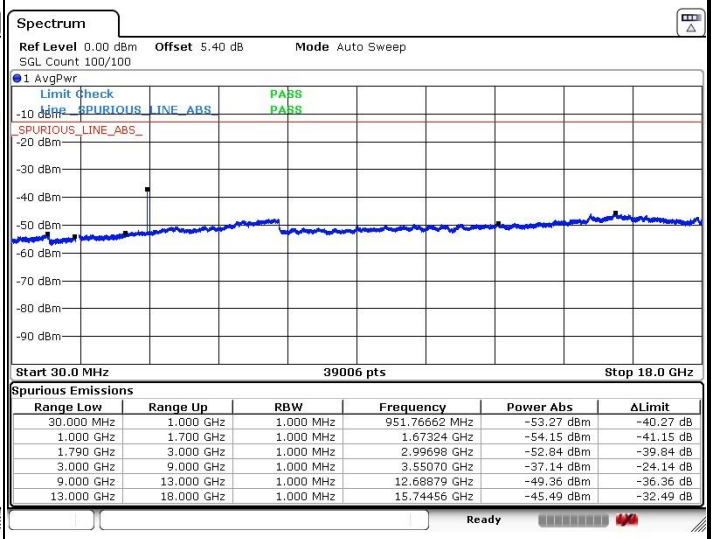

Spurious Emissions

Range Low	Range Up	RBW	Frequency	Power Abs	ΔLimit
30.000 MHz	1.000 GHz	1.000 MHz	951.76662 MHz	-53.27 dBm	-40.27 dB
1.000 GHz	1.700 GHz	1.000 MHz	1.67324 GHz	-54.15 dBm	-41.15 dB
1.790 GHz	3.000 GHz	1.000 MHz	2.99698 GHz	-52.84 dBm	-39.84 dB
3.000 GHz	9.000 GHz	1.000 MHz	3.55070 GHz	-37.14 dBm	-24.14 dB
9.000 GHz	13.000 GHz	1.000 MHz	12.68879 GHz	-49.36 dBm	-36.36 dB
13.000 GHz	18.000 GHz	1.000 MHz	15.74456 GHz	-45.49 dBm	-32.49 dB

Date: 13.JUN.2017 00:01:22

LTE Band 66 / 10MHz

Lowest Channel / QPSK

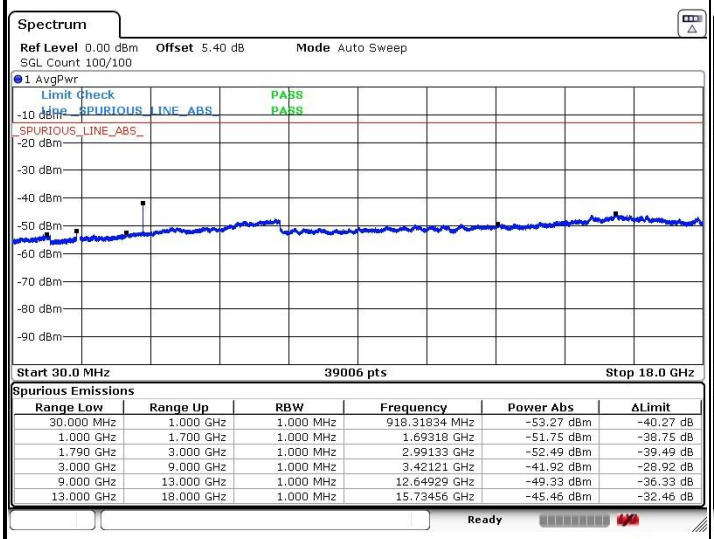

Spurious Emissions

Range Low	Range Up	RBW	Frequency	Power Abs	ΔLimit
30.000 MHz	1.000 GHz	1.000 MHz	918.31834 MHz	-53.27 dBm	-40.27 dB
1.000 GHz	1.700 GHz	1.000 MHz	1.69318 GHz	-51.75 dBm	-38.75 dB
1.790 GHz	3.000 GHz	1.000 MHz	2.99133 GHz	-52.49 dBm	-39.49 dB
3.000 GHz	9.000 GHz	1.000 MHz	3.42121 GHz	-41.92 dBm	-28.92 dB
9.000 GHz	13.000 GHz	1.000 MHz	12.64929 GHz	-49.33 dBm	-36.33 dB
13.000 GHz	18.000 GHz	1.000 MHz	15.73456 GHz	-45.46 dBm	-32.46 dB

Date: 12.JUN.2017 23:52:20

Lowest Channel / 16QAM

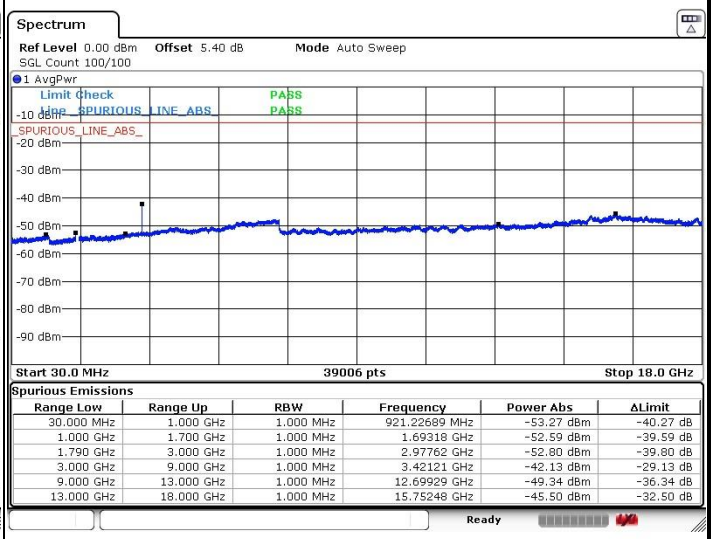

Spurious Emissions

Range Low	Range Up	RBW	Frequency	Power Abs	ΔLimit
30.000 MHz	1.000 GHz	1.000 MHz	921.22689 MHz	-53.27 dBm	-40.27 dB
1.000 GHz	1.700 GHz	1.000 MHz	1.69318 GHz	-52.59 dBm	-39.59 dB
1.790 GHz	3.000 GHz	1.000 MHz	2.97762 GHz	-52.80 dBm	-39.80 dB
3.000 GHz	9.000 GHz	1.000 MHz	3.42121 GHz	-42.13 dBm	-29.13 dB
9.000 GHz	13.000 GHz	1.000 MHz	12.69929 GHz	-49.34 dBm	-36.34 dB
13.000 GHz	18.000 GHz	1.000 MHz	15.75248 GHz	-45.50 dBm	-32.50 dB

Date: 12.JUN.2017 23:52:57

LTE Band 66 / 10MHz

Middle Channel / QPSK

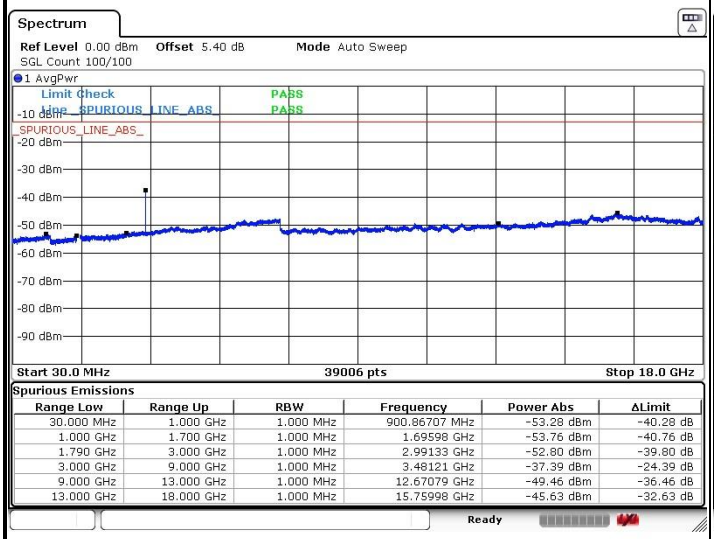

Spurious Emissions

Range Low	Range Up	RBW	Frequency	Power Abs	ΔLimit
30.000 MHz	1.000 GHz	1.000 MHz	900.86707 MHz	-53.28 dBm	-40.28 dB
1.000 GHz	1.700 GHz	1.000 MHz	1.69598 GHz	-53.76 dBm	-40.76 dB
1.790 GHz	3.000 GHz	1.000 MHz	2.99133 GHz	-52.80 dBm	-39.80 dB
3.000 GHz	9.000 GHz	1.000 MHz	3.48121 GHz	-37.39 dBm	-24.39 dB
9.000 GHz	13.000 GHz	1.000 MHz	12.67079 GHz	-49.46 dBm	-36.46 dB
13.000 GHz	18.000 GHz	1.000 MHz	15.75998 GHz	-45.63 dBm	-32.63 dB

Date: 12.JUN.2017 23:54:40

Middle Channel / 16QAM

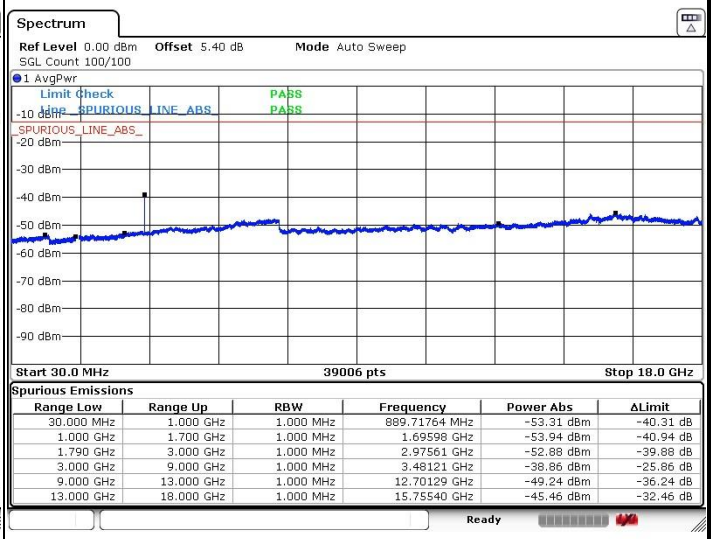

Spurious Emissions

Range Low	Range Up	RBW	Frequency	Power Abs	ΔLimit
30.000 MHz	1.000 GHz	1.000 MHz	889.71764 MHz	-53.31 dBm	-40.31 dB
1.000 GHz	1.700 GHz	1.000 MHz	1.69598 GHz	-53.94 dBm	-40.94 dB
1.790 GHz	3.000 GHz	1.000 MHz	2.97561 GHz	-52.88 dBm	-39.88 dB
3.000 GHz	9.000 GHz	1.000 MHz	3.48121 GHz	-38.86 dBm	-25.86 dB
9.000 GHz	13.000 GHz	1.000 MHz	12.70129 GHz	-49.24 dBm	-36.24 dB
13.000 GHz	18.000 GHz	1.000 MHz	15.75540 GHz	-45.46 dBm	-32.46 dB

Date: 12.JUN.2017 23:53:55

Highest Channel / QPSK

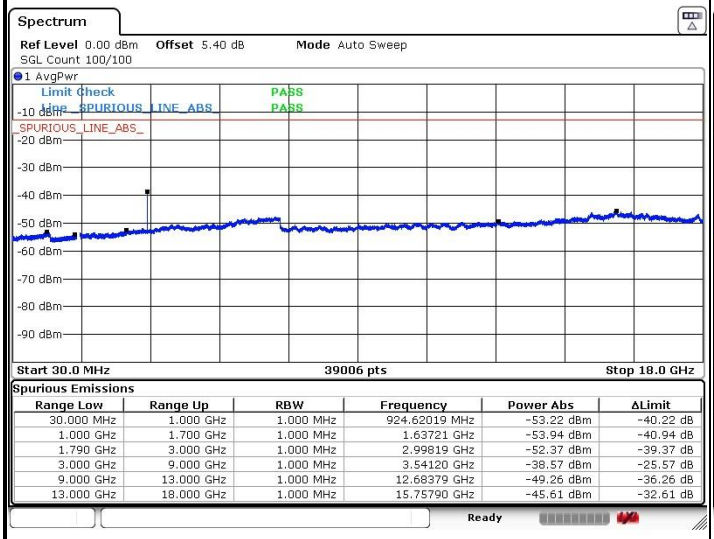

Spurious Emissions

Range Low	Range Up	RBW	Frequency	Power Abs	ΔLimit
30.000 MHz	1.000 GHz	1.000 MHz	924.62019 MHz	-53.22 dBm	-40.22 dB
1.000 GHz	1.700 GHz	1.000 MHz	1.63721 GHz	-53.94 dBm	-40.94 dB
1.790 GHz	3.000 GHz	1.000 MHz	2.99819 GHz	-52.37 dBm	-39.37 dB
3.000 GHz	9.000 GHz	1.000 MHz	3.54120 GHz	-38.57 dBm	-25.57 dB
9.000 GHz	13.000 GHz	1.000 MHz	12.68379 GHz	-49.26 dBm	-36.26 dB
13.000 GHz	18.000 GHz	1.000 MHz	15.75790 GHz	-45.61 dBm	-32.61 dB

Date: 12.JUN.2017 23:55:34

Highest Channel / 16QAM

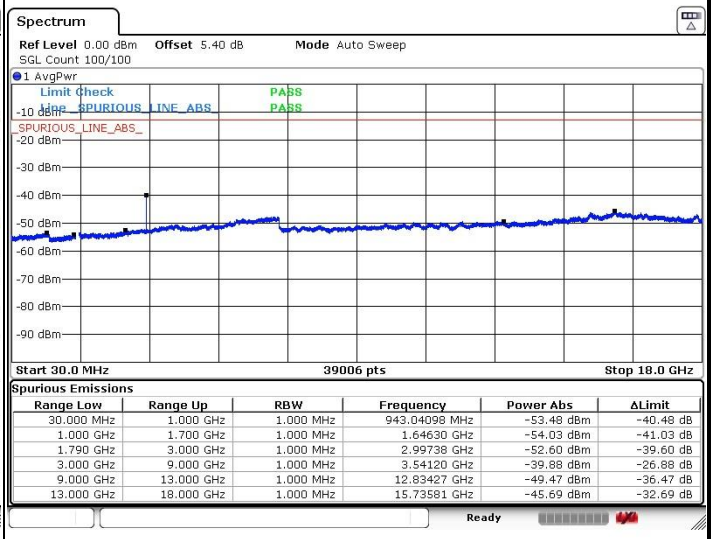

Spurious Emissions

Range Low	Range Up	RBW	Frequency	Power Abs	ΔLimit
30.000 MHz	1.000 GHz	1.000 MHz	943.04098 MHz	-53.48 dBm	-40.48 dB
1.000 GHz	1.700 GHz	1.000 MHz	1.64630 GHz	-54.03 dBm	-41.03 dB
1.790 GHz	3.000 GHz	1.000 MHz	2.99738 GHz	-52.60 dBm	-39.60 dB
3.000 GHz	9.000 GHz	1.000 MHz	3.54120 GHz	-39.88 dBm	-26.88 dB
9.000 GHz	13.000 GHz	1.000 MHz	12.83427 GHz	-49.47 dBm	-36.47 dB
13.000 GHz	18.000 GHz	1.000 MHz	15.73581 GHz	-45.69 dBm	-32.69 dB

Date: 12.JUN.2017 23:56:11

LTE Band 66 / 15MHz

Lowest Channel / QPSK

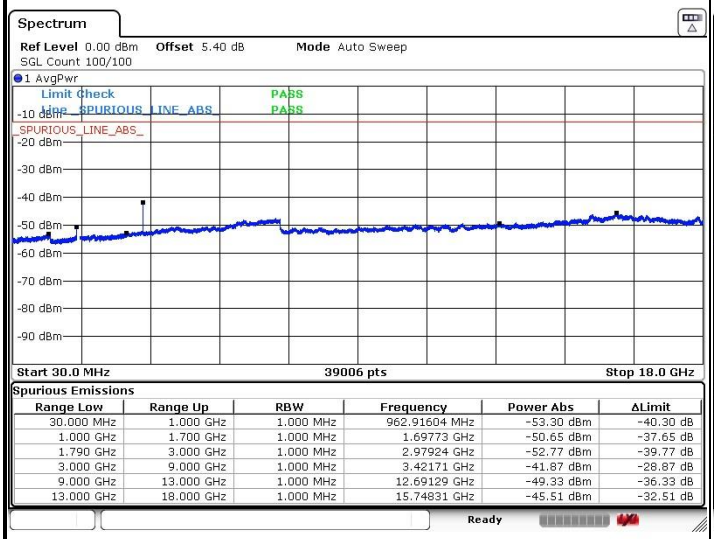

Spurious Emissions

Range Low	Range Up	RBW	Frequency	Power Abs	ΔLimit
30.000 MHz	1.000 GHz	1.000 MHz	962.91604 MHz	-53.30 dBm	-40.30 dB
1.000 GHz	1.700 GHz	1.000 MHz	1.69773 GHz	-50.65 dBm	-37.65 dB
1.790 GHz	3.000 GHz	1.000 MHz	2.97924 GHz	-52.77 dBm	-39.77 dB
3.000 GHz	9.000 GHz	1.000 MHz	3.42171 GHz	-41.87 dBm	-28.87 dB
9.000 GHz	13.000 GHz	1.000 MHz	12.69129 GHz	-49.33 dBm	-36.33 dB
13.000 GHz	18.000 GHz	1.000 MHz	15.74831 GHz	-45.51 dBm	-32.51 dB

Date: 12.JUN.2017 23:45:42

Lowest Channel / 16QAM

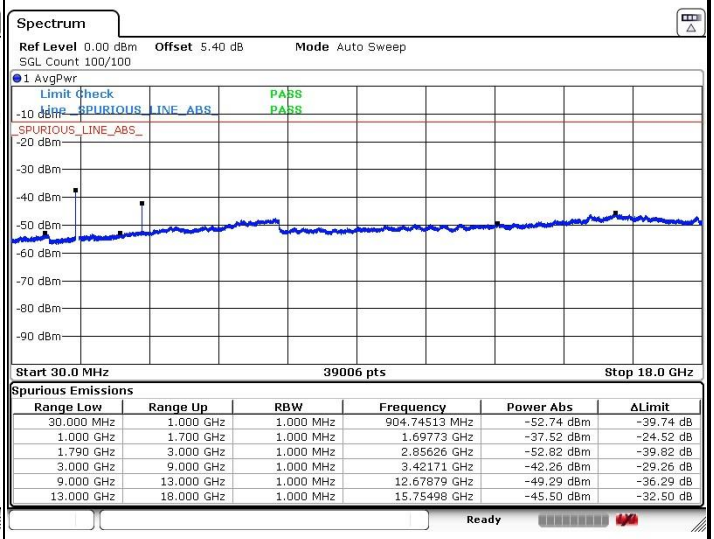

Spurious Emissions

Range Low	Range Up	RBW	Frequency	Power Abs	ΔLimit
30.000 MHz	1.000 GHz	1.000 MHz	904.74513 MHz	-52.74 dBm	-39.74 dB
1.000 GHz	1.700 GHz	1.000 MHz	1.69773 GHz	-37.52 dBm	-24.52 dB
1.790 GHz	3.000 GHz	1.000 MHz	2.85626 GHz	-52.82 dBm	-39.82 dB
3.000 GHz	9.000 GHz	1.000 MHz	3.42171 GHz	-42.26 dBm	-29.26 dB
9.000 GHz	13.000 GHz	1.000 MHz	12.67879 GHz	-49.29 dBm	-36.29 dB
13.000 GHz	18.000 GHz	1.000 MHz	15.75498 GHz	-45.50 dBm	-32.50 dB

Date: 12.JUN.2017 23:46:20

Middle Channel / QPSK

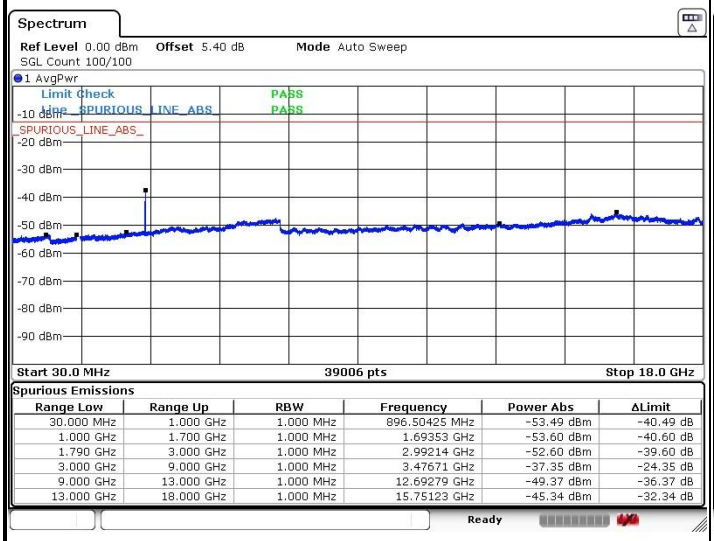

Spurious Emissions

Range Low	Range Up	RBW	Frequency	Power Abs	ΔLimit
30.000 MHz	1.000 GHz	1.000 MHz	896.50425 MHz	-53.49 dBm	-40.49 dB
1.000 GHz	1.700 GHz	1.000 MHz	1.69353 GHz	-53.60 dBm	-40.60 dB
1.790 GHz	3.000 GHz	1.000 MHz	2.99214 GHz	-52.60 dBm	-39.60 dB
3.000 GHz	9.000 GHz	1.000 MHz	3.47671 GHz	-37.35 dBm	-24.35 dB
9.000 GHz	13.000 GHz	1.000 MHz	12.69279 GHz	-49.37 dBm	-36.37 dB
13.000 GHz	18.000 GHz	1.000 MHz	15.75123 GHz	-45.34 dBm	-32.34 dB

Date: 12.JUN.2017 23:47:57

Middle Channel / 16QAM

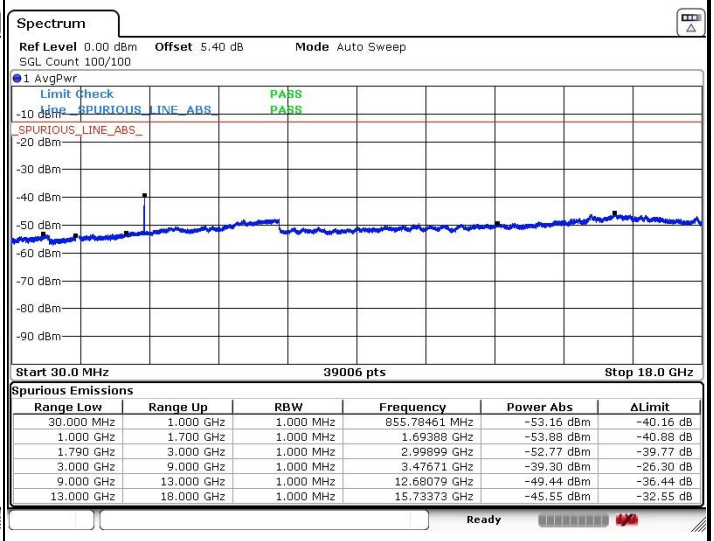

Spurious Emissions

Range Low	Range Up	RBW	Frequency	Power Abs	ΔLimit
30.000 MHz	1.000 GHz	1.000 MHz	855.78461 MHz	-53.16 dBm	-40.16 dB
1.000 GHz	1.700 GHz	1.000 MHz	1.69388 GHz	-53.88 dBm	-40.88 dB
1.790 GHz	3.000 GHz	1.000 MHz	2.99899 GHz	-52.77 dBm	-39.77 dB
3.000 GHz	9.000 GHz	1.000 MHz	3.47671 GHz	-39.30 dBm	-26.30 dB
9.000 GHz	13.000 GHz	1.000 MHz	12.68079 GHz	-49.44 dBm	-36.44 dB
13.000 GHz	18.000 GHz	1.000 MHz	15.73373 GHz	-45.55 dBm	-32.55 dB

Date: 12.JUN.2017 23:47:19

LTE Band 66 / 15MHz

Highest Channel / QPSK

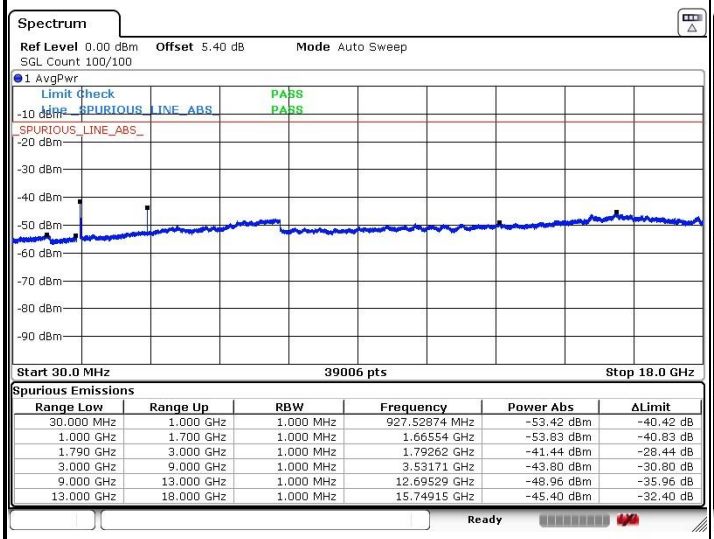

Spurious Emissions

Range Low	Range Up	RBW	Frequency	Power Abs	ΔLimit
30.000 MHz	1.000 GHz	1.000 MHz	927.52874 MHz	-53.42 dBm	-40.42 dB
1.000 GHz	1.700 GHz	1.000 MHz	1.66554 GHz	-53.83 dBm	-40.83 dB
1.790 GHz	3.000 GHz	1.000 MHz	1.79262 GHz	-41.44 dBm	-28.44 dB
3.000 GHz	9.000 GHz	1.000 MHz	3.53171 GHz	-43.80 dBm	-30.80 dB
9.000 GHz	13.000 GHz	1.000 MHz	12.69529 GHz	-48.96 dBm	-35.96 dB
13.000 GHz	18.000 GHz	1.000 MHz	15.74915 GHz	-45.40 dBm	-32.40 dB

Date: 12.JUN.2017 23:49:31

Highest Channel / 16QAM

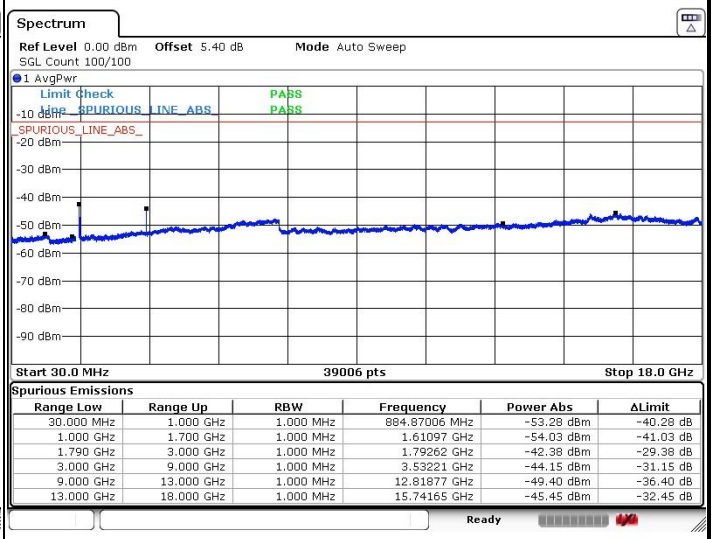

Spurious Emissions

Range Low	Range Up	RBW	Frequency	Power Abs	ΔLimit
30.000 MHz	1.000 GHz	1.000 MHz	884.87006 MHz	-53.28 dBm	-40.28 dB
1.000 GHz	1.700 GHz	1.000 MHz	1.61097 GHz	-54.03 dBm	-41.03 dB
1.790 GHz	3.000 GHz	1.000 MHz	1.79262 GHz	-42.38 dBm	-29.38 dB
3.000 GHz	9.000 GHz	1.000 MHz	3.53221 GHz	-44.15 dBm	-31.15 dB
9.000 GHz	13.000 GHz	1.000 MHz	12.81877 GHz	-49.40 dBm	-36.40 dB
13.000 GHz	18.000 GHz	1.000 MHz	15.74165 GHz	-45.45 dBm	-32.45 dB

Date: 12.JUN.2017 23:50:27

LTE Band 66 / 20MHz

Lowest Channel / QPSK

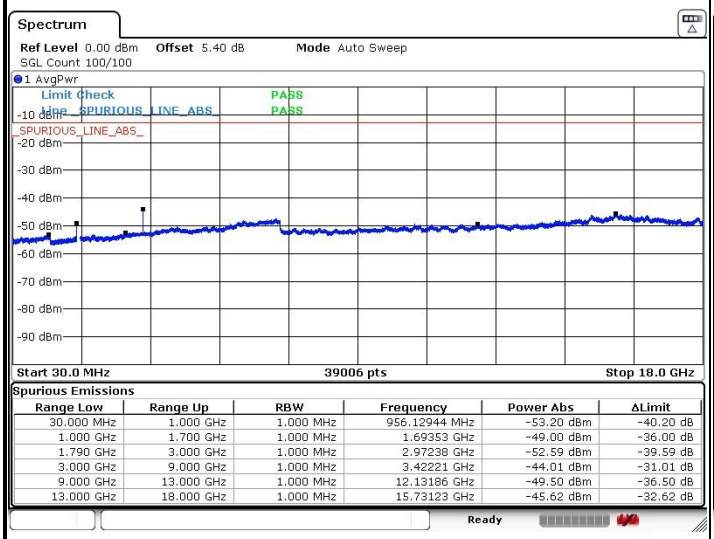

Spurious Emissions

Range Low	Range Up	RBW	Frequency	Power Abs	ΔLimit
30.000 MHz	1.000 GHz	1.000 MHz	956.12944 MHz	-53.20 dBm	-40.20 dB
1.000 GHz	1.700 GHz	1.000 MHz	1.69353 GHz	-49.00 dBm	-36.00 dB
1.790 GHz	3.000 GHz	1.000 MHz	2.97238 GHz	-52.59 dBm	-39.59 dB
3.000 GHz	9.000 GHz	1.000 MHz	3.42221 GHz	-44.01 dBm	-31.01 dB
9.000 GHz	13.000 GHz	1.000 MHz	12.13186 GHz	-49.50 dBm	-36.50 dB
13.000 GHz	18.000 GHz	1.000 MHz	15.73123 GHz	-45.62 dBm	-32.62 dB

Date: 12.JUN.2017 23:42:29

Lowest Channel / 16QAM

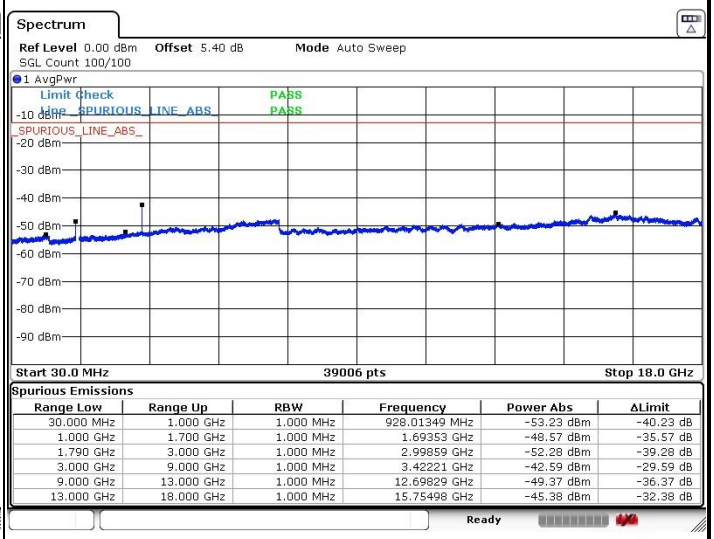

Spurious Emissions

Range Low	Range Up	RBW	Frequency	Power Abs	ΔLimit
30.000 MHz	1.000 GHz	1.000 MHz	928.01349 MHz	-53.23 dBm	-40.23 dB
1.000 GHz	1.700 GHz	1.000 MHz	1.69353 GHz	-48.57 dBm	-35.57 dB
1.790 GHz	3.000 GHz	1.000 MHz	2.99859 GHz	-52.28 dBm	-39.28 dB
3.000 GHz	9.000 GHz	1.000 MHz	3.42221 GHz	-42.59 dBm	-29.59 dB
9.000 GHz	13.000 GHz	1.000 MHz	12.69829 GHz	-49.37 dBm	-36.37 dB
13.000 GHz	18.000 GHz	1.000 MHz	15.75498 GHz	-45.38 dBm	-32.38 dB

Date: 12.JUN.2017 23:43:17

LTE Band 66 / 20MHz

Middle Channel / QPSK

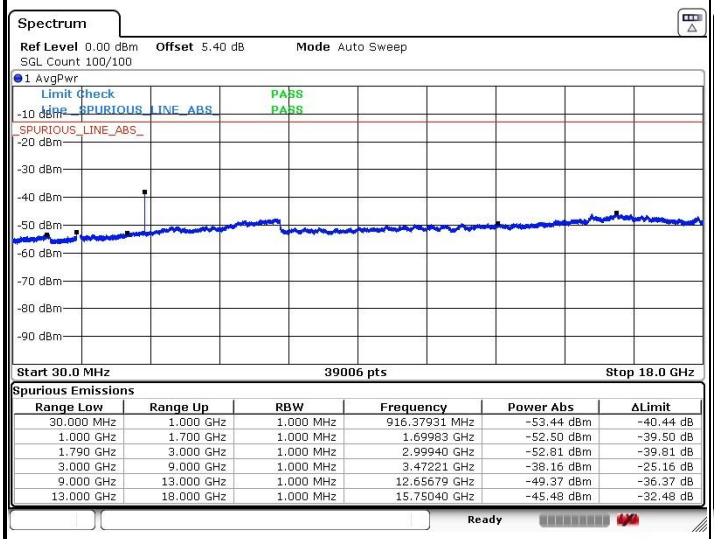

Spurious Emissions

Range Low	Range Up	RBW	Frequency	Power Abs	ΔLimit
30.000 MHz	1.000 GHz	1.000 MHz	916.37931 MHz	-53.44 dBm	-40.44 dB
1.000 GHz	1.700 GHz	1.000 MHz	1.69983 GHz	-52.50 dBm	-39.50 dB
1.790 GHz	3.000 GHz	1.000 MHz	2.99940 GHz	-52.81 dBm	-39.81 dB
3.000 GHz	9.000 GHz	1.000 MHz	3.47221 GHz	-38.16 dBm	-25.16 dB
9.000 GHz	13.000 GHz	1.000 MHz	12.65679 GHz	-49.37 dBm	-36.37 dB
13.000 GHz	18.000 GHz	1.000 MHz	15.75040 GHz	-45.48 dBm	-32.48 dB

Date: 12.JUN.2017 23:38:26

Middle Channel / 16QAM

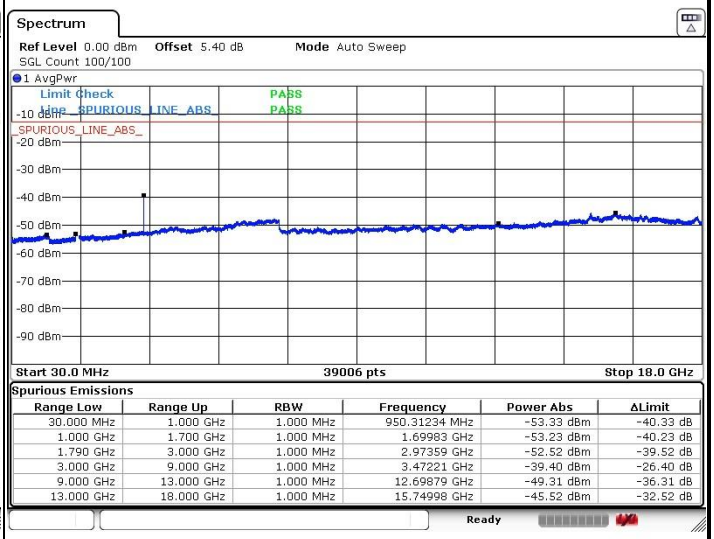

Spurious Emissions

Range Low	Range Up	RBW	Frequency	Power Abs	ΔLimit
30.000 MHz	1.000 GHz	1.000 MHz	950.31234 MHz	-53.33 dBm	-40.33 dB
1.000 GHz	1.700 GHz	1.000 MHz	1.69983 GHz	-53.23 dBm	-40.23 dB
1.790 GHz	3.000 GHz	1.000 MHz	2.97359 GHz	-52.52 dBm	-39.52 dB
3.000 GHz	9.000 GHz	1.000 MHz	3.47221 GHz	-39.40 dBm	-26.40 dB
9.000 GHz	13.000 GHz	1.000 MHz	12.69879 GHz	-49.31 dBm	-36.31 dB
13.000 GHz	18.000 GHz	1.000 MHz	15.74998 GHz	-45.52 dBm	-32.52 dB

Date: 12.JUN.2017 23:37:47

Highest Channel / QPSK

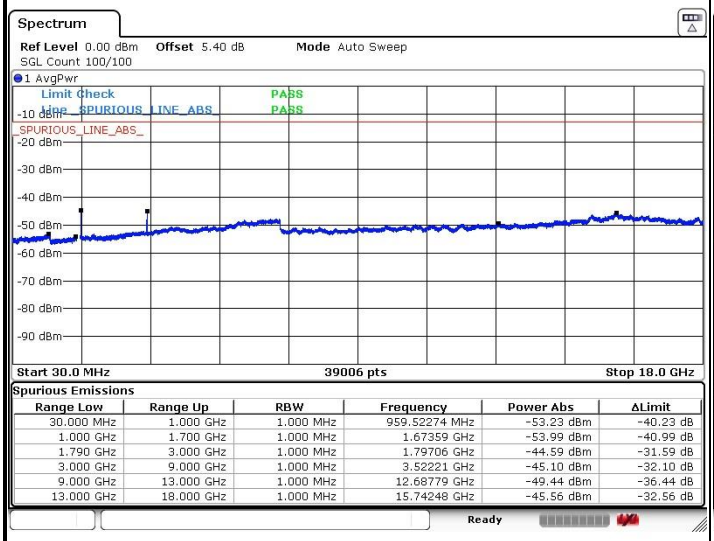

Spurious Emissions

Range Low	Range Up	RBW	Frequency	Power Abs	ΔLimit
30.000 MHz	1.000 GHz	1.000 MHz	959.52274 MHz	-53.23 dBm	-40.23 dB
1.000 GHz	1.700 GHz	1.000 MHz	1.67359 GHz	-53.99 dBm	-40.99 dB
1.790 GHz	3.000 GHz	1.000 MHz	1.79706 GHz	-44.59 dBm	-31.59 dB
3.000 GHz	9.000 GHz	1.000 MHz	3.52221 GHz	-45.10 dBm	-32.10 dB
9.000 GHz	13.000 GHz	1.000 MHz	12.68779 GHz	-49.44 dBm	-36.44 dB
13.000 GHz	18.000 GHz	1.000 MHz	15.74248 GHz	-45.56 dBm	-32.56 dB

Date: 12.JUN.2017 23:35:04

Highest Channel / 16QAM

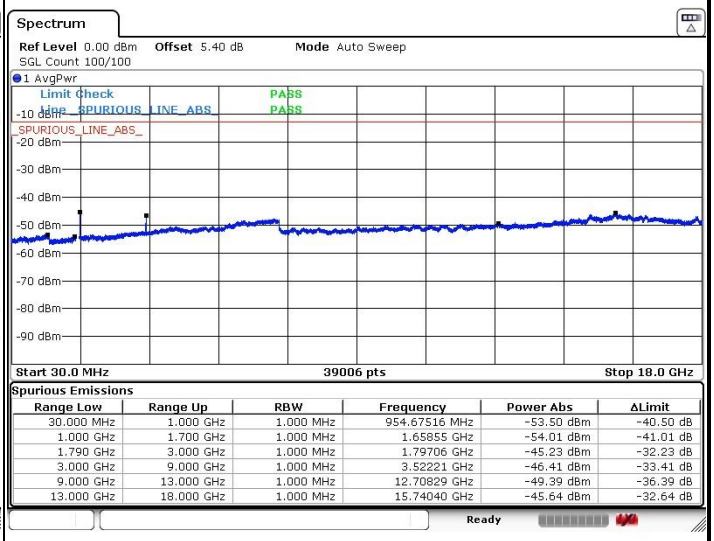

Spurious Emissions

Range Low	Range Up	RBW	Frequency	Power Abs	ΔLimit
30.000 MHz	1.000 GHz	1.000 MHz	954.67516 MHz	-53.50 dBm	-40.50 dB
1.000 GHz	1.700 GHz	1.000 MHz	1.65855 GHz	-54.01 dBm	-41.01 dB
1.790 GHz	3.000 GHz	1.000 MHz	1.79706 GHz	-45.23 dBm	-32.23 dB
3.000 GHz	9.000 GHz	1.000 MHz	3.52221 GHz	-46.41 dBm	-33.41 dB
9.000 GHz	13.000 GHz	1.000 MHz	12.70829 GHz	-49.39 dBm	-36.39 dB
13.000 GHz	18.000 GHz	1.000 MHz	15.74040 GHz	-45.64 dBm	-32.64 dB

Date: 12.JUN.2017 23:36:30

Frequency Stability

Test Conditions		LTE Band 2 (QPSK) / Middle Channel	Limit
Temperature (°C)	Voltage (Volt)	BW 10MHz	Note 2.
		Deviation (ppm)	Result
50	Normal Voltage	0.0003	PASS
40	Normal Voltage	0.0015	
30	Normal Voltage	0.0020	
20(Ref.)	Normal Voltage	0.0000	
10	Normal Voltage	0.0015	
0	Normal Voltage	0.0020	
-10	Normal Voltage	0.0016	
-20	Normal Voltage	0.0002	
-30	Normal Voltage	0.0012	
20	Maximum Voltage	0.0000	
20	Normal Voltage	0.0014	
20	Battery End Point	0.0004	

Note:

1. Normal Voltage =3.8 V.；Battery End Point (BEP) =3.6 V.；Maximum Voltage =4.2 V.
2. Note: The frequency fundamental emissions stay within the authorized frequency block.

Test Conditions		LTE Band 4 (QPSK) / Middle Channel	Limit
Temperature (°C)	Voltage (Volt)	BW 10MHz	Note 2.
		Deviation (ppm)	Result
50	Normal Voltage	0.0008	PASS
40	Normal Voltage	0.0004	
30	Normal Voltage	0.0012	
20(Ref.)	Normal Voltage	0.0000	
10	Normal Voltage	0.0006	
0	Normal Voltage	0.0005	
-10	Normal Voltage	0.0005	
-20	Normal Voltage	0.0020	
-30	Normal Voltage	0.0006	
20	Maximum Voltage	0.0010	
20	Normal Voltage	0.0002	
20	Battery End Point	0.0003	

Note:

1. Normal Voltage =3.8 V.；Battery End Point (BEP) =3.6V.；Maximum Voltage =4.2 V.
2. Note: The frequency fundamental emissions stay within the authorized frequency block.

Test Conditions		LTE Band 5 (QPSK) / Middle Channel	Limit
Temperature (°C)	Voltage (Volt)	BW 10MHz	2.5ppm
		Deviation (ppm)	Result
50	Normal Voltage	0.0006	PASS
40	Normal Voltage	0.0033	
30	Normal Voltage	0.0044	
20(Ref.)	Normal Voltage	0.0000	
10	Normal Voltage	0.0033	
0	Normal Voltage	0.0045	
-10	Normal Voltage	0.0037	
-20	Normal Voltage	0.0004	
-30	Normal Voltage	0.0026	
20	Maximum Voltage	0.0000	
20	Normal Voltage	0.0032	
20	Battery End Point	0.0010	

Note: Normal Voltage =3.8 V.；Battery End Point (BEP) =3.6 V.；Maximum Voltage =4.2 V.

Test Conditions		LTE Band 7 (QPSK) / Middle Channel	Limit
Temperature (°C)	Voltage (Volt)	BW 10MHz	Note 2.
		Deviation (ppm)	Result
50	Normal Voltage	0.0007	PASS
40	Normal Voltage	0.0001	
30	Normal Voltage	0.0007	
20(Ref.)	Normal Voltage	0.0000	
10	Normal Voltage	0.0001	
0	Normal Voltage	0.0008	
-10	Normal Voltage	0.0005	
-20	Normal Voltage	0.0002	
-30	Normal Voltage	0.0009	
20	Maximum Voltage	0.0003	
20	Normal Voltage	0.0011	
20	Battery End Point	0.0006	

Note:

1. Normal Voltage =3.8 V.；Battery End Point (BEP) =3.6 V.；Maximum Voltage =4.2 V.
2. Note: The frequency fundamental emissions stay within the authorized frequency block.

Test Conditions		LTE Band 12 (QPSK) / Middle Channel	Limit
Temperature (°C)	Voltage (Volt)	BW 10MHz	Note 2.
		Deviation (ppm)	Result
50	Normal Voltage	0.0042	PASS
40	Normal Voltage	0.0008	
30	Normal Voltage	0.0034	
20(Ref.)	Normal Voltage	0.0000	
10	Normal Voltage	0.0018	
0	Normal Voltage	0.0013	
-10	Normal Voltage	0.0044	
-20	Normal Voltage	0.0024	
-30	Normal Voltage	0.0004	
20	Maximum Voltage	0.0021	
20	Normal Voltage	0.0014	
20	Battery End Point	0.0013	

Note:

1. Normal Voltage =3.8 V.；Battery End Point (BEP) =3.6 V.；Maximum Voltage =4.2 V.
2. Note: The frequency fundamental emissions stay within the authorized frequency block.

Test Conditions		LTE Band 13 (QPSK) / Middle Channel	Limit
Temperature (°C)	Voltage (Volt)	BW 10MHz	Note 2.
		Deviation (ppm)	Result
50	Normal Voltage	0.0012	PASS
40	Normal Voltage	0.0003	
30	Normal Voltage	0.0051	
20(Ref.)	Normal Voltage	0.0000	
10	Normal Voltage	0.0061	
0	Normal Voltage	0.0050	
-10	Normal Voltage	0.0012	
-20	Normal Voltage	0.0055	
-30	Normal Voltage	0.0063	
20	Maximum Voltage	0.0005	
20	Normal Voltage	0.0020	
20	Battery End Point	0.0047	

Note:

1. Normal Voltage =3.8 V.；Battery End Point (BEP) =3.6 V.；Maximum Voltage =4.2 V.
2. Note: The frequency fundamental emissions stay within the authorized frequency block.

Test Conditions		LTE Band 17 (QPSK) / Middle Channel	Limit
Temperature (°C)	Voltage (Volt)	BW 10MHz	Note 2.
		Deviation (ppm)	Result
50	Normal Voltage	0.0010	PASS
40	Normal Voltage	0.0051	
30	Normal Voltage	0.0042	
20(Ref.)	Normal Voltage	0.0000	
10	Normal Voltage	0.0007	
0	Normal Voltage	0.0045	
-10	Normal Voltage	0.0006	
-20	Normal Voltage	0.0049	
-30	Normal Voltage	0.0061	
20	Maximum Voltage	0.0011	
20	Normal Voltage	0.0003	
20	Battery End Point	0.0044	

Note:

1. Normal Voltage =3.8 V.；Battery End Point (BEP) =3.6 V.；Maximum Voltage =4.2 V.
2. Note: The frequency fundamental emissions stay within the authorized frequency block.

Test Conditions		LTE Band 25 (QPSK) / Middle Channel	Limit
Temperature (°C)	Voltage (Volt)	BW 10MHz	Note 2.
		Deviation (ppm)	Result
50	Normal Voltage	0.0015	PASS
40	Normal Voltage	0.0010	
30	Normal Voltage	0.0011	
20(Ref.)	Normal Voltage	0.0000	
10	Normal Voltage	0.0005	
0	Normal Voltage	0.0006	
-10	Normal Voltage	0.0013	
-20	Normal Voltage	0.0007	
-30	Normal Voltage	0.0007	
20	Maximum Voltage	0.0011	
20	Normal Voltage	0.0003	
20	Battery End Point	0.0004	

Note:

1. Normal Voltage =3.8 V.；Battery End Point (BEP) =3.6 V.；Maximum Voltage =4.2 V.
2. Note: The frequency fundamental emissions stay within the authorized frequency block.

Test Conditions		LTE Band 26 (QPSK) / Middle Channel	Limit
Temperature (°C)	Voltage (Volt)	BW 10MHz	2.5ppm
		Deviation (ppm)	Result
50	Normal Voltage	0.0077	PASS
40	Normal Voltage	0.0117	
30	Normal Voltage	0.0088	
20(Ref.)	Normal Voltage	0.0000	
10	Normal Voltage	0.0105	
0	Normal Voltage	0.0027	
-10	Normal Voltage	0.0044	
-20	Normal Voltage	0.0111	
-30	Normal Voltage	0.0092	
20	Maximum Voltage	0.0041	
20	Normal Voltage	0.0023	
20	Battery End Point	0.0096	

Note: Normal Voltage =3.8 V.；Battery End Point (BEP) =3.6 V.；Maximum Voltage =4.2 V.

Test Conditions		LTE Band 38 (QPSK) / Middle Channel	Limit
Temperature (°C)	Voltage (Volt)	BW 10MHz	Note 2.
		Deviation (ppm)	Result
50	Normal Voltage	0.0018	PASS
40	Normal Voltage	0.0015	
30	Normal Voltage	0.0001	
20(Ref.)	Normal Voltage	0.0000	
10	Normal Voltage	0.0011	
0	Normal Voltage	0.0014	
-10	Normal Voltage	0.0005	
-20	Normal Voltage	0.0017	
-30	Normal Voltage	0.0011	
20	Maximum Voltage	0.0018	
20	Normal Voltage	0.0009	
20	Battery End Point	0.0006	

Note:

1. Normal Voltage =3.8 V.；Battery End Point (BEP) =3.6 V.；Maximum Voltage =4.2 V.
2. Note: The frequency fundamental emissions stay within the authorized frequency block.

Test Conditions		LTE Band 41 (QPSK) / Middle Channel	Limit
Temperature (°C)	Voltage (Volt)	BW 10MHz	Note 2.
		Deviation (ppm)	Result
50	Normal Voltage	0.0013	PASS
40	Normal Voltage	0.0007	
30	Normal Voltage	0.0004	
20(Ref.)	Normal Voltage	0.0000	
10	Normal Voltage	0.0011	
0	Normal Voltage	0.0005	
-10	Normal Voltage	0.0007	
-20	Normal Voltage	0.0009	
-30	Normal Voltage	0.0003	
20	Maximum Voltage	0.0014	
20	Normal Voltage	0.0010	
20	Battery End Point	0.0003	

Note:

1. Normal Voltage =3.8 V.；Battery End Point (BEP) =3.6 V.；Maximum Voltage =4.2 V.
2. Note: The frequency fundamental emissions stay within the authorized frequency block.

Test Conditions		LTE Band 66 (QPSK) / Middle Channel	Limit
Temperature (°C)	Voltage (Volt)	BW 10MHz	Note 2.
		Deviation (ppm)	Result
50	Normal Voltage	0.0069	PASS
40	Normal Voltage	0.0173	
30	Normal Voltage	0.0139	
20(Ref.)	Normal Voltage	0.0000	
10	Normal Voltage	0.0029	
0	Normal Voltage	0.0196	
-10	Normal Voltage	0.0058	
-20	Normal Voltage	0.0162	
-30	Normal Voltage	0.0231	
20	Maximum Voltage	0.0052	
20	Normal Voltage	0.0017	
20	Battery End Point	0.0133	

Note:

1. Normal Voltage =3.8 V.；Battery End Point (BEP) =3.6 V.；Maximum Voltage =4.2 V.
2. Note: The frequency fundamental emissions stay within the authorized frequency block.

Appendix B. Test Results of Radiated Test

Radiated Spurious Emission

LTE Band 2 / 1.4MHz / QPSK / RB Size 1 Offset 0									
Channel	Frequency (MHz)	EIRP (dBm)	Limit (dBm)	Over Limit (dB)	SPA Reading (dBm)	S.G. Power (dBm)	TX Cable loss (dB)	TX Antenna Gain (dBi)	Polarization (H/V)
Middle	3759	-68.18	-13	-55.18	-71.69	-73.17	1.88	6.87	H
	5638	-64.49	-13	-51.49	-72.68	-71.79	2.38	9.68	H
	7518	-62.34	-13	-49.34	-74.37	-71.41	2.74	11.81	H
	3759	-66.53	-13	-53.53	-70.32	-71.52	1.88	6.87	V
	5638	-64.11	-13	-51.11	-72.68	-71.41	2.38	9.68	V
	7518	-63.67	-13	-50.67	-74.38	-72.74	2.74	11.81	V

Remark: Spurious emissions within 30-1000MHz were found more than 20dB below limit line.

LTE Band 2 / 3MHz / QPSK / RB Size 1 Offset 0									
Channel	Frequency (MHz)	EIRP (dBm)	Limit (dBm)	Over Limit (dB)	SPA Reading (dBm)	S.G. Power (dBm)	TX Cable loss (dB)	TX Antenna Gain (dBi)	Polarization (H/V)
Middle	3756	-67.54	-13	-54.54	-71.05	-72.53	1.88	6.87	H
	5636	-63.91	-13	-50.91	-72.10	-71.21	2.38	9.68	H
	7515	-62.74	-13	-49.74	-74.77	-71.81	2.74	11.81	H
	3756	-67.46	-13	-54.46	-71.25	-72.45	1.88	6.87	V
	5636	-64.04	-13	-51.04	-72.61	-71.34	2.38	9.68	V
	7515	-63.89	-13	-50.89	-74.6	-72.96	2.74	11.81	V

Remark: Spurious emissions within 30-1000MHz were found more than 20dB below limit line.

LTE Band 2 / 5MHz / QPSK / RB Size 1 Offset 0									
Channel	Frequency (MHz)	EIRP (dBm)	Limit (dBm)	Over Limit (dB)	SPA Reading (dBm)	S.G. Power (dBm)	TX Cable loss (dB)	TX Antenna Gain (dBi)	Polarization (H/V)
Middle	3756	-67.54	-13	-54.54	-71.05	-72.53	1.88	6.87	H
	5633.5	-65.17	-13	-52.17	-73.36	-72.47	2.38	9.68	H
	7512	-62.47	-13	-49.47	-74.50	-71.54	2.74	11.81	H
	3756	-67.34	-13	-54.34	-71.13	-72.33	1.88	6.87	V
	5633.5	-64.74	-13	-51.74	-73.31	-72.04	2.38	9.68	V
	7512	-62.72	-13	-49.72	-73.43	-71.79	2.74	11.81	V

Remark: Spurious emissions within 30-1000MHz were found more than 20dB below limit line.

LTE Band 2 / 10MHz / QPSK / RB Size 1 Offset 0									
Channel	Frequency (MHz)	EIRP (dBm)	Limit (dBm)	Over Limit (dB)	SPA Reading (dBm)	S.G. Power (dBm)	TX Cable loss (dB)	TX Antenna Gain (dBi)	Polarization (H/V)
Middle	3750	-68.05	-13	-55.05	-71.56	-73.04	1.88	6.87	H
	5627	-65.22	-13	-52.22	-73.41	-72.52	2.38	9.68	H
	7503	-62.59	-13	-49.59	-74.62	-71.66	2.74	11.81	H
	3750	-67.45	-13	-54.45	-71.24	-72.44	1.88	6.87	V
	5627	-64.50	-13	-51.50	-73.07	-71.80	2.38	9.68	V
	7503	-63.95	-13	-50.95	-74.66	-73.02	2.74	11.81	V

Remark: Spurious emissions within 30-1000MHz were found more than 20dB below limit line.

LTE Band 2 / 15MHz / QPSK / RB Size 1 Offset 0									
Channel	Frequency (MHz)	EIRP (dBm)	Limit (dBm)	Over Limit (dB)	SPA Reading (dBm)	S.G. Power (dBm)	TX Cable loss (dB)	TX Antenna Gain (dBi)	Polarization (H/V)
Middle	3747	-67.45	-13	-54.45	-70.96	-72.44	1.88	6.87	H
	5620	-63.76	-13	-50.76	-71.95	-71.06	2.38	9.68	H
	7494	-62.59	-13	-49.59	-74.62	-71.66	2.74	11.81	H
	3747	-67.10	-13	-54.10	-70.89	-72.09	1.88	6.87	V
	5620	-64.92	-13	-51.92	-73.49	-72.22	2.38	9.68	V
	7494	-63.88	-13	-50.88	-74.59	-72.95	2.74	11.81	V

Remark: Spurious emissions within 30-1000MHz were found more than 20dB below limit line.

LTE Band 2 / 20MHz / QPSK / RB Size 1 Offset 0									
Channel	Frequency (MHz)	EIRP (dBm)	Limit (dBm)	Over Limit (dB)	SPA Reading (dBm)	S.G. Power (dBm)	TX Cable loss (dB)	TX Antenna Gain (dBi)	Polarization (H/V)
Middle	3741	-66.85	-13	-53.85	-70.36	-71.84	1.88	6.87	H
	5613	-63.53	-13	-50.53	-71.72	-70.83	2.38	9.68	H
	7485	-62.35	-13	-49.35	-74.38	-71.42	2.74	11.81	H
	3741	-65.01	-13	-52.01	-68.8	-70.00	1.88	6.87	V
	5613	-64.05	-13	-51.05	-72.62	-71.35	2.38	9.68	V
	7485	-63.75	-13	-50.75	-74.46	-72.82	2.74	11.81	V

Remark: Spurious emissions within 30-1000MHz were found more than 20dB below limit line.

LTE Band 4 / 1.4MHz / QPSK / RB Size 1 Offset 0									
Channel	Frequency (MHz)	EIRP (dBm)	Limit (dBm)	Over Limit (dB)	SPA Reading (dBm)	S.G. Power (dBm)	TX Cable loss (dB)	TX Antenna Gain (dBi)	Polarization (H/V)
Middle	3465	-57.17	-13	-44.17	-63.96	-62.06	1.81	6.70	H
	5196	-58.86	-13	-45.86	-71.54	-65.76	2.23	9.13	H
	6927	-59.54	-13	-46.54	-74.72	-67.60	2.60	10.66	H
	3465	-58.56	-13	-45.56	-63.76	-63.45	1.81	6.70	V
	5196	-58.80	-13	-45.80	-72.35	-65.70	2.23	9.13	V
	6927	-59.09	-13	-46.09	-74.14	-67.15	2.6	10.66	V

Remark: Spurious emissions within 30-1000MHz were found more than 20dB below limit line.

LTE Band 4 / 3MHz / QPSK / RB Size 1 Offset 0									
Channel	Frequency (MHz)	EIRP (dBm)	Limit (dBm)	Over Limit (dB)	SPA Reading (dBm)	S.G. Power (dBm)	TX Cable loss (dB)	TX Antenna Gain (dBi)	Polarization (H/V)
Middle	3462	-56.27	-13	-43.27	-63.06	-61.16	1.81	6.70	H
	5194	-60.14	-13	-47.14	-72.82	-67.04	2.23	9.13	H
	6924	-59.54	-13	-46.54	-74.72	-67.60	2.60	10.66	H
	3462	-56.04	-13	-43.04	-61.24	-60.93	1.81	6.70	V
	5194	-59.51	-13	-46.51	-73.06	-66.41	2.23	9.13	V
	6924	-59.39	-13	-46.39	-74.44	-67.45	2.6	10.66	V

Remark: Spurious emissions within 30-1000MHz were found more than 20dB below limit line.

LTE Band 4 / 5MHz / QPSK									
Channel	Frequency (MHz)	EIRP (dBm)	Limit (dBm)	Over Limit (dB)	SPA Reading (dBm)	S.G. Power (dBm)	TX Cable loss (dB)	TX Antenna Gain (dBi)	Polarization (H/V)
Middle	3459	-56.80	-13	-43.80	-63.59	-61.69	1.81	6.70	H
	5191	-59.24	-13	-46.24	-71.92	-66.14	2.23	9.13	H
	6921	-58.90	-13	-45.90	-74.08	-66.96	2.60	10.66	H
	3459	-58.35	-13	-45.35	-63.55	-63.24	1.81	6.70	V
	5191	-57.92	-13	-44.92	-71.47	-64.82	2.23	9.13	V
	6921	-59.07	-13	-46.07	-74.12	-67.13	2.6	10.66	V

Remark: Spurious emissions within 30-1000MHz were found more than 20dB below limit line.

LTE Band 4 / 10MHz / QPSK / RB Size 1 Offset 0									
Channel	Frequency (MHz)	EIRP (dBm)	Limit (dBm)	Over Limit (dB)	SPA Reading (dBm)	S.G. Power (dBm)	TX Cable loss (dB)	TX Antenna Gain (dBi)	Polarization (H/V)
Middle	3456	-56.00	-13	-43.00	-62.79	-60.89	1.81	6.70	H
	5184	-59.01	-13	-46.01	-71.69	-65.91	2.23	9.13	H
	6912	-57.80	-13	-44.80	-72.98	-65.86	2.60	10.66	H
	3456	-54.34	-13	-41.34	-59.54	-59.23	1.81	6.70	V
	5184	-58.15	-13	-45.15	-71.7	-65.05	2.23	9.13	V
	6912	-59.57	-13	-46.57	-74.62	-67.63	2.6	10.66	V

Remark: Spurious emissions within 30-1000MHz were found more than 20dB below limit line.

LTE Band 4 / 15MHz / QPSK / RB Size 1 Offset 0									
Channel	Frequency (MHz)	EIRP (dBm)	Limit (dBm)	Over Limit (dB)	SPA Reading (dBm)	S.G. Power (dBm)	TX Cable loss (dB)	TX Antenna Gain (dBi)	Polarization (H/V)
Middle	3450	-56.49	-13	-43.49	-63.28	-61.38	1.81	6.70	H
	5177	-58.58	-13	-45.58	-71.26	-65.48	2.23	9.13	H
	6903	-59.86	-13	-46.86	-75.04	-67.92	2.60	10.66	H
	3450	-57.52	-13	-44.52	-62.72	-62.41	1.81	6.70	V
	5177	-58.50	-13	-45.50	-72.05	-65.40	2.23	9.13	V
	6903	-59.69	-13	-46.69	-74.74	-67.75	2.6	10.66	V

Remark: Spurious emissions within 30-1000MHz were found more than 20dB below limit line.

LTE Band 4 / 20MHz / QPSK / RB Size 1 Offset 0									
Channel	Frequency (MHz)	EIRP (dBm)	Limit (dBm)	Over Limit (dB)	SPA Reading (dBm)	S.G. Power (dBm)	TX Cable loss (dB)	TX Antenna Gain (dBi)	Polarization (H/V)
Middle	3447	-53.33	-13	-40.33	-60.12	-58.22	1.81	6.70	H
	5171	-60.30	-13	-47.30	-72.98	-67.20	2.23	9.13	H
	6894	-59.11	-13	-46.11	-74.29	-67.17	2.60	10.66	H
	3447	-53.91	-13	-40.91	-59.11	-58.80	1.81	6.70	V
	5171	-58.95	-13	-45.95	-72.5	-65.85	2.23	9.13	V
	6894	-59.15	-13	-46.15	-74.2	-67.21	2.6	10.66	V

Remark: Spurious emissions within 30-1000MHz were found more than 20dB below limit line.

LTE Band 5 / 1.4MHz / QPSK / RB Size 1 Offset 0									
Channel	Frequency (MHz)	ERP (dBm)	Limit (dBm)	Over Limit (dB)	SPA Reading (dBm)	S.G. Power (dBm)	TX Cable loss (dB)	TX Antenna Gain (dBi)	Polarization (H/V)
Middle	1672	-60.99	-13	-47.99	-59.62	-62.85	1.19	5.20	H
	2508	-64.99	-13	-51.99	-67.98	-67.21	1.53	5.90	H
	3345	-67.25	-13	-54.25	-71.20	-70.04	1.76	6.70	H
	1672	-58.60	-13	-45.60	-56.56	-60.46	1.19	5.20	V
	2508	-66.11	-13	-53.11	-68.09	-68.33	1.53	5.90	V
	3345	-68.41	-13	-55.41	-71.73	-71.20	1.76	6.70	V

Remark: Spurious emissions within 30-1000MHz were found more than 20dB below limit line.

LTE Band 5 / 3MHz / QPSK / RB Size 1 Offset 0									
Channel	Frequency (MHz)	ERP (dBm)	Limit (dBm)	Over Limit (dB)	SPA Reading (dBm)	S.G. Power (dBm)	TX Cable loss (dB)	TX Antenna Gain (dBi)	Polarization (H/V)
Middle	1670	-59.18	-13	-46.18	-57.81	-61.04	1.19	5.20	H
	2506	-58.99	-13	-45.99	-61.98	-61.21	1.53	5.90	H
	3342	-67.12	-13	-54.12	-71.07	-69.91	1.76	6.70	H
	1670	-59.21	-13	-46.21	-57.17	-61.07	1.19	5.20	V
	2506	-53.04	-13	-40.04	-55.32	-55.26	1.53	5.90	V
	3342	-67.28	-13	-54.28	-70.6	-70.07	1.76	6.70	V

Remark: Spurious emissions within 30-1000MHz were found more than 20dB below limit line.

LTE Band 5 / 5MHz / QPSK / RB Size 1 Offset 0									
Channel	Frequency (MHz)	ERP (dBm)	Limit (dBm)	Over Limit (dB)	SPA Reading (dBm)	S.G. Power (dBm)	TX Cable loss (dB)	TX Antenna Gain (dBi)	Polarization (H/V)
Middle	1668	-60.33	-13	-47.33	-58.96	-62.19	1.19	5.20	H
	2504	-64.76	-13	-51.76	-67.75	-66.98	1.53	5.90	H
	3336	-67.32	-13	-54.32	-71.27	-70.11	1.76	6.70	H
	1668	-58.65	-13	-45.65	-56.61	-60.51	1.19	5.20	V
	2504	-65.63	-13	-52.63	-67.61	-67.85	1.53	5.90	V
	3336	-67.58	-13	-54.58	-70.9	-70.37	1.76	6.70	V

Remark: Spurious emissions within 30-1000MHz were found more than 20dB below limit line.

LTE Band 5 / 10MHz / QPSK / RB Size 1 Offset 0									
Channel	Frequency (MHz)	ERP (dBm)	Limit (dBm)	Over Limit (dB)	SPA Reading (dBm)	S.G. Power (dBm)	TX Cable loss (dB)	TX Antenna Gain (dBi)	Polarization (H/V)
Middle	1664	-63.67	-13	-50.67	-62.30	-65.53	1.19	5.20	H
	2496	-64.53	-13	-51.53	-67.52	-66.75	1.53	5.90	H
	3327	-67.30	-13	-54.30	-71.25	-70.09	1.76	6.70	H
	1664	-62.63	-13	-49.63	-60.59	-64.49	1.19	5.20	V
	2496	-65.83	-13	-52.83	-67.81	-68.05	1.53	5.90	V
	3327	-66.39	-13	-53.39	-69.71	-69.18	1.76	6.70	V

Remark: Spurious emissions within 30-1000MHz were found more than 20dB below limit line.

LTE Band 7 / 5MHz / QPSK / RB Size 1 Offset 0									
Channel	Frequency (MHz)	EIRP (dBm)	Limit (dBm)	Over Limit (dB)	SPA Reading (dBm)	S.G. Power (dBm)	TX Cable loss (dB)	TX Antenna Gain (dBi)	Polarization (H/V)
Middle	5064	-69.57	-25	-44.57	-53.10	-76.29	2.40	9.12	H
	7598.52	-64.01	-25	-39.01	-56.35	-73.63	2.87	12.50	H
	10134	-62.46	-25	-37.46	-56.70	-71.38	3.18	12.10	H
	5064	-73.07	-25	-48.07	-53.09	-79.78	2.40	9.12	V
	7598.5	-66.85	-25	-41.85	-56.85	-76.47	2.87	12.50	V
	10134	-62.65	-25	-37.65	-57.33	-71.57	3.18	12.10	V

Remark: Spurious emissions within 30-1000MHz were found more than 20dB below limit line.

LTE Band 7 / 10MHz / QPSK / RB Size 1 Offset 0									
Channel	Frequency (MHz)	EIRP (dBm)	Limit (dBm)	Over Limit (dB)	SPA Reading (dBm)	S.G. Power (dBm)	TX Cable loss (dB)	TX Antenna Gain (dBi)	Polarization (H/V)
Middle	5060	-69.79	-25	-44.79	-53.32	-76.51	2.40	9.12	H
	7592	-63.70	-25	-38.70	-56.04	-73.32	2.87	12.50	H
	10125	-62.46	-25	-37.46	-56.70	-71.38	3.18	12.10	H
	5060	-71.75	-25	-46.75	-51.77	-78.46	2.40	9.12	V
	7592	-65.52	-25	-40.52	-55.52	-75.14	2.87	12.50	V
	10125	-62.09	-25	-37.09	-56.77	-71.01	3.18	12.10	V

Remark: Spurious emissions within 30-1000MHz were found more than 20dB below limit line.

LTE Band 7 / 15MHz / QPSK / RB Size 1 Offset 0									
Channel	Frequency (MHz)	EIRP (dBm)	Limit (dBm)	Over Limit (dB)	SPA Reading (dBm)	S.G. Power (dBm)	TX Cable loss (dB)	TX Antenna Gain (dBi)	Polarization (H/V)
Middle	5056	-69.94	-25	-44.94	-53.47	-76.66	2.40	9.12	H
	7585	-63.53	-25	-38.53	-55.87	-73.15	2.87	12.50	H
	10116	-62.93	-25	-37.93	-57.17	-71.85	3.18	12.10	H
	5056	-74.71	-25	-49.71	-54.73	-81.42	2.40	9.12	V
	7585	-66.02	-25	-41.02	-56.02	-75.64	2.87	12.50	V
	10116	-62.10	-25	-37.10	-56.78	-71.02	3.18	12.10	V

Remark: Spurious emissions within 30-1000MHz were found more than 20dB below limit line.

LTE Band 7 / 20MHz / QPSK / RB Size 1 Offset 0									
Channel	Frequency (MHz)	EIRP (dBm)	Limit (dBm)	Over Limit (dB)	SPA Reading (dBm)	S.G. Power (dBm)	TX Cable loss (dB)	TX Antenna Gain (dBi)	Polarization (H/V)
Middle	5052	-69.83	-25	-44.83	-53.36	-76.55	2.40	9.12	H
	7578	-63.90	-25	-38.90	-56.24	-73.52	2.87	12.50	H
	10107	-62.77	-25	-37.77	-57.01	-71.69	3.18	12.10	H
	5052	-73.80	-25	-48.80	-53.82	-80.51	2.40	9.12	V
	7578	-66.33	-25	-41.33	-56.33	-75.95	2.87	12.50	V
	10107	-62.90	-25	-37.90	-57.58	-71.82	3.18	12.10	V

Remark: Spurious emissions within 30-1000MHz were found more than 20dB below limit line.

LTE Band 12 / 1.4MHz / QPSK / RB Size 1 Offset 0									
Channel	Frequency (MHz)	ERP (dBm)	Limit (dBm)	Over Limit (dB)	SPA Reading (dBm)	S.G. Power (dBm)	TX Cable loss (dB)	TX Antenna Gain (dBi)	Polarization (H/V)
Middle	1414	-65.67	-13	-52.67	-61.51	-66.57	1.14	4.19	H
	2121	-67.00	-13	-54.00	-66.46	-68.46	1.4	5.01	H
	2828	-66.41	-13	-53.41	-67.05	-68.94	1.63	6.31	H
	1414	-64.19	-13	-51.19	-59.06	-65.09	1.14	4.19	V
	2121	-68.95	-13	-55.95	-67.07	-70.41	1.4	5.01	V
	2828	-66.09	-13	-53.09	-68.21	-68.62	1.63	6.31	V

Remark: Spurious emissions within 30-1000MHz were found more than 20dB below limit line.

LTE Band 12 / 3MHz / QPSK / RB Size 1 Offset 0									
Channel	Frequency (MHz)	ERP (dBm)	Limit (dBm)	Over Limit (dB)	SPA Reading (dBm)	S.G. Power (dBm)	TX Cable loss (dB)	TX Antenna Gain (dBi)	Polarization (H/V)
Middle	1412	-63.12	-13	-50.12	-58.96	-64.02	1.14	4.19	H
	2118	-65.15	-13	-52.15	-64.61	-66.61	1.4	5.01	H
	2825	-67.37	-13	-54.37	-68.01	-69.90	1.63	6.31	H
	1412	-61.94	-13	-48.94	-56.81	-62.84	1.14	4.19	V
	2118	-67.82	-13	-54.82	-65.94	-69.28	1.4	5.01	V
	2825	-66.28	-13	-53.28	-68.4	-68.81	1.63	6.31	V

Remark: Spurious emissions within 30-1000MHz were found more than 20dB below limit line.

LTE Band 12 / 5MHz / QPSK / RB Size 1 Offset 0									
Channel	Frequency (MHz)	ERP (dBm)	Limit (dBm)	Over Limit (dB)	SPA Reading (dBm)	S.G. Power (dBm)	TX Cable loss (dB)	TX Antenna Gain (dBi)	Polarization (H/V)
Middle	1410	-61.71	-13	-48.71	-57.55	-62.61	1.14	4.19	H
	2116	-66.06	-13	-53.06	-65.52	-67.52	1.4	5.01	H
	2821	-66.95	-13	-53.95	-67.59	-69.48	1.63	6.31	H
	1410	-61.58	-13	-48.58	-56.45	-62.48	1.14	4.19	V
	2116	-67.96	-13	-54.96	-66.08	-69.42	1.4	5.01	V
	2821	-65.88	-13	-52.88	-68	-68.41	1.63	6.31	V

Remark: Spurious emissions within 30-1000MHz were found more than 20dB below limit line.

LTE Band 12 / 10MHz / QPSK / RB Size 1 Offset 0									
Channel	Frequency (MHz)	ERP (dBm)	Limit (dBm)	Over Limit (dB)	SPA Reading (dBm)	S.G. Power (dBm)	TX Cable loss (dB)	TX Antenna Gain (dBi)	Polarization (H/V)
Middle	1406	-61.27	-13	-48.27	-57.11	-62.17	1.14	4.19	H
	2108	-64.94	-13	-51.94	-64.40	-66.40	1.4	5.01	H
	2812	-67.44	-13	-54.44	-68.08	-69.97	1.63	6.31	H
	1406	-59.35	-13	-46.35	-54.74	-60.25	1.14	4.19	V
	2108	-67.01	-13	-54.01	-65.13	-68.47	1.4	5.01	V
	2812	-66.41	-13	-53.41	-68.53	-68.94	1.63	6.31	V

Spurious emissions within 30-1000MHz were found more than 20dB below limit line.

LTE Band 13 / 5MHz / QPSK / RB Size 1 Offset 0									
Channel	Frequency (MHz)	ERP (dBm)	Limit (dBm)	Over Limit (dB)	SPA Reading (dBm)	S.G. Power (dBm)	TX Cable loss (dB)	TX Antenna Gain (dBi)	Polarization (H/V)
Middle	1560	-61.86	-40	-21.86	-57.70	-64.91	1.14	4.19	H
	2339	-68.20	-13	-55.20	-67.66	-69.66	1.4	5.01	H
	3120	-70.38	-13	-57.38	-71.02	-72.91	1.63	6.31	H
	1560	-61.50	-40	-21.50	-56.37	-64.55	1.14	4.19	V
	2339	-69.52	-13	-56.52	-67.64	-70.98	1.4	5.01	V
	3120	-68.51	-13	-55.51	-70.63	-71.04	1.63	6.31	V

Remark: Spurious emissions within 30-1000MHz were found more than 20dB below limit line.

LTE Band 13 / 10MHz / QPSK									
Channel	Frequency (MHz)	ERP (dBm)	Limit (dBm)	Over Limit (dB)	SPA Reading (dBm)	S.G. Power (dBm)	TX Cable loss (dB)	TX Antenna Gain (dBi)	Polarization (H/V)
Middle	1554	-62.57	-13	-49.57	-58.41	-63.47	1.14	4.19	H
	2333	-68.09	-13	-55.09	-67.55	-69.55	1.4	5.01	H
	3111	-70.73	-13	-57.73	-71.37	-73.26	1.63	6.31	H
	1554	-63.59	-13	-50.59	-58.46	-64.49	1.14	4.19	V
	2333	-68.49	-13	-55.49	-66.61	-69.95	1.4	5.01	V
	3111	-69.25	-13	-56.25	-71.37	-71.78	1.63	6.31	V

Remark: Spurious emissions within 30-1000MHz were found more than 20dB below limit line.

LTE Band 17 / 5MHz / QPSK / RB Size 1 Offset 0									
Channel	Frequency (MHz)	ERP (dBm)	Limit (dBm)	Over Limit (dB)	SPA Reading (dBm)	S.G. Power (dBm)	TX Cable loss (dB)	TX Antenna Gain (dBi)	Polarization (H/V)
Middle	1416	-60.41	-13	-47.41	-56.25	-61.31	1.14	4.19	H
	2123.5	-68.39	-13	-55.39	-67.85	-69.85	1.4	5.01	H
	2831	-66.95	-13	-53.95	-67.59	-69.48	1.63	6.31	H
	1416	-59.45	-13	-46.45	-54.76	-60.35	1.14	4.19	V
	2123.5	-69.65	-13	-56.65	-67.77	-71.11	1.4	5.01	V
	2832	-65.63	-13	-52.63	-67.75	-68.16	1.63	6.31	V

Remark: Spurious emissions within 30-1000MHz were found more than 20dB below limit line.

LTE Band 17 / 10MHz / QPSK / RB Size 1 Offset 0									
Channel	Frequency (MHz)	ERP (dBm)	Limit (dBm)	Over Limit (dB)	SPA Reading (dBm)	S.G. Power (dBm)	TX Cable loss (dB)	TX Antenna Gain (dBi)	Polarization (H/V)
Middle	1410	-55.39	-13	-42.39	-53.12	-56.29	1.14	4.19	H
	2117	-66.74	-13	-53.74	-66.20	-68.20	1.4	5.01	H
	2822	-67.24	-13	-54.24	-67.88	-69.77	1.63	6.31	H
	1410	-51.25	-13	-38.25	-49.98	-52.15	1.14	4.19	V
	2117	-67.02	-13	-54.02	-65.14	-68.48	1.4	5.01	V
	2822	-65.43	-13	-52.43	-67.55	-67.96	1.63	6.31	V

Remark: Spurious emissions within 30-1000MHz were found more than 20dB below limit line.

LTE Band 25 / 1.4MHz / QPSK									
Channel	Frequency (MHz)	EIRP (dBm)	Limit (dBm)	Over Limit (dB)	SPA Reading (dBm)	S.G. Power (dBm)	TX Cable loss (dB)	TX Antenna Gain (dBi)	Polarization (H/V)
Middle	3759	-68.18	-13	-55.18	-71.69	-73.17	1.88	6.87	H
	5638	-64.49	-13	-51.49	-72.68	-71.79	2.38	9.68	H
	7518	-62.34	-13	-49.34	-74.37	-71.41	2.74	11.81	H
	3759	-66.53	-13	-53.53	-70.32	-71.52	1.88	6.87	V
	5638	-64.11	-13	-51.11	-72.68	-71.41	2.38	9.68	V
	7518	-63.67	-13	-50.67	-74.38	-72.74	2.74	11.81	V

Remark: Spurious emissions within 30-1000MHz were found more than 20dB below limit line.

LTE Band 25 / 3MHz / QPSK									
Channel	Frequency (MHz)	EIRP (dBm)	Limit (dBm)	Over Limit (dB)	SPA Reading (dBm)	S.G. Power (dBm)	TX Cable loss (dB)	TX Antenna Gain (dBi)	Polarization (H/V)
Middle	3756	-67.54	-13	-54.54	-71.05	-72.53	1.88	6.87	H
	5636	-63.91	-13	-50.91	-72.10	-71.21	2.38	9.68	H
	7515	-62.74	-13	-49.74	-74.77	-71.81	2.74	11.81	H
	3756	-67.46	-13	-54.46	-71.25	-72.45	1.88	6.87	V
	5636	-64.04	-13	-51.04	-72.61	-71.34	2.38	9.68	V
	7515	-63.89	-13	-50.89	-74.6	-72.96	2.74	11.81	V

Remark: Spurious emissions within 30-1000MHz were found more than 20dB below limit line.

LTE Band 25 / 5MHz / QPSK									
Channel	Frequency (MHz)	EIRP (dBm)	Limit (dBm)	Over Limit (dB)	SPA Reading (dBm)	S.G. Power (dBm)	TX Cable loss (dB)	TX Antenna Gain (dBi)	Polarization (H/V)
Middle	3756	-67.54	-13	-54.54	-71.05	-72.53	1.88	6.87	H
	5633.5	-65.17	-13	-52.17	-73.36	-72.47	2.38	9.68	H
	7512	-62.47	-13	-49.47	-74.50	-71.54	2.74	11.81	H
	3756	-67.34	-13	-54.34	-71.13	-72.33	1.88	6.87	V
	5633.5	-64.74	-13	-51.74	-73.31	-72.04	2.38	9.68	V
	7512	-62.72	-13	-49.72	-73.43	-71.79	2.74	11.81	V

Remark: Spurious emissions within 30-1000MHz were found more than 20dB below limit line.

LTE Band 25 / 10MHz / QPSK									
Channel	Frequency (MHz)	EIRP (dBm)	Limit (dBm)	Over Limit (dB)	SPA Reading (dBm)	S.G. Power (dBm)	TX Cable loss (dB)	TX Antenna Gain (dBi)	Polarization (H/V)
Middle	3750	-68.05	-13	-55.05	-71.56	-73.04	1.88	6.87	H
	5627	-65.22	-13	-52.22	-73.41	-72.52	2.38	9.68	H
	7503	-62.59	-13	-49.59	-74.62	-71.66	2.74	11.81	H
	3750	-67.45	-13	-54.45	-71.24	-72.44	1.88	6.87	V
	5627	-64.50	-13	-51.50	-73.07	-71.80	2.38	9.68	V
	7503	-63.95	-13	-50.95	-74.66	-73.02	2.74	11.81	V

Remark: Spurious emissions within 30-1000MHz were found more than 20dB below limit line.

LTE Band 25 / 15MHz / QPSK									
Channel	Frequency (MHz)	EIRP (dBm)	Limit (dBm)	Over Limit (dB)	SPA Reading (dBm)	S.G. Power (dBm)	TX Cable loss (dB)	TX Antenna Gain (dBi)	Polarization (H/V)
Middle	3747	-67.45	-13	-54.45	-70.96	-72.44	1.88	6.87	H
	5620	-63.76	-13	-50.76	-71.95	-71.06	2.38	9.68	H
	7494	-62.59	-13	-49.59	-74.62	-71.66	2.74	11.81	H
	3747	-67.10	-13	-54.10	-70.89	-72.09	1.88	6.87	V
	5620	-64.92	-13	-51.92	-73.49	-72.22	2.38	9.68	V
	7494	-63.88	-13	-50.88	-74.59	-72.95	2.74	11.81	V

Remark: Spurious emissions within 30-1000MHz were found more than 20dB below limit line.

LTE Band 25 / 20MHz / QPSK									
Channel	Frequency (MHz)	EIRP (dBm)	Limit (dBm)	Over Limit (dB)	SPA Reading (dBm)	S.G. Power (dBm)	TX Cable loss (dB)	TX Antenna Gain (dBi)	Polarization (H/V)
Middle	3741	-66.85	-13	-53.85	-70.36	-71.84	1.88	6.87	H
	5613	-63.53	-13	-50.53	-71.72	-70.83	2.38	9.68	H
	7485	-62.35	-13	-49.35	-74.38	-71.42	2.74	11.81	H
	3741	-65.01	-13	-52.01	-68.8	-70.00	1.88	6.87	V
	5613	-64.05	-13	-51.05	-72.62	-71.35	2.38	9.68	V
	7485	-63.75	-13	-50.75	-74.46	-72.82	2.74	11.81	V

Remark: Spurious emissions within 30-1000MHz were found more than 20dB below limit line.

LTE Band 26 / 1.4MHz / QPSK									
Channel	Frequency (MHz)	ERP (dBm)	Limit (dBm)	Over Limit (dB)	SPA Reading (dBm)	S.G. Power (dBm)	TX Cable loss (dB)	TX Antenna Gain (dBi)	Polarization (H/V)
Middle	1672	-64.43	-13	-51.43	-63.06	-66.29	1.19	5.20	H
	2508	-65.78	-13	-52.78	-68.77	-68.00	1.53	5.90	H
	3345	-67.31	-13	-54.31	-71.26	-70.10	1.76	6.70	H
	1672	-64.66	-13	-51.66	-62.62	-66.52	1.19	5.20	V
	2508	-66.60	-13	-53.60	-68.58	-68.82	1.53	5.90	V
	3345	-67.67	-13	-54.67	-70.99	-70.46	1.76	6.70	V

Remark: Spurious emissions within 30-1000MHz were found more than 20dB below limit line.

LTE Band 26 / 3MHz / QPSK									
Channel	Frequency (MHz)	ERP (dBm)	Limit (dBm)	Over Limit (dB)	SPA Reading (dBm)	S.G. Power (dBm)	TX Cable loss (dB)	TX Antenna Gain (dBi)	Polarization (H/V)
Middle	1670	-63.11	-13	-50.11	-61.74	-64.97	1.19	5.20	H
	2506	-65.55	-13	-52.55	-68.54	-67.77	1.53	5.90	H
	3342	-67.05	-13	-54.05	-71.00	-69.84	1.76	6.70	H
	1670	-63.28	-13	-50.28	-61.24	-65.14	1.19	5.20	V
	2506	-49.15	-13	-36.15	-52.3	-51.37	1.53	5.90	V
	3342	-67.95	-13	-54.95	-71.27	-70.74	1.76	6.70	V

Remark: Spurious emissions within 30-1000MHz were found more than 20dB below limit line.

LTE Band 26 / 5MHz / QPSK									
Channel	Frequency (MHz)	ERP (dBm)	Limit (dBm)	Over Limit (dB)	SPA Reading (dBm)	S.G. Power (dBm)	TX Cable loss (dB)	TX Antenna Gain (dBi)	Polarization (H/V)
Middle	1668	-60.24	-13	-47.24	-58.87	-62.10	1.19	5.20	H
	2502	-63.73	-13	-50.73	-66.72	-65.95	1.53	5.90	H
	3336	-66.72	-13	-53.72	-70.67	-69.51	1.76	6.70	H
	1668	-61.63	-13	-48.63	-59.59	-63.49	1.19	5.20	V
	2502	-56.61	-13	-43.61	-58.59	-58.83	1.53	5.90	V
	3336	-68.00	-13	-55.00	-71.32	-70.79	1.76	6.70	V

Remark: Spurious emissions within 30-1000MHz were found more than 20dB below limit line.

LTE Band 26 / 10MHz / QPSK									
Channel	Frequency (MHz)	ERP (dBm)	Limit (dBm)	Over Limit (dB)	SPA Reading (dBm)	S.G. Power (dBm)	TX Cable loss (dB)	TX Antenna Gain (dBi)	Polarization (H/V)
Middle	1664	-59.49	-13	-46.49	-58.12	-61.35	1.19	5.20	H
	2496	-64.70	-13	-51.70	-67.69	-66.92	1.53	5.90	H
	3327	-66.76	-13	-53.76	-70.71	-69.55	1.76	6.70	H
	1664	-58.58	-13	-45.58	-56.54	-60.44	1.19	5.20	V
	2496	-66.10	-13	-53.10	-68.08	-68.32	1.53	5.90	V
	3327	-67.28	-13	-54.28	-70.6	-70.07	1.76	6.70	V

Remark: Spurious emissions within 30-1000MHz were found more than 20dB below limit line.

LTE Band 26 / 15MHz / QPSK									
Channel	Frequency (MHz)	ERP (dBm)	Limit (dBm)	Over Limit (dB)	SPA Reading (dBm)	S.G. Power (dBm)	TX Cable loss (dB)	TX Antenna Gain (dBi)	Polarization (H/V)
Middle	1660	-66.44	-13	-53.44	-65.07	-68.30	1.19	5.20	H
	2490	-64.85	-13	-51.85	-67.84	-67.07	1.53	5.90	H
	3318	-67.38	-13	-54.38	-71.33	-70.17	1.76	6.70	H
	1660	-66.56	-13	-53.56	-64.52	-68.42	1.19	5.20	V
	2490	-66.42	-13	-53.42	-68.4	-68.64	1.53	5.90	V
	3318	-67.82	-13	-54.82	-71.14	-70.61	1.76	6.70	V

Remark: Spurious emissions within 30-1000MHz were found more than 20dB below limit line.

LTE Band 38 / 5MHz / QPSK / RB Size 1 Offset 0									
Channel	Frequency (MHz)	EIRP (dBm)	Limit (dBm)	Over Limit (dB)	SPA Reading (dBm)	S.G. Power (dBm)	TX Cable loss (dB)	TX Antenna Gain (dBi)	Polarization (H/V)
Middle	5184	-69.39	-25	-44.39	-52.92	-76.11	2.40	9.12	H
	7778.5	-64.33	-25	-39.33	-56.67	-73.95	2.87	12.50	H
	10368	-63.86	-25	-38.86	-58.10	-72.78	3.18	12.10	H
	5184	-73.75	-25	-48.75	-53.77	-80.46	2.40	9.12	V
	7778.5	-66.86	-25	-41.86	-56.86	-76.48	2.87	12.50	V
	10368	-63.24	-25	-38.24	-57.92	-72.16	3.18	12.10	V

Remark: Spurious emissions within 30-1000MHz were found more than 20dB below limit line.

LTE Band 38 / 10MHz / QPSK / RB Size 1 Offset 0									
Channel	Frequency (MHz)	EIRP (dBm)	Limit (dBm)	Over Limit (dB)	SPA Reading (dBm)	S.G. Power (dBm)	TX Cable loss (dB)	TX Antenna Gain (dBi)	Polarization (H/V)
Middle	5180	-69.56	-25	-44.56	-53.09	-76.28	2.40	9.12	H
	7772	-60.98	-25	-35.98	-53.32	-70.60	2.87	12.50	H
	10359	-63.57	-25	-38.57	-57.81	-72.49	3.18	12.10	H
	5181	-73.96	-25	-48.96	-53.98	-80.67	2.40	9.12	V
	7772	-63.08	-25	-38.08	-53.08	-72.70	2.87	12.50	V
	10359	-63.30	-25	-38.30	-57.98	-72.22	3.18	12.10	V

Remark: Spurious emissions within 30-1000MHz were found more than 20dB below limit line.

LTE Band 38 / 15MHz / QPSK / RB Size 1 Offset 0									
Channel	Frequency (MHz)	EIRP (dBm)	Limit (dBm)	Over Limit (dB)	SPA Reading (dBm)	S.G. Power (dBm)	TX Cable loss (dB)	TX Antenna Gain (dBi)	Polarization (H/V)
Middle	5176	-70.13	-25	-45.13	-53.66	-76.85	2.40	9.12	H
	7765	-63.71	-25	-38.71	-56.05	-73.33	2.87	12.50	H
	10350	-63.40	-25	-38.40	-57.64	-72.32	3.18	12.10	H
	5176	-73.63	-25	-48.63	-53.65	-80.34	2.40	9.12	V
	7765	-65.49	-25	-40.49	-55.49	-75.11	2.87	12.50	V
	10350	-62.63	-25	-37.63	-57.31	-71.55	3.18	12.10	V

Remark: Spurious emissions within 30-1000MHz were found more than 20dB below limit line.

LTE Band 38 / 20MHz / QPSK / RB Size 1 Offset 0									
Channel	Frequency (MHz)	EIRP (dBm)	Limit (dBm)	Over Limit (dB)	SPA Reading (dBm)	S.G. Power (dBm)	TX Cable loss (dB)	TX Antenna Gain (dBi)	Polarization (H/V)
Middle	5172	-68.61	-25	-43.61	-52.14	-75.33	2.40	9.12	H
	7758	-63.85	-25	-38.85	-56.19	-73.47	2.87	12.50	H
	10341	-63.35	-25	-38.35	-57.59	-72.27	3.18	12.10	H
	5172	-73.84	-25	-48.84	-53.86	-80.55	2.40	9.12	V
	7758	-66.63	-25	-41.63	-56.63	-76.25	2.87	12.50	V
	10341	-63.29	-25	-38.29	-57.97	-72.21	3.18	12.10	V

Remark: Spurious emissions within 30-1000MHz were found more than 20dB below limit line.

LTE Band 41 / 5MHz / QPSK									
Channel	Frequency (MHz)	EIRP (dBm)	Limit (dBm)	Over Limit (dB)	SPA Reading (dBm)	S.G. Power (dBm)	TX Cable loss (dB)	TX Antenna Gain (dBi)	Polarization (H/V)
Middle	5180	-70.20	-25	-45.20	-53.73	-76.92	2.40	9.12	H
	7772	-63.47	-25	-38.47	-55.81	-73.09	2.87	12.50	H
	10359	-63.19	-25	-38.19	-57.43	-72.11	3.18	12.10	H
	5180	-72.23	-25	-47.23	-52.25	-78.94	2.40	9.12	V
	7772	-66.65	-25	-41.65	-56.65	-76.27	2.87	12.50	V
	10359	-63.12	-25	-38.12	-57.8	-72.04	3.18	12.10	V

Remark: Spurious emissions within 30-1000MHz were found more than 20dB below limit line.

LTE Band 41 / 10MHz / QPSK									
Channel	Frequency (MHz)	EIRP (dBm)	Limit (dBm)	Over Limit (dB)	SPA Reading (dBm)	S.G. Power (dBm)	TX Cable loss (dB)	TX Antenna Gain (dBi)	Polarization (H/V)
Middle	5176	-70.23	-25	-45.23	-53.76	-76.95	2.40	9.12	H
	7766	-64.73	-25	-39.73	-57.07	-74.35	2.87	12.50	H
	10350	-63.43	-25	-38.43	-57.67	-72.35	3.18	12.10	H
	5176	-72.65	-25	-47.65	-52.67	-79.36	2.40	9.12	V
	7766	-66.55	-25	-41.55	-56.55	-76.17	2.87	12.50	V
	10350	-63.10	-25	-38.10	-57.78	-72.02	3.18	12.10	V

Remark: Spurious emissions within 30-1000MHz were found more than 20dB below limit line.

LTE Band 41 / 15MHz / QPSK									
Channel	Frequency (MHz)	EIRP (dBm)	Limit (dBm)	Over Limit (dB)	SPA Reading (dBm)	S.G. Power (dBm)	TX Cable loss (dB)	TX Antenna Gain (dBi)	Polarization (H/V)
Middle	5172	-70.14	-25	-45.14	-53.67	-76.86	2.40	9.12	H
	7759	-63.75	-25	-38.75	-56.09	-73.37	2.87	12.50	H
	10341	-62.78	-25	-37.78	-57.02	-71.70	3.18	12.10	H
	5172	-72.91	-25	-47.91	-52.93	-79.62	2.40	9.12	V
	7759	-66.08	-25	-41.08	-56.08	-75.70	2.87	12.50	V
	10341	-62.43	-25	-37.43	-57.11	-71.35	3.18	12.10	V

Remark: Spurious emissions within 30-1000MHz were found more than 20dB below limit line.

LTE Band 41 / 20MHz / QPSK									
Channel	Frequency (MHz)	EIRP (dBm)	Limit (dBm)	Over Limit (dB)	SPA Reading (dBm)	S.G. Power (dBm)	TX Cable loss (dB)	TX Antenna Gain (dBi)	Polarization (H/V)
Middle	5168	-70.49	-25	-45.49	-54.02	-77.21	2.40	9.12	H
	7752	-63.87	-25	-38.87	-56.21	-73.49	2.87	12.50	H
	10332	-62.88	-25	-37.88	-57.12	-71.80	3.18	12.10	H
	5168	-72.02	-25	-47.02	-52.04	-78.73	2.40	9.12	V
	7752	-65.91	-25	-40.91	-55.91	-75.53	2.87	12.50	V
	10332	-62.89	-25	-37.89	-57.57	-71.81	3.18	12.10	V

Remark: Spurious emissions within 30-1000MHz were found more than 20dB below limit line.

LTE Band 66 / 1.4MHz / QPSK / RB Size 1 Offset 0									
Channel	Frequency (MHz)	EIRP (dBm)	Limit (dBm)	Over Limit (dB)	SPA Reading (dBm)	S.G. Power (dBm)	TX Cable loss (dB)	TX Antenna Gain (dBi)	Polarization (H/V)
Middle	3489	-58.86	-13	-45.86	-65.65	-63.75	1.81	6.70	H
	5232	-60.22	-13	-47.22	-72.90	-67.12	2.23	9.13	H
	6978	-58.55	-13	-45.55	-73.73	-66.61	2.60	10.66	H
	3489	-63.74	-13	-50.74	-68.94	-68.63	1.81	6.70	V
	5232	-58.52	-13	-45.52	-72.07	-65.42	2.23	9.13	V
	6978	-58.72	-13	-45.72	-73.77	-66.78	2.6	10.66	V

Remark: Spurious emissions within 30-1000MHz were found more than 20dB below limit line.

LTE Band 66 / 3MHz / QPSK									
Channel	Frequency (MHz)	EIRP (dBm)	Limit (dBm)	Over Limit (dB)	SPA Reading (dBm)	S.G. Power (dBm)	TX Cable loss (dB)	TX Antenna Gain (dBi)	Polarization (H/V)
Middle	3486	-58.74	-13	-45.74	-65.53	-63.63	1.81	6.70	H
	5232	-59.33	-13	-46.33	-72.01	-66.23	2.23	9.13	H
	6975	-59.32	-13	-46.32	-74.50	-67.38	2.60	10.66	H
	3486	-63.42	-13	-50.42	-68.62	-68.31	1.81	6.70	V
	5232	-58.53	-13	-45.53	-72.08	-65.43	2.23	9.13	V
	6975	-59.68	-13	-46.68	-74.73	-67.74	2.6	10.66	V

Remark: Spurious emissions within 30-1000MHz were found more than 20dB below limit line.

LTE Band 66 / 5MHz / QPSK / RB Size 1 Offset 0									
Channel	Frequency (MHz)	EIRP (dBm)	Limit (dBm)	Over Limit (dB)	SPA Reading (dBm)	S.G. Power (dBm)	TX Cable loss (dB)	TX Antenna Gain (dBi)	Polarization (H/V)
Middle	3486	-58.50	-13	-45.50	-65.29	-63.39	1.81	6.70	H
	5229	-59.55	-13	-46.55	-72.23	-66.45	2.23	9.13	H
	6972	-59.03	-13	-46.03	-74.21	-67.09	2.60	10.66	H
	3486	-62.14	-13	-49.14	-67.34	-67.03	1.81	6.70	V
	5229	-58.49	-13	-45.49	-72.04	-65.39	2.23	9.13	V
	6972	-58.77	-13	-45.77	-73.82	-66.83	2.6	10.66	V

Remark: Spurious emissions within 30-1000MHz were found more than 20dB below limit line.

LTE Band 66 / 10MHz / QPSK / RB Size 1 Offset 0									
Channel	Frequency (MHz)	EIRP (dBm)	Limit (dBm)	Over Limit (dB)	SPA Reading (dBm)	S.G. Power (dBm)	TX Cable loss (dB)	TX Antenna Gain (dBi)	Polarization (H/V)
Middle	3480	-57.32	-13	-44.32	-64.11	-62.21	1.81	6.70	H
	5223	-60.51	-13	-47.51	-73.19	-67.41	2.23	9.13	H
	6963	-59.89	-13	-46.89	-75.07	-67.95	2.60	10.66	H
	3480	-61.37	-13	-48.37	-66.57	-66.26	1.81	6.70	V
	5223	-59.16	-13	-46.16	-72.71	-66.06	2.23	9.13	V
	6963	-59.25	-13	-46.25	-74.3	-67.31	2.6	10.66	V

Remark: Spurious emissions within 30-1000MHz were found more than 20dB below limit line.

LTE Band 66 / 15MHz / QPSK / RB Size 1 Offset 0									
Channel	Frequency (MHz)	EIRP (dBm)	Limit (dBm)	Over Limit (dB)	SPA Reading (dBm)	S.G. Power (dBm)	TX Cable loss (dB)	TX Antenna Gain (dBi)	Polarization (H/V)
Middle	3477	-56.77	-13	-43.77	-63.56	-61.66	1.81	6.70	H
	5214	-59.88	-13	-46.88	-72.56	-66.78	2.23	9.13	H
	6954	-58.66	-13	-45.66	-73.84	-66.72	2.60	10.66	H
	3477	-59.73	-13	-46.73	-64.93	-64.62	1.81	6.70	V
	5214	-59.11	-13	-46.11	-72.66	-66.01	2.23	9.13	V
	6954	-60.50	-13	-47.50	-75.55	-68.56	2.6	10.66	V

Remark: Spurious emissions within 30-1000MHz were found more than 20dB below limit line.

LTE Band 66 / 20MHz / QPSK / RB Size 1 Offset 0									
Channel	Frequency (MHz)	EIRP (dBm)	Limit (dBm)	Over Limit (dB)	SPA Reading (dBm)	S.G. Power (dBm)	TX Cable loss (dB)	TX Antenna Gain (dBi)	Polarization (H/V)
Middle	3471	-55.50	-13	-42.50	-62.29	-60.39	1.81	6.70	H
	5208	-59.14	-13	-46.14	-71.82	-66.04	2.23	9.13	H
	6945	-59.31	-13	-46.31	-74.49	-67.37	2.60	10.66	H
	3471	-62.00	-13	-49.00	-67.2	-66.89	1.81	6.70	V
	5208	-58.42	-13	-45.42	-71.97	-65.32	2.23	9.13	V
	6945	-58.55	-13	-45.55	-73.6	-66.61	2.6	10.66	V

Remark: Spurious emissions within 30-1000MHz were found more than 20dB below limit line.