Add: No.51 Xueyuan Road, Haidian District, Beijing, 100191, China
Tel: +86-10-62304633-2079 Fax: +86-10-62304633-2504
E-mail: cttl@chinattl.com Http://www.chinattl.cn

# Appendix

## Antenna Parameters with Head TSL

| | |
|---|---|
| Impedance, transformed to feed point | 50.0Ω- 3.20jΩ |
| Return Loss | - 29.9dB |

## Antenna Parameters with Body TSL

| | |
|---|---|
| Impedance, transformed to feed point | 46.8Ω- 1.59jΩ |
| Return Loss | - 28.7dB |

## General Antenna Parameters and Design

| | |
|---|---|
| Electrical Delay (one direction) | 1.282 ns |

After long term use with 100W radiated power, only a slight warming of the dipole near the feedpoint can be measured.

The dipole is made of standard semirigid coaxial cable. The center conductor of the feeding line is directly connected to the second arm of the dipole. The antenna is therefore short-circuited for DC-signals. On some of the dipoles, small end caps are added to the dipole arms in order to improve matching when loaded according to the position as explained in the "Measurement Conditions" paragraph. The SAR data are not affected by this change. The overall dipole length is still according to the Standard.
No excessive force must be applied to the dipole arms, because they might bend or the soldered connections near the feedpoint may be damaged.

## Additional EUT Data

| | |
|---|---|
| Manufactured by | SPEAG |

In Collaboration with
s p e a g
CALIBRATION LABORATORY

Add: No.51 Xueyuan Road, Haidian District, Beijing, 100191, China
Tel: +86-10-62304633-2079 Fax: +86-10-62304633-2504
E-mail: cttl@chinattl.com Http://www.chinattl.cn

**DASY5 Validation Report for Head TSL** Date: 11.21.2016

Test Laboratory: CTTL, Beijing, China

**DUT: Dipole 835 MHz; Type: D835V2; Serial: D835V2 - SN: 4d091**

Communication System: UID 0, CW; Frequency: 835 MHz; Duty Cycle: 1:1

Medium parameters used: f = 835 MHz; $\sigma$ = 0.916 S/m; $\varepsilon_r$ = 41.41; $\rho$ = 1000 kg/m$^3$

Phantom section: Center Section

Measurement Standard: DASY5 (IEEE/IEC/ANSI C63.19-2007)

DASY5 Configuration:

- Probe: EX3DV4 - SN7433; ConvF(9.82, 9.82, 9.82); Calibrated: 9/26/2016;
- Sensor-Surface: 2mm (Mechanical Surface Detection)
- Electronics: DAE4 Sn771; Calibrated: 2/2/2016
- Phantom: Triple Flat Phantom 5.1C; Type: QD 000 P51 CA; Serial: 1161/1
- Measurement SW: DASY52, Version 52.8 (8); SEMCAD X Version 14.6.10 (7372)

**Dipole Calibration/Zoom Scan (7x7x7) (7x7x7)/Cube 0:** Measurement grid: dx=5mm, dy=5mm, dz=5mm

Reference Value = 58.29V/m; Power Drift = -0.02 dB

Peak SAR (extrapolated) = 3.54 W/kg

**SAR(1 g) = 2.36 W/kg; SAR(10 g) = 1.54 W/kg**

Maximum value of SAR (measured) = 3.01 W/kg




**0 dB = 3.01 W/kg = 4.79 dBW/kg**

In Collaboration with
s p e a g
CALIBRATION LABORATORY

Add: No.51 Xueyuan Road, Haidian District, Beijing, 100191, China
Tel: +86-10-62304633-2079 Fax: +86-10-62304633-2504
E-mail: cttl@chinattl.com Http://www.chinattl.cn

## Impedance Measurement Plot for Head TSL

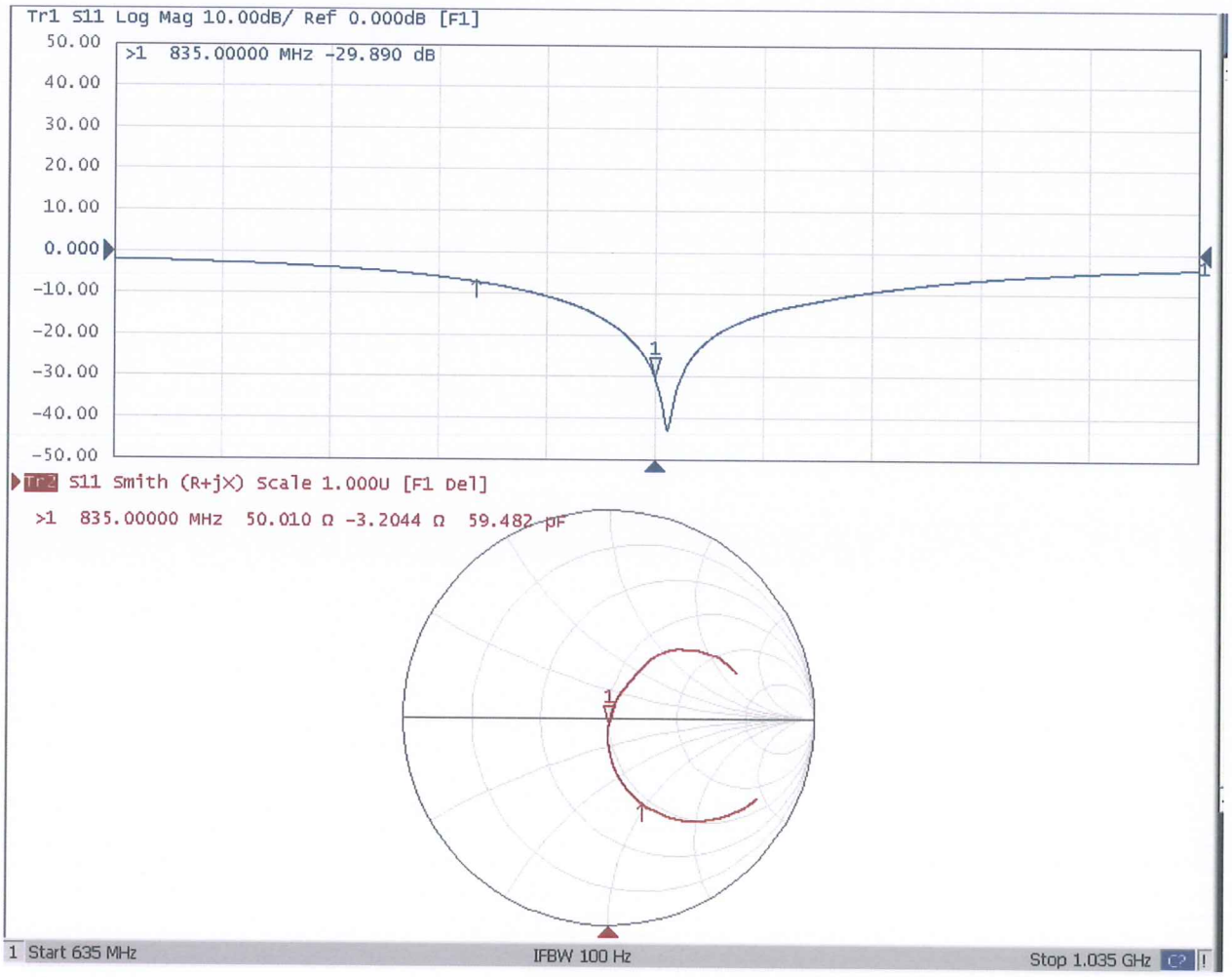

In Collaboration with
s p e a g
CALIBRATION LABORATORY

Add: No.51 Xueyuan Road, Haidian District, Beijing, 100191, China
Tel: +86-10-62304633-2079 Fax: +86-10-62304633-2504
E-mail: cttl@chinattl.com Http://www.chinattl.cn

**DASY5 Validation Report for Body TSL** Date: 11.22.2016

Test Laboratory: CTTL, Beijing, China

**DUT: Dipole 835 MHz; Type: D835V2; Serial: D835V2 - SN: 4d091**

Communication System: UID 0, CW; Frequency: 835 MHz; Duty Cycle: 1:1

Medium parameters used: f = 835 MHz; $\sigma$ = 0.954 S/m; $\varepsilon_r$ = 54.22; $\rho$ = 1000 kg/m$^3$

Phantom section: Left Section

Measurement Standard: DASY5 (IEEE/IEC/ANSI C63.19-2007)

DASY5 Configuration:

- Probe: EX3DV4 - SN7433; ConvF(9.5,9.5, 9.5); Calibrated: 9/26/2016;
- Sensor-Surface: 2mm (Mechanical Surface Detection)
- Electronics: DAE4 Sn771; Calibrated: 2/2/2016
- Phantom: Triple Flat Phantom 5.1C; Type: QD 000 P51 CA; Serial: 1161/1
- Measurement SW: DASY52, Version 52.8 (8); SEMCAD X Version 14.6.10 (7372)

**Dipole Calibration/Zoom Scan (7x7x7) (7x7x7)/Cube 0:** Measurement grid: dx=5mm, dy=5mm, dz=5mm

Reference Value = 55.98 V/m; Power Drift = -0.05 dB

Peak SAR (extrapolated) = 3.49 W/kg

**SAR(1 g) = 2.4 W/kg; SAR(10 g) = 1.6 W/kg**

Maximum value of SAR (measured) = 3.01 W/kg




**0 dB = 3.01 W/kg = 4.79 dBW/kg**

In Collaboration with
s p e a g
CALIBRATION LABORATORY

Add: No.51 Xueyuan Road, Haidian District, Beijing, 100191, China
Tel: +86-10-62304633-2079 Fax: +86-10-62304633-2504
E-mail: cttl@chinattl.com Http://www.chinattl.cn

## Impedance Measurement Plot for Body TSL

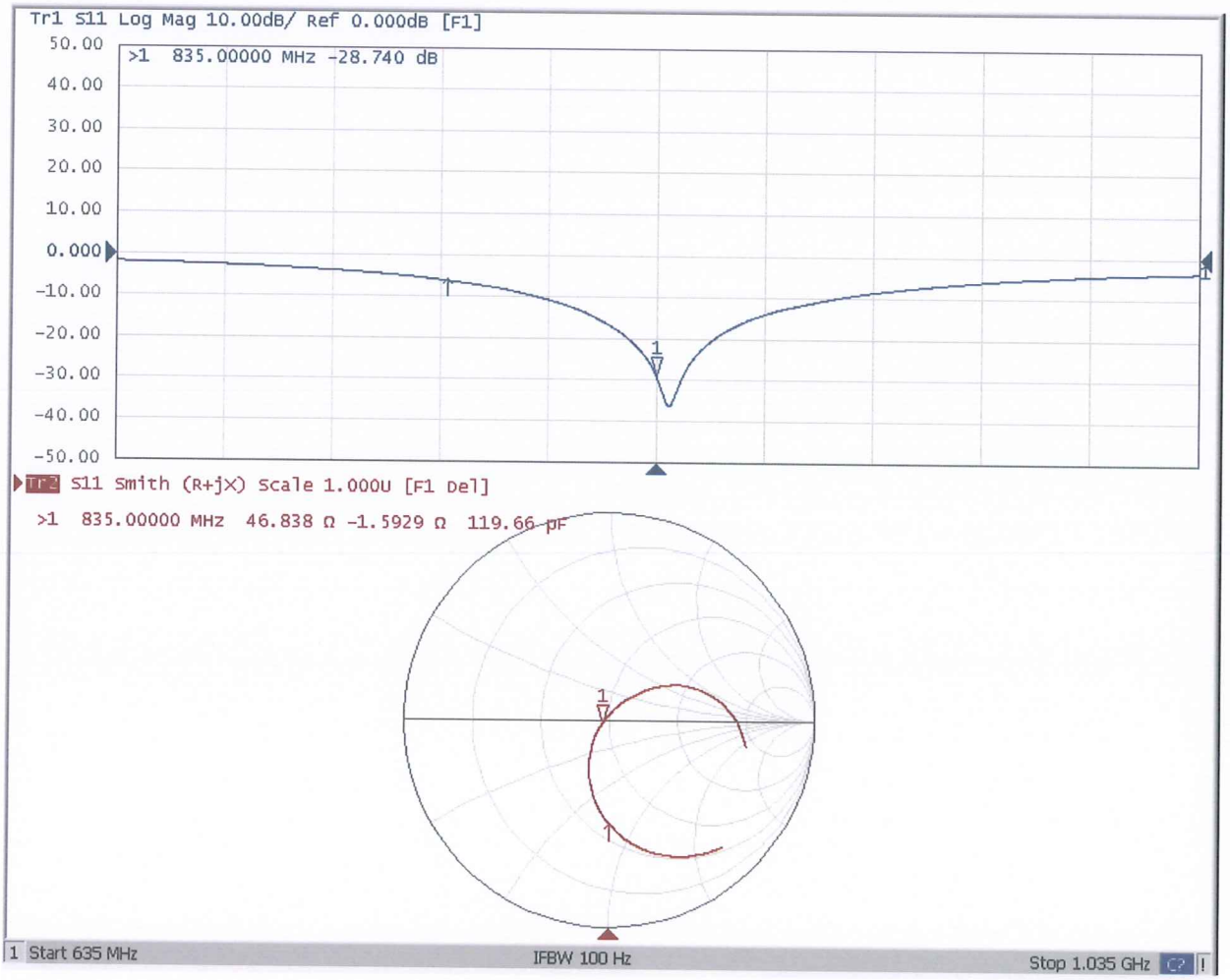

In Collaboration with
s p e a g
CALIBRATION LABORATORY

Add: No.51 Xueyuan Road, Haidian District, Beijing, 100191, China
Tel: +86-10-62304633-2079 Fax: +86-10-62304633-2504
E-mail: cttl@chinattl.com Http://www.chinattl.cn

中国认可
国际互认
校准
CALIBRATION
CNAS L0570

Client **Sporton-CN** **Certificate No: Z16-97226**

# CALIBRATION CERTIFICATE

| | |
|---|---|
| Object | D1750V2 - SN: 1069 |
| Calibration Procedure(s) | FD-Z11-003-01<br>Calibration Procedures for dipole validation kits |
| Calibration date: | November 23, 2016 |

This calibration Certificate documents the traceability to national standards, which realize the physical units of measurements(SI). The measurements and the uncertainties with confidence probability are given on the following pages and are part of the certificate.

All calibrations have been conducted in the closed laboratory facility: environment temperature(22±3)℃ and humidity<70%.

Calibration Equipment used (M&TE critical for calibration)

| Primary Standards | ID # | Cal Date(Calibrated by, Certificate No.) | Scheduled Calibration |
|---|---|---|---|
| Power Meter NRP2 | 101919 | 27-Jun-16 (CTTL, No.J16X04777) | Jun-17 |
| Power sensor NRP-Z91 | 101547 | 27-Jun-16 (CTTL, No.J16X04777) | Jun-17 |
| Reference Probe EX3DV4 | SN 7433 | 26-Sep-16(SPEAG,No.EX3-7433_Sep16) | Sep-17 |
| DAE4 | SN 771 | 02-Feb-16(CTTL-SPEAG,No.Z16-97011) | Feb-17 |
| **Secondary Standards** | **ID #** | **Cal Date(Calibrated by, Certificate No.)** | **Scheduled Calibration** |
| Signal Generator E4438C | MY49071430 | 01-Feb-16 (CTTL, No.J16X00893) | Jan-17 |
| Network Analyzer E5071C | MY46110673 | 26-Jan-16 (CTTL, No.J16X00894) | Jan-17 |

| | Name | Function | Signature |
|---|---|---|---|
| Calibrated by: | Zhao Jing | SAR Test Engineer | |
| Reviewed by: | Qi Dianyuan | SAR Project Leader | |
| Approved by: | Lu Bingsong | Deputy Director of the laboratory | |

Issued: November 27, 2016

This calibration certificate shall not be reproduced except in full without written approval of the laboratory.

Add: No.51 Xueyuan Road, Haidian District, Beijing, 100191, China
Tel: +86-10-62304633-2079 Fax: +86-10-62304633-2504
E-mail: cttl@chinattl.com Http://www.chinattl.cn

**Glossary:**

| | |
|---|---|
| TSL | tissue simulating liquid |
| ConvF | sensitivity in TSL / NORMx,y,z |
| N/A | not applicable or not measured |

**Calibration is Performed According to the Following Standards:**

a) IEEE Std 1528-2013, "IEEE Recommended Practice for Determining the Peak Spatial-Averaged Specific Absorption Rate (SAR) in the Human Head from Wireless Communications Devices: Measurement Techniques", June 2013

b) IEC 62209-1, "Procedure to measure the Specific Absorption Rate (SAR) For hand-held devices used in close proximity to the ear (frequency range of 300MHz to 3GHz)", February 2005

c) IEC 62209-2, "Procedure to measure the Specific Absorption Rate (SAR) For wireless communication devices used in close proximity to the human body (frequency range of 30MHz to 6GHz)", March 2010

d) KDB865664, SAR Measurement Requirements for 100 MHz to 6 GHz

**Additional Documentation:**

e) DASY4/5 System Handbook

**Methods Applied and Interpretation of Parameters:**

- *Measurement Conditions:* Further details are available from the Validation Report at the end of the certificate. All figures stated in the certificate are valid at the frequency indicated.
- *Antenna Parameters with TSL:* The dipole is mounted with the spacer to position its feed point exactly below the center marking of the flat phantom section, with the arms oriented parallel to the body axis.
- *Feed Point Impedance and Return Loss:* These parameters are measured with the dipole positioned under the liquid filled phantom. The impedance stated is transformed from the measurement at the SMA connector to the feed point. The Return Loss ensures low reflected power. No uncertainty required.
- *Electrical Delay:* One-way delay between the SMA connector and the antenna feed point. No uncertainty required.
- *SAR measured:* SAR measured at the stated antenna input power.
- *SAR normalized:* SAR as measured, normalized to an input power of 1 W at the antenna connector.
- *SAR for nominal TSL parameters:* The measured TSL parameters are used to calculate the nominal SAR result.

The reported uncertainty of measurement is stated as the standard uncertainty of Measurement multiplied by the coverage factor k=2, which for a normal distribution Corresponds to a coverage probability of approximately 95%.

Add: No.51 Xueyuan Road, Haidian District, Beijing, 100191, China
Tel: +86-10-62304633-2079 Fax: +86-10-62304633-2504
E-mail: cttl@chinattl.com Http://www.chinattl.cn

## Measurement Conditions

DASY system configuration, as far as not given on page 1.

| | | |
|---|---|---|
| **DASY Version** | DASY52 | 52.8.8.1258 |
| **Extrapolation** | Advanced Extrapolation | |
| **Phantom** | Triple Flat Phantom 5.1C | |
| **Distance Dipole Center - TSL** | 10 mm | with Spacer |
| **Zoom Scan Resolution** | dx, dy, dz = 5 mm | |
| **Frequency** | 1750 MHz ± 1 MHz | |

## Head TSL parameters

The following parameters and calculations were applied.

| | **Temperature** | **Permittivity** | **Conductivity** |
|---|---|---|---|
| **Nominal Head TSL parameters** | 22.0 °C | 40.1 | 1.37 mho/m |
| **Measured Head TSL parameters** | (22.0 ± 0.2) °C | 39.8 ± 6 % | 1.36 mho/m ± 6 % |
| **Head TSL temperature change during test** | <1.0 °C | ---- | ---- |

## SAR result with Head TSL

| **SAR averaged over 1 $cm^3$ (1 g) of Head TSL** | Condition | |
|---|---|---|
| SAR measured | 250 mW input power | 9.34 mW / g |
| SAR for nominal Head TSL parameters | normalized to 1W | **37.5 mW /g ± 20.8 % (k=2)** |
| **SAR averaged over 10 $cm^3$ (10 g) of Head TSL** | Condition | |
| SAR measured | 250 mW input power | 5.01 mW / g |
| SAR for nominal Head TSL parameters | normalized to 1W | **20.1 mW /g ± 20.4 % (k=2)** |

## Body TSL parameters

The following parameters and calculations were applied.

| | **Temperature** | **Permittivity** | **Conductivity** |
|---|---|---|---|
| **Nominal Body TSL parameters** | 22.0 °C | 53.4 | 1.49 mho/m |
| **Measured Body TSL parameters** | (22.0 ± 0.2) °C | 52.5 ± 6 % | 1.51 mho/m ± 6 % |
| **Body TSL temperature change during test** | <1.0 °C | ---- | ---- |

## SAR result with Body TSL

| **SAR averaged over 1 $cm^3$ (1 g) of Body TSL** | Condition | |
|---|---|---|
| SAR measured | 250 mW input power | 9.55 mW / g |
| SAR for nominal Body TSL parameters | normalized to 1W | **37.7 mW /g ± 20.8 % (k=2)** |
| **SAR averaged over 10 $cm^3$ (10 g) of Body TSL** | Condition | |
| SAR measured | 250 mW input power | 5.13 mW / g |
| SAR for nominal Body TSL parameters | normalized to 1W | **20.3 mW /g ± 20.4 % (k=2)** |

Add: No.51 Xueyuan Road, Haidian District, Beijing, 100191, China
Tel: +86-10-62304633-2079 Fax: +86-10-62304633-2504
E-mail: cttl@chinattl.com Http://www.chinattl.cn

## Appendix

### Antenna Parameters with Head TSL

| | |
|---|---|
| Impedance, transformed to feed point | 49.1Ω+ 0.48jΩ |
| Return Loss | - 39.9dB |

### Antenna Parameters with Body TSL

| | |
|---|---|
| Impedance, transformed to feed point | 45.5Ω+ 0.42jΩ |
| Return Loss | - 26.5dB |

### General Antenna Parameters and Design

| | |
|---|---|
| Electrical Delay (one direction) | 1.101 ns |

After long term use with 100W radiated power, only a slight warming of the dipole near the feedpoint can be measured.

The dipole is made of standard semirigid coaxial cable. The center conductor of the feeding line is directly connected to the second arm of the dipole. The antenna is therefore short-circuited for DC-signals. On some of the dipoles, small end caps are added to the dipole arms in order to improve matching when loaded according to the position as explained in the "Measurement Conditions" paragraph. The SAR data are not affected by this change. The overall dipole length is still according to the Standard.
No excessive force must be applied to the dipole arms, because they might bend or the soldered connections near the feedpoint may be damaged.

### Additional EUT Data

| | |
|---|---|
| Manufactured by | SPEAG |

In Collaboration with
s p e a g
CALIBRATION LABORATORY

Add: No.51 Xueyuan Road, Haidian District, Beijing, 100191, China
Tel: +86-10-62304633-2079 Fax: +86-10-62304633-2504
E-mail: cttl@chinattl.com Http://www.chinattl.cn

**DASY5 Validation Report for Head TSL** Date: 11.23.2016

Test Laboratory: CTTL, Beijing, China

**DUT: Dipole 1750 MHz; Type: D1750V2; Serial: D1750V2 - SN: 1069**

Communication System: UID 0, CW; Frequency: 1750 MHz; Duty Cycle: 1:1

Medium parameters used: f = 1750 MHz; σ = 1.357 S/m; εr = 39.79; ρ = 1000 kg/m3

Phantom section: Center Section

Measurement Standard: DASY5 (IEEE/IEC/ANSI C63.19-2007)

DASY5 Configuration:

- Probe: EX3DV4 - SN7433; ConvF(8.25, 8.25, 8.25); Calibrated: 9/26/2016;
- Sensor-Surface: 2mm (Mechanical Surface Detection)
- Electronics: DAE4 Sn771; Calibrated: 2/2/2016
- Phantom: Triple Flat Phantom 5.1C; Type: QD 000 P51 CA; Serial: 1161/1
- Measurement SW: DASY52, Version 52.8 (8); SEMCAD X Version 14.6.10 (7372)

**System Performance Check/Zoom Scan (7x7x7) (7x7x7)/Cube 0:** Measurement grid: dx=5mm, dy=5mm, dz=5mm

Reference Value = 100.3V/m; Power Drift = -0.05 dB

Peak SAR (extrapolated) = 16.7W/kg

**SAR(1 g) = 9.34 W/kg; SAR(10 g) = 5.01 W/kg**

Maximum value of SAR (measured) = 13.2 W/kg

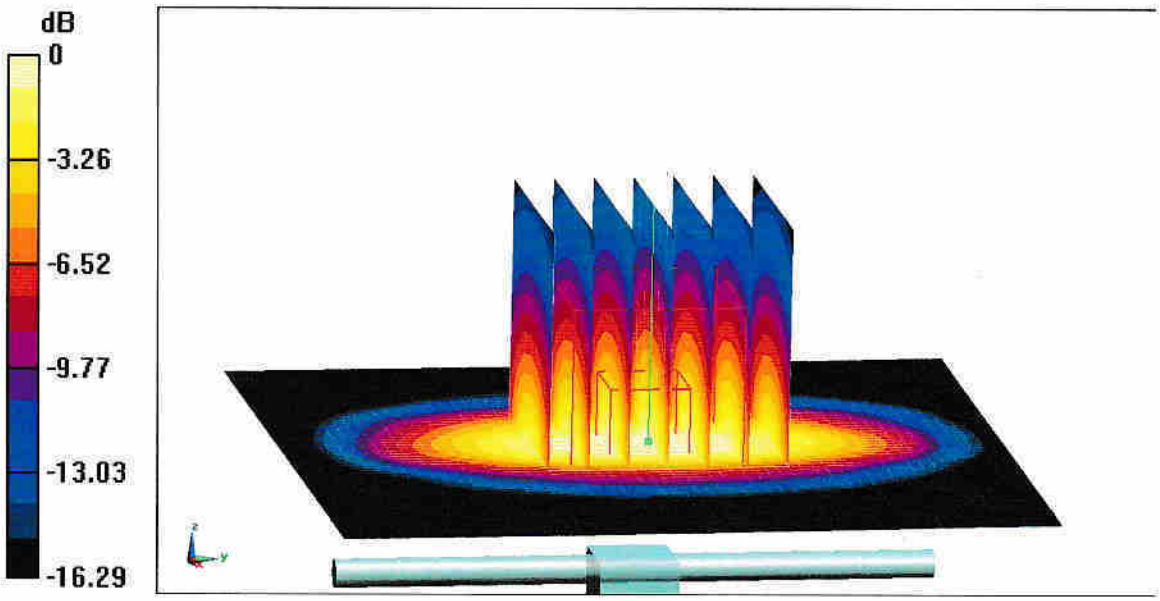


**0 dB = 13.2 W/kg = 11.21 dBW/kg**

In Collaboration with
s p e a g
CALIBRATION LABORATORY

Add: No.51 Xueyuan Road, Haidian District, Beijing, 100191, China
Tel: +86-10-62304633-2079 Fax: +86-10-62304633-2504
E-mail: cttl@chinattl.com Http://www.chinattl.cn

## Impedance Measurement Plot for Head TSL

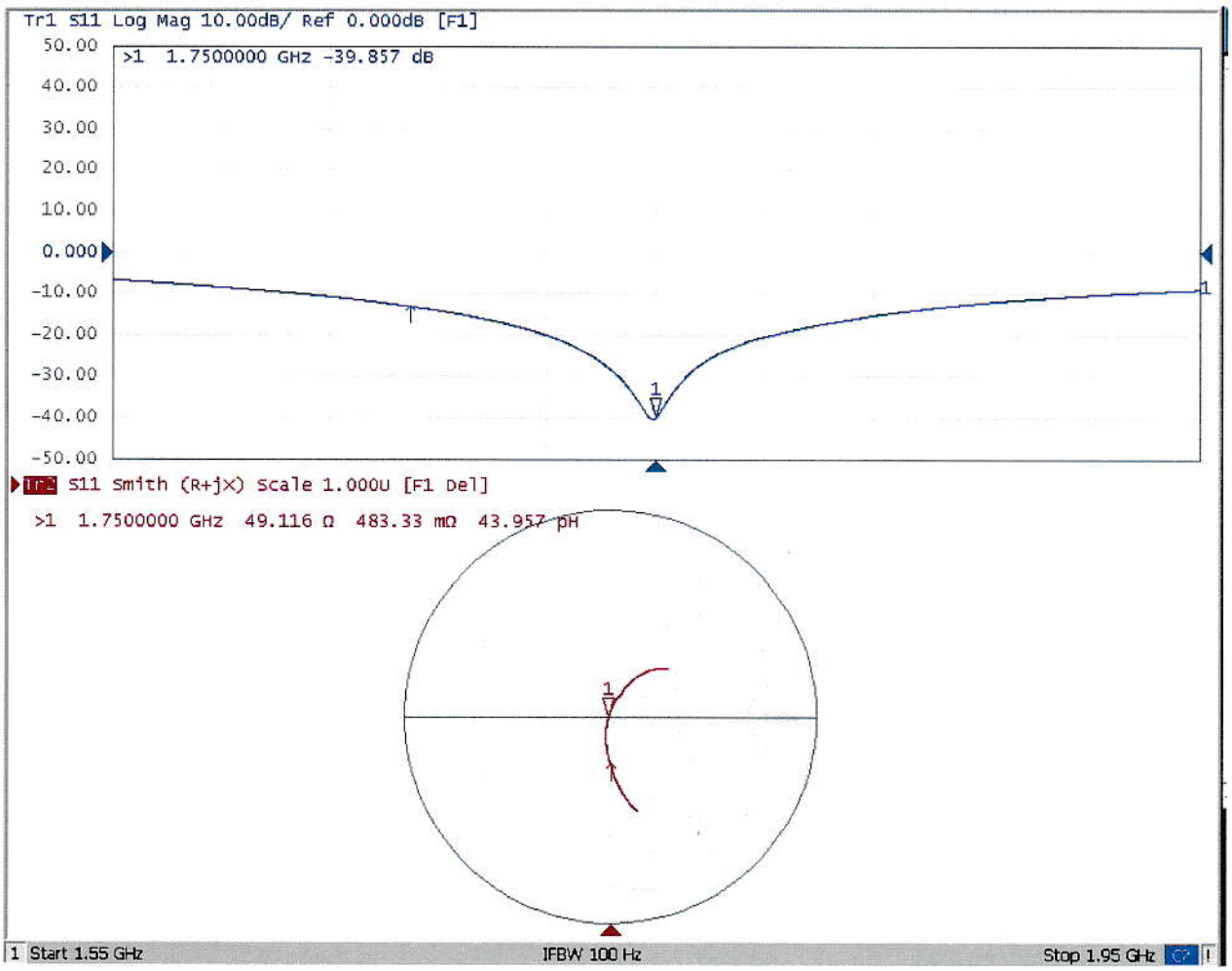

In Collaboration with
s p e a g
CALIBRATION LABORATORY

Add: No.51 Xueyuan Road, Haidian District, Beijing, 100191, China
Tel: +86-10-62304633-2079 Fax: +86-10-62304633-2504
E-mail: cttl@chinattl.com Http://www.chinattl.cn

**DASY5 Validation Report for Body TSL** Date: 11.23.2016

Test Laboratory: CTTL, Beijing, China

**DUT: Dipole 1750 MHz; Type: D1750V2; Serial: D1750V2 - SN: 1069**

Communication System: UID 0, CW; Frequency: 1750 MHz; Duty Cycle: 1:1

Medium parameters used: f = 1750 MHz; $\sigma$ = 1.514 S/m; $\varepsilon_r$ = 52.45; $\rho$ = 1000 kg/m$^3$

Phantom section: Right Section

Measurement Standard: DASY5 (IEEE/IEC/ANSI C63.19-2007)

DASY5 Configuration:

- Probe: EX3DV4 - SN7433; ConvF(7.92, 7.92, 7.92); Calibrated: 9/26/2016;
- Sensor-Surface: 3mm (Mechanical Surface Detection)
- Electronics: DAE4 Sn771; Calibrated: 2/2/2016
- Phantom: Triple Flat Phantom 5.1C; Type: QD 000 P51 CA; Serial: 1161/1
- Measurement SW: DASY52, Version 52.8 (8); SEMCAD X Version 14.6.10 (7372)

**System Performance Check/Zoom Scan (7x7x7) (7x7x7)/Cube 0:** Measurement grid: dx=5mm, dy=5mm, dz=5mm

Reference Value = 94.60 V/m; Power Drift = 0.04 dB

Peak SAR (extrapolated) = 16.8 W/kg

**SAR(1 g) = 9.55 W/kg; SAR(10 g) = 5.13 W/kg**

Maximum value of SAR (measured) = 13.4 W/kg

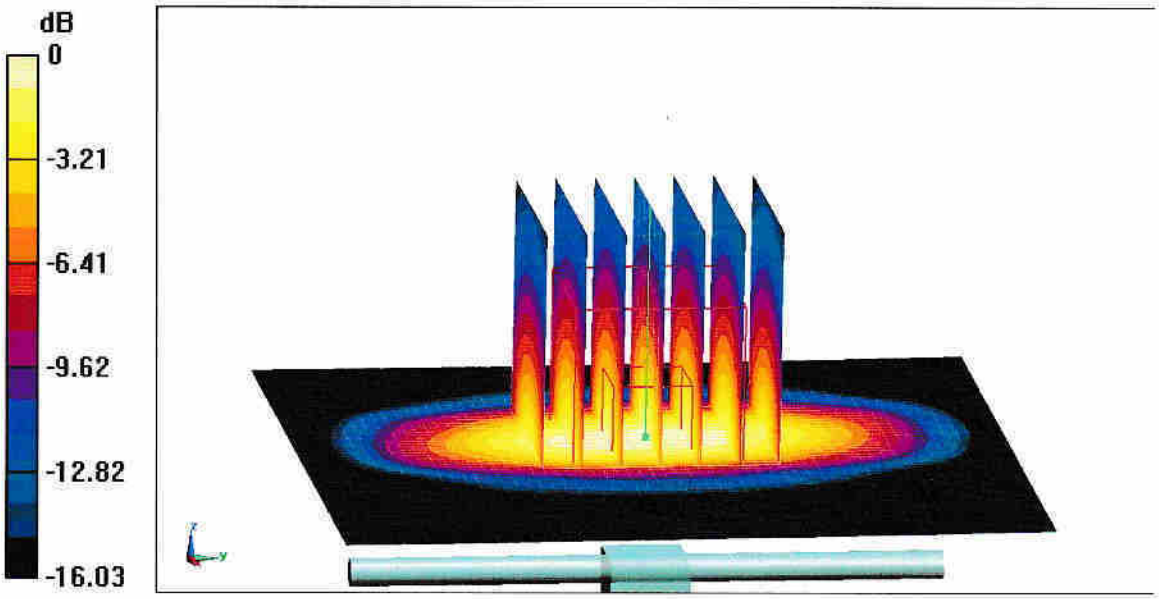


**0 dB = 13.4 W/kg = 11.27 dBW/kg**

In Collaboration with
s p e a g
CALIBRATION LABORATORY

Add: No.51 Xueyuan Road, Haidian District, Beijing, 100191, China
Tel: +86-10-62304633-2079 Fax: +86-10-62304633-2504
E-mail: cttl@chinattl.com Http://www.chinattl.cn

## Impedance Measurement Plot for Body TSL

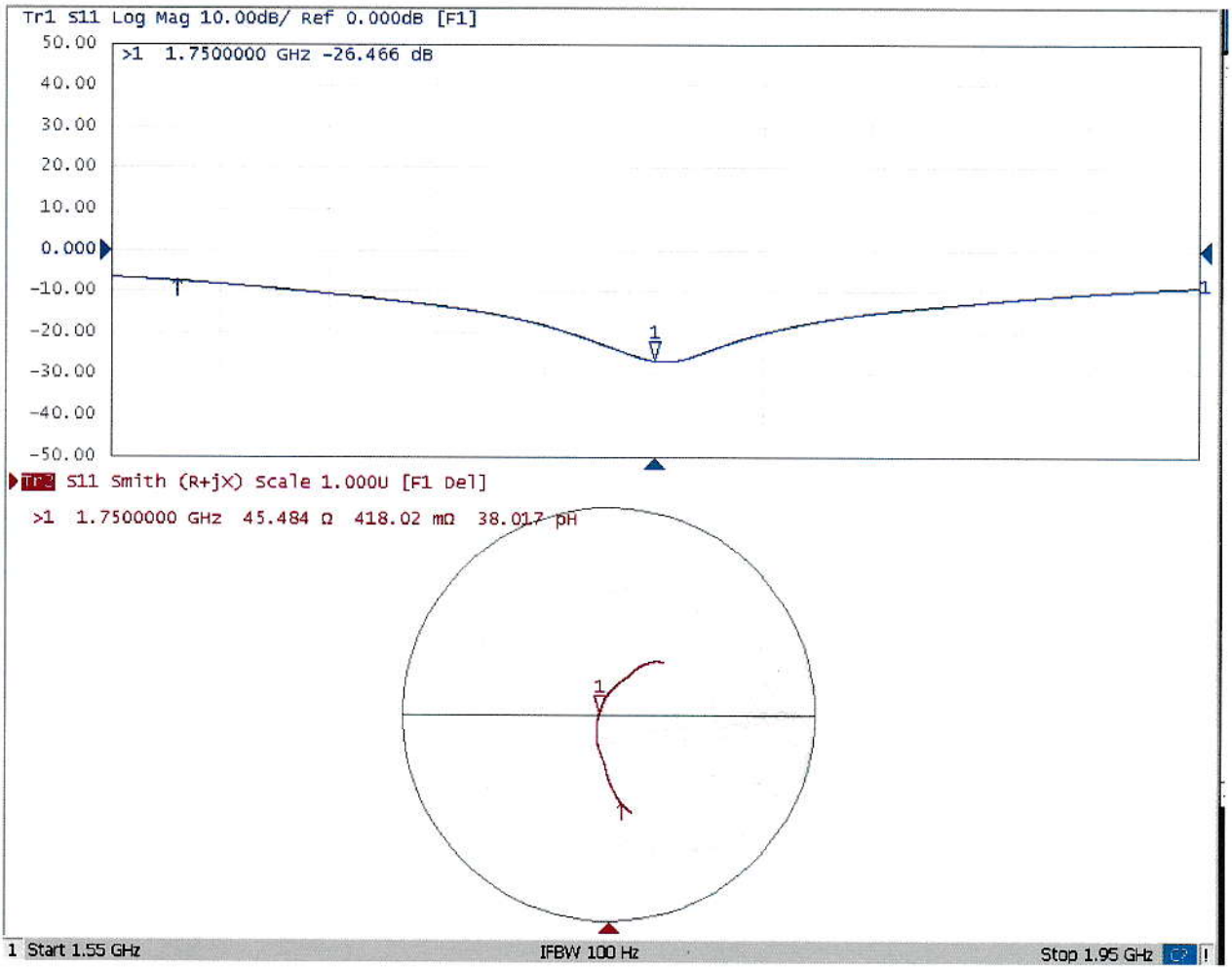

In Collaboration with
s p e a g
CALIBRATION LABORATORY

Add: No.51 Xueyuan Road, Haidian District, Beijing, 100191, China
Tel: +86-10-62304633-2079 Fax: +86-10-62304633-2504
E-mail: cttl@chinattl.com Http://www.chinattl.cn

中国认可
国际互认
校准
CALIBRATION
CNAS L0570

Client **Sporton-CN** **Certificate No: Z16-97229**

# CALIBRATION CERTIFICATE

| | |
|---|---|
| Object | D1900V2 - SN: 5d118 |
| Calibration Procedure(s) | FD-Z11-003-01<br>Calibration Procedures for dipole validation kits |
| Calibration date: | November 24, 2016 |

This calibration Certificate documents the traceability to national standards, which realize the physical units of measurements(SI). The measurements and the uncertainties with confidence probability are given on the following pages and are part of the certificate.

All calibrations have been conducted in the closed laboratory facility: environment temperature(22±3)℃ and humidity<70%.

Calibration Equipment used (M&TE critical for calibration)

| Primary Standards | ID # | Cal Date(Calibrated by, Certificate No.) | Scheduled Calibration |
|---|---|---|---|
| Power Meter NRP2 | 101919 | 27-Jun-16 (CTTL, No.J16X04777) | Jun-17 |
| Power sensor NRP-Z91 | 101547 | 27-Jun-16 (CTTL, No.J16X04777) | Jun-17 |
| Reference Probe EX3DV4 | SN 7433 | 26-Sep-16(SPEAG,No.EX3-7433_Sep16) | Sep-17 |
| DAE4 | SN 771 | 02-Feb-16(CTTL-SPEAG,No.Z16-97011) | Feb-17 |
| **Secondary Standards** | **ID #** | **Cal Date(Calibrated by, Certificate No.)** | **Scheduled Calibration** |
| Signal Generator E4438C | MY49071430 | 01-Feb-16 (CTTL, No.J16X00893) | Jan-17 |
| Network Analyzer E5071C | MY46110673 | 26-Jan-16 (CTTL, No.J16X00894) | Jan-17 |

| | Name | Function | Signature |
|---|---|---|---|
| Calibrated by: | Zhao Jing | SAR Test Engineer | |
| Reviewed by: | Qi Dianyuan | SAR Project Leader | |
| Approved by: | Lu Bingsong | Deputy Director of the laboratory | |

Issued: November 27, 2016

This calibration certificate shall not be reproduced except in full without written approval of the laboratory.

Add: No.51 Xueyuan Road, Haidian District, Beijing, 100191, China
Tel: +86-10-62304633-2079 Fax: +86-10-62304633-2504
E-mail: cttl@chinattl.com Http://www.chinattl.cn

**Glossary:**

| | |
|---|---|
| TSL | tissue simulating liquid |
| ConvF | sensitivity in TSL / NORMx,y,z |
| N/A | not applicable or not measured |

**Calibration is Performed According to the Following Standards:**

a) IEEE Std 1528-2013, "IEEE Recommended Practice for Determining the Peak Spatial-Averaged Specific Absorption Rate (SAR) in the Human Head from Wireless Communications Devices: Measurement Techniques", June 2013

b) IEC 62209-1, "Procedure to measure the Specific Absorption Rate (SAR) For hand-held devices used in close proximity to the ear (frequency range of 300MHz to 3GHz)", February 2005

c) IEC 62209-2, "Procedure to measure the Specific Absorption Rate (SAR) For wireless communication devices used in close proximity to the human body (frequency range of 30MHz to 6GHz)", March 2010

d) KDB865664, SAR Measurement Requirements for 100 MHz to 6 GHz

**Additional Documentation:**

e) DASY4/5 System Handbook

**Methods Applied and Interpretation of Parameters:**

- *Measurement Conditions:* Further details are available from the Validation Report at the end of the certificate. All figures stated in the certificate are valid at the frequency indicated.
- *Antenna Parameters with TSL:* The dipole is mounted with the spacer to position its feed point exactly below the center marking of the flat phantom section, with the arms oriented parallel to the body axis.
- *Feed Point Impedance and Return Loss:* These parameters are measured with the dipole positioned under the liquid filled phantom. The impedance stated is transformed from the measurement at the SMA connector to the feed point. The Return Loss ensures low reflected power. No uncertainty required.
- *Electrical Delay:* One-way delay between the SMA connector and the antenna feed point. No uncertainty required.
- *SAR measured:* SAR measured at the stated antenna input power.
- *SAR normalized:* SAR as measured, normalized to an input power of 1 W at the antenna connector.
- *SAR for nominal TSL parameters:* The measured TSL parameters are used to calculate the nominal SAR result.

The reported uncertainty of measurement is stated as the standard uncertainty of Measurement multiplied by the coverage factor k=2, which for a normal distribution Corresponds to a coverage probability of approximately 95%.

Add: No.51 Xueyuan Road, Haidian District, Beijing, 100191, China
Tel: +86-10-62304633-2079 Fax: +86-10-62304633-2504
E-mail: cttl@chinattl.com Http://www.chinattl.cn

## Measurement Conditions

DASY system configuration, as far as not given on page 1.

| | | |
|---|---|---|
| **DASY Version** | DASY52 | 52.8.8.1258 |
| **Extrapolation** | Advanced Extrapolation | |
| **Phantom** | Triple Flat Phantom 5.1C | |
| **Distance Dipole Center - TSL** | 10 mm | with Spacer |
| **Zoom Scan Resolution** | dx, dy, dz = 5 mm | |
| **Frequency** | 1900 MHz ± 1 MHz | |

## Head TSL parameters

The following parameters and calculations were applied.

| | **Temperature** | **Permittivity** | **Conductivity** |
|---|---|---|---|
| **Nominal Head TSL parameters** | 22.0 °C | 40.0 | 1.40 mho/m |
| **Measured Head TSL parameters** | (22.0 ± 0.2) °C | 40.4 ± 6 % | 1.43 mho/m ± 6 % |
| **Head TSL temperature change during test** | <1.0 °C | ---- | ---- |

## SAR result with Head TSL

| **SAR averaged over 1 $cm^3$ (1 g) of Head TSL** | Condition | |
|---|---|---|
| SAR measured | 250 mW input power | 10.2 mW / g |
| SAR for nominal Head TSL parameters | normalized to 1W | **40.4 mW /g ± 20.8 % (k=2)** |
| **SAR averaged over 10 $cm^3$ (10 g) of Head TSL** | Condition | |
| SAR measured | 250 mW input power | 5.29 mW / g |
| SAR for nominal Head TSL parameters | normalized to 1W | **21.0 mW /g ± 20.4 % (k=2)** |

## Body TSL parameters

The following parameters and calculations were applied.

| | **Temperature** | **Permittivity** | **Conductivity** |
|---|---|---|---|
| **Nominal Body TSL parameters** | 22.0 °C | 53.3 | 1.52 mho/m |
| **Measured Body TSL parameters** | (22.0 ± 0.2) °C | 54.6 ± 6 % | 1.53 mho/m ± 6 % |
| **Body TSL temperature change during test** | <1.0 °C | ---- | ---- |

## SAR result with Body TSL

| **SAR averaged over 1 $cm^3$ (1 g) of Body TSL** | Condition | |
|---|---|---|
| SAR measured | 250 mW input power | 10.2 mW / g |
| SAR for nominal Body TSL parameters | normalized to 1W | **40.8 mW /g ± 20.8 % (k=2)** |
| **SAR averaged over 10 $cm^3$ (10 g) of Body TSL** | Condition | |
| SAR measured | 250 mW input power | 5.32 mW / g |
| SAR for nominal Body TSL parameters | normalized to 1W | **21.3 mW /g ± 20.4 % (k=2)** |

Add: No.51 Xueyuan Road, Haidian District, Beijing, 100191, China
Tel: +86-10-62304633-2079 Fax: +86-10-62304633-2504
E-mail: cttl@chinattl.com Http://www.chinattl.cn

## Appendix

### Antenna Parameters with Head TSL

| | |
|---|---|
| Impedance, transformed to feed point | 50.4Ω+ 6.22jΩ |
| Return Loss | - 24.2dB |

### Antenna Parameters with Body TSL

| | |
|---|---|
| Impedance, transformed to feed point | 47.5Ω+ 7.79jΩ |
| Return Loss | - 21.6dB |

### General Antenna Parameters and Design

| | |
|---|---|
| Electrical Delay (one direction) | 1.086 ns |

After long term use with 100W radiated power, only a slight warming of the dipole near the feedpoint can be measured.

The dipole is made of standard semirigid coaxial cable. The center conductor of the feeding line is directly connected to the second arm of the dipole. The antenna is therefore short-circuited for DC-signals. On some of the dipoles, small end caps are added to the dipole arms in order to improve matching when loaded according to the position as explained in the "Measurement Conditions" paragraph. The SAR data are not affected by this change. The overall dipole length is still according to the Standard.
No excessive force must be applied to the dipole arms, because they might bend or the soldered connections near the feedpoint may be damaged.

### Additional EUT Data

| | |
|---|---|
| Manufactured by | SPEAG |

In Collaboration with
s p e a g
CALIBRATION LABORATORY

Add: No.51 Xueyuan Road, Haidian District, Beijing, 100191, China
Tel: +86-10-62304633-2079 Fax: +86-10-62304633-2504
E-mail: cttl@chinattl.com Http://www.chinattl.cn

**DASY5 Validation Report for Head TSL** Date: 11.24.2016

Test Laboratory: CTTL, Beijing, China

**DUT: Dipole 1900 MHz; Type: D1900V2; Serial: D1900V2 - SN: 5d118**

Communication System: UID 0, CW; Frequency: 1900 MHz; Duty Cycle: 1:1

Medium parameters used: f = 1900 MHz; $\sigma$ = 1.426 S/m; $\varepsilon r$ = 40.35; $\rho$ = 1000 kg/m3

Phantom section: Center Section

Measurement Standard: DASY5 (IEEE/IEC/ANSI C63.19-2007)

DASY5 Configuration:

- Probe: EX3DV4 - SN7433; ConvF(7.98, 7.98, 7.98); Calibrated: 9/26/2016;
- Sensor-Surface: 2mm (Mechanical Surface Detection)
- Electronics: DAE4 Sn771; Calibrated: 2/2/2016
- Phantom: Triple Flat Phantom 5.1C; Type: QD 000 P51 CA; Serial: 1161/1
- Measurement SW: DASY52, Version 52.8 (8); SEMCAD X Version 14.6.10 (7372)

**System Performance Check/Zoom Scan (7x7x7) (7x7x7)/Cube 0:** Measurement grid: dx=5mm, dy=5mm, dz=5mm

Reference Value = 103.5 V/m; Power Drift = -0.01 dB

Peak SAR (extrapolated) = 18.9 W/kg

**SAR(1 g) = 10.2 W/kg; SAR(10 g) = 5.29 W/kg**

Maximum value of SAR (measured) = 14.7 W/kg

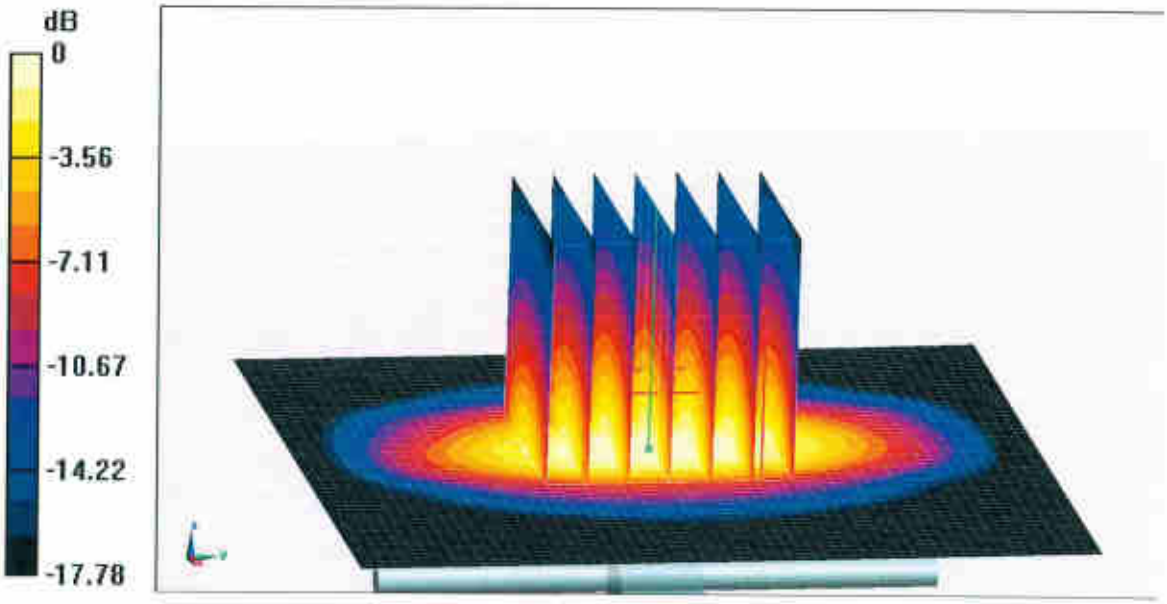


**0 dB = 14.7 W/kg = 11.67 dBW/kg**

In Collaboration with
speag
CALIBRATION LABORATORY

Add: No.51 Xueyuan Road, Haidian District, Beijing, 100191, China
Tel: +86-10-62304633-2079 Fax: +86-10-62304633-2504
E-mail: cttl@chinattl.com Http://www.chinattl.cn

## Impedance Measurement Plot for Head TSL

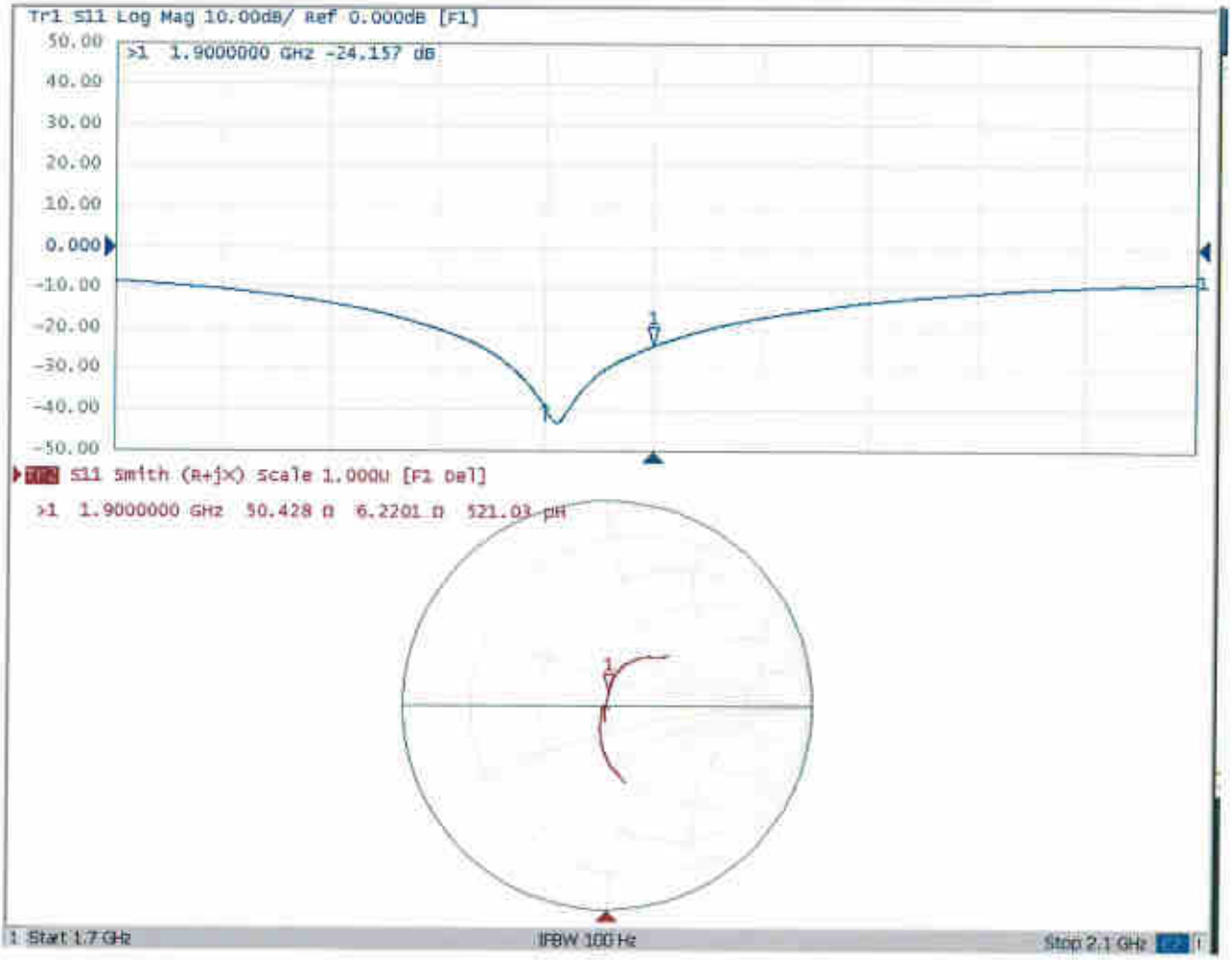

In Collaboration with
s p e a g
CALIBRATION LABORATORY

Add: No.51 Xueyuan Road, Haidian District, Beijing, 100191, China
Tel: +86-10-62304633-2079 Fax: +86-10-62304633-2504
E-mail: cttl@chinattl.com Http://www.chinattl.cn

**DASY5 Validation Report for Body TSL** Date: 11.23.2016

Test Laboratory: CTTL, Beijing, China

**DUT: Dipole 1900 MHz; Type: D1900V2; Serial: D1900V2 - SN: 5d118**

Communication System: UID 0, CW; Frequency: 1900 MHz; Duty Cycle: 1:1

Medium parameters used: f = 1900 MHz; $\sigma$ = 1.531 S/m; $\varepsilon_r$ = 54.57; $\rho$ = 1000 kg/m$^3$

Phantom section: Right Section

Measurement Standard: DASY5 (IEEE/IEC/ANSI C63.19-2007)

DASY5 Configuration:

- Probe: EX3DV4 - SN7433; ConvF(7.7, 7.7, 7.7); Calibrated: 9/26/2016;
- Sensor-Surface: 2mm (Mechanical Surface Detection)
- Electronics: DAE4 Sn771; Calibrated: 2/2/2016
- Phantom: Triple Flat Phantom 5.1C; Type: QD 000 P51 CA; Serial: 1161/1
- Measurement SW: DASY52, Version 52.8 (8); SEMCAD X Version 14.6.10 (7372)

**System Performance Check/Zoom Scan (7x7x7) (7x7x7)/Cube 0:** Measurement grid: dx=5mm, dy=5mm, dz=5mm

Reference Value = 98.23 V/m; Power Drift = 0.05 dB

Peak SAR (extrapolated) = 18.5 W/kg

**SAR(1 g) = 10.2 W/kg; SAR(10 g) = 5.32 W/kg**

Maximum value of SAR (measured) = 14.6 W/kg

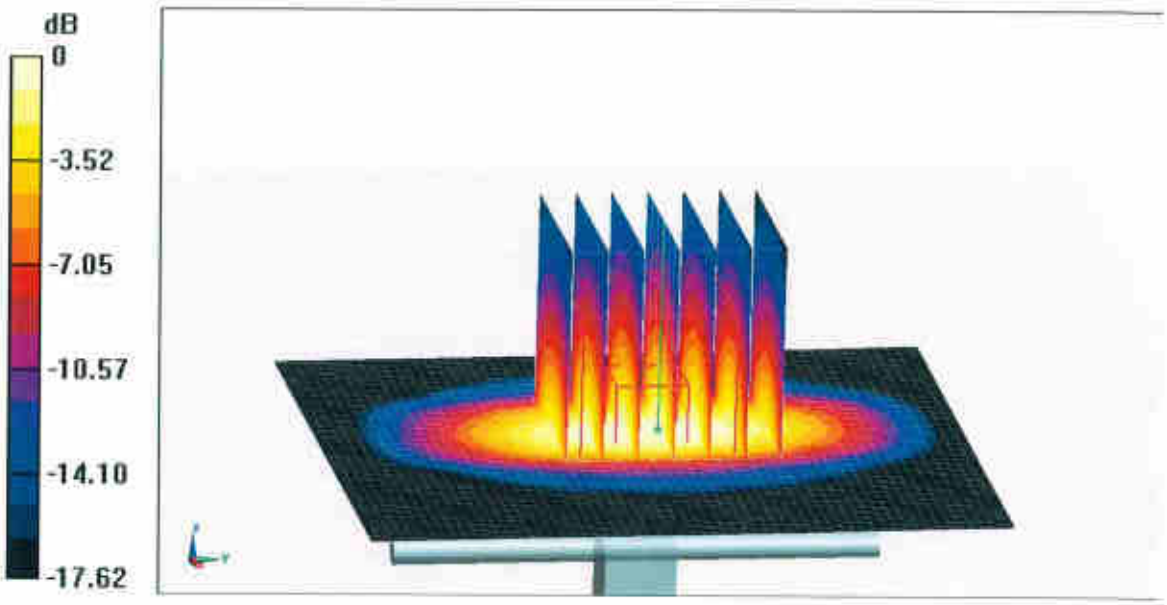


**0 dB = 14.6 W/kg = 11.64 dBW/kg**

In Collaboration with
s p e a g
CALIBRATION LABORATORY

Add: No.51 Xueyuan Road, Haidian District, Beijing, 100191, China
Tel: +86-10-62304633-2079 Fax: +86-10-62304633-2504
E-mail: cttl@chinattl.com Http://www.chinattl.cn

## Impedance Measurement Plot for Body TSL

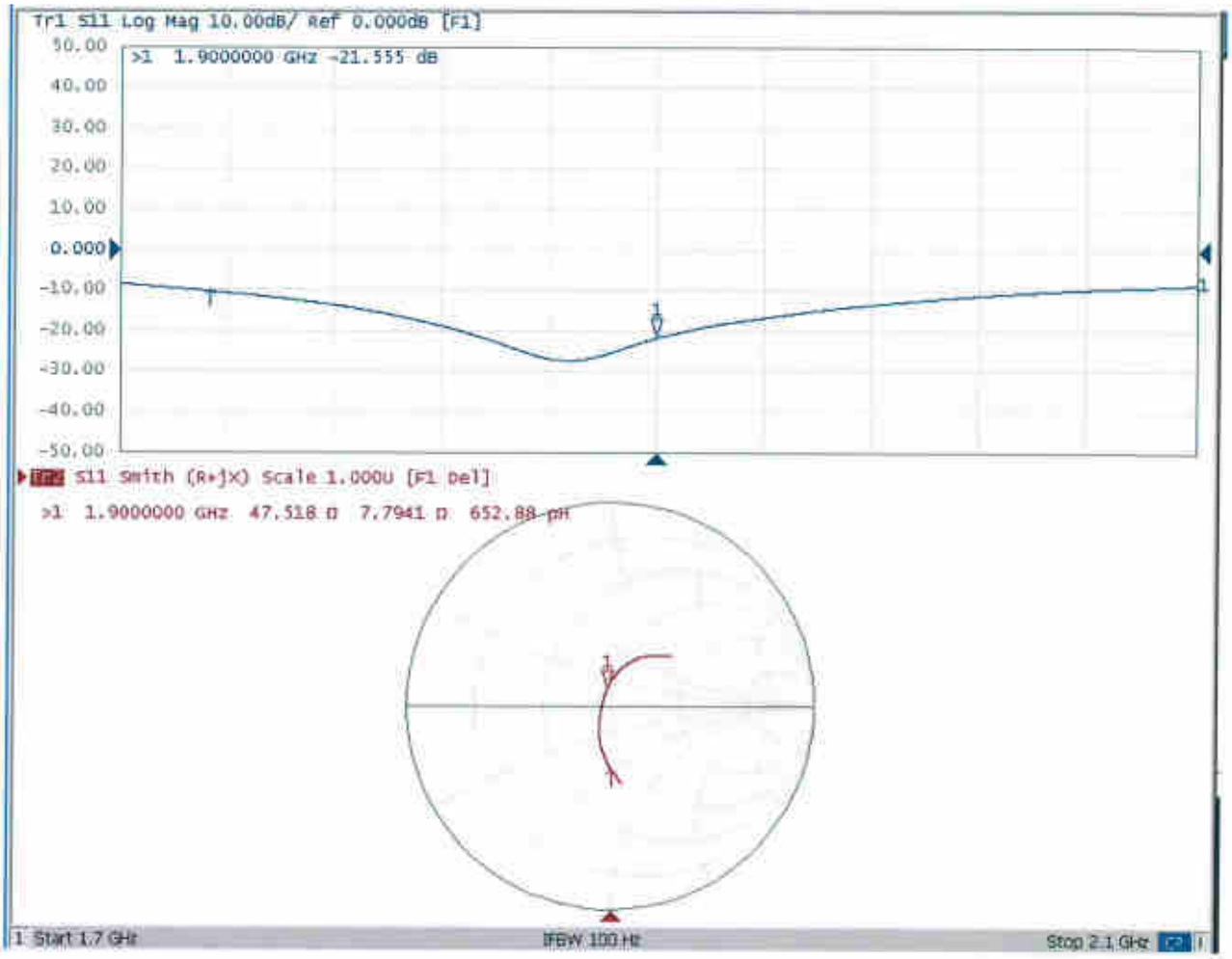

In Collaboration with
s p e a g
CALIBRATION LABORATORY

Add: No.51 Xueyuan Road, Haidian District, Beijing, 100191, China
Tel: +86-10-62304633-2079 Fax: +86-10-62304633-2504
E-mail: cttl@chinattl.com Http://www.chinattl.cn

中国认可
国际互认
校准
CALIBRATION
CNAS L0570

Client **Sporton-CN** **Certificate No: Z16-97231**

# CALIBRATION CERTIFICATE

| | |
|---|---|
| Object | D2450V2 - SN: 840 |
| Calibration Procedure(s) | FD-Z11-003-01<br>Calibration Procedures for dipole validation kits |
| Calibration date: | November 25, 2016 |

This calibration Certificate documents the traceability to national standards, which realize the physical units of measurements(SI). The measurements and the uncertainties with confidence probability are given on the following pages and are part of the certificate.

All calibrations have been conducted in the closed laboratory facility: environment temperature(22±3)℃ and humidity<70%.

Calibration Equipment used (M&TE critical for calibration)

| Primary Standards | ID # | Cal Date(Calibrated by, Certificate No.) | Scheduled Calibration |
|---|---|---|---|
| Power Meter NRP2 | 101919 | 27-Jun-16 (CTTL, No.J16X04777) | Jun-17 |
| Power sensor NRP-Z91 | 101547 | 27-Jun-16 (CTTL, No.J16X04777) | Jun-17 |
| Reference Probe EX3DV4 | SN 7433 | 26-Sep-16(SPEAG,No.EX3-7433_Sep16) | Sep-17 |
| DAE4 | SN 771 | 02-Feb-16(CTTL-SPEAG,No.Z16-97011) | Feb-17 |
| **Secondary Standards** | **ID #** | **Cal Date(Calibrated by, Certificate No.)** | **Scheduled Calibration** |
| Signal Generator E4438C | MY49071430 | 01-Feb-16 (CTTL, No.J16X00893) | Jan-17 |
| Network Analyzer E5071C | MY46110673 | 26-Jan-16 (CTTL, No.J16X00894) | Jan-17 |

| | Name | Function | Signature |
|---|---|---|---|
| Calibrated by: | Zhao Jing | SAR Test Engineer | |
| Reviewed by: | Qi Dianyuan | SAR Project Leader | |
| Approved by: | Lu Bingsong | Deputy Director of the laboratory | |

Issued: November 27, 2016

This calibration certificate shall not be reproduced except in full without written approval of the laboratory.

Add: No.51 Xueyuan Road, Haidian District, Beijing, 100191, China
Tel: +86-10-62304633-2079 Fax: +86-10-62304633-2504
E-mail: cttl@chinattl.com Http://www.chinattl.cn

**Glossary:**

| | |
|---|---|
| TSL | tissue simulating liquid |
| ConvF | sensitivity in TSL / NORMx,y,z |
| N/A | not applicable or not measured |

**Calibration is Performed According to the Following Standards:**

a) IEEE Std 1528-2013, "IEEE Recommended Practice for Determining the Peak Spatial-Averaged Specific Absorption Rate (SAR) in the Human Head from Wireless Communications Devices: Measurement Techniques", June 2013
b) IEC 62209-1, "Procedure to measure the Specific Absorption Rate (SAR) For hand-held devices used in close proximity to the ear (frequency range of 300MHz to 3GHz)", February 2005
c) IEC 62209-2, "Procedure to measure the Specific Absorption Rate (SAR) For wireless communication devices used in close proximity to the human body (frequency range of 30MHz to 6GHz)", March 2010
d) KDB865664, SAR Measurement Requirements for 100 MHz to 6 GHz

**Additional Documentation:**

e) DASY4/5 System Handbook

**Methods Applied and Interpretation of Parameters:**

- *Measurement Conditions:* Further details are available from the Validation Report at the end of the certificate. All figures stated in the certificate are valid at the frequency indicated.
- *Antenna Parameters with TSL:* The dipole is mounted with the spacer to position its feed point exactly below the center marking of the flat phantom section, with the arms oriented parallel to the body axis.
- *Feed Point Impedance and Return Loss:* These parameters are measured with the dipole positioned under the liquid filled phantom. The impedance stated is transformed from the measurement at the SMA connector to the feed point. The Return Loss ensures low reflected power. No uncertainty required.
- *Electrical Delay:* One-way delay between the SMA connector and the antenna feed point. No uncertainty required.
- *SAR measured:* SAR measured at the stated antenna input power.
- *SAR normalized:* SAR as measured, normalized to an input power of 1 W at the antenna connector.
- *SAR for nominal TSL parameters:* The measured TSL parameters are used to calculate the nominal SAR result.

The reported uncertainty of measurement is stated as the standard uncertainty of Measurement multiplied by the coverage factor k=2, which for a normal distribution Corresponds to a coverage probability of approximately 95%.

Add: No.51 Xueyuan Road, Haidian District, Beijing, 100191, China
Tel: +86-10-62304633-2079 Fax: +86-10-62304633-2504
E-mail: cttl@chinattl.com Http://www.chinattl.cn

## Measurement Conditions

DASY system configuration, as far as not given on page 1.

| | | |
|---|---|---|
| **DASY Version** | DASY52 | 52.8.8.1258 |
| **Extrapolation** | Advanced Extrapolation | |
| **Phantom** | Triple Flat Phantom 5.1C | |
| **Distance Dipole Center - TSL** | 10 mm | with Spacer |
| **Zoom Scan Resolution** | dx, dy, dz = 5 mm | |
| **Frequency** | 2450 MHz ± 1 MHz | |

## Head TSL parameters

The following parameters and calculations were applied.

| | **Temperature** | **Permittivity** | **Conductivity** |
|---|---|---|---|
| **Nominal Head TSL parameters** | 22.0 °C | 39.2 | 1.80 mho/m |
| **Measured Head TSL parameters** | (22.0 ± 0.2) °C | 38.9 ± 6 % | 1.79 mho/m ± 6 % |
| **Head TSL temperature change during test** | <1.0 °C | ---- | ---- |

## SAR result with Head TSL

| **SAR averaged over 1 $cm^3$ (1 g) of Head TSL** | Condition | |
|---|---|---|
| SAR measured | 250 mW input power | 13.5 mW / g |
| SAR for nominal Head TSL parameters | normalized to 1W | **54.0 mW /g ± 20.8 % (k=2)** |
| **SAR averaged over 10 $cm^3$ (10 g) of Head TSL** | Condition | |
| SAR measured | 250 mW input power | 6.33 mW / g |
| SAR for nominal Head TSL parameters | normalized to 1W | **25.3 mW /g ± 20.4 % (k=2)** |

## Body TSL parameters

The following parameters and calculations were applied.

| | **Temperature** | **Permittivity** | **Conductivity** |
|---|---|---|---|
| **Nominal Body TSL parameters** | 22.0 °C | 52.7 | 1.95 mho/m |
| **Measured Body TSL parameters** | (22.0 ± 0.2) °C | 52.3 ± 6 % | 1.97 mho/m ± 6 % |
| **Body TSL temperature change during test** | <1.0 °C | ---- | ---- |

## SAR result with Body TSL

| **SAR averaged over 1 $cm^3$ (1 g) of Body TSL** | Condition | |
|---|---|---|
| SAR measured | 250 mW input power | 12.8 mW / g |
| SAR for nominal Body TSL parameters | normalized to 1W | **50.9 mW /g ± 20.8 % (k=2)** |
| **SAR averaged over 10 $cm^3$ (10 g) of Body TSL** | Condition | |
| SAR measured | 250 mW input power | 6.02 mW / g |
| SAR for nominal Body TSL parameters | normalized to 1W | **24.0 mW /g ± 20.4 % (k=2)** |

Add: No.51 Xueyuan Road, Haidian District, Beijing, 100191, China
Tel: +86-10-62304633-2079 Fax: +86-10-62304633-2504
E-mail: cttl@chinattl.com Http://www.chinattl.cn

## Appendix

### Antenna Parameters with Head TSL

| | |
|---|---|
| Impedance, transformed to feed point | 51.7Ω+ 5.54jΩ |
| Return Loss | - 24.9dB |

### Antenna Parameters with Body TSL

| | |
|---|---|
| Impedance, transformed to feed point | 49.8Ω+ 6.00jΩ |
| Return Loss | - 24.4dB |

### General Antenna Parameters and Design

| | |
|---|---|
| Electrical Delay (one direction) | 1.045 ns |

After long term use with 100W radiated power, only a slight warming of the dipole near the feedpoint can be measured.

The dipole is made of standard semirigid coaxial cable. The center conductor of the feeding line is directly connected to the second arm of the dipole. The antenna is therefore short-circuited for DC-signals. On some of the dipoles, small end caps are added to the dipole arms in order to improve matching when loaded according to the position as explained in the "Measurement Conditions" paragraph. The SAR data are not affected by this change. The overall dipole length is still according to the Standard.
No excessive force must be applied to the dipole arms, because they might bend or the soldered connections near the feedpoint may be damaged.

### Additional EUT Data

| | |
|---|---|
| Manufactured by | SPEAG |

In Collaboration with
s p e a g
CALIBRATION LABORATORY
Add: No.51 Xueyuan Road, Haidian District, Beijing, 100191, China
Tel: +86-10-62304633-2079 Fax: +86-10-62304633-2504
E-mail: cttl@chinattl.com Http://www.chinattl.cn

**DASY5 Validation Report for Head TSL** Date: 11.25.2016

Test Laboratory: CTTL, Beijing, China

**DUT: Dipole 2450 MHz; Type: D2450V2; Serial: D2450V2 - SN: 840**

Communication System: UID 0, CW; Frequency: 2450 MHz; Duty Cycle: 1:1

Medium parameters used: f = 2450 MHz; $\sigma$ = 1.793 S/m; $\varepsilon r$ = 38.86; $\rho$ = 1000 kg/m3

Phantom section: Center Section

Measurement Standard: DASY5 (IEEE/IEC/ANSI C63.19-2007)

DASY5 Configuration:

- Probe: EX3DV4 - SN7433; ConvF(7.45, 7.45, 7.45); Calibrated: 9/26/2016;
- Sensor-Surface: 2mm (Mechanical Surface Detection)
- Electronics: DAE4 Sn771; Calibrated: 2/2/2016
- Phantom: Triple Flat Phantom 5.1C; Type: QD 000 P51 CA; Serial: 1161/1
- Measurement SW: DASY52, Version 52.8 (8); SEMCAD X Version 14.6.10 (7372)

**Dipole Calibration**/Zoom Scan (7x7x7) (7x7x7)/Cube 0: Measurement grid: dx=5mm, dy=5mm, dz=5mm

Reference Value = 107.5 V/m; Power Drift = 0.01 dB

Peak SAR (extrapolated) = 27.5 W/kg

**SAR(1 g) = 13.5 W/kg; SAR(10 g) = 6.33 W/kg**

Maximum value of SAR (measured) = 20.5 W/kg

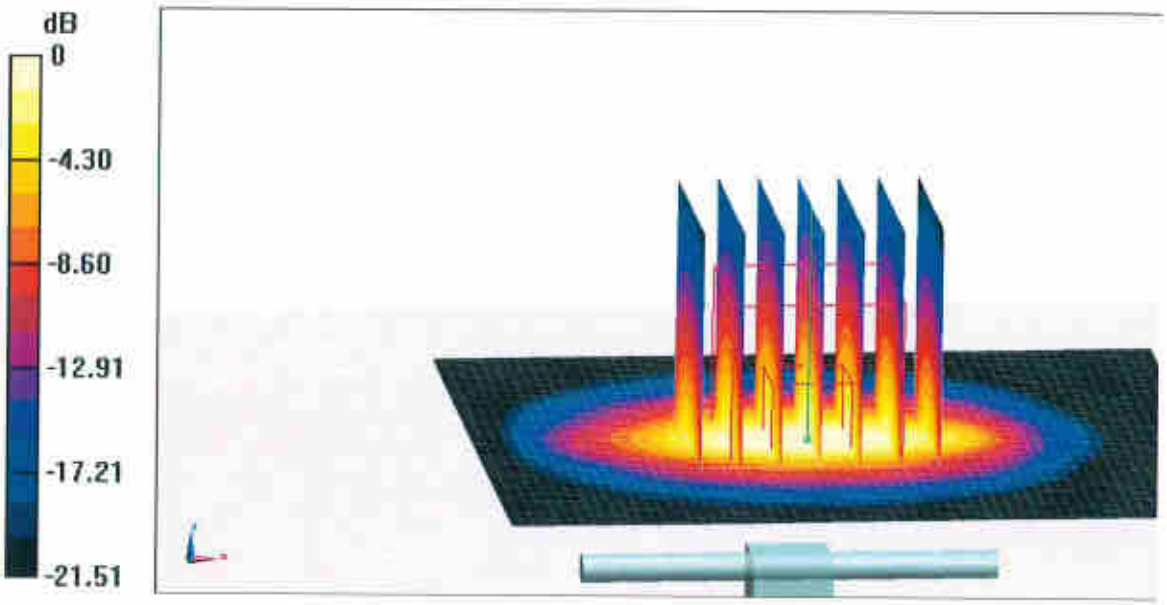


**0 dB = 20.5 W/kg = 13.12 dBW/kg**

In Collaboration with
s p e a g
CALIBRATION LABORATORY

Add: No.51 Xueyuan Road, Haidian District, Beijing, 100191, China
Tel: +86-10-62304633-2079 Fax: +86-10-62304633-2504
E-mail: cttl@chinattl.com Http://www.chinattl.cn

## Impedance Measurement Plot for Head TSL

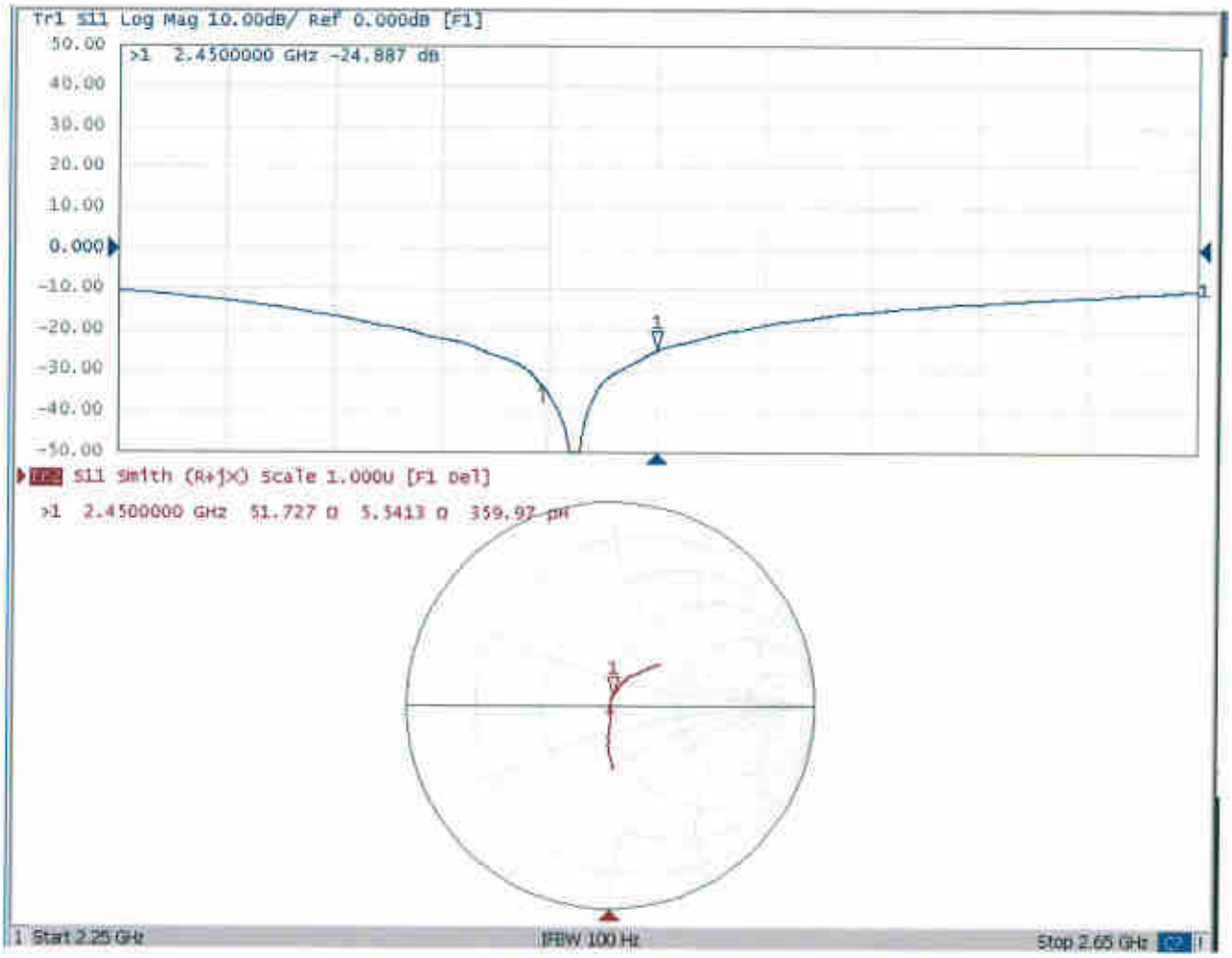

In Collaboration with
s p e a g
CALIBRATION LABORATORY

Add: No.51 Xueyuan Road, Haidian District, Beijing, 100191, China
Tel: +86-10-62304633-2079 Fax: +86-10-62304633-2504
E-mail: cttl@chinattl.com Http://www.chinattl.cn

**DASY5 Validation Report for Body TSL** Date: 11.24.2016

Test Laboratory: CTTL, Beijing, China

**DUT: Dipole 2450 MHz; Type: D2450V2; Serial: D2450V2 - SN: 840**

Communication System: UID 0, CW; Frequency: 2450 MHz; Duty Cycle: 1:1

Medium parameters used: f = 2450 MHz; $\sigma$ = 1.966 S/m; $\varepsilon_r$ = 52.29; $\rho$ = 1000 kg/m$^3$

Phantom section: Left Section

Measurement Standard: DASY5 (IEEE/IEC/ANSI C63.19-2007)

DASY5 Configuration:

- Probe: EX3DV4 - SN7433; ConvF(7.46, 7.46, 7.46); Calibrated: 9/26/2016;
- Sensor-Surface: 2mm (Mechanical Surface Detection)
- Electronics: DAE4 Sn771; Calibrated: 2/2/2016
- Phantom: Triple Flat Phantom 5.1C; Type: QD 000 P51 CA; Serial: 1161/1
- Measurement SW: DASY52, Version 52.8 (8); SEMCAD X Version 14.6.10 (7372)

**Dipole Calibration**/Zoom Scan (7x7x7) (7x7x7)/Cube 0: Measurement grid: dx=5mm, dy=5mm, dz=5mm

Reference Value = 99.46 V/m; Power Drift = -0.01 dB

Peak SAR (extrapolated) = 25.9 W/kg

**SAR(1 g) = 12.8 W/kg; SAR(10 g) = 6.02 W/kg**

Maximum value of SAR (measured) = 19.2 W/kg

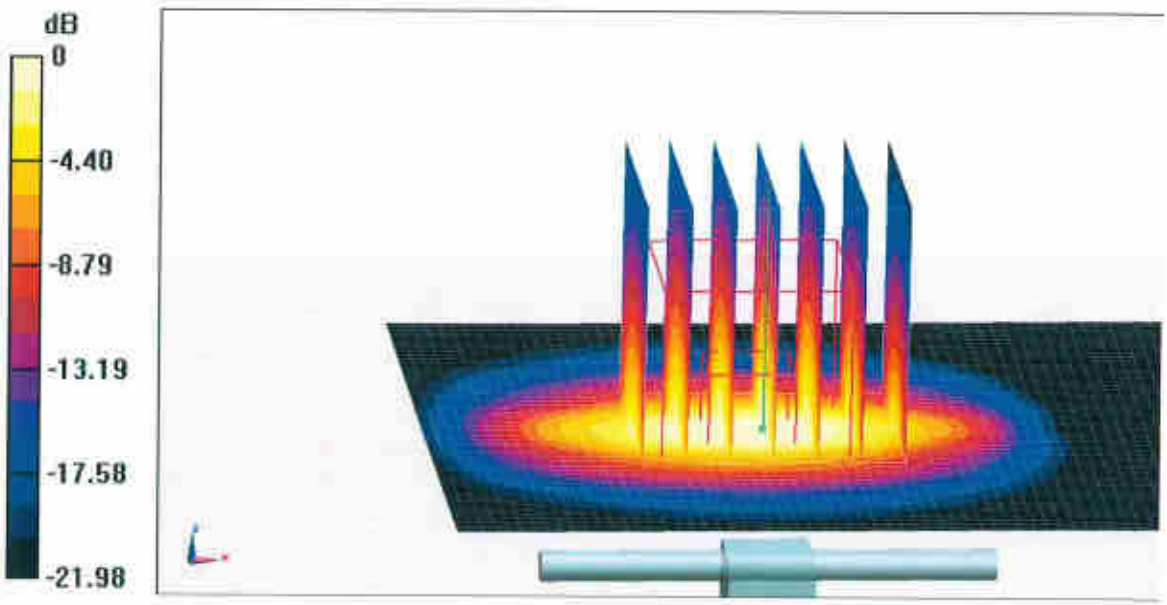


**0 dB = 19.2 W/kg = 12.83 dBW/kg**

In Collaboration with
s p e a g
CALIBRATION LABORATORY
Add: No.51 Xueyuan Road, Haidian District, Beijing, 100191, China
Tel: +86-10-62304633-2079 Fax: +86-10-62304633-2504
E-mail: cttl@chinattl.com Http://www.chinattl.cn

## Impedance Measurement Plot for Body TSL

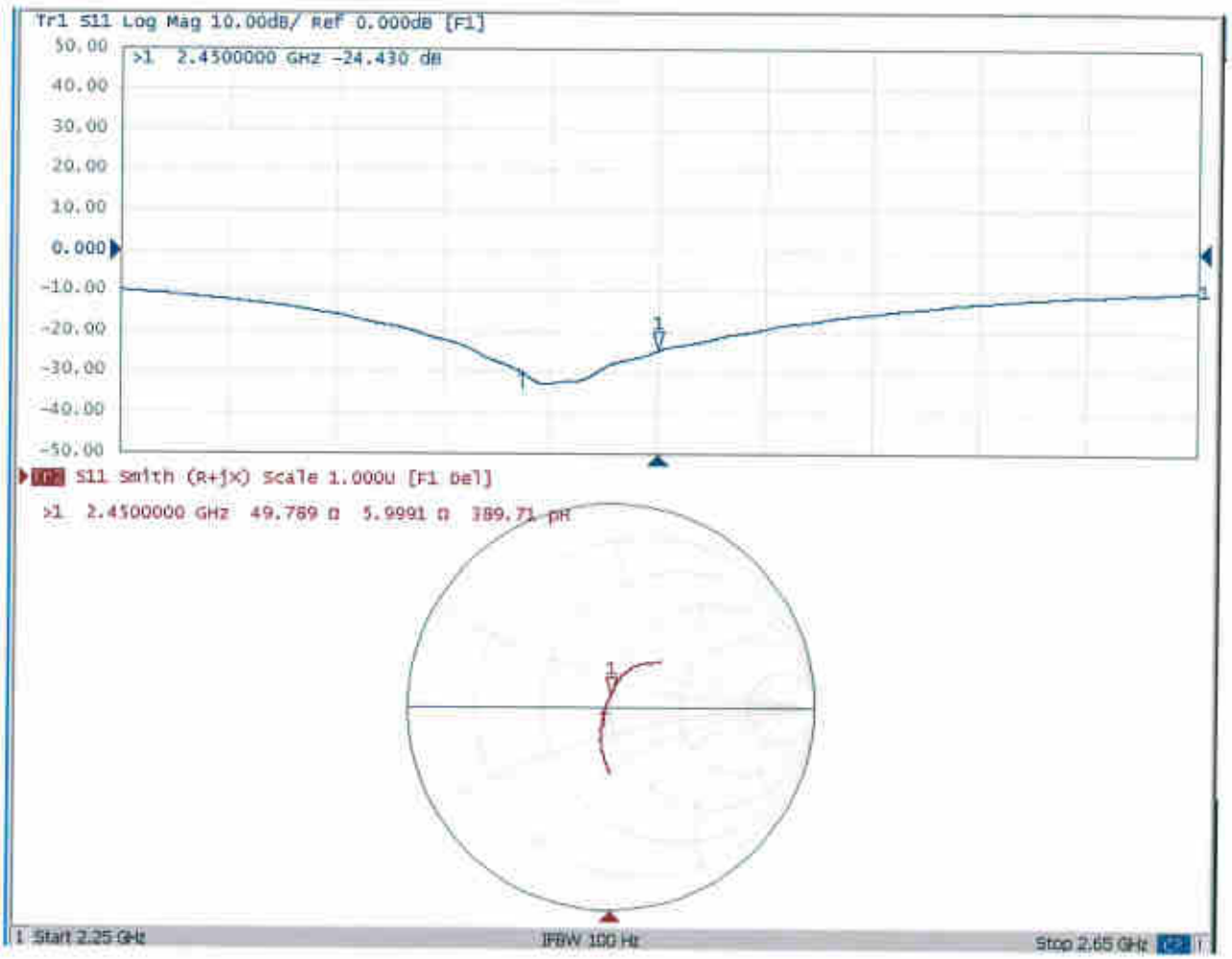

In Collaboration with
s p e a g
CALIBRATION LABORATORY

Add: No.51 Xueyuan Road, Haidian District, Beijing, 100191, China
Tel: +86-10-62304633-2079 Fax: +86-10-62304633-2504
E-mail: cttl@chinattl.com Http://www.chinattl.cn

中国认可
国际互认
校准
CALIBRATION
CNAS L0570

Client Sporton-CN Certificate No: Z16-97232

# CALIBRATION CERTIFICATE

| | |
|---|---|
| Object | D2600V2 - SN: 1061 |
| Calibration Procedure(s) | FD-Z11-003-01<br>Calibration Procedures for dipole validation kits |
| Calibration date: | November 24, 2016 |

This calibration Certificate documents the traceability to national standards, which realize the physical units of measurements(SI). The measurements and the uncertainties with confidence probability are given on the following pages and are part of the certificate.

All calibrations have been conducted in the closed laboratory facility: environment temperature(22±3)℃ and humidity<70%.

Calibration Equipment used (M&TE critical for calibration)

| Primary Standards | ID # | Cal Date(Calibrated by, Certificate No.) | Scheduled Calibration |
|---|---|---|---|
| Power Meter NRP2 | 101919 | 01-Jul-15 (CTTL, No.J15X04256) | Jun-16 |
| Power sensor NRP-Z91 | 101547 | 01-Jul-15 (CTTL, No.J15X04256) | Jun-16 |
| Reference Probe EX3DV4 | SN 7433 | 26-Sep-16(SPEAG,No.EX3-7433_Sep16) | Sep-17 |
| DAE4 | SN 771 | 02-Feb-16(CTTL-SPEAG,No.Z16-97011) | Feb-17 |
| **Secondary Standards** | **ID #** | **Cal Date(Calibrated by, Certificate No.)** | **Scheduled Calibration** |
| Signal Generator E4438C | MY49071430 | 01-Feb-16 (CTTL, No.J16X00893) | Jan-17 |
| Network Analyzer E5071C | MY46110673 | 26-Jan-16 (CTTL, No.J16X00894) | Jan-17 |

| | Name | Function | Signature |
|---|---|---|---|
| Calibrated by: | Zhao Jing | SAR Test Engineer | |
| Reviewed by: | Qi Dianyuan | SAR Project Leader | |
| Approved by: | Lu Bingsong | Deputy Director of the laboratory | |

Issued: November 27, 2016

This calibration certificate shall not be reproduced except in full without written approval of the laboratory.

Add: No.51 Xueyuan Road, Haidian District, Beijing, 100191, China
Tel: +86-10-62304633-2079 Fax: +86-10-62304633-2504
E-mail: cttl@chinattl.com Http://www.chinattl.cn

**Glossary:**

| | |
|---|---|
| TSL | tissue simulating liquid |
| ConvF | sensitivity in TSL / NORMx,y,z |
| N/A | not applicable or not measured |

**Calibration is Performed According to the Following Standards:**

a) IEEE Std 1528-2013, "IEEE Recommended Practice for Determining the Peak Spatial-Averaged Specific Absorption Rate (SAR) in the Human Head from Wireless Communications Devices: Measurement Techniques", June 2013

b) IEC 62209-1, "Procedure to measure the Specific Absorption Rate (SAR) For hand-held devices used in close proximity to the ear (frequency range of 300MHz to 3GHz)", February 2005

c) IEC 62209-2, "Procedure to measure the Specific Absorption Rate (SAR) For wireless communication devices used in close proximity to the human body (frequency range of 30MHz to 6GHz)", March 2010

d) KDB865664, SAR Measurement Requirements for 100 MHz to 6 GHz

**Additional Documentation:**

e) DASY4/5 System Handbook

**Methods Applied and Interpretation of Parameters:**

- *Measurement Conditions:* Further details are available from the Validation Report at the end of the certificate. All figures stated in the certificate are valid at the frequency indicated.
- *Antenna Parameters with TSL:* The dipole is mounted with the spacer to position its feed point exactly below the center marking of the flat phantom section, with the arms oriented parallel to the body axis.
- *Feed Point Impedance and Return Loss:* These parameters are measured with the dipole positioned under the liquid filled phantom. The impedance stated is transformed from the measurement at the SMA connector to the feed point. The Return Loss ensures low reflected power. No uncertainty required.
- *Electrical Delay:* One-way delay between the SMA connector and the antenna feed point. No uncertainty required.
- *SAR measured:* SAR measured at the stated antenna input power.
- *SAR normalized:* SAR as measured, normalized to an input power of 1 W at the antenna connector.
- *SAR for nominal TSL parameters:* The measured TSL parameters are used to calculate the nominal SAR result.

The reported uncertainty of measurement is stated as the standard uncertainty of Measurement multiplied by the coverage factor k=2, which for a normal distribution Corresponds to a coverage probability of approximately 95%.

Add: No.51 Xueyuan Road, Haidian District, Beijing, 100191, China
Tel: +86-10-62304633-2079 Fax: +86-10-62304633-2504
E-mail: cttl@chinattl.com Http://www.chinattl.cn

## Measurement Conditions

DASY system configuration, as far as not given on page 1.

| | | |
|---|---|---|
| **DASY Version** | DASY52 | 52.8.8.1258 |
| **Extrapolation** | Advanced Extrapolation | |
| **Phantom** | Triple Flat Phantom 5.1C | |
| **Distance Dipole Center - TSL** | 10 mm | with Spacer |
| **Zoom Scan Resolution** | dx, dy, dz = 5 mm | |
| **Frequency** | 2600 MHz ± 1 MHz | |

## Head TSL parameters

The following parameters and calculations were applied.

| | **Temperature** | **Permittivity** | **Conductivity** |
|---|---|---|---|
| **Nominal Head TSL parameters** | 22.0 °C | 39.0 | 1.96 mho/m |
| **Measured Head TSL parameters** | (22.0 ± 0.2) °C | 38.3 ± 6 % | 1.94 mho/m ± 6 % |
| **Head TSL temperature change during test** | <1.0 °C | ---- | ---- |

## SAR result with Head TSL

| **SAR averaged over 1 $cm^3$ (1 g) of Head TSL** | Condition | |
|---|---|---|
| SAR measured | 250 mW input power | 14.0 mW / g |
| SAR for nominal Head TSL parameters | normalized to 1W | **56.0 mW /g ± 20.8 % (k=2)** |
| **SAR averaged over 10 $cm^3$ (10 g) of Head TSL** | Condition | |
| SAR measured | 250 mW input power | 6.41 mW / g |
| SAR for nominal Head TSL parameters | normalized to 1W | **25.6 mW /g ± 20.4 % (k=2)** |

## Body TSL parameters

The following parameters and calculations were applied.

| | **Temperature** | **Permittivity** | **Conductivity** |
|---|---|---|---|
| **Nominal Body TSL parameters** | 22.0 °C | 52.5 | 2.16 mho/m |
| **Measured Body TSL parameters** | (22.0 ± 0.2) °C | 52.1 ± 6 % | 2.17 mho/m ± 6 % |
| **Body TSL temperature change during test** | <1.0 °C | ---- | ---- |

## SAR result with Body TSL

| **SAR averaged over 1 $cm^3$ (1 g) of Body TSL** | Condition | |
|---|---|---|
| SAR measured | 250 mW input power | 13.9 mW / g |
| SAR for nominal Body TSL parameters | normalized to 1W | **55.4 mW /g ± 20.8 % (k=2)** |
| **SAR averaged over 10 $cm^3$ (10 g) of Body TSL** | Condition | |
| SAR measured | 250 mW input power | 6.37 mW / g |
| SAR for nominal Body TSL parameters | normalized to 1W | **25.4 mW /g ± 20.4 % (k=2)** |

Add: No.51 Xueyuan Road, Haidian District, Beijing, 100191, China
Tel: +86-10-62304633-2079 Fax: +86-10-62304633-2504
E-mail: cttl@chinattl.com Http://www.chinattl.cn

## Appendix

### Antenna Parameters with Head TSL

| | |
|---|---|
| Impedance, transformed to feed point | 50.1Ω- 5.42jΩ |
| Return Loss | - 25.3dB |

### Antenna Parameters with Body TSL

| | |
|---|---|
| Impedance, transformed to feed point | 46.4Ω- 4.43jΩ |
| Return Loss | - 24.5dB |

### General Antenna Parameters and Design

| | |
|---|---|
| Electrical Delay (one direction) | 1.031 ns |

After long term use with 100W radiated power, only a slight warming of the dipole near the feedpoint can be measured.

The dipole is made of standard semirigid coaxial cable. The center conductor of the feeding line is directly connected to the second arm of the dipole. The antenna is therefore short-circuited for DC-signals. On some of the dipoles, small end caps are added to the dipole arms in order to improve matching when loaded according to the position as explained in the "Measurement Conditions" paragraph. The SAR data are not affected by this change. The overall dipole length is still according to the Standard.
No excessive force must be applied to the dipole arms, because they might bend or the soldered connections near the feedpoint may be damaged.

### Additional EUT Data

| | |
|---|---|
| Manufactured by | SPEAG |

In Collaboration with
s p e a g
CALIBRATION LABORATORY

Add: No.51 Xueyuan Road, Haidian District, Beijing, 100191, China
Tel: +86-10-62304633-2079 Fax: +86-10-62304633-2504
E-mail: cttl@chinattl.com Http://www.chinattl.cn

**DASY5 Validation Report for Head TSL** Date: 11.24.2016

Test Laboratory: CTTL, Beijing, China

**DUT: Dipole 2600 MHz; Type: D2600V2; Serial: D2600V2 - SN: 1061**

Communication System: UID 0, CW; Frequency: 2600 MHz; Duty Cycle: 1:1

Medium parameters used: f = 2600 MHz; $\sigma$ = 1.941 S/m; $\varepsilon r$ = 38.28; $\rho$ = 1000 kg/m3

Phantom section: Center Section

Measurement Standard: DASY5 (IEEE/IEC/ANSI C63.19-2007)

DASY5 Configuration:

- Probe: EX3DV4 - SN7433; ConvF(7.19, 7.19, 7.19); Calibrated: 9/26/2016;
- Sensor-Surface: 2mm (Mechanical Surface Detection)
- Electronics: DAE4 Sn771; Calibrated: 2/2/2016
- Phantom: Triple Flat Phantom 5.1C; Type: QD 000 P51 CA; Serial: 1161/1
- Measurement SW: DASY52, Version 52.8 (8); SEMCAD X Version 14.6.10 (7372)

**Dipole Calibration**/Zoom Scan (7x7x7) (7x7x7)/Cube 0: Measurement grid: dx=5mm, dy=5mm, dz=5mm

Reference Value = 107.1 V/m; Power Drift = -0.00 dB

Peak SAR (extrapolated) = 28.8 W/kg

**SAR(1 g) = 14 W/kg; SAR(10 g) = 6.41 W/kg**

Maximum value of SAR (measured) = 21.4 W/kg

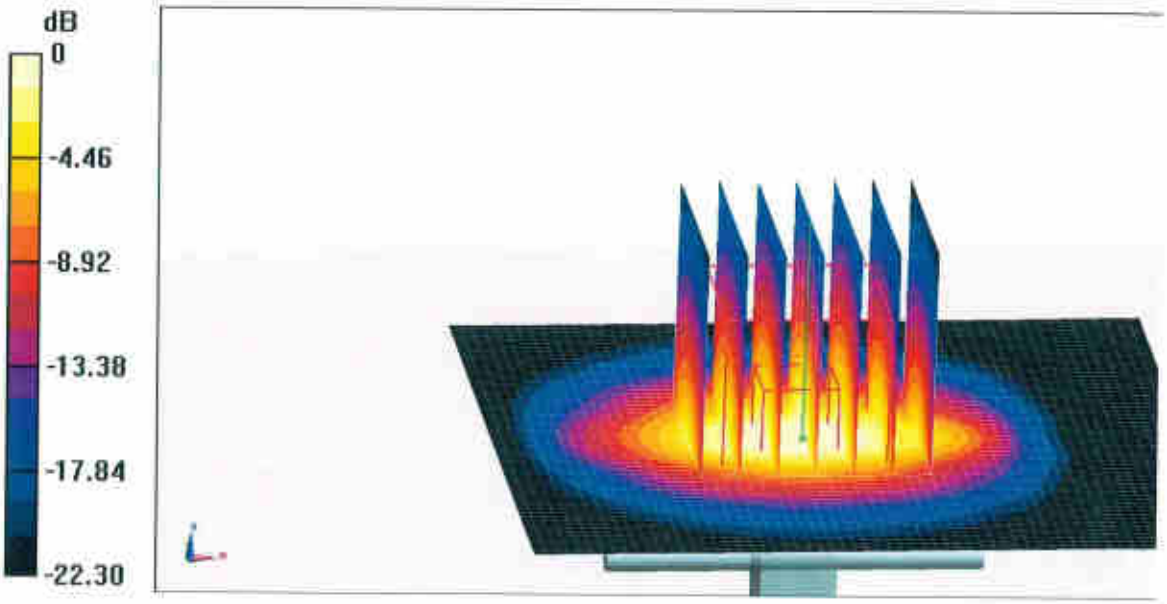


**0 dB = 21.4 W/kg = 13.30 dBW/kg**

In Collaboration with
s p e a g
CALIBRATION LABORATORY
Add: No.51 Xueyuan Road, Haidian District, Beijing, 100191, China
Tel: +86-10-62304633-2079 Fax: +86-10-62304633-2504
E-mail: cttl@chinattl.com Http://www.chinattl.cn

## Impedance Measurement Plot for Head TSL

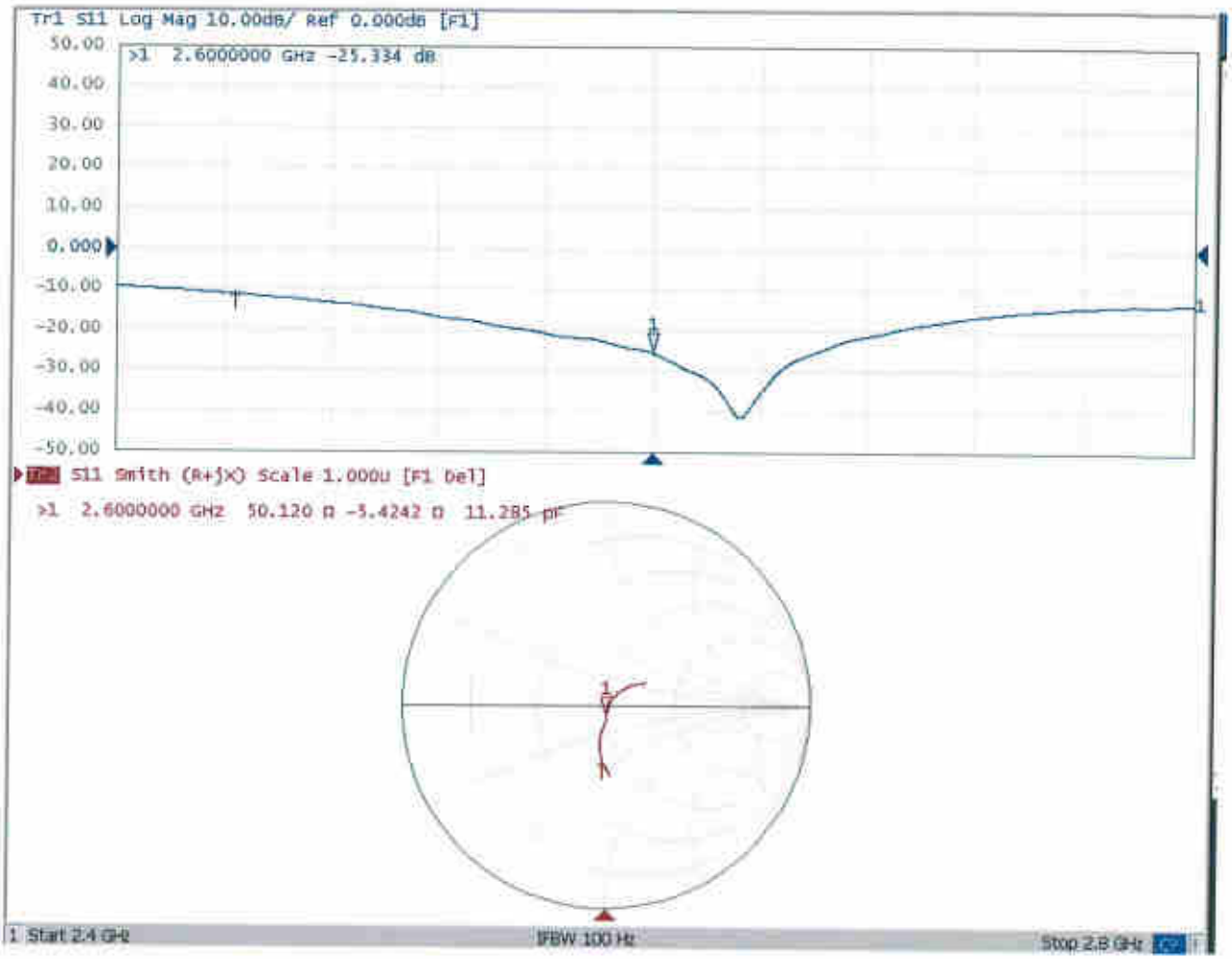

In Collaboration with
s p e a g
CALIBRATION LABORATORY
Add: No.51 Xueyuan Road, Haidian District, Beijing, 100191, China
Tel: +86-10-62304633-2079 Fax: +86-10-62304633-2504
E-mail: cttl@chinattl.com Http://www.chinattl.cn

**DASY5 Validation Report for Body TSL** Date: 11.24.2016

Test Laboratory: CTTL, Beijing, China

**DUT: Dipole 2600 MHz; Type: D2600V2; Serial: D2600V2 - SN: 1061**

Communication System: UID 0, CW; Frequency: 2600 MHz; Duty Cycle: 1:1

Medium parameters used: f = 2600 MHz; $\sigma$ = 2.173 S/m; $\varepsilon_r$ = 52.13; $\rho$ = 1000 kg/m$^3$

Phantom section: Left Section

Measurement Standard: DASY5 (IEEE/IEC/ANSI C63.19-2007)

DASY5 Configuration:

- Probe: EX3DV4 - SN7433; ConvF(7.22, 7.22,7.22); Calibrated: 9/26/2016;
- Sensor-Surface: 2mm (Mechanical Surface Detection)
- Electronics: DAE4 Sn771; Calibrated: 2/2/2016
- Phantom: Triple Flat Phantom 5.1C; Type: QD 000 P51 CA; Serial: 1161/1
- Measurement SW: DASY52, Version 52.8 (8); SEMCAD X Version 14.6.10 (7372)

**Dipole Calibration**/Zoom Scan (7x7x7) (7x7x7)/Cube 0: Measurement grid: dx=5mm, dy=5mm, dz=5mm

Reference Value = 100.6 V/m; Power Drift = -0.05 dB

Peak SAR (extrapolated) = 28.1 W/kg

**SAR(1 g) = 13.9 W/kg; SAR(10 g) = 6.37 W/kg**

Maximum value of SAR (measured) = 21.2 W/kg

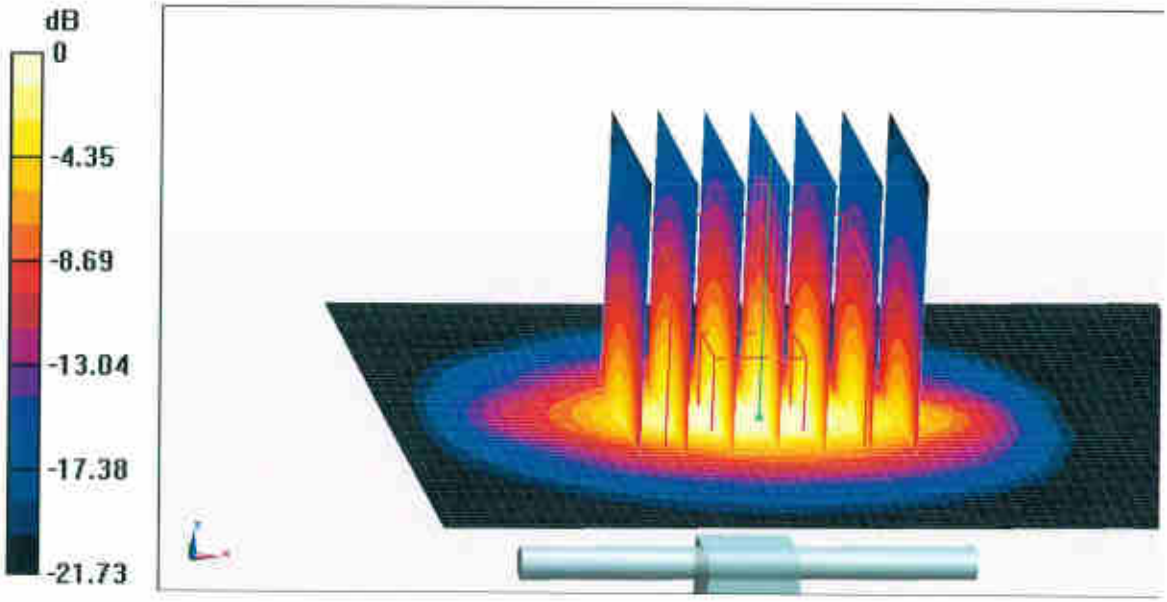


**0 dB = 21.2 W/kg = 13.26 dBW/kg**

In Collaboration with
s p e a g
CALIBRATION LABORATORY
Add: No.51 Xueyuan Road, Haidian District, Beijing, 100191, China
Tel: +86-10-62304633-2079 Fax: +86-10-62304633-2504
E-mail: cttl@chinattl.com Http://www.chinattl.cn

## Impedance Measurement Plot for Body TSL

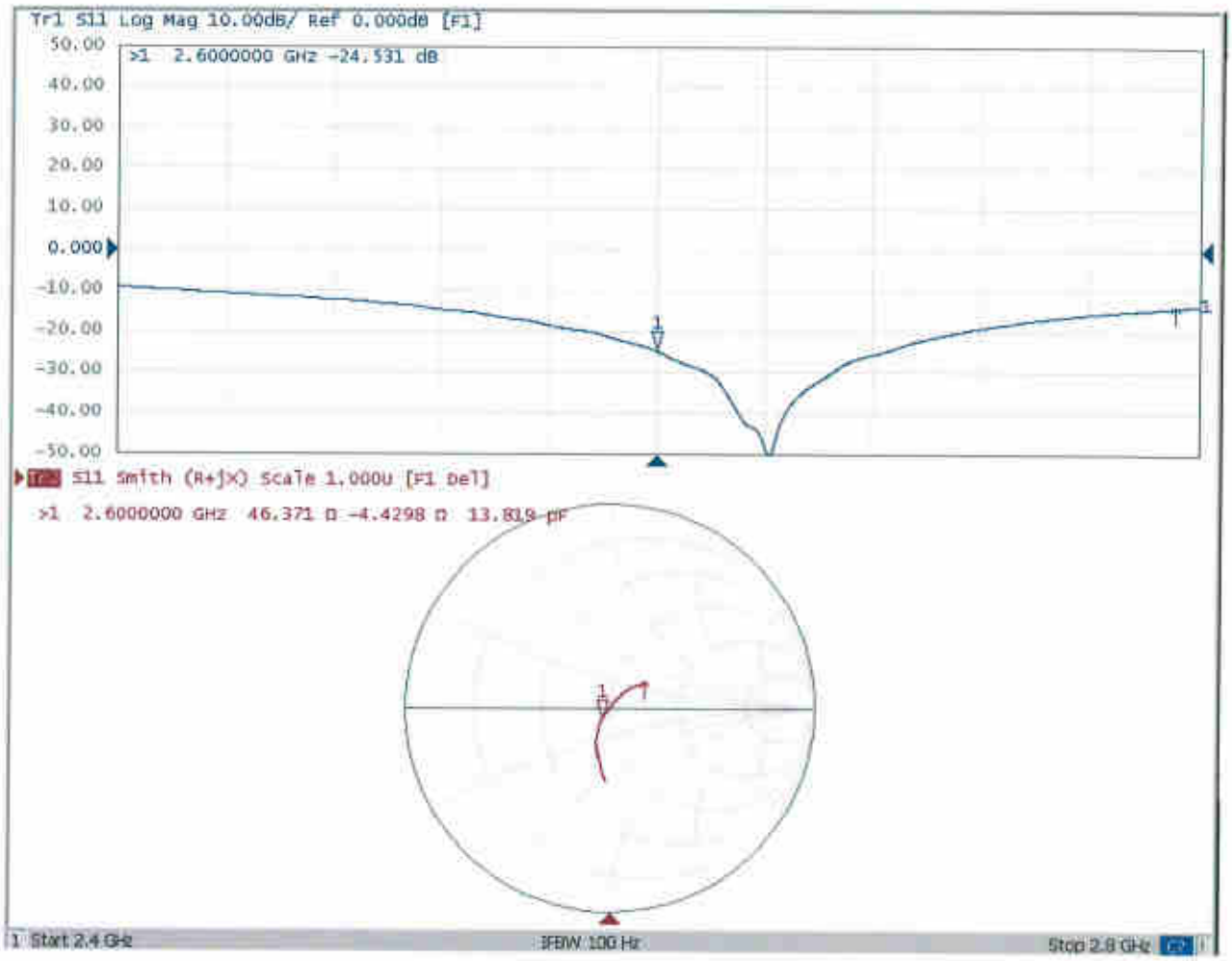

In Collaboration with
s p e a g
CALIBRATION LABORATORY
Add: No.51 Xueyuan Road, Haidian District, Beijing, 100191, China
Tel: +86-10-62304633-2079 Fax: +86-10-62304633-2504
E-mail: cttl@chinattl.com http://www.chinattl.cn

中国认可
国际互认
校准
CALIBRATION
CNAS L0570

Client **Sporton-CN** **Certificate No: Z16-97234**

# CALIBRATION CERTIFICATE

| | |
|---|---|
| Object | D5GHzV2 - SN: 1113 |
| Calibration Procedure(s) | FD-Z11-003-01<br>Calibration Procedures for dipole validation kits |
| Calibration date: | December 13, 2016 |

This calibration Certificate documents the traceability to national standards, which realize the physical units of measurements(SI). The measurements and the uncertainties with confidence probability are given on the following pages and are part of the certificate.

All calibrations have been conducted in the closed laboratory facility: environment temperature(22±3)℃ and humidity<70%.

Calibration Equipment used (M&TE critical for calibration)

| Primary Standards | ID # | Cal Date(Calibrated by, Certificate No.) | Scheduled Calibration |
|---|---|---|---|
| Power Meter NRP2 | 101919 | 27-Jun-16 (CTTL, No.J16X04777) | Jun-17 |
| Power sensor NRP-Z91 | 101547 | 27-Jun-16 (CTTL, No.J16X04777) | Jun-17 |
| ReferenceProbe EX3DV4 | SN 7307 | 19-Feb-16(SPEAG,No.EX3-7307_Feb16) | Feb-17 |
| DAE4 | SN 771 | 02-Feb-16(CTTL-SPEAG,No.Z16-97011) | Feb-17 |
| **Secondary Standards** | **ID #** | **Cal Date(Calibrated by, Certificate No.)** | **Scheduled Calibration** |
| Signal Generator E4438C | MY49071430 | 01-Feb-16 (CTTL, No.J16X00893) | Jan-17 |
| NetworkAnalyzer E5071C | MY46110673 | 26-Jan-16 (CTTL, No.J16X00894) | Jan-17 |

| | Name | Function | Signature |
|---|---|---|---|
| Calibrated by: | Zhao Jing | SAR Test Engineer | |
| Reviewed by: | Qi Dianyuan | SAR Project Leader | |
| Approved by: | Lu Bingsong | Deputy Director of the laboratory | |

Issued: December 15, 2016

This calibration certificate shall not be reproduced except in full without written approval of the laboratory.

Add: No.51 Xueyuan Road, Haidian District, Beijing, 100191, China
Tel: +86-10-62304633-2079 Fax: +86-10-62304633-2504
E-mail: cttl@chinattl.com http://www.chinattl.cn

**Glossary:**

| | |
|---|---|
| TSL | tissue simulating liquid |
| ConvF | sensitivity in TSL / NORMx,y,z |
| N/A | not applicable or not measured |

**Calibration is Performed According to the Following Standards:**

a) IEEE Std 1528-2013, "IEEE Recommended Practice for Determining the Peak Spatial-Averaged Specific Absorption Rate (SAR) in the Human Head from Wireless Communications Devices: Measurement Techniques", June 2013

b) IEC 62209-1, "Procedure to measure the Specific Absorption Rate (SAR) For hand-held devices used in close proximity to the ear (frequency range of 300MHz to 3GHz)", February 2005

c) IEC 62209-2, "Procedure to measure the Specific Absorption Rate (SAR) For wireless communication devices used in close proximity to the human body (frequency range of 30MHz to 6GHz)", March 2010

d) KDB865664, SAR Measurement Requirements for 100 MHz to 6 GHz

**Additional Documentation:**

e) DASY4/5 System Handbook

**Methods Applied and Interpretation of Parameters:**

- *Measurement Conditions:* Further details are available from the Validation Report at the end of the certificate. All figures stated in the certificate are valid at the frequency indicated.
- *Antenna Parameters with TSL:* The dipole is mounted with the spacer to position its feed point exactly below the center marking of the flat phantom section, with the arms oriented parallel to the body axis.
- *Feed Point Impedance and Return Loss:* These parameters are measured with the dipole positioned under the liquid filled phantom. The impedance stated is transformed from the measurement at the SMA connector to the feed point. The Return Loss ensures low reflected power. No uncertainty required.
- *Electrical Delay:* One-way delay between the SMA connector and the antenna feed point. No uncertainty required.
- *SAR measured:* SAR measured at the stated antenna input power.
- *SAR normalized:* SAR as measured, normalized to an input power of 1 W at the antenna connector.
- *SAR for nominal TSL parameters:* The measured TSL parameters are used to calculate the nominal SAR result.

The reported uncertainty of measurement is stated as the standard uncertainty of Measurement multiplied by the coverage factor k=2, which for a normal distribution Corresponds to a coverage probability of approximately 95%.

Add: No.51 Xueyuan Road, Haidian District, Beijing, 100191, China
Tel: +86-10-62304633-2079 Fax: +86-10-62304633-2504
E-mail: cttl@chinattl.com http://www.chinattl.cn

## Measurement Conditions

DASY system configuration, as far as not given on page 1.

| | | |
|---|---|---|
| **DASY Version** | DASY52 | 52.8.8.1258 |
| **Extrapolation** | Advanced Extrapolation | |
| **Phantom** | Triple Flat Phantom 5.1C | |
| **Distance Dipole Center - TSL** | 10 mm | with Spacer |
| **Zoom Scan Resolution** | dx, dy = 4 mm, dz = 1.4 mm | Graded Ratio = 1.4 (Z direction) |
| **Frequency** | 5250 MHz ± 1 MHz<br>5600 MHz ± 1 MHz<br>5750 MHz ± 1 MHz | |

## Head TSL parameters at 5250 MHz

The following parameters and calculations were applied.

| | **Temperature** | **Permittivity** | **Conductivity** |
|---|---|---|---|
| **Nominal Head TSL parameters** | 22.0 °C | 35.9 | 4.71 mho/m |
| **Measured Head TSL parameters** | (22.0 ± 0.2) °C | 36.3 ± 6 % | 4.72 mho/m ± 6 % |
| **Head TSL temperature change during test** | <1.0 °C | ---- | ---- |

## SAR result with Head TSL at 5250 MHz

| **SAR averaged over 1 $cm^3$ (1 g) of Head TSL** | Condition | |
|---|---|---|
| SAR measured | 100 mW input power | 7.62 mW / g |
| SAR for nominal Head TSL parameters | normalized to 1W | **76.4 mW /g ± 23.0 % (k=2)** |
| **SAR averaged over 10 $cm^3$ (10 g) of Head TSL** | Condition | |
| SAR measured | 100 mW input power | 2.17 mW / g |
| SAR for nominal Head TSL parameters | normalized to 1W | **21.8 mW /g ± 22.2 % (k=2)** |

Add: No.51 Xueyuan Road, Haidian District, Beijing, 100191, China
Tel: +86-10-62304633-2079 Fax: +86-10-62304633-2504
E-mail: cttl@chinattl.com http://www.chinattl.cn

## Head TSL parameters at 5600 MHz

The following parameters and calculations were applied.

| | Temperature | Permittivity | Conductivity |
|---|---|---|---|
| **Nominal Head TSL parameters** | 22.0 °C | 35.5 | 5.07 mho/m |
| **Measured Head TSL parameters** | (22.0 ± 0.2) °C | 35.5 ± 6 % | 5.17 mho/m ± 6 % |
| **Head TSL temperature change during test** | <1.0 °C | ---- | ---- |

## SAR result with Head TSL at 5600 MHz

| **SAR averaged over 1 $cm^3$ (1 g) of Head TSL** | Condition | |
|---|---|---|
| SAR measured | 100 mW input power | 8.07 mW / g |
| SAR for nominal Head TSL parameters | normalized to 1W | **80.8 mW /g ± 23.0 % (k=2)** |
| **SAR averaged over 10 $cm^3$ (10 g) of Head TSL** | Condition | |
| SAR measured | 100 mW input power | 2.30 mW / g |
| SAR for nominal Head TSL parameters | normalized to 1W | **23.0 mW /g ± 22.2 % (k=2)** |

## Head TSL parameters at 5750 MHz

The following parameters and calculations were applied.

| | Temperature | Permittivity | Conductivity |
|---|---|---|---|
| **Nominal Head TSL parameters** | 22.0 °C | 35.4 | 5.22 mho/m |
| **Measured Head TSL parameters** | (22.0 ± 0.2) °C | 35.2 ± 6 % | 5.37 mho/m ± 6 % |
| **Head TSL temperature change during test** | <1.0 °C | ---- | ---- |

## SAR result with Head TSL at 5750 MHz

| **SAR averaged over 1 $cm^3$ (1 g) of Head TSL** | Condition | |
|---|---|---|
| SAR measured | 100 mW input power | 8.03 mW / g |
| SAR for nominal Head TSL parameters | normalized to 1W | **80.3 mW /g ± 23.0 % (k=2)** |
| **SAR averaged over 10 $cm^3$ (10 g) of Head TSL** | Condition | |
| SAR measured | 100 mW input power | 2.28 mW / g |
| SAR for nominal Head TSL parameters | normalized to 1W | **22.8 mW /g ± 22.2 % (k=2)** |

Add: No.51 Xueyuan Road, Haidian District, Beijing, 100191, China
Tel: +86-10-62304633-2079 Fax: +86-10-62304633-2504
E-mail: cttl@chinattl.com http://www.chinattl.cn

## Body TSL parameters at 5250 MHz

The following parameters and calculations were applied.

| | Temperature | Permittivity | Conductivity |
|---|---|---|---|
| **Nominal Body TSL parameters** | 22.0 °C | 48.9 | 5.36 mho/m |
| **Measured Body TSL parameters** | (22.0 ± 0.2) °C | 47.9 ± 6 % | 5.44 mho/m ± 6 % |
| **Body TSL temperature change during test** | <1.0 °C | ---- | ---- |

## SAR result with Body TSL at 5250 MHz

| **SAR averaged over 1 $cm^3$ (1 g) of Body TSL** | Condition | |
|---|---|---|
| SAR measured | 100 mW input power | 7.63 mW / g |
| SAR for nominal Body TSL parameters | normalized to 1W | **76.1 mW /g ± 23.0 % (k=2)** |
| **SAR averaged over 10 $cm^3$ (10 g) of Body TSL** | Condition | |
| SAR measured | 100 mW input power | 2.16 mW / g |
| SAR for nominal Body TSL parameters | normalized to 1W | **21.5 mW /g ± 22.2 % (k=2)** |

## Body TSL parameters at 5600 MHz

The following parameters and calculations were applied.

| | Temperature | Permittivity | Conductivity |
|---|---|---|---|
| **Nominal Body TSL parameters** | 22.0 °C | 48.5 | 5.77 mho/m |
| **Measured Body TSL parameters** | (22.0 ± 0.2) °C | 48.9 ± 6 % | 5.74 mho/m ± 6 % |
| **Body TSL temperature change during test** | <1.0 °C | ---- | ---- |

## SAR result with Body TSL at 5600 MHz

| **SAR averaged over 1 $cm^3$ (1 g) of Body TSL** | Condition | |
|---|---|---|
| SAR measured | 100 mW input power | 7.97 mW / g |
| SAR for nominal Body TSL parameters | normalized to 1W | **79.8 mW /g ± 23.0 % (k=2)** |
| **SAR averaged over 10 $cm^3$ (10 g) of Body TSL** | Condition | |
| SAR measured | 100 mW input power | 2.25 mW / g |
| SAR for nominal Body TSL parameters | normalized to 1W | **22.6 mW /g ± 22.2 % (k=2)** |

Add: No.51 Xueyuan Road, Haidian District, Beijing, 100191, China
Tel: +86-10-62304633-2079 Fax: +86-10-62304633-2504
E-mail: cttl@chinattl.com http://www.chinattl.cn

## Body TSL parameters at 5750 MHz

The following parameters and calculations were applied.

| | Temperature | Permittivity | Conductivity |
|---|---|---|---|
| **Nominal Body TSL parameters** | 22.0 °C | 48.3 | 5.94 mho/m |
| **Measured Body TSL parameters** | (22.0 ± 0.2) °C | 48.7 ± 6 % | 5.91 mho/m ± 6 % |
| **Body TSL temperature change during test** | <1.0 °C | ---- | ---- |

## SAR result with Body TSL at 5750 MHz

| **SAR averaged over 1 $cm^3$ (1 g) of Body TSL** | Condition | |
|---|---|---|
| SAR measured | 100 mW input power | 7.51 mW / g |
| SAR for nominal Body TSL parameters | normalized to 1W | **75.2 mW /g ± 23.0 % (k=2)** |
| **SAR averaged over 10 $cm^3$ (10 g) of Body TSL** | Condition | |
| SAR measured | 100 mW input power | 2.11 mW / g |
| SAR for nominal Body TSL parameters | normalized to 1W | **21.1 mW /g ± 22.2 % (k=2)** |

Add: No.51 Xueyuan Road, Haidian District, Beijing, 100191, China
Tel: +86-10-62304633-2079 Fax: +86-10-62304633-2504
E-mail: cttl@chinattl.com http://www.chinattl.cn

## Appendix

### Antenna Parameters with Head TSL at 5250 MHz

| | |
|---|---|
| Impedance, transformed to feed point | 51.2Ω - 5.57jΩ |
| Return Loss | - 25.0dB |

### Antenna Parameters with Head TSL at 5600 MHz

| | |
|---|---|
| Impedance, transformed to feed point | 57.9Ω - 0.17jΩ |
| Return Loss | - 22.7dB |

### Antenna Parameters with Head TSL at 5750 MHz

| | |
|---|---|
| Impedance, transformed to feed point | 53.2Ω - 0.30jΩ |
| Return Loss | - 30.3dB |

### Antenna Parameters with Body TSL at 5250 MHz

| | |
|---|---|
| Impedance, transformed to feed point | 52.0Ω - 4.21jΩ |
| Return Loss | - 26.8dB |

### Antenna Parameters with Body TSL at 5600 MHz

| | |
|---|---|
| Impedance, transformed to feed point | 56.3Ω + 4.48jΩ |
| Return Loss | - 22.8dB |

### Antenna Parameters with Body TSL at 5750 MHz

| | |
|---|---|
| Impedance, transformed to feed point | 53.7Ω + 2.93jΩ |
| Return Loss | - 26.9dB |

Add: No.51 Xueyuan Road, Haidian District, Beijing, 100191, China
Tel: +86-10-62304633-2079 Fax: +86-10-62304633-2504
E-mail: cttl@chinattl.com http://www.chinattl.cn

## General Antenna Parameters and Design

| | |
|---|---|
| Electrical Delay (one direction) | 1.301 ns |

After long term use with 100W radiated power, only a slight warming of the dipole near the feedpoint can be measured.

The dipole is made of standard semirigid coaxial cable. The center conductor of the feeding line is directly connected to the second arm of the dipole. The antenna is therefore short-circuited for DC-signals. On some of the dipoles, small end caps are added to the dipole arms in order to improve matching when loaded according to the position as explained in the "Measurement Conditions" paragraph. The SAR data are not affected by this change. The overall dipole length is still according to the Standard.
No excessive force must be applied to the dipole arms, because they might bend or the soldered connections near the feedpoint may be damaged.

## Additional EUT Data

| | |
|---|---|
| Manufactured by | SPEAG |

Add: No.51 Xueyuan Road, Haidian District, Beijing, 100191, China
Tel: +86-10-62304633-2079 Fax: +86-10-62304633-2504
E-mail: cttl@chinattl.com http://www.chinattl.cn

**DASY5 Validation Report for Head TSL** Date: 12.12.2016

Test Laboratory: CTTL, Beijing, China

**DUT: Dipole 5GHz; Type: D5GHzV2; Serial: D5GHzV2 - SN: 1113**

Communication System: CW; Frequency: 5250 MHz, Frequency: 5600 MHz, Frequency: 5750 MHz,

Medium parameters used: f = 5250 MHz; σ = 4.724 mho/m; εr = 36.26; ρ = 1000 kg/m3, Medium parameters used: f = 5600 MHz; σ = 5.172 mho/m; εr = 35.54; ρ = 1000 kg/m3, Medium parameters used: f = 5750 MHz; σ = 5.371 mho/m; εr = 35.17; ρ = 1000 kg/m3,

Phantom section: Center Section

Measurement Standard: DASY5 (IEEE/IEC/ANSI C63.19-2007)

DASY5 Configuration:

- Probe: EX3DV4 - SN7307; ConvF(5.32,5.32,5.32); Calibrated: 2016/2/19, ConvF(4.52,4.52,4.52); Calibrated: 2016/2/19, ConvF(4.45,4.45,4.45); Calibrated: 2016/2/19,
- Sensor-Surface: 1.4mm (Mechanical Surface Detection)
- Electronics: DAE4 Sn771; Calibrated: 2016/2/2
- Phantom: Triple Flat Phantom 5.1C; Type: QD 000 P51 CA; Serial: 1161/3
- Measurement SW: DASY52, Version 52.8 (8); SEMCAD X Version 14.6.10 (7372)

**Dipole Calibration /Pin=100mW, d=10mm, f=5250 MHz/Zoom Scan, dist=1.4mm (8x8x7)/Cube 0:** Measurement grid: dx=4mm, dy=4mm, dz=1.4mm
Reference Value = 66.56 V/m; Power Drift = 0.00 dB
Peak SAR (extrapolated) = 31.1 W/kg
**SAR(1 g) = 7.62 W/kg; SAR(10 g) = 2.17 W/kg**
Maximum value of SAR (measured) = 17.6 W/kg

**Dipole Calibration /Pin=100mW, d=10mm, f=5600 MHz/Zoom Scan, dist=1.4mm (8x8x7)/Cube 0:** Measurement grid: dx=4mm, dy=4mm, dz=1.4mm
Reference Value = 70.62 V/m; Power Drift = 0.07 dB
Peak SAR (extrapolated) = 35.2 W/kg
**SAR(1 g) = 8.07 W/kg; SAR(10 g) = 2.3 W/kg**
Maximum value of SAR (measured) = 19.8 W/kg

Add: No.51 Xueyuan Road, Haidian District, Beijing, 100191, China
Tel: +86-10-62304633-2079 Fax: +86-10-62304633-2504
E-mail: cttl@chinattl.com http://www.chinattl.cn

**Dipole Calibration /Pin=100mW, d=10mm, f=5750 MHz/Zoom Scan, dist=1.4mm (8x8x7)/Cube 0:** Measurement grid: dx=4mm, dy=4mm, dz=1.4mm
Reference Value = 69.62 V/m; Power Drift = -0.04 dB
Peak SAR (extrapolated) = 33.9 W/kg
**SAR(1 g) = 8.03 W/kg; SAR(10 g) = 2.28 W/kg**
Maximum value of SAR (measured) = 19.6 W/kg

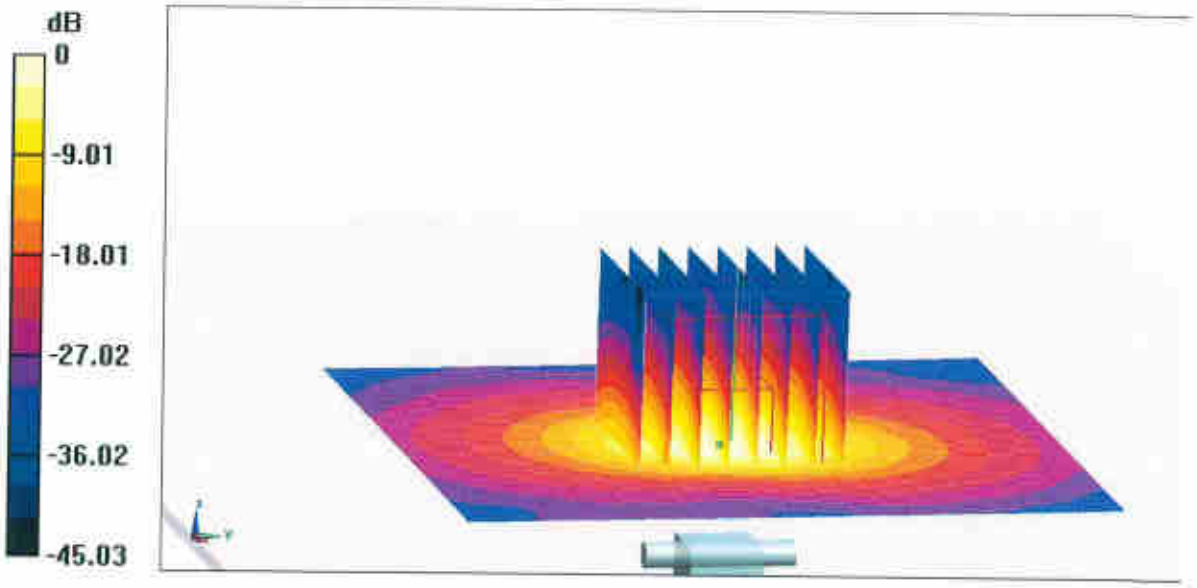


**0 dB = 19.6 W/kg = 12.92 dBW/kg**

In Collaboration with
s p e a g
CALIBRATION LABORATORY

Add: No.51 Xueyuan Road, Haidian District, Beijing, 100191, China
Tel: +86-10-62304633-2079 Fax: +86-10-62304633-2504
E-mail: cttl@chinattl.com http://www.chinattl.cn

## Impedance Measurement Plot for Head TSL

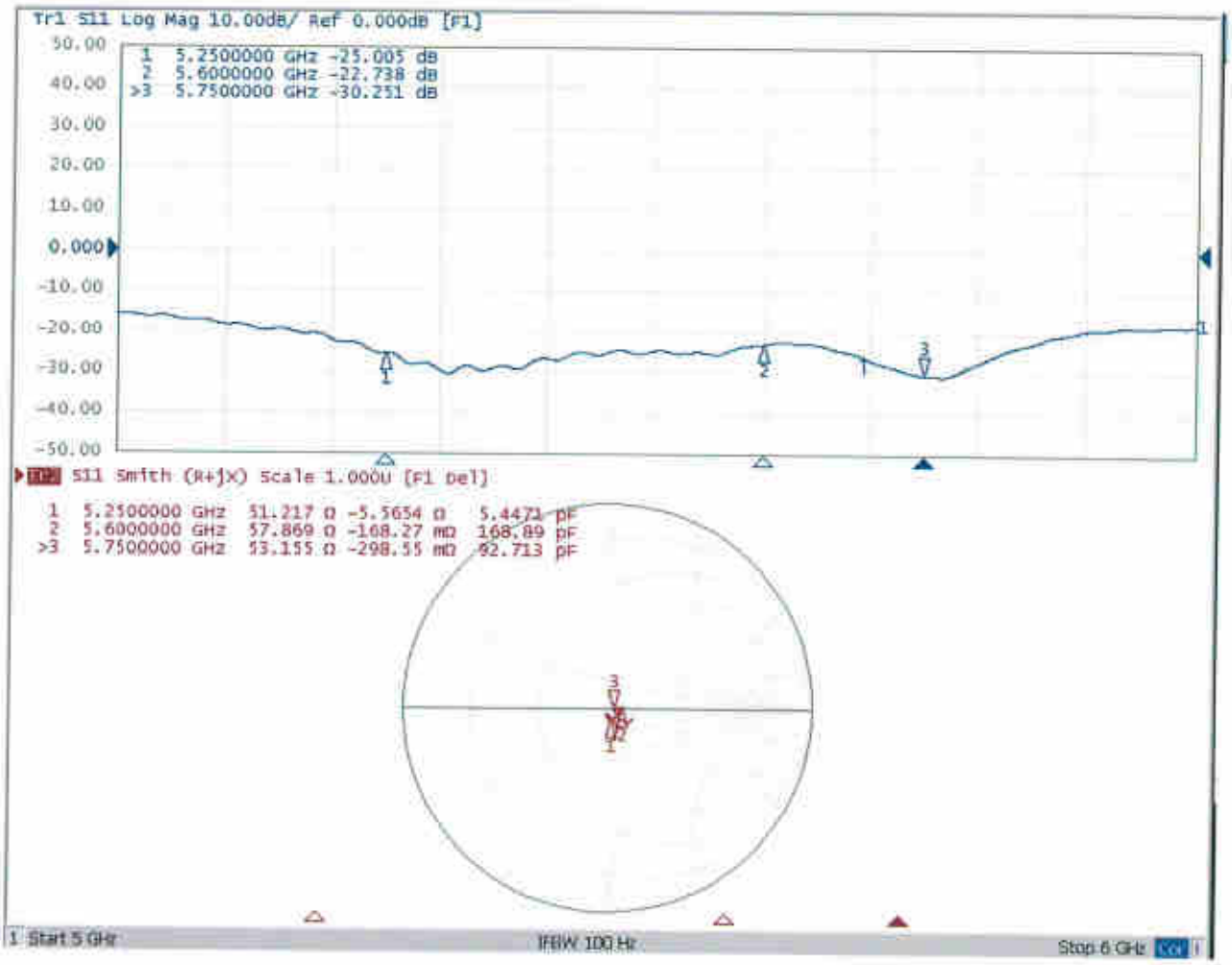

Add: No.51 Xueyuan Road, Haidian District, Beijing, 100191, China
Tel: +86-10-62304633-2079 Fax: +86-10-62304633-2504
E-mail: cttl@chinattl.com http://www.chinattl.cn

**DASY5 Validation Report for Body TSL** Date: 12.13.2016

Test Laboratory: CTTL, Beijing, China

**DUT: Dipole 5GHz; Type: D5GHzV2; Serial: D5GHzV2 - SN: 1113**

Communication System: CW; Frequency: 5250 MHz, Frequency: 5600 MHz, Frequency: 5750 MHz,

Medium parameters used: f = 5250 MHz; σ = 5.442 mho/m; εr = 47.93; ρ = 1000 kg/m3, Medium parameters used: f = 5600 MHz; σ = 5.74 mho/m; εr = 48.92; ρ = 1000 kg/m3, Medium parameters used: f = 5750 MHz; σ = 5.91 mho/m; εr = 48.73; ρ = 1000 kg/m3,

Phantom section: Right Section

Measurement Standard: DASY5 (IEEE/IEC/ANSI C63.19-2007)

DASY5 Configuration:

- Probe: EX3DV4 - SN7307; ConvF(4.48,4.48,4.48); Calibrated: 2016/2/19, ConvF(3.72,3.72,3.72); Calibrated: 2016/2/19, ConvF(3.91,3.91,3.91); Calibrated: 2016/2/19,
- Sensor-Surface: 1.4mm (Mechanical Surface Detection)
- Electronics: DAE4 Sn771; Calibrated: 2016/2/2
- Phantom: Triple Flat Phantom 5.1C; Type: QD 000 P51 CA; Serial: 1161/3
- Measurement SW: DASY52, Version 52.8 (8); SEMCAD X Version 14.6.10 (7372)

**Dipole Calibration /Pin=100mW, d=10mm, f=5250 MHz/Zoom Scan, dist=1.4mm (8x8x7)/Cube 0:** Measurement grid: dx=4mm, dy=4mm, dz=1.4mm
Reference Value = 50.72 V/m; Power Drift = 0.01 dB
Peak SAR (extrapolated) = 29.1 W/kg
**SAR(1 g) = 7.63 W/kg; SAR(10 g) = 2.16 W/kg**
Maximum value of SAR (measured) = 17.9 W/kg

**Dipole Calibration /Pin=100mW, d=10mm, f=5600 MHz/Zoom Scan, dist=1.4mm (8x8x7)/Cube 0:** Measurement grid: dx=4mm, dy=4mm, dz=1.4mm
Reference Value = 58.44 V/m; Power Drift = 0.01 dB
Peak SAR (extrapolated) = 30.7 W/kg
**SAR(1 g) = 7.97 W/kg; SAR(10 g) = 2.25 W/kg**
Maximum value of SAR (measured) = 18.3 W/kg

Add: No.51 Xueyuan Road, Haidian District, Beijing, 100191, China
Tel: +86-10-62304633-2079 Fax: +86-10-62304633-2504
E-mail: cttl@chinattl.com http://www.chinattl.cn

**Dipole Calibration /Pin=100mW, d=10mm, f=5750 MHz/Zoom Scan, dist=1.4mm (8x8x7)/Cube 0:** Measurement grid: dx=4mm, dy=4mm, dz=1.4mm
Reference Value = 61.59 V/m; Power Drift = 0.05 dB
Peak SAR (extrapolated) = 31.1 W/kg
**SAR(1 g) = 7.51 W/kg; SAR(10 g) = 2.11 W/kg**
Maximum value of SAR (measured) = 18.5 W/kg

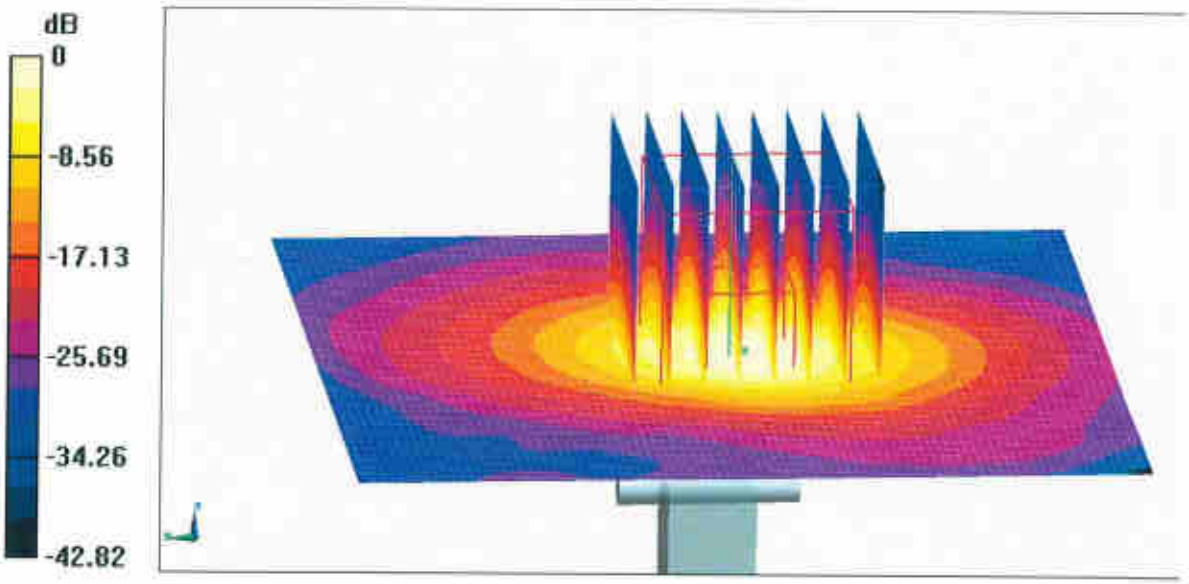


**0 dB = 18.5 W/kg = 12.67 dBW/kg**

In Collaboration with
s p e a g
CALIBRATION LABORATORY

Add: No.51 Xueyuan Road, Haidian District, Beijing, 100191, China
Tel: +86-10-62304633-2079 Fax: +86-10-62304633-2504
E-mail: cttl@chinattl.com http://www.chinattl.cn

## Impedance Measurement Plot for Body TSL

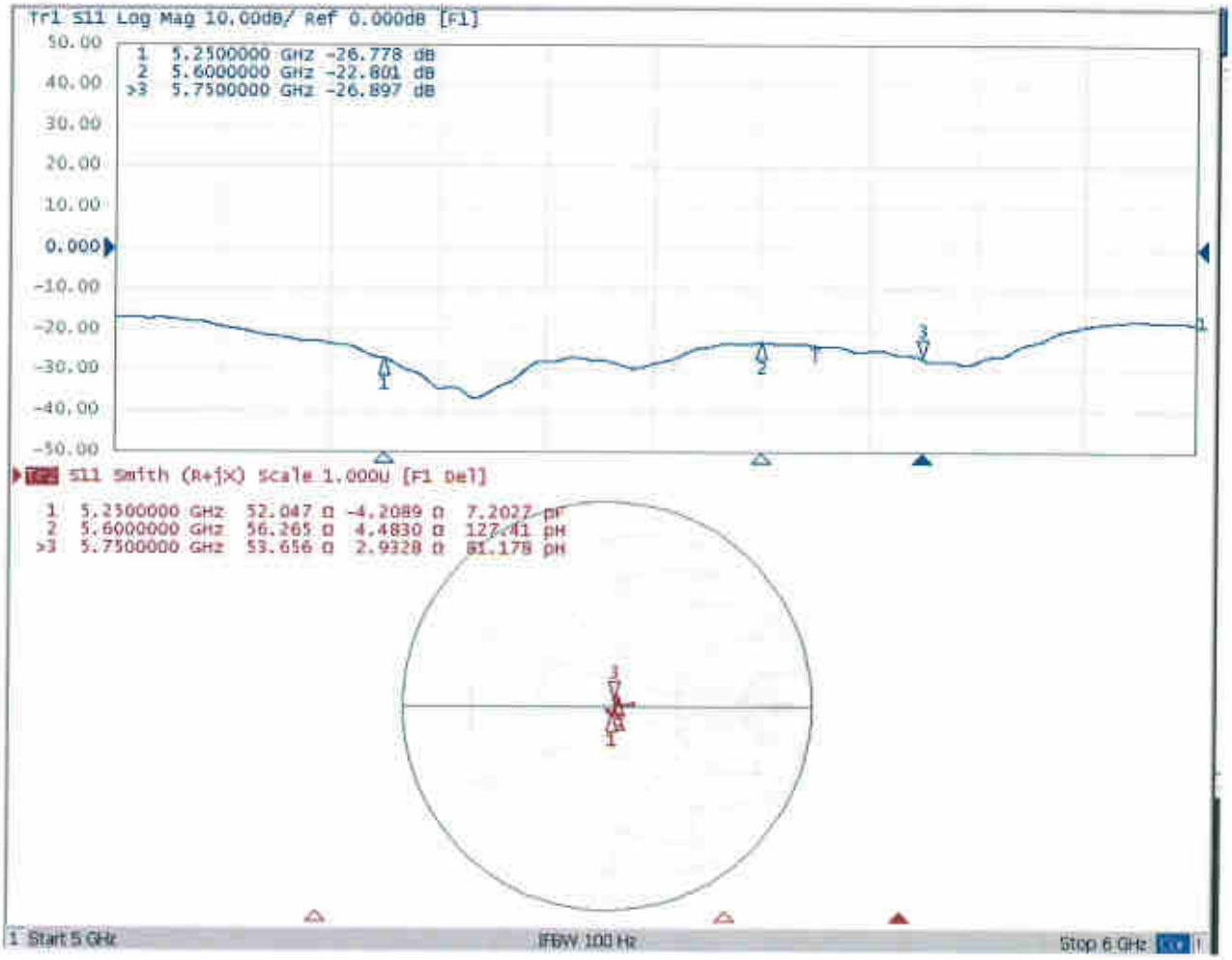

In Collaboration with
s p e a g
CALIBRATION LABORATORY
Add: No.51 Xueyuan Road, Haidian District, Beijing, 100191, China
Tel: +86-10-62304633-2218 Fax: +86-10-62304633-2209
E-mail: cttl@chinattl.com Http://www.chinattl.cn

中国认可
国际互认
校准
CALIBRATION
CNAS L0570

Client : **Sporton_CN** **Certificate No: Z16-97071**

# CALIBRATION CERTIFICATE

| | |
|---|---|
| Object | DAE4 - SN: 1210 |
| Calibration Procedure(s) | FD-Z11-2-002-01<br>Calibration Procedure for the Data Acquisition Electronics (DAEx) |
| Calibration date: | May 18, 2016 |

This calibration Certificate documents the traceability to national standards, which realize the physical units of measurements(SI). The measurements and the uncertainties with confidence probability are given on the following pages and are part of the certificate.

All calibrations have been conducted in the closed laboratory facility: environment temperature(22±3)°C and humidity<70%.

Calibration Equipment used (M&TE critical for calibration)

| Primary Standards | ID # | Cal Date(Calibrated by, Certificate No.) | Scheduled Calibration |
|---|---|---|---|
| Process Calibrator 753 | 1971018 | 06-July-15 (CTTL, No:J15X04257) | July-16 |

| | Name | Function | Signature |
|---|---|---|---|
| Calibrated by: | Yu Zongying | SAR Test Engineer | |
| Reviewed by: | Qi Dianyuan | SAR Project Leader | |
| Approved by: | Lu Bingsong | Deputy Director of the laboratory | |

Issued: May 19, 2016

This calibration certificate shall not be reproduced except in full without written approval of the laboratory.

Add: No.51 Xueyuan Road, Haidian District, Beijing, 100191, China
Tel: +86-10-62304633-2218 Fax: +86-10-62304633-2209
E-mail: cttl@chinattl.com Http://www.chinattl.cn

**Glossary:**

| | |
|---|---|
| DAE | data acquisition electronics |
| Connector angle | information used in DASY system to align probe sensor X to the robot coordinate system. |

**Methods Applied and Interpretation of Parameters:**

- *DC Voltage Measurement*: Calibration Factor assessed for use in DASY system by comparison with a calibrated instrument traceable to national standards. The figure given corresponds to the full scale range of the voltmeter in the respective range.

- *Connector angle*: The angle of the connector is assessed measuring the angle mechanically by a tool inserted. Uncertainty is not required.

- The report provide only calibration results for DAE, it does not contain other performance test results.

In Collaboration with
s p e a g
CALIBRATION LABORATORY

Add: No.51 Xueyuan Road, Haidian District, Beijing, 100191, China
Tel: +86-10-62304633-2218 Fax: +86-10-62304633-2209
E-mail: cttl@chinattl.com Http://www.chinattl.cn

## DC Voltage Measurement

A/D - Converter Resolution nominal

High Range: 1LSB = 6.1μV , full range = -100...+300 mV
Low Range: 1LSB = 61nV , full range = -1.....+3mV

DASY measurement parameters: Auto Zero Time: 3 sec; Measuring time: 3 sec

| Calibration Factors | X | Y | Z |
|---|---|---|---|
| **High Range** | 404.076 ± 0.15% (k=2) | 404.897 ± 0.15% (k=2) | 405.013 ± 0.15% (k=2) |
| **Low Range** | 3.99810 ± 0.7% (k=2) | 3.98220 ± 0.7% (k=2) | 3.99829 ± 0.7% (k=2) |

## Connector Angle

| | |
|---|---|
| **Connector Angle** to be used in DASY system | 58° ± 1 ° |