LTE Band 41 / 15MHz

Lowest Channel / QPSK

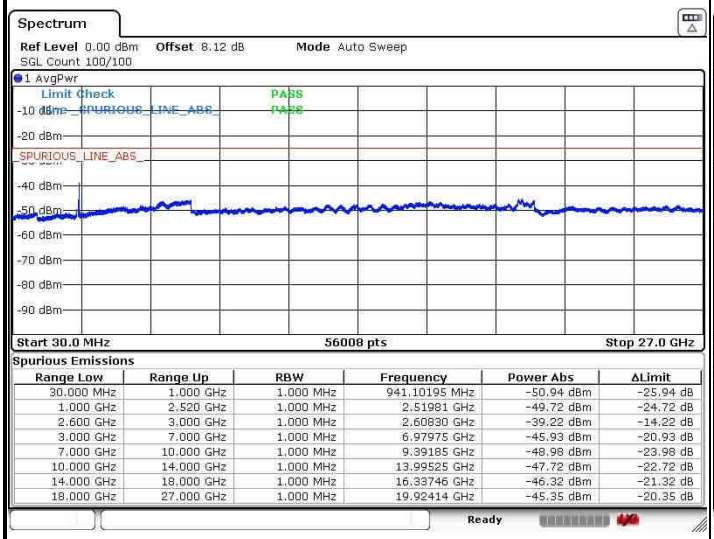

Spurious Emissions

Range Low	Range Up	RBW	Frequency	Power Abs	ΔLimit
30.000 MHz	1.000 GHz	1.000 MHz	941.10195 MHz	-50.94 dBm	-25.94 dB
1.000 GHz	2.520 GHz	1.000 MHz	2.51981 GHz	-49.72 dBm	-24.72 dB
2.600 GHz	3.000 GHz	1.000 MHz	2.60830 GHz	-39.22 dBm	-14.22 dB
3.000 GHz	7.000 GHz	1.000 MHz	6.97975 GHz	-45.93 dBm	-20.93 dB
7.000 GHz	10.000 GHz	1.000 MHz	9.39185 GHz	-48.98 dBm	-23.98 dB
10.000 GHz	14.000 GHz	1.000 MHz	13.99525 GHz	-47.72 dBm	-22.72 dB
14.000 GHz	18.000 GHz	1.000 MHz	16.33746 GHz	-46.32 dBm	-21.32 dB
18.000 GHz	27.000 GHz	1.000 MHz	19.92414 GHz	-45.35 dBm	-20.35 dB

Date: 27.APR.2017 01:57:42

Lowest Channel / 16QAM

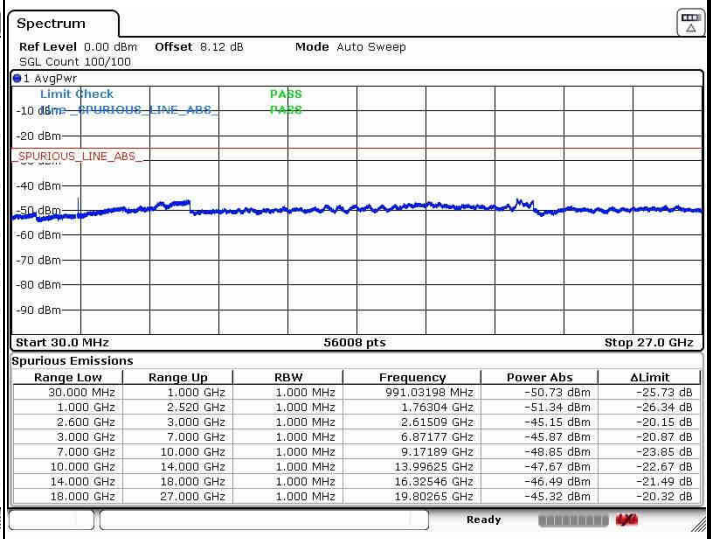

Spurious Emissions

Range Low	Range Up	RBW	Frequency	Power Abs	ΔLimit
30.000 MHz	1.000 GHz	1.000 MHz	991.03198 MHz	-50.73 dBm	-25.73 dB
1.000 GHz	2.520 GHz	1.000 MHz	1.76304 GHz	-51.34 dBm	-26.34 dB
2.600 GHz	3.000 GHz	1.000 MHz	2.61509 GHz	-45.15 dBm	-20.15 dB
3.000 GHz	7.000 GHz	1.000 MHz	6.87177 GHz	-45.87 dBm	-20.87 dB
7.000 GHz	10.000 GHz	1.000 MHz	9.17189 GHz	-48.85 dBm	-23.85 dB
10.000 GHz	14.000 GHz	1.000 MHz	13.99625 GHz	-47.67 dBm	-22.67 dB
14.000 GHz	18.000 GHz	1.000 MHz	16.32546 GHz	-46.49 dBm	-21.49 dB
18.000 GHz	27.000 GHz	1.000 MHz	19.80265 GHz	-45.32 dBm	-20.32 dB

Date: 27.APR.2017 01:58:45

Middle Channel / QPSK

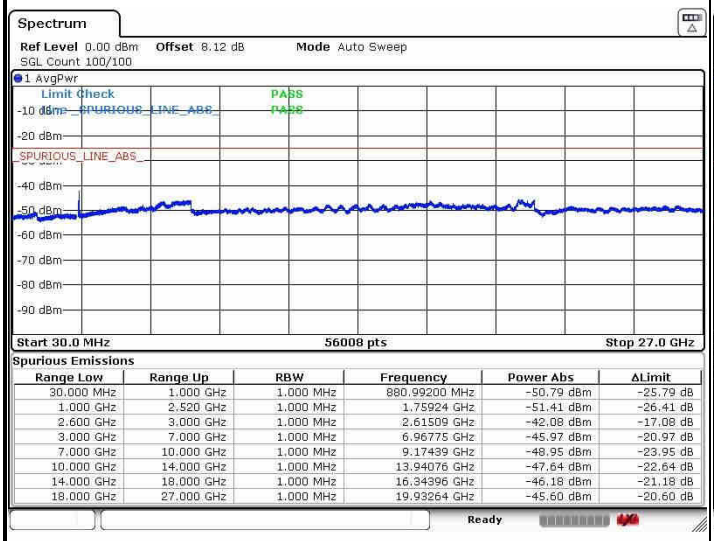

Spurious Emissions

Range Low	Range Up	RBW	Frequency	Power Abs	ΔLimit
30.000 MHz	1.000 GHz	1.000 MHz	880.99200 MHz	-50.79 dBm	-25.79 dB
1.000 GHz	2.520 GHz	1.000 MHz	1.75924 GHz	-51.41 dBm	-26.41 dB
2.600 GHz	3.000 GHz	1.000 MHz	2.61509 GHz	-42.08 dBm	-17.08 dB
3.000 GHz	7.000 GHz	1.000 MHz	6.96775 GHz	-45.97 dBm	-20.97 dB
7.000 GHz	10.000 GHz	1.000 MHz	9.17439 GHz	-48.95 dBm	-23.95 dB
10.000 GHz	14.000 GHz	1.000 MHz	13.94076 GHz	-47.64 dBm	-22.64 dB
14.000 GHz	18.000 GHz	1.000 MHz	16.34396 GHz	-46.18 dBm	-21.18 dB
18.000 GHz	27.000 GHz	1.000 MHz	19.93264 GHz	-45.60 dBm	-20.60 dB

Date: 27.APR.2017 02:00:02

Middle Channel / 16QAM

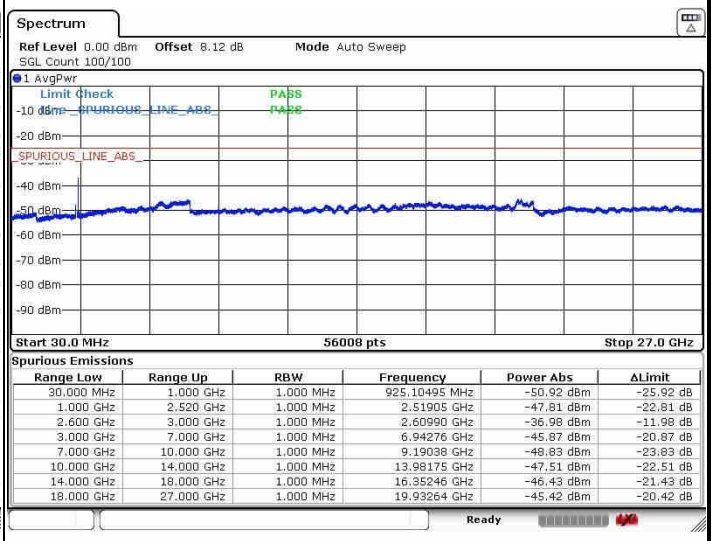

Spurious Emissions

Range Low	Range Up	RBW	Frequency	Power Abs	ΔLimit
30.000 MHz	1.000 GHz	1.000 MHz	925.10495 MHz	-50.92 dBm	-25.92 dB
1.000 GHz	2.520 GHz	1.000 MHz	2.51905 GHz	-47.81 dBm	-22.81 dB
2.600 GHz	3.000 GHz	1.000 MHz	2.60990 GHz	-36.98 dBm	-11.98 dB
3.000 GHz	7.000 GHz	1.000 MHz	6.94276 GHz	-45.87 dBm	-20.87 dB
7.000 GHz	10.000 GHz	1.000 MHz	9.19038 GHz	-48.83 dBm	-23.83 dB
10.000 GHz	14.000 GHz	1.000 MHz	13.98175 GHz	-47.51 dBm	-22.51 dB
14.000 GHz	18.000 GHz	1.000 MHz	16.35246 GHz	-46.43 dBm	-21.43 dB
18.000 GHz	27.000 GHz	1.000 MHz	19.93264 GHz	-45.42 dBm	-20.42 dB

Date: 27.APR.2017 02:01:09

LTE Band 41 / 15MHz

Highest Channel / QPSK

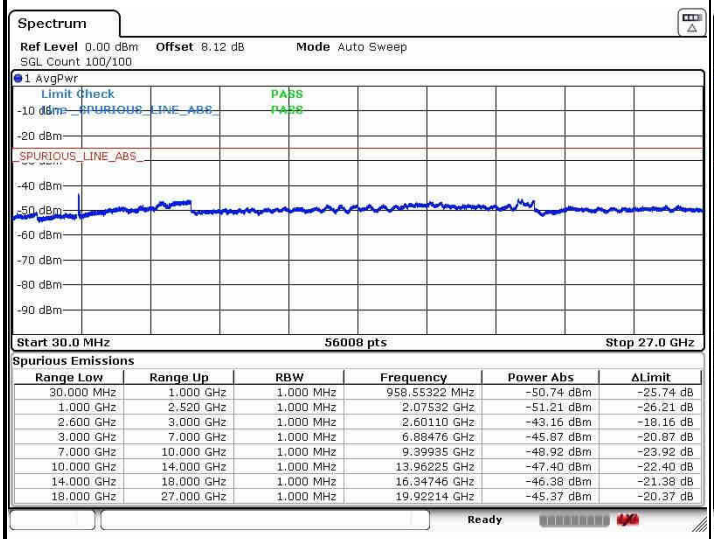

Spurious Emissions

Range Low	Range Up	RBW	Frequency	Power Abs	ΔLimit
30.000 MHz	1.000 GHz	1.000 MHz	958.55322 MHz	-50.74 dBm	-25.74 dB
1.000 GHz	2.520 GHz	1.000 MHz	2.07532 GHz	-51.21 dBm	-26.21 dB
2.600 GHz	3.000 GHz	1.000 MHz	2.60110 GHz	-43.16 dBm	-18.16 dB
3.000 GHz	7.000 GHz	1.000 MHz	6.88476 GHz	-45.87 dBm	-20.87 dB
7.000 GHz	10.000 GHz	1.000 MHz	9.39935 GHz	-48.92 dBm	-23.92 dB
10.000 GHz	14.000 GHz	1.000 MHz	13.96225 GHz	-47.40 dBm	-22.40 dB
14.000 GHz	18.000 GHz	1.000 MHz	16.34746 GHz	-46.38 dBm	-21.38 dB
18.000 GHz	27.000 GHz	1.000 MHz	19.92214 GHz	-45.37 dBm	-20.37 dB

Date: 27.APR.2017 02:02:29

Highest Channel / 16QAM

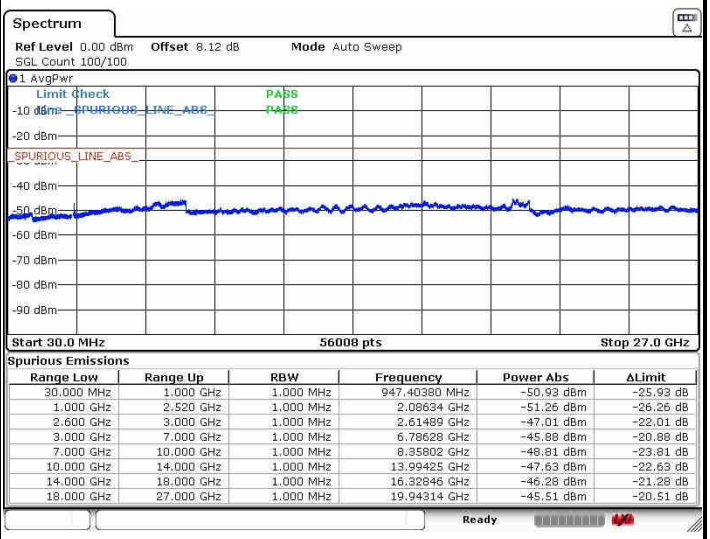

Spurious Emissions

Range Low	Range Up	RBW	Frequency	Power Abs	ΔLimit
30.000 MHz	1.000 GHz	1.000 MHz	947.40380 MHz	-50.93 dBm	-25.93 dB
1.000 GHz	2.520 GHz	1.000 MHz	2.08634 GHz	-51.26 dBm	-26.26 dB
2.600 GHz	3.000 GHz	1.000 MHz	2.61489 GHz	-47.01 dBm	-22.01 dB
3.000 GHz	7.000 GHz	1.000 MHz	6.78628 GHz	-45.88 dBm	-20.88 dB
7.000 GHz	10.000 GHz	1.000 MHz	8.35802 GHz	-48.81 dBm	-23.81 dB
10.000 GHz	14.000 GHz	1.000 MHz	13.99425 GHz	-47.63 dBm	-22.63 dB
14.000 GHz	18.000 GHz	1.000 MHz	16.32846 GHz	-46.28 dBm	-21.28 dB
18.000 GHz	27.000 GHz	1.000 MHz	19.94314 GHz	-45.51 dBm	-20.51 dB

Date: 27.APR.2017 02:03:29

LTE Band 41 / 20MHz

Lowest Channel / QPSK

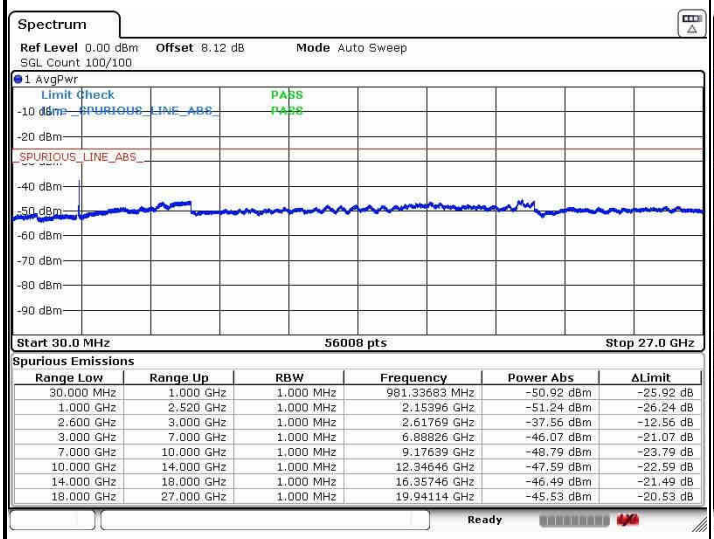

Spurious Emissions

Range Low	Range Up	RBW	Frequency	Power Abs	ΔLimit
30.000 MHz	1.000 GHz	1.000 MHz	981.33683 MHz	-50.92 dBm	-25.92 dB
1.000 GHz	2.520 GHz	1.000 MHz	2.15396 GHz	-51.24 dBm	-26.24 dB
2.600 GHz	3.000 GHz	1.000 MHz	2.61769 GHz	-37.56 dBm	-12.56 dB
3.000 GHz	7.000 GHz	1.000 MHz	6.88826 GHz	-46.07 dBm	-21.07 dB
7.000 GHz	10.000 GHz	1.000 MHz	9.17639 GHz	-48.79 dBm	-23.79 dB
10.000 GHz	14.000 GHz	1.000 MHz	12.34646 GHz	-47.59 dBm	-22.59 dB
14.000 GHz	18.000 GHz	1.000 MHz	16.35746 GHz	-46.49 dBm	-21.49 dB
18.000 GHz	27.000 GHz	1.000 MHz	19.94114 GHz	-45.53 dBm	-20.53 dB

Date: 27.APR.2017 02:04:47

Lowest Channel / 16QAM

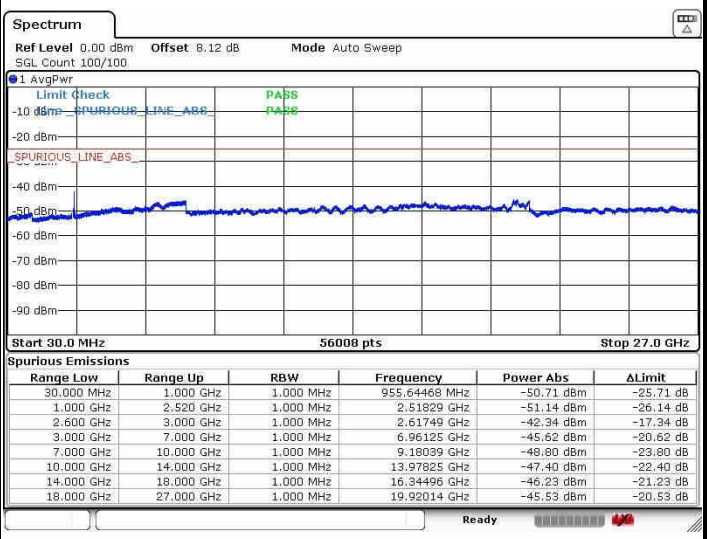

Spurious Emissions

Range Low	Range Up	RBW	Frequency	Power Abs	ΔLimit
30.000 MHz	1.000 GHz	1.000 MHz	955.64468 MHz	-50.71 dBm	-25.71 dB
1.000 GHz	2.520 GHz	1.000 MHz	2.51829 GHz	-51.14 dBm	-26.14 dB
2.600 GHz	3.000 GHz	1.000 MHz	2.61749 GHz	-42.34 dBm	-17.34 dB
3.000 GHz	7.000 GHz	1.000 MHz	6.96125 GHz	-45.62 dBm	-20.62 dB
7.000 GHz	10.000 GHz	1.000 MHz	9.18039 GHz	-48.80 dBm	-23.80 dB
10.000 GHz	14.000 GHz	1.000 MHz	13.97825 GHz	-47.40 dBm	-22.40 dB
14.000 GHz	18.000 GHz	1.000 MHz	16.34496 GHz	-46.23 dBm	-21.23 dB
18.000 GHz	27.000 GHz	1.000 MHz	19.92014 GHz	-45.53 dBm	-20.53 dB

Date: 27.APR.2017 02:05:49

LTE Band 41 / 20MHz

Middle Channel / QPSK

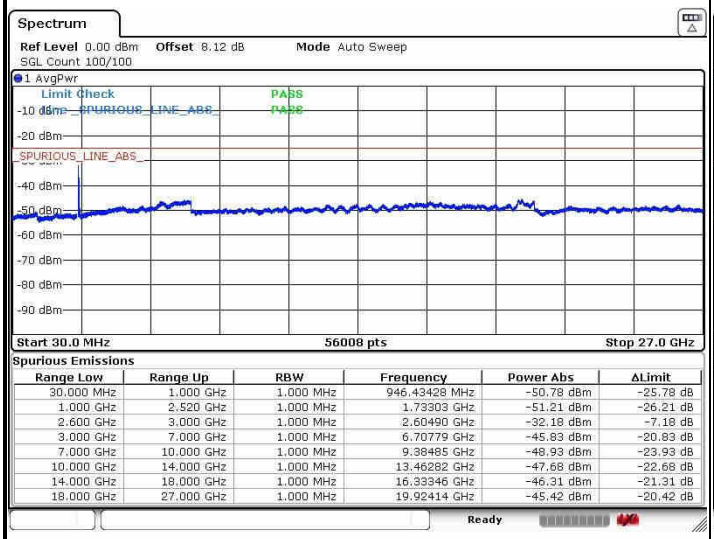

Spurious Emissions

Range Low	Range Up	RBW	Frequency	Power Abs	ΔLimit
30.000 MHz	1.000 GHz	1.000 MHz	946.43428 MHz	-50.78 dBm	-25.78 dB
1.000 GHz	2.520 GHz	1.000 MHz	1.73303 GHz	-51.21 dBm	-26.21 dB
2.600 GHz	3.000 GHz	1.000 MHz	2.60490 GHz	-32.18 dBm	-7.18 dB
3.000 GHz	7.000 GHz	1.000 MHz	6.70779 GHz	-45.83 dBm	-20.83 dB
7.000 GHz	10.000 GHz	1.000 MHz	9.38485 GHz	-48.93 dBm	-23.93 dB
10.000 GHz	14.000 GHz	1.000 MHz	13.46282 GHz	-47.68 dBm	-22.68 dB
14.000 GHz	18.000 GHz	1.000 MHz	16.33346 GHz	-46.31 dBm	-21.31 dB
18.000 GHz	27.000 GHz	1.000 MHz	19.92414 GHz	-45.42 dBm	-20.42 dB

Date: 27.APR.2017 02:06:48

Middle Channel / 16QAM

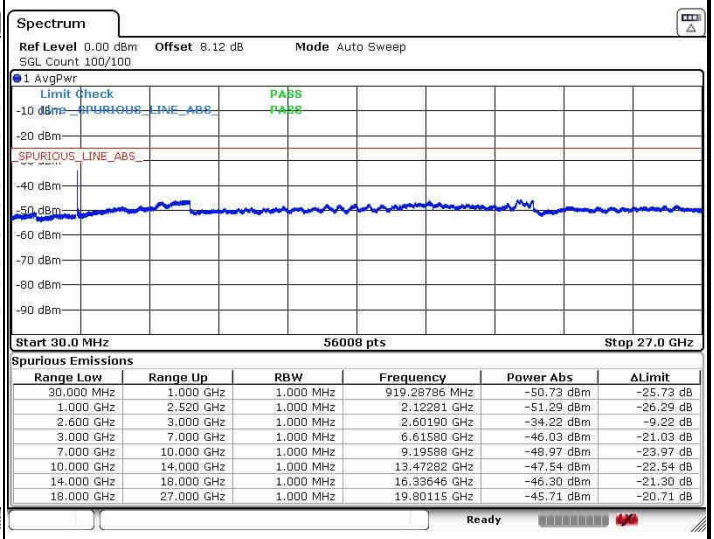

Spurious Emissions

Range Low	Range Up	RBW	Frequency	Power Abs	ΔLimit
30.000 MHz	1.000 GHz	1.000 MHz	919.28786 MHz	-50.73 dBm	-25.73 dB
1.000 GHz	2.520 GHz	1.000 MHz	2.12281 GHz	-51.29 dBm	-26.29 dB
2.600 GHz	3.000 GHz	1.000 MHz	2.60190 GHz	-34.22 dBm	-9.22 dB
3.000 GHz	7.000 GHz	1.000 MHz	6.61580 GHz	-46.03 dBm	-21.03 dB
7.000 GHz	10.000 GHz	1.000 MHz	9.19588 GHz	-48.97 dBm	-23.97 dB
10.000 GHz	14.000 GHz	1.000 MHz	13.47282 GHz	-47.54 dBm	-22.54 dB
14.000 GHz	18.000 GHz	1.000 MHz	16.33646 GHz	-46.30 dBm	-21.30 dB
18.000 GHz	27.000 GHz	1.000 MHz	19.80115 GHz	-45.71 dBm	-20.71 dB

Date: 27.APR.2017 02:07:43

Highest Channel / QPSK

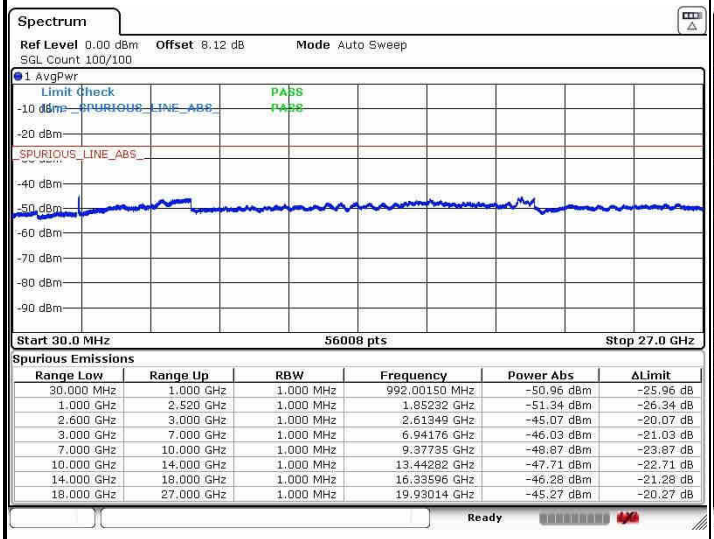

Spurious Emissions

Range Low	Range Up	RBW	Frequency	Power Abs	ΔLimit
30.000 MHz	1.000 GHz	1.000 MHz	992.00150 MHz	-50.96 dBm	-25.96 dB
1.000 GHz	2.520 GHz	1.000 MHz	1.85232 GHz	-51.34 dBm	-26.34 dB
2.600 GHz	3.000 GHz	1.000 MHz	2.61349 GHz	-45.07 dBm	-20.07 dB
3.000 GHz	7.000 GHz	1.000 MHz	6.94176 GHz	-46.03 dBm	-21.03 dB
7.000 GHz	10.000 GHz	1.000 MHz	9.37735 GHz	-48.87 dBm	-23.87 dB
10.000 GHz	14.000 GHz	1.000 MHz	13.44282 GHz	-47.71 dBm	-22.71 dB
14.000 GHz	18.000 GHz	1.000 MHz	16.33596 GHz	-46.28 dBm	-21.28 dB
18.000 GHz	27.000 GHz	1.000 MHz	19.93014 GHz	-45.27 dBm	-20.27 dB

Date: 27.APR.2017 02:08:52

Highest Channel / 16QAM

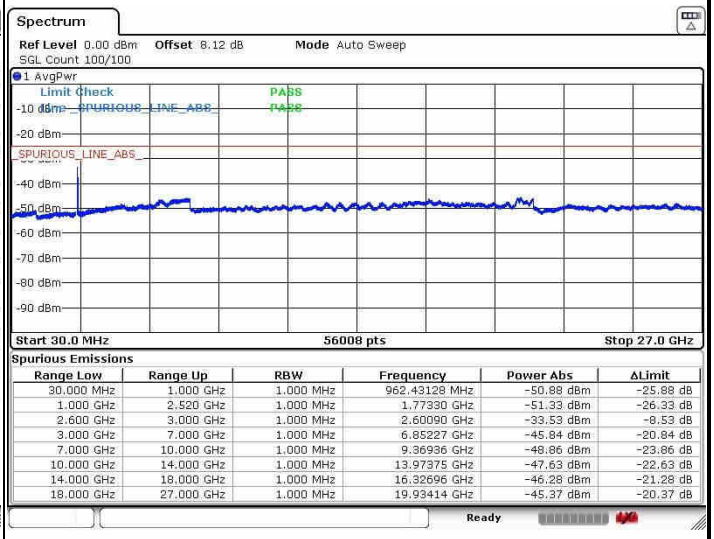

Spurious Emissions

Range Low	Range Up	RBW	Frequency	Power Abs	ΔLimit
30.000 MHz	1.000 GHz	1.000 MHz	962.43128 MHz	-50.88 dBm	-25.88 dB
1.000 GHz	2.520 GHz	1.000 MHz	1.77330 GHz	-51.33 dBm	-26.33 dB
2.600 GHz	3.000 GHz	1.000 MHz	2.60090 GHz	-33.53 dBm	-8.53 dB
3.000 GHz	7.000 GHz	1.000 MHz	6.85227 GHz	-45.84 dBm	-20.84 dB
7.000 GHz	10.000 GHz	1.000 MHz	9.36936 GHz	-48.86 dBm	-23.86 dB
10.000 GHz	14.000 GHz	1.000 MHz	13.97375 GHz	-47.63 dBm	-22.63 dB
14.000 GHz	18.000 GHz	1.000 MHz	16.32696 GHz	-46.28 dBm	-21.28 dB
18.000 GHz	27.000 GHz	1.000 MHz	19.93414 GHz	-45.37 dBm	-20.37 dB

Date: 27.APR.2017 02:10:00

Frequency Stability

Test Conditions		LTE Band 7 (QPSK) / Middle Channel	Limit
Temperature (°C)	Voltage (Volt)	BW 10MHz	Note 2.
		Deviation (ppm)	Result
50	Normal Voltage	0.0022	PASS
40	Normal Voltage	0.0007	
30	Normal Voltage	0.0030	
20(Ref.)	Normal Voltage	0.0000	
10	Normal Voltage	0.0030	
0	Normal Voltage	0.0012	
-10	Normal Voltage	0.0002	
-20	Normal Voltage	0.0032	
-30	Normal Voltage	0.0027	
20	Maximum Voltage	0.0002	
20	Normal Voltage	0.0023	
20	Battery End Point	0.0006	

Note:

1. Normal Voltage =3.8 V.；Battery End Point (BEP) =3.6V.；Maximum Voltage =4.4V.
2. Note: The frequency fundamental emissions stay within the authorized frequency block.

Test Conditions		LTE Band 26 (QPSK) / Middle Channel	Limit
Temperature (°C)	Voltage (Volt)	BW 10MHz	2.5ppm
		Deviation (ppm)	Result
50	Normal Voltage	0.0045	PASS
40	Normal Voltage	0.0117	
30	Normal Voltage	0.0088	
20(Ref.)	Normal Voltage	0.0000	
10	Normal Voltage	0.0105	
0	Normal Voltage	0.0027	
-10	Normal Voltage	0.0044	
-20	Normal Voltage	0.0111	
-30	Normal Voltage	0.0092	
20	Maximum Voltage	0.0041	
20	Normal Voltage	0.0023	
20	Battery End Point	0.0096	

Note: Normal Voltage =3.8 V.；Battery End Point (BEP) =3.6 V.；Maximum Voltage =4.4 V.

Test Conditions		LTE Band 38 (QPSK) / Middle Channel	Limit
Temperature (°C)	Voltage (Volt)	BW 10MHz	Note 2.
		Deviation (ppm)	Result
50	Normal Voltage	0.0024	PASS
40	Normal Voltage	0.0011	
30	Normal Voltage	0.0001	
20(Ref.)	Normal Voltage	0.0000	
10	Normal Voltage	0.0027	
0	Normal Voltage	0.0030	
-10	Normal Voltage	0.0002	
-20	Normal Voltage	0.0025	
-30	Normal Voltage	0.0003	
20	Maximum Voltage	0.0023	
20	Normal Voltage	0.0007	
20	Battery End Point	0.0002	

Note:

1. Normal Voltage =3.8 V.；Battery End Point (BEP) =3.6 V.；Maximum Voltage =4.4 V.
2. Note: The frequency fundamental emissions stay within the authorized frequency block.

Test Conditions		LTE Band 41 (QPSK) / Middle Channel	Limit
Temperature (°C)	Voltage (Volt)	BW 10MHz	Note 2.
		Deviation (ppm)	Result
50	Normal Voltage	0.0000	PASS
40	Normal Voltage	0.0001	
30	Normal Voltage	0.0001	
20(Ref.)	Normal Voltage	0.0000	
10	Normal Voltage	0.0000	
0	Normal Voltage	0.0002	
-10	Normal Voltage	0.0000	
-20	Normal Voltage	0.0001	
-30	Normal Voltage	0.0002	
20	Maximum Voltage	0.0001	
20	Normal Voltage	0.0000	
20	Battery End Point	0.0000	

Note:

1. Normal Voltage =3.8 V.；Battery End Point (BEP) =3.6 V.；Maximum Voltage =4.4 V.
2. Note: The frequency fundamental emissions stay within the authorized frequency block.

Appendix B. Test Results of Radiated Test

Radiated Spurious Emission

LTE Band 7 / 5MHz / QPSK / RB Size 1 Offset 0									
Channel	Frequency (MHz)	EIRP (dBm)	Limit (dBm)	Over Limit (dB)	SPA Reading (dBm)	S.G. Power (dBm)	TX Cable loss (dB)	TX Antenna Gain (dBi)	Polarization (H/V)
Middle	5064	-65.07	-25	-40.07	-74.29	-71.63	2.41	8.97	H
	7600	-62.09	-25	-37.09	-75.79	-71.09	2.86	11.86	H
	10134	-58.46	-25	-33.46	-76.81	-67.36	3.21	12.11	H
	5064	-65.55	-25	-40.55	-74.26	-72.11	2.41	8.97	V
	7600	-61.20	-25	-36.20	-75.83	-70.20	2.86	11.86	V
	10134	-57.14	-25	-32.14	-76.54	-66.04	3.21	12.11	V

Remark: Spurious emissions within 30-1000MHz were found more than 20dB below limit line.

LTE Band 7 / 10MHz / QPSK / RB Size 1 Offset 0									
Channel	Frequency (MHz)	EIRP (dBm)	Limit (dBm)	Over Limit (dB)	SPA Reading (dBm)	S.G. Power (dBm)	TX Cable loss (dB)	TX Antenna Gain (dBi)	Polarization (H/V)
Middle	5060	-65.35	-25	-40.35	-74.57	-71.91	2.41	8.97	H
	7592	-62.26	-25	-37.26	-75.96	-71.26	2.86	11.86	H
	10125	-58.69	-25	-33.69	-77.04	-67.59	3.21	12.11	H
	5060	-64.94	-25	-39.94	-73.65	-71.50	2.41	8.97	V
	7592	-60.89	-25	-35.89	-75.52	-69.89	2.86	11.86	V
	10125	-57.06	-25	-32.06	-76.46	-65.96	3.21	12.11	V

Remark: Spurious emissions within 30-1000MHz were found more than 20dB below limit line.

LTE Band 7 / 15MHz / QPSK / RB Size 1 Offset 0									
Channel	Frequency (MHz)	EIRP (dBm)	Limit (dBm)	Over Limit (dB)	SPA Reading (dBm)	S.G. Power (dBm)	TX Cable loss (dB)	TX Antenna Gain (dBi)	Polarization (H/V)
Middle	5056	-64.92	-25	-39.92	-74.14	-71.48	2.41	8.97	H
	7584	-62.22	-25	-37.22	-75.92	-71.22	2.86	11.86	H
	10116	-58.25	-25	-33.25	-76.60	-67.15	3.21	12.11	H
	5056	-65.80	-25	-40.80	-74.51	-72.36	2.41	8.97	V
	7584	-60.87	-25	-35.87	-75.5	-69.87	2.86	11.86	V
	10116	-57.67	-25	-32.67	-77.07	-66.57	3.21	12.11	V

Remark: Spurious emissions within 30-1000MHz were found more than 20dB below limit line.

LTE Band 7 / 20MHz / QPSK / RB Size 1 Offset 0									
Channel	Frequency (MHz)	EIRP (dBm)	Limit (dBm)	Over Limit (dB)	SPA Reading (dBm)	S.G. Power (dBm)	TX Cable loss (dB)	TX Antenna Gain (dBi)	Polarization (H/V)
Middle	5052	-65.98	-25	-40.98	-75.20	-72.54	2.41	8.97	H
	7580	-61.53	-25	-36.53	-75.23	-70.53	2.86	11.86	H
	10107	-58.83	-25	-33.83	-77.18	-67.73	3.21	12.11	H
	5052	-66.13	-25	-41.13	-74.84	-72.69	2.41	8.97	V
	7580	-61.47	-25	-36.47	-76.1	-70.47	2.86	11.86	V
	10107	-57.41	-25	-32.41	-76.81	-66.31	3.21	12.11	V

Remark: Spurious emissions within 30-1000MHz were found more than 20dB below limit line.

LTE Band 26 / 1.4MHz / QPSK									
Channel	Frequency (MHz)	ERP (dBm)	Limit (dBm)	Over Limit (dB)	SPA Reading (dBm)	S.G. Power (dBm)	TX Cable loss (dB)	TX Antenna Gain (dBi)	Polarization (H/V)
Middle	1672	-52.30	-13	-39.30	-52.34	-54.16	1.19	5.20	H
	2508	-66.65	-13	-53.65	-69.64	-68.87	1.53	5.90	H
	3345	-67.32	-13	-54.32	-71.27	-70.11	1.76	6.70	H
	1672	-56.76	-13	-43.76	-54.72	-58.62	1.19	5.20	V
	2508	-67.69	-13	-54.69	-69.67	-69.91	1.53	5.90	V
	3345	-68.81	-13	-55.81	-72.13	-71.60	1.76	6.70	V

Remark: Spurious emissions within 30-1000MHz were found more than 20dB below limit line.

LTE Band 26 / 3MHz / QPSK									
Channel	Frequency (MHz)	ERP (dBm)	Limit (dBm)	Over Limit (dB)	SPA Reading (dBm)	S.G. Power (dBm)	TX Cable loss (dB)	TX Antenna Gain (dBi)	Polarization (H/V)
Middle	1670	-55.69	-13	-42.69	-54.58	-57.55	1.19	5.20	H
	2506	-65.66	-13	-52.66	-68.65	-67.88	1.53	5.90	H
	3342	-68.47	-13	-55.47	-72.42	-71.26	1.76	6.70	H
	1670	-57.54	-13	-44.54	-55.5	-59.40	1.19	5.20	V
	2506	-67.31	-13	-54.31	-69.29	-69.53	1.53	5.90	V
	3342	-69.98	-13	-56.98	-73.3	-72.77	1.76	6.70	V

Remark: Spurious emissions within 30-1000MHz were found more than 20dB below limit line.

LTE Band 26 / 5MHz / QPSK									
Channel	Frequency (MHz)	ERP (dBm)	Limit (dBm)	Over Limit (dB)	SPA Reading (dBm)	S.G. Power (dBm)	TX Cable loss (dB)	TX Antenna Gain (dBi)	Polarization (H/V)
Middle	1668	-55.47	-13	-42.47	-54.41	-57.33	1.19	5.20	H
	2504	-66.17	-13	-53.17	-69.16	-68.39	1.53	5.90	H
	3336	-67.06	-13	-54.06	-71.01	-69.85	1.76	6.70	H
	1668	-58.09	-13	-45.09	-56.05	-59.95	1.19	5.20	V
	2504	-67.41	-13	-54.41	-69.39	-69.63	1.53	5.90	V
	3336	-69.62	-13	-56.62	-72.94	-72.41	1.76	6.70	V

Remark: Spurious emissions within 30-1000MHz were found more than 20dB below limit line.

LTE Band 26 / 10MHz / QPSK									
Channel	Frequency (MHz)	ERP (dBm)	Limit (dBm)	Over Limit (dB)	SPA Reading (dBm)	S.G. Power (dBm)	TX Cable loss (dB)	TX Antenna Gain (dBi)	Polarization (H/V)
Middle	1664	-51.77	-13	-38.77	-51.92	-53.63	1.19	5.20	H
	2496	-64.76	-13	-51.76	-67.75	-66.98	1.53	5.90	H
	3327	-66.73	-13	-53.73	-70.68	-69.52	1.76	6.70	H
	1664	-54.14	-13	-41.14	-52.41	-56.00	1.19	5.20	V
	2496	-65.82	-13	-52.82	-67.8	-68.04	1.53	5.90	V
	3327	-69.21	-13	-56.21	-72.53	-72.00	1.76	6.70	V

Remark: Spurious emissions within 30-1000MHz were found more than 20dB below limit line.

LTE Band 26 / 15MHz / QPSK									
Channel	Frequency (MHz)	ERP (dBm)	Limit (dBm)	Over Limit (dB)	SPA Reading (dBm)	S.G. Power (dBm)	TX Cable loss (dB)	TX Antenna Gain (dBi)	Polarization (H/V)
Middle	1660	-58.25	-13	-45.25	-56.88	-60.11	1.19	5.20	H
	2490	-66.83	-13	-53.83	-69.82	-69.05	1.53	5.90	H
	3318	-67.45	-13	-54.45	-71.40	-70.24	1.76	6.70	H
	1660	-60.14	-13	-47.14	-58.1	-62.00	1.19	5.20	V
	2490	-67.25	-13	-54.25	-69.23	-69.47	1.53	5.90	V
	3318	-69.32	-13	-56.32	-72.64	-72.11	1.76	6.70	V

Remark: Spurious emissions within 30-1000MHz were found more than 20dB below limit line.

LTE Band 38 / 5MHz / QPSK / RB Size 1 Offset 0									
Channel	Frequency (MHz)	EIRP (dBm)	Limit (dBm)	Over Limit (dB)	SPA Reading (dBm)	S.G. Power (dBm)	TX Cable loss (dB)	TX Antenna Gain (dBi)	Polarization (H/V)
Middle	5184	-65.19	-25	-40.19	-74.41	-71.75	2.41	8.97	H
	7780	-61.55	-25	-36.55	-75.25	-70.55	2.86	11.86	H
	10371	-58.14	-25	-33.14	-76.49	-67.04	3.21	12.11	H
	5184	-65.70	-25	-40.70	-74.41	-72.26	2.41	8.97	V
	7780	-60.08	-25	-35.08	-74.71	-69.08	2.86	11.86	V
	10371	-56.39	-25	-31.39	-75.79	-65.29	3.21	12.11	V

Remark: Spurious emissions within 30-1000MHz were found more than 20dB below limit line.

LTE Band 38 / 10MHz / QPSK / RB Size 1 Offset 0									
Channel	Frequency (MHz)	EIRP (dBm)	Limit (dBm)	Over Limit (dB)	SPA Reading (dBm)	S.G. Power (dBm)	TX Cable loss (dB)	TX Antenna Gain (dBi)	Polarization (H/V)
Middle	5180	-64.01	-25	-39.01	-73.23	-70.57	2.41	8.97	H
	7772	-60.78	-25	-35.78	-74.48	-69.78	2.86	11.86	H
	10362	-57.78	-25	-32.78	-76.13	-66.68	3.21	12.11	H
	5180	-66.05	-25	-41.05	-74.76	-72.61	2.41	8.97	V
	7772	-60.37	-25	-35.37	-75	-69.37	2.86	11.86	V
	10362	-57.13	-25	-32.13	-76.53	-66.03	3.21	12.11	V

Remark: Spurious emissions within 30-1000MHz were found more than 20dB below limit line.

LTE Band 38 / 15MHz / QPSK / RB Size 1 Offset 0									
Channel	Frequency (MHz)	EIRP (dBm)	Limit (dBm)	Over Limit (dB)	SPA Reading (dBm)	S.G. Power (dBm)	TX Cable loss (dB)	TX Antenna Gain (dBi)	Polarization (H/V)
Middle	5176	-65.04	-25	-40.04	-74.26	-71.60	2.41	8.97	H
	7764	-61.63	-25	-36.63	-75.33	-70.63	2.86	11.86	H
	10353	-58.13	-25	-33.13	-76.48	-67.03	3.21	12.11	H
	5176	-65.18	-25	-40.18	-73.89	-71.74	2.41	8.97	V
	7764	-60.05	-25	-35.05	-74.68	-69.05	2.86	11.86	V
	10353	-57.66	-25	-32.66	-77.06	-66.56	3.21	12.11	V

Remark: Spurious emissions within 30-1000MHz were found more than 20dB below limit line.

LTE Band 38 / 20MHz / QPSK / RB Size 1 Offset 0									
Channel	Frequency (MHz)	EIRP (dBm)	Limit (dBm)	Over Limit (dB)	SPA Reading (dBm)	S.G. Power (dBm)	TX Cable loss (dB)	TX Antenna Gain (dBi)	Polarization (H/V)
Middle	5172	-64.87	-25	-39.87	-74.09	-71.43	2.41	8.97	H
	7758	-61.41	-25	-36.41	-75.11	-70.41	2.86	11.86	H
	10344	-58.21	-25	-33.21	-76.56	-67.11	3.21	12.11	H
	5172	-65.64	-25	-40.64	-74.35	-72.20	2.41	8.97	V
	7758	-60.71	-25	-35.71	-75.34	-69.71	2.86	11.86	V
	10344	-56.95	-25	-31.95	-76.35	-65.85	3.21	12.11	V

Remark: Spurious emissions within 30-1000MHz were found more than 20dB below limit line.

LTE Band 41 / 5MHz / QPSK									
Channel	Frequency (MHz)	EIRP (dBm)	Limit (dBm)	Over Limit (dB)	SPA Reading (dBm)	S.G. Power (dBm)	TX Cable loss (dB)	TX Antenna Gain (dBi)	Polarization (H/V)
Middle	5116	-65.34	-25	-40.34	-74.56	-71.90	2.41	8.97	H
	7672	-61.33	-25	-36.33	-75.03	-70.33	2.86	11.86	H
	10233	-58.69	-25	-33.69	-77.04	-67.59	3.21	12.11	H
	5116	-66.06	-25	-41.06	-74.77	-72.62	2.41	8.97	V
	7672	-60.66	-25	-35.66	-75.29	-69.66	2.86	11.86	V
	10233	-57.32	-25	-32.32	-76.72	-66.22	3.21	12.11	V

Remark: Spurious emissions within 30-1000MHz were found more than 20dB below limit line.

LTE Band 41 / 10MHz / QPSK									
Channel	Frequency (MHz)	EIRP (dBm)	Limit (dBm)	Over Limit (dB)	SPA Reading (dBm)	S.G. Power (dBm)	TX Cable loss (dB)	TX Antenna Gain (dBi)	Polarization (H/V)
Middle	5112	-64.58	-25	-39.58	-73.80	-71.14	2.41	8.97	H
	7668	-61.26	-25	-36.26	-74.96	-70.26	2.86	11.86	H
	10224	-57.93	-25	-32.93	-76.28	-66.83	3.21	12.11	H
	5112	-65.12	-25	-40.12	-73.83	-71.68	2.41	8.97	V
	7668	-60.25	-25	-35.25	-74.88	-69.25	2.86	11.86	V
	10224	-57.68	-25	-32.68	-77.08	-66.58	3.21	12.11	V

Remark: Spurious emissions within 30-1000MHz were found more than 20dB below limit line.

LTE Band 41 / 15MHz / QPSK									
Channel	Frequency (MHz)	EIRP (dBm)	Limit (dBm)	Over Limit (dB)	SPA Reading (dBm)	S.G. Power (dBm)	TX Cable loss (dB)	TX Antenna Gain (dBi)	Polarization (H/V)
Middle	5108	-65.29	-25	-40.29	-74.51	-71.85	2.41	8.97	H
	7660	-62.51	-25	-37.51	-76.21	-71.51	2.86	11.86	H
	10215	-58.40	-25	-33.40	-76.75	-67.30	3.21	12.11	H
	5108	-66.11	-25	-41.11	-74.82	-72.67	2.41	8.97	V
	7660	-60.51	-25	-35.51	-75.14	-69.51	2.86	11.86	V
	10215	-57.12	-25	-32.12	-76.52	-66.02	3.21	12.11	V

Remark: Spurious emissions within 30-1000MHz were found more than 20dB below limit line.

LTE Band 41 / 20MHz / QPSK									
Channel	Frequency (MHz)	EIRP (dBm)	Limit (dBm)	Over Limit (dB)	SPA Reading (dBm)	S.G. Power (dBm)	TX Cable loss (dB)	TX Antenna Gain (dBi)	Polarization (H/V)
Middle	5104	-65.39	-25	-40.39	-74.61	-71.95	2.41	8.97	H
	7652	-62.49	-25	-37.49	-76.19	-71.49	2.86	11.86	H
	10206	-58.25	-25	-33.25	-76.60	-67.15	3.21	12.11	H
	5104	-66.32	-25	-41.32	-75.03	-72.88	2.41	8.97	V
	7652	-61.40	-25	-36.40	-76.03	-70.40	2.86	11.86	V
	10206	-56.65	-25	-31.65	-76.05	-65.55	3.21	12.11	V

Remark: Spurious emissions within 30-1000MHz were found more than 20dB below limit line.

Appendix E. Reference Report

Please refer to Sporton report number FG731705-01B which is issued separately.