LTE Band 12 / 5MHz

Highest Channel / QPSK

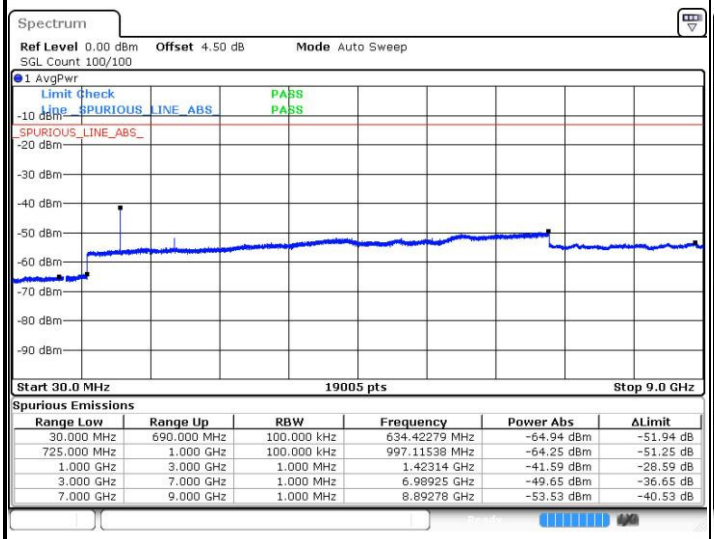

Spurious Emissions

Range Low	Range Up	RBW	Frequency	Power Abs	ΔLimit
30.000 MHz	690.000 MHz	100.000 kHz	634.42279 MHz	-64.94 dBm	-51.94 dB
725.000 MHz	1.000 GHz	100.000 kHz	997.11538 MHz	-64.25 dBm	-51.25 dB
1.000 GHz	3.000 GHz	1.000 MHz	1.42314 GHz	-41.59 dBm	-28.59 dB
3.000 GHz	7.000 GHz	1.000 MHz	6.98925 GHz	-49.65 dBm	-36.65 dB
7.000 GHz	9.000 GHz	1.000 MHz	8.89278 GHz	-53.53 dBm	-40.53 dB

Date: 12.APR.2017 16:30:46

Highest Channel / 16QAM

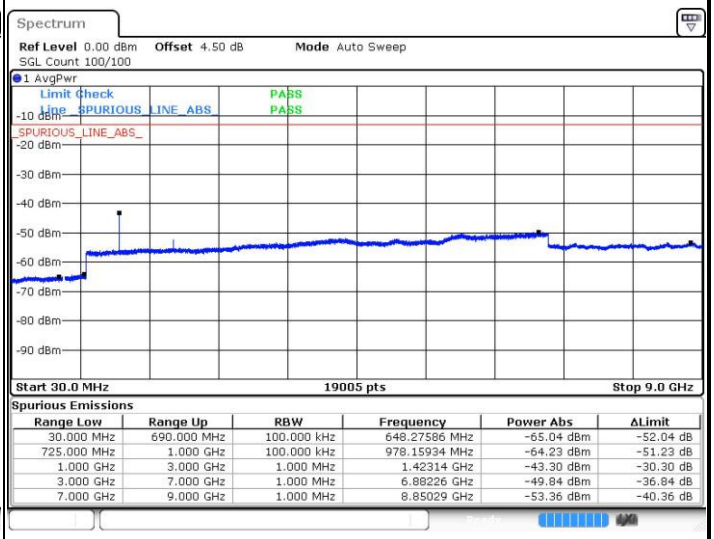

Spurious Emissions

Range Low	Range Up	RBW	Frequency	Power Abs	ΔLimit
30.000 MHz	690.000 MHz	100.000 kHz	648.27586 MHz	-65.04 dBm	-52.04 dB
725.000 MHz	1.000 GHz	100.000 kHz	978.15934 MHz	-64.23 dBm	-51.23 dB
1.000 GHz	3.000 GHz	1.000 MHz	1.42314 GHz	-43.30 dBm	-30.30 dB
3.000 GHz	7.000 GHz	1.000 MHz	6.88226 GHz	-49.84 dBm	-36.84 dB
7.000 GHz	9.000 GHz	1.000 MHz	8.85029 GHz	-53.36 dBm	-40.36 dB

Date: 12.APR.2017 16:31:40

LTE Band 12 / 10MHz

Lowest Channel / QPSK

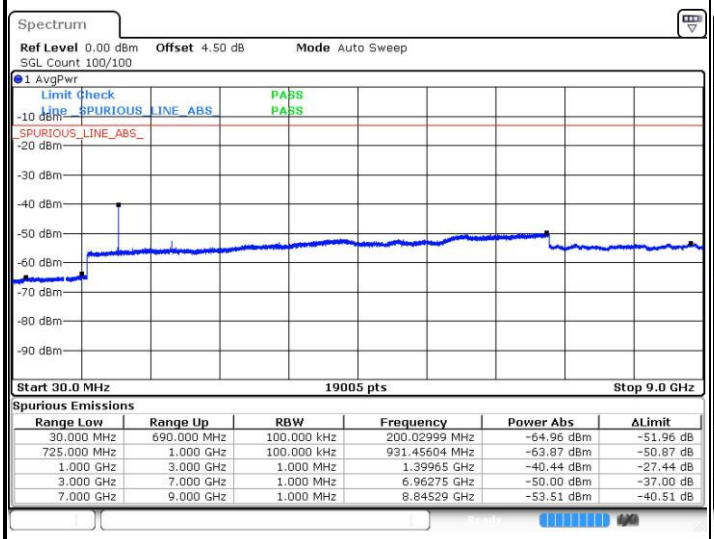

Spurious Emissions

Range Low	Range Up	RBW	Frequency	Power Abs	ΔLimit
30.000 MHz	690.000 MHz	100.000 kHz	200.02999 MHz	-64.96 dBm	-51.96 dB
725.000 MHz	1.000 GHz	100.000 kHz	931.45604 MHz	-63.87 dBm	-50.87 dB
1.000 GHz	3.000 GHz	1.000 MHz	1.39965 GHz	-40.44 dBm	-27.44 dB
3.000 GHz	7.000 GHz	1.000 MHz	6.96275 GHz	-50.00 dBm	-37.00 dB
7.000 GHz	9.000 GHz	1.000 MHz	8.84529 GHz	-53.51 dBm	-40.51 dB

Date: 12.APR.2017 16:43:55

Lowest Channel / 16QAM

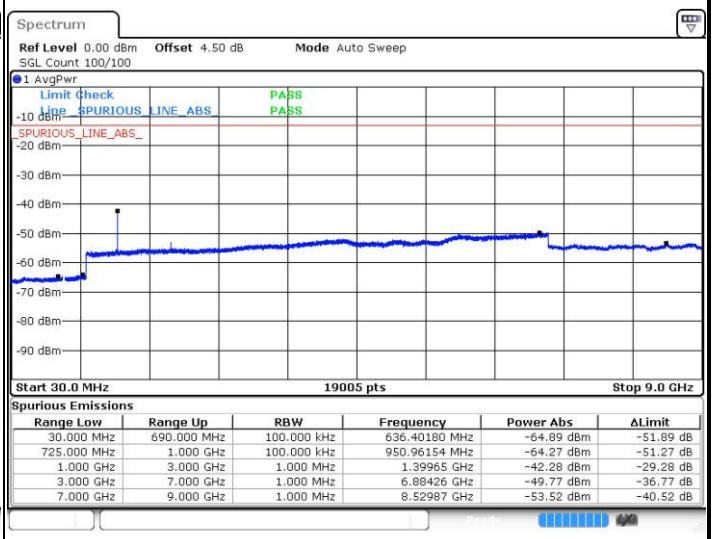

Spurious Emissions

Range Low	Range Up	RBW	Frequency	Power Abs	ΔLimit
30.000 MHz	690.000 MHz	100.000 kHz	636.40180 MHz	-64.89 dBm	-51.89 dB
725.000 MHz	1.000 GHz	100.000 kHz	950.96154 MHz	-64.27 dBm	-51.27 dB
1.000 GHz	3.000 GHz	1.000 MHz	1.39965 GHz	-42.28 dBm	-29.28 dB
3.000 GHz	7.000 GHz	1.000 MHz	6.88426 GHz	-49.77 dBm	-36.77 dB
7.000 GHz	9.000 GHz	1.000 MHz	8.52987 GHz	-53.52 dBm	-40.52 dB

Date: 12.APR.2017 16:44:49

LTE Band 12 / 10MHz

Middle Channel / QPSK

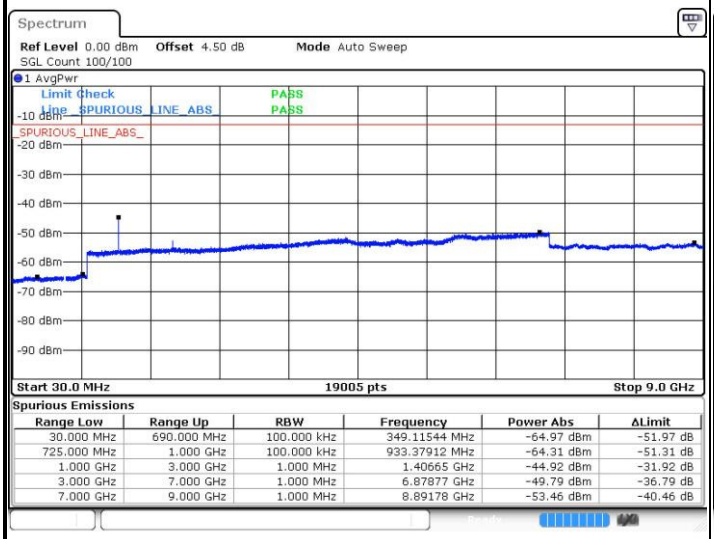

Spurious Emissions

Range Low	Range Up	RBW	Frequency	Power Abs	ΔLimit
30.000 MHz	690.000 MHz	100.000 kHz	349.11544 MHz	-64.97 dBm	-51.97 dB
725.000 MHz	1.000 GHz	100.000 kHz	933.37912 MHz	-64.31 dBm	-51.31 dB
1.000 GHz	3.000 GHz	1.000 MHz	1.40665 GHz	-44.92 dBm	-31.92 dB
3.000 GHz	7.000 GHz	1.000 MHz	6.87877 GHz	-49.79 dBm	-36.79 dB
7.000 GHz	9.000 GHz	1.000 MHz	8.89178 GHz	-53.46 dBm	-40.46 dB

Date: 12.APR.2017 16:46:37

Middle Channel / 16QAM

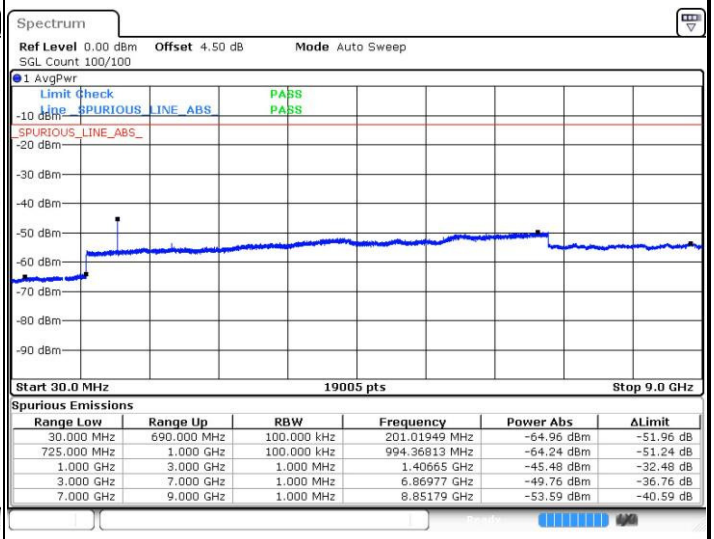

Spurious Emissions

Range Low	Range Up	RBW	Frequency	Power Abs	ΔLimit
30.000 MHz	690.000 MHz	100.000 kHz	201.01949 MHz	-64.96 dBm	-51.96 dB
725.000 MHz	1.000 GHz	100.000 kHz	994.36813 MHz	-64.24 dBm	-51.24 dB
1.000 GHz	3.000 GHz	1.000 MHz	1.40665 GHz	-45.48 dBm	-32.48 dB
3.000 GHz	7.000 GHz	1.000 MHz	6.86977 GHz	-49.76 dBm	-36.76 dB
7.000 GHz	9.000 GHz	1.000 MHz	8.85179 GHz	-53.59 dBm	-40.59 dB

Date: 12.APR.2017 16:45:43

Highest Channel / QPSK

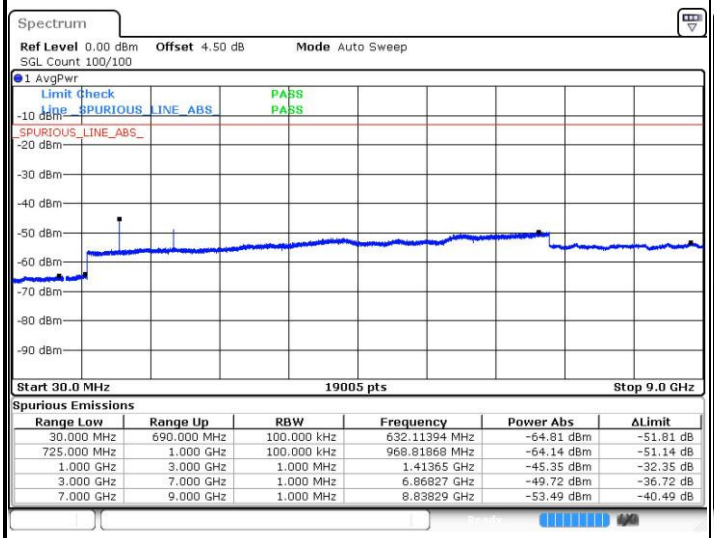

Spurious Emissions

Range Low	Range Up	RBW	Frequency	Power Abs	ΔLimit
30.000 MHz	690.000 MHz	100.000 kHz	632.11394 MHz	-64.81 dBm	-51.81 dB
725.000 MHz	1.000 GHz	100.000 kHz	968.81868 MHz	-64.14 dBm	-51.14 dB
1.000 GHz	3.000 GHz	1.000 MHz	1.41365 GHz	-45.35 dBm	-32.35 dB
3.000 GHz	7.000 GHz	1.000 MHz	6.86827 GHz	-49.72 dBm	-36.72 dB
7.000 GHz	9.000 GHz	1.000 MHz	8.83829 GHz	-53.49 dBm	-40.49 dB

Date: 12.APR.2017 16:47:31

Highest Channel / 16QAM

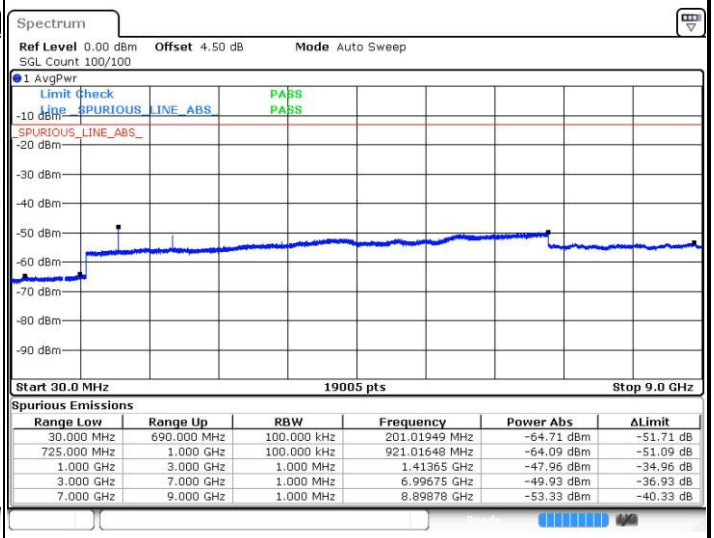

Spurious Emissions

Range Low	Range Up	RBW	Frequency	Power Abs	ΔLimit
30.000 MHz	690.000 MHz	100.000 kHz	201.01949 MHz	-64.71 dBm	-51.71 dB
725.000 MHz	1.000 GHz	100.000 kHz	921.01648 MHz	-64.09 dBm	-51.09 dB
1.000 GHz	3.000 GHz	1.000 MHz	1.41365 GHz	-47.96 dBm	-34.96 dB
3.000 GHz	7.000 GHz	1.000 MHz	6.99675 GHz	-49.93 dBm	-36.93 dB
7.000 GHz	9.000 GHz	1.000 MHz	8.89878 GHz	-53.33 dBm	-40.33 dB

Date: 12.APR.2017 16:48:26

LTE Band 17 / 5MHz

Lowest Channel / QPSK

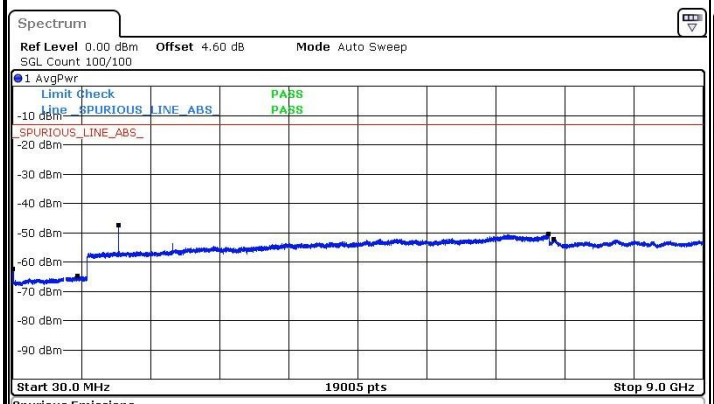

Spurious Emissions

Range Low	Range Up	RBW	Frequency	Power Abs	ΔLimit
30.000 MHz	690.000 MHz	100.000 kHz	33.13343 MHz	-62.25 dBm	-49.25 dB
725.000 MHz	1.000 GHz	100.000 kHz	874.86264 MHz	-64.76 dBm	-51.76 dB
1.000 GHz	3.000 GHz	1.000 MHz	1.40915 GHz	-47.36 dBm	-34.36 dB
3.000 GHz	7.000 GHz	1.000 MHz	6.98475 GHz	-50.49 dBm	-37.49 dB
7.000 GHz	9.000 GHz	1.000 MHz	7.06273 GHz	-52.38 dBm	-39.38 dB

Date: 18.MAR.2017 01:23:34

Lowest Channel / 16QAM

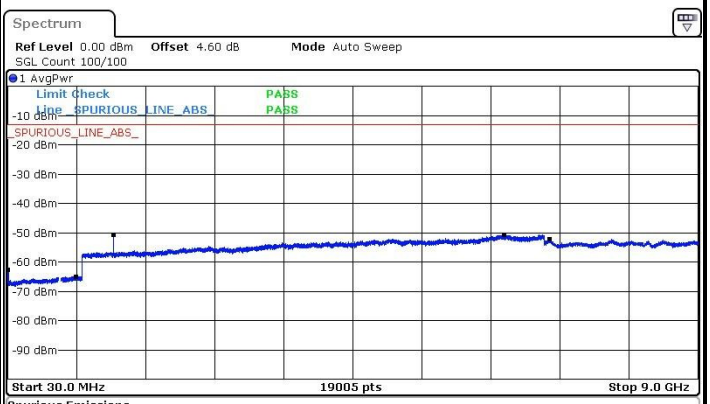

Spurious Emissions

Range Low	Range Up	RBW	Frequency	Power Abs	ΔLimit
30.000 MHz	690.000 MHz	100.000 kHz	33.13343 MHz	-62.71 dBm	-49.71 dB
725.000 MHz	1.000 GHz	100.000 kHz	913.59890 MHz	-64.96 dBm	-51.96 dB
1.000 GHz	3.000 GHz	1.000 MHz	1.40915 GHz	-50.88 dBm	-37.88 dB
3.000 GHz	7.000 GHz	1.000 MHz	6.47732 GHz	-50.78 dBm	-37.78 dB
7.000 GHz	9.000 GHz	1.000 MHz	7.06723 GHz	-52.27 dBm	-39.27 dB

Date: 18.MAR.2017 01:24:29

Middle Channel / QPSK

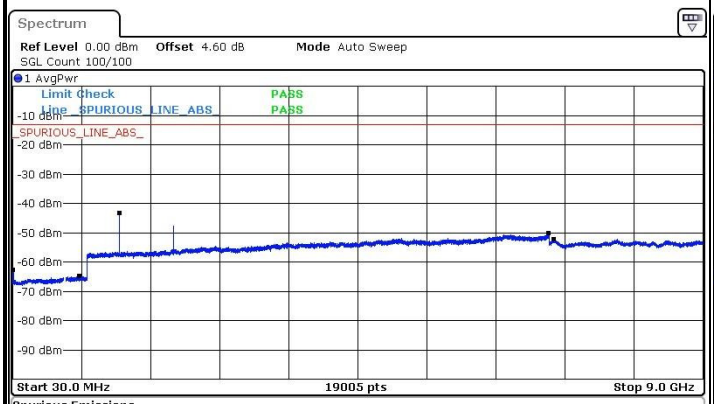

Spurious Emissions

Range Low	Range Up	RBW	Frequency	Power Abs	ΔLimit
30.000 MHz	690.000 MHz	100.000 kHz	33.46327 MHz	-62.81 dBm	-49.81 dB
725.000 MHz	1.000 GHz	100.000 kHz	893.26923 MHz	-64.91 dBm	-51.91 dB
1.000 GHz	3.000 GHz	1.000 MHz	1.41615 GHz	-43.28 dBm	-30.28 dB
3.000 GHz	7.000 GHz	1.000 MHz	6.99525 GHz	-50.28 dBm	-37.28 dB
7.000 GHz	9.000 GHz	1.000 MHz	7.05524 GHz	-52.18 dBm	-39.18 dB

Date: 18.MAR.2017 01:26:06

Middle Channel / 16QAM

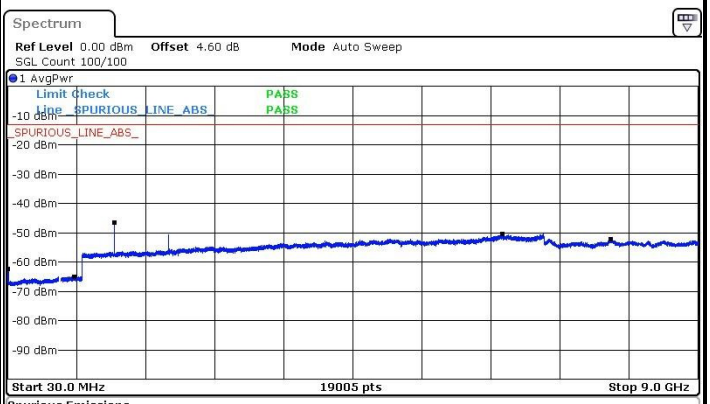

Spurious Emissions

Range Low	Range Up	RBW	Frequency	Power Abs	ΔLimit
30.000 MHz	690.000 MHz	100.000 kHz	32.80360 MHz	-62.52 dBm	-49.52 dB
725.000 MHz	1.000 GHz	100.000 kHz	889.69780 MHz	-64.98 dBm	-51.98 dB
1.000 GHz	3.000 GHz	1.000 MHz	1.41615 GHz	-46.70 dBm	-33.70 dB
3.000 GHz	7.000 GHz	1.000 MHz	6.45382 GHz	-50.49 dBm	-37.49 dB
7.000 GHz	9.000 GHz	1.000 MHz	7.87003 GHz	-52.35 dBm	-39.35 dB

Date: 18.MAR.2017 01:27:01

LTE Band 17 / 5MHz

Highest Channel / QPSK

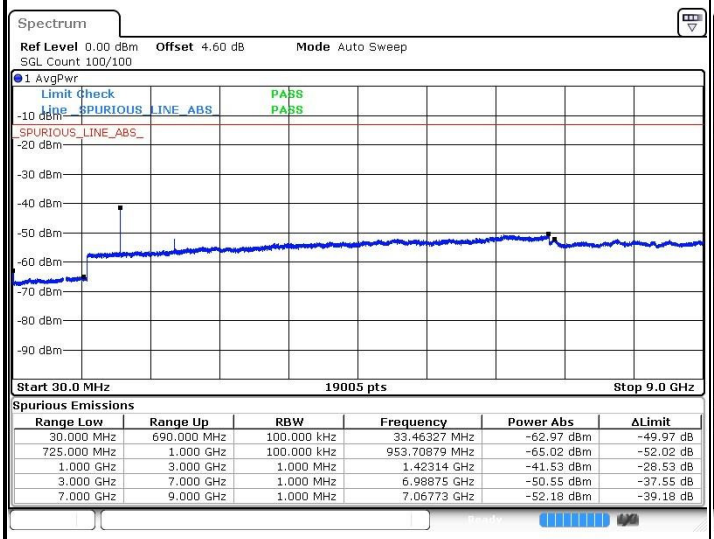

Spurious Emissions

Range Low	Range Up	RBW	Frequency	Power Abs	ΔLimit
30.000 MHz	690.000 MHz	100.000 kHz	33.46327 MHz	-62.97 dBm	-49.97 dB
725.000 MHz	1.000 GHz	100.000 kHz	953.70879 MHz	-65.02 dBm	-52.02 dB
1.000 GHz	3.000 GHz	1.000 MHz	1.42314 GHz	-41.53 dBm	-28.53 dB
3.000 GHz	7.000 GHz	1.000 MHz	6.98875 GHz	-50.55 dBm	-37.55 dB
7.000 GHz	9.000 GHz	1.000 MHz	7.06773 GHz	-52.18 dBm	-39.18 dB

Date: 18.MAR.2017 01:33:10

Highest Channel / 16QAM

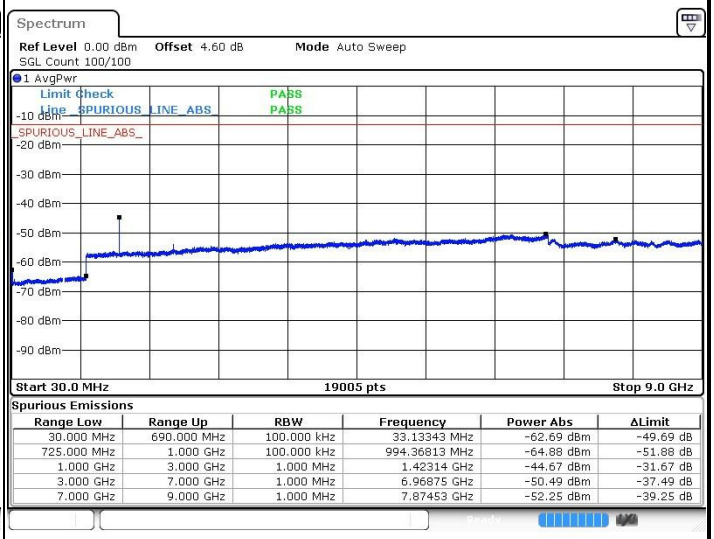

Spurious Emissions

Range Low	Range Up	RBW	Frequency	Power Abs	ΔLimit
30.000 MHz	690.000 MHz	100.000 kHz	33.13343 MHz	-62.69 dBm	-49.69 dB
725.000 MHz	1.000 GHz	100.000 kHz	994.36813 MHz	-64.88 dBm	-51.88 dB
1.000 GHz	3.000 GHz	1.000 MHz	1.42314 GHz	-44.67 dBm	-31.67 dB
3.000 GHz	7.000 GHz	1.000 MHz	6.96875 GHz	-50.49 dBm	-37.49 dB
7.000 GHz	9.000 GHz	1.000 MHz	7.87453 GHz	-52.25 dBm	-39.25 dB

Date: 18.MAR.2017 01:34:05

LTE Band 17 / 10MHz

Lowest Channel / QPSK

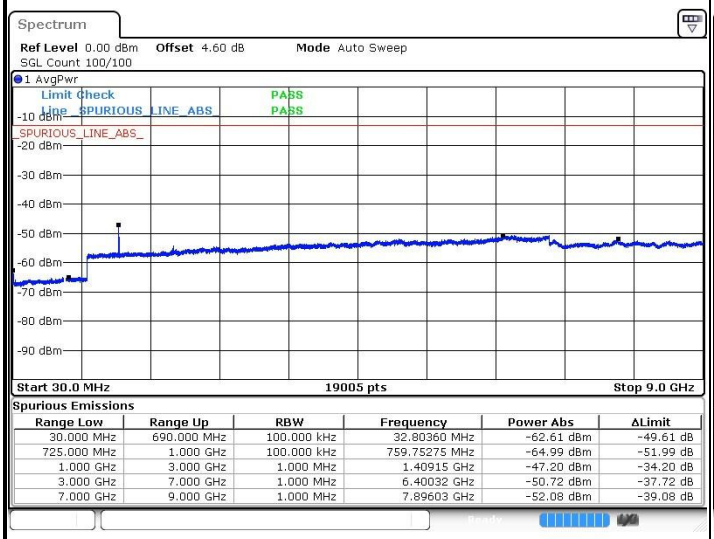

Spurious Emissions

Range Low	Range Up	RBW	Frequency	Power Abs	ΔLimit
30.000 MHz	690.000 MHz	100.000 kHz	32.80360 MHz	-62.61 dBm	-49.61 dB
725.000 MHz	1.000 GHz	100.000 kHz	759.75275 MHz	-64.99 dBm	-51.99 dB
1.000 GHz	3.000 GHz	1.000 MHz	1.40915 GHz	-47.20 dBm	-34.20 dB
3.000 GHz	7.000 GHz	1.000 MHz	6.40032 GHz	-50.72 dBm	-37.72 dB
7.000 GHz	9.000 GHz	1.000 MHz	7.89603 GHz	-52.08 dBm	-39.08 dB

Date: 18.MAR.2017 01:40:14

Lowest Channel / 16QAM

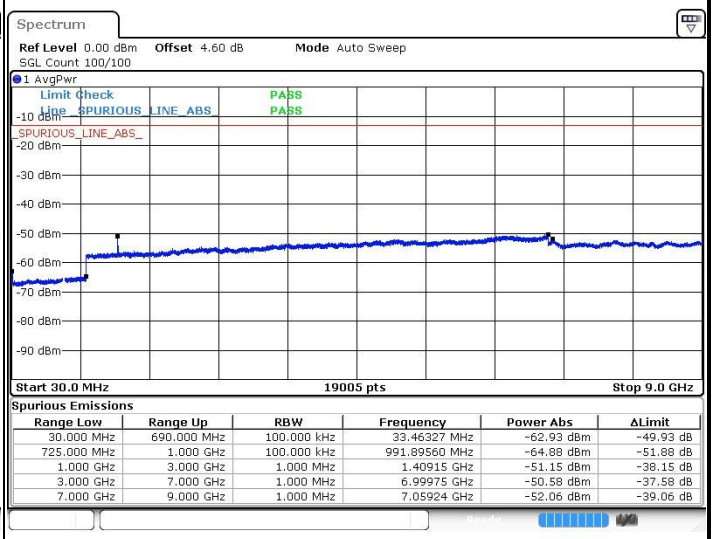

Spurious Emissions

Range Low	Range Up	RBW	Frequency	Power Abs	ΔLimit
30.000 MHz	690.000 MHz	100.000 kHz	33.46327 MHz	-62.93 dBm	-49.93 dB
725.000 MHz	1.000 GHz	100.000 kHz	991.89560 MHz	-64.88 dBm	-51.88 dB
1.000 GHz	3.000 GHz	1.000 MHz	1.40915 GHz	-51.15 dBm	-38.15 dB
3.000 GHz	7.000 GHz	1.000 MHz	6.99975 GHz	-50.58 dBm	-37.58 dB
7.000 GHz	9.000 GHz	1.000 MHz	7.05924 GHz	-52.06 dBm	-39.06 dB

Date: 18.MAR.2017 01:41:09

LTE Band 17 / 10MHz

Middle Channel / QPSK

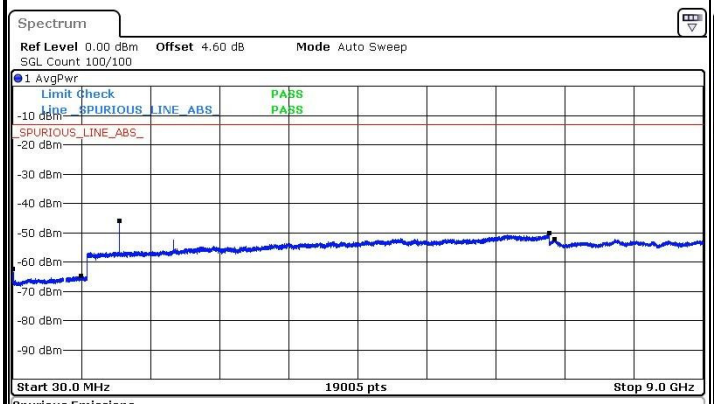

Spurious Emissions

Range Low	Range Up	RBW	Frequency	Power Abs	ΔLimit
30.000 MHz	690.000 MHz	100.000 kHz	33.13343 MHz	-62.50 dBm	-49.50 dB
725.000 MHz	1.000 GHz	100.000 kHz	915.79670 MHz	-64.77 dBm	-51.77 dB
1.000 GHz	3.000 GHz	1.000 MHz	1.41165 GHz	-45.98 dBm	-32.98 dB
3.000 GHz	7.000 GHz	1.000 MHz	6.99925 GHz	-50.28 dBm	-37.28 dB
7.000 GHz	9.000 GHz	1.000 MHz	7.07123 GHz	-52.27 dBm	-39.27 dB

Date: 18.MAR.2017 01:42:46

Middle Channel / 16QAM

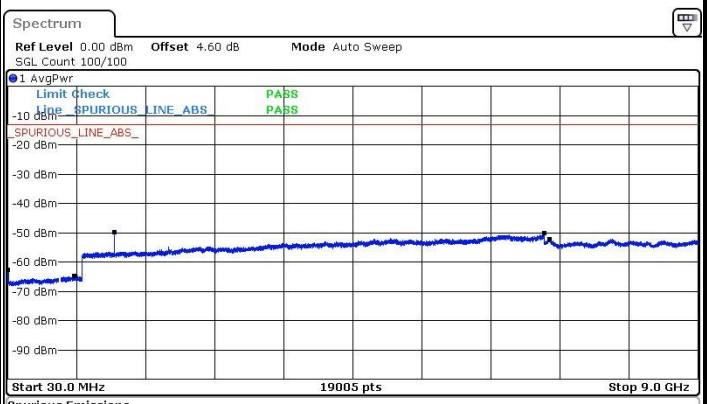

Spurious Emissions

Range Low	Range Up	RBW	Frequency	Power Abs	ΔLimit
30.000 MHz	690.000 MHz	100.000 kHz	33.13343 MHz	-62.69 dBm	-49.69 dB
725.000 MHz	1.000 GHz	100.000 kHz	887.77473 MHz	-64.79 dBm	-51.79 dB
1.000 GHz	3.000 GHz	1.000 MHz	1.41165 GHz	-49.75 dBm	-36.75 dB
3.000 GHz	7.000 GHz	1.000 MHz	6.99825 GHz	-50.15 dBm	-37.15 dB
7.000 GHz	9.000 GHz	1.000 MHz	7.06823 GHz	-52.13 dBm	-39.13 dB

Date: 18.MAR.2017 01:43:42

Highest Channel / QPSK

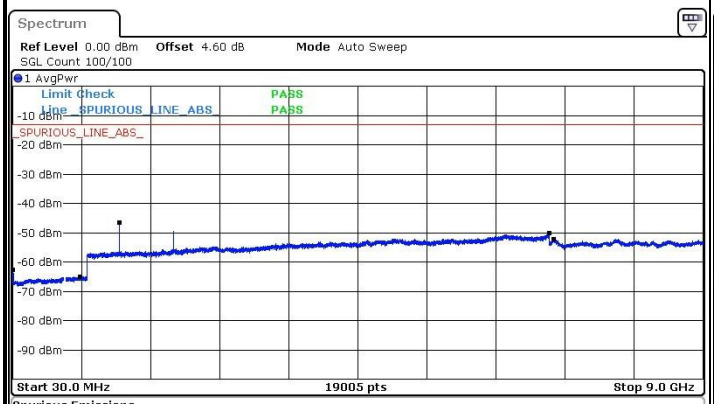

Spurious Emissions

Range Low	Range Up	RBW	Frequency	Power Abs	ΔLimit
30.000 MHz	690.000 MHz	100.000 kHz	32.80360 MHz	-62.74 dBm	-49.74 dB
725.000 MHz	1.000 GHz	100.000 kHz	907.28022 MHz	-65.02 dBm	-52.02 dB
1.000 GHz	3.000 GHz	1.000 MHz	1.41365 GHz	-46.42 dBm	-33.42 dB
3.000 GHz	7.000 GHz	1.000 MHz	6.99675 GHz	-50.08 dBm	-37.08 dB
7.000 GHz	9.000 GHz	1.000 MHz	7.06223 GHz	-52.32 dBm	-39.32 dB

Date: 18.MAR.2017 01:49:51

Highest Channel / 16QAM

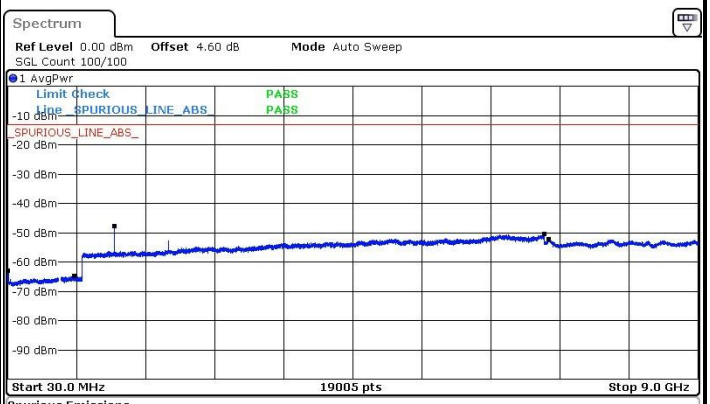

Spurious Emissions

Range Low	Range Up	RBW	Frequency	Power Abs	ΔLimit
30.000 MHz	690.000 MHz	100.000 kHz	32.14393 MHz	-63.02 dBm	-50.02 dB
725.000 MHz	1.000 GHz	100.000 kHz	891.89560 MHz	-64.81 dBm	-51.81 dB
1.000 GHz	3.000 GHz	1.000 MHz	1.41365 GHz	-47.79 dBm	-34.79 dB
3.000 GHz	7.000 GHz	1.000 MHz	6.99675 GHz	-50.45 dBm	-37.45 dB
7.000 GHz	9.000 GHz	1.000 MHz	7.06173 GHz	-52.14 dBm	-39.14 dB

Date: 18.MAR.2017 01:50:46

Frequency Stability

Test Conditions		LTE Band 2 (QPSK) / Middle Channel	Limit
Temperature (°C)	Voltage (Volt)	BW 10MHz	Note 2.
		Deviation (ppm)	Result
50	Normal Voltage	0.0034	PASS
40	Normal Voltage	0.0031	
30	Normal Voltage	0.0009	
20(Ref.)	Normal Voltage	0.0000	
10	Normal Voltage	0.0032	
0	Normal Voltage	0.0007	
-10	Normal Voltage	0.0011	
-20	Normal Voltage	0.0028	
-30	Normal Voltage	0.0027	
20	Maximum Voltage	0.0009	
20	Normal Voltage	0.0007	
20	Battery End Point	0.0032	

Note:

1. Normal Voltage =3.8 V.；Battery End Point (BEP) =3.6 V.；Maximum Voltage =4.4V.
2. Note: The frequency fundamental emissions stay within the authorized frequency block.

Test Conditions		LTE Band 4 (QPSK) / Middle Channel	Limit
Temperature (°C)	Voltage (Volt)	BW 10MHz	Note 2.
		Deviation (ppm)	Result
50	Normal Voltage	0.0023	PASS
40	Normal Voltage	0.0009	
30	Normal Voltage	0.0013	
20(Ref.)	Normal Voltage	0.0000	
10	Normal Voltage	0.0017	
0	Normal Voltage	0.0013	
-10	Normal Voltage	0.0021	
-20	Normal Voltage	0.0003	
-30	Normal Voltage	0.0009	
20	Maximum Voltage	0.0005	
20	Normal Voltage	0.0013	
20	Battery End Point	0.0010	

Note:

1. Normal Voltage =3.8 V.；Battery End Point (BEP) =3.6 V.；Maximum Voltage =4.4 V.
2. Note: The frequency fundamental emissions stay within the authorized frequency block.

Test Conditions		LTE Band 5 (QPSK) / Middle Channel	Limit
Temperature (°C)	Voltage (Volt)	BW 10MHz	2.5ppm
		Deviation (ppm)	Result
50	Normal Voltage	0.0013	PASS
40	Normal Voltage	0.0016	
30	Normal Voltage	0.0022	
20(Ref.)	Normal Voltage	0.0000	
10	Normal Voltage	0.0022	
0	Normal Voltage	0.0026	
-10	Normal Voltage	0.0025	
-20	Normal Voltage	0.0014	
-30	Normal Voltage	0.0019	
20	Maximum Voltage	0.0013	
20	Normal Voltage	0.0012	
20	Battery End Point	0.0005	

Note: Normal Voltage =3.8 V.；Battery End Point (BEP) =3.6 V.；Maximum Voltage =4.4 V.

Test Conditions		LTE Band 7 (QPSK) / Middle Channel	Limit
Temperature (°C)	Voltage (Volt)	BW 10MHz	Note 2.
		Deviation (ppm)	Result
50	Normal Voltage	0.0000	PASS
40	Normal Voltage	0.0023	
30	Normal Voltage	0.0014	
20(Ref.)	Normal Voltage	0.0000	
10	Normal Voltage	0.0009	
0	Normal Voltage	0.0022	
-10	Normal Voltage	0.0003	
-20	Normal Voltage	0.0001	
-30	Normal Voltage	0.0023	
20	Maximum Voltage	0.0004	
20	Normal Voltage	0.0018	
20	Battery End Point	0.0009	

Note:

1. Normal Voltage =3.8 V.；Battery End Point (BEP) =3.6 V.；Maximum Voltage =4.4 V.
2. Note: The frequency fundamental emissions stay within the authorized frequency block.

Test Conditions		LTE Band 12 (QPSK) / Middle Channel	Limit
Temperature (°C)	Voltage (Volt)	BW 10MHz	Note 2.
		Deviation (ppm)	Result
50	Normal Voltage	0.0021	PASS
40	Normal Voltage	0.0010	
30	Normal Voltage	0.0033	
20(Ref.)	Normal Voltage	0.0000	
10	Normal Voltage	0.0042	
0	Normal Voltage	0.0031	
-10	Normal Voltage	0.0007	
-20	Normal Voltage	0.0008	
-30	Normal Voltage	0.0045	
20	Maximum Voltage	0.0003	
20	Normal Voltage	0.0011	
20	Battery End Point	0.0035	

Note:

1. Normal Voltage =3.8 V.；Battery End Point (BEP) =3.6 V.；Maximum Voltage =4.4 V.
2. Note: The frequency fundamental emissions stay within the authorized frequency block.

Test Conditions		LTE Band 17 (QPSK) / Middle Channel	Limit
Temperature (°C)	Voltage (Volt)	BW 10MHz	Note 2.
		Deviation (ppm)	Result
50	Normal Voltage	0.0044	PASS
40	Normal Voltage	0.0010	
30	Normal Voltage	0.0018	
20(Ref.)	Normal Voltage	0.0000	
10	Normal Voltage	0.0023	
0	Normal Voltage	0.0031	
-10	Normal Voltage	0.0023	
-20	Normal Voltage	0.0014	
-30	Normal Voltage	0.0041	
20	Maximum Voltage	0.0038	
20	Normal Voltage	0.0013	
20	Battery End Point	0.0030	

Note:

1. Normal Voltage =3.8 V.；Battery End Point (BEP) =3.6 V.；Maximum Voltage =4.4 V.
2. Note: The frequency fundamental emissions stay within the authorized frequency block.

Appendix B. Test Results of Radiated Test

Radiated Spurious Emission

LTE Band 2 / 1.4MHz / QPSK / RB Size 1 Offset 0									
Channel	Frequency (MHz)	EIRP (dBm)	Limit (dBm)	Over Limit (dB)	SPA Reading (dBm)	S.G. Power (dBm)	TX Cable loss (dB)	TX Antenna Gain (dBi)	Polarization (H/V)
Middle	3759	-65.36	-13	-52.36	-68.87	-70.35	1.88	6.87	H
	5637	-49.34	-13	-36.34	-58.99	-56.64	2.38	9.68	H
	7518	-62.40	-13	-49.40	-74.43	-71.47	2.74	11.81	H
	3759	-68.80	-13	-55.80	-72.59	-73.79	1.88	6.87	V
	5637	-54.08	-13	-41.08	-62.65	-61.38	2.38	9.68	V
	7518	-63.57	-13	-50.57	-74.28	-72.64	2.74	11.81	V

Remark: Spurious emissions within 30-1000MHz were found more than 20dB below limit line.

LTE Band 2 / 3MHz / QPSK / RB Size 1 Offset 0									
Channel	Frequency (MHz)	EIRP (dBm)	Limit (dBm)	Over Limit (dB)	SPA Reading (dBm)	S.G. Power (dBm)	TX Cable loss (dB)	TX Antenna Gain (dBi)	Polarization (H/V)
Middle	3756	-66.08	-13	-53.08	-69.59	-71.07	1.88	6.87	H
	5637	-53.77	-13	-40.77	-61.96	-61.07	2.38	9.68	H
	7515	-62.98	-13	-49.98	-75.01	-72.05	2.74	11.81	H
	3757.48	-68.77	-13	-55.77	-72.56	-73.76	1.88	6.87	V
	5637	-55.14	-13	-42.14	-63.71	-62.44	2.38	9.68	V
	7515	-63.78	-13	-50.78	-74.49	-72.85	2.74	11.81	V

Remark: Spurious emissions within 30-1000MHz were found more than 20dB below limit line.

LTE Band 2 / 5MHz / QPSK / RB Size 1 Offset 0									
Channel	Frequency (MHz)	EIRP (dBm)	Limit (dBm)	Over Limit (dB)	SPA Reading (dBm)	S.G. Power (dBm)	TX Cable loss (dB)	TX Antenna Gain (dBi)	Polarization (H/V)
Middle	3756	-65.65	-13	-52.65	-69.16	-70.64	1.88	6.87	H
	5634	-54.38	-13	-41.38	-62.57	-61.68	2.38	9.68	H
	7512	-62.28	-13	-49.28	-74.31	-71.35	2.74	11.81	H
	3756	-68.65	-13	-55.65	-72.44	-73.64	1.88	6.87	V
	5634	-53.92	-13	-40.92	-62.49	-61.22	2.38	9.68	V
	7512	-63.77	-13	-50.77	-74.48	-72.84	2.74	11.81	V

Remark: Spurious emissions within 30-1000MHz were found more than 20dB below limit line.

LTE Band 2 / 10MHz / QPSK / RB Size 1 Offset 0									
Channel	Frequency (MHz)	EIRP (dBm)	Limit (dBm)	Over Limit (dB)	SPA Reading (dBm)	S.G. Power (dBm)	TX Cable loss (dB)	TX Antenna Gain (dBi)	Polarization (H/V)
Middle	3750	-61.27	-13	-48.27	-64.78	-66.26	1.88	6.87	H
	5625	-55.61	-13	-42.61	-63.80	-62.91	2.38	9.68	H
	7503	-61.31	-13	-48.31	-73.34	-70.38	2.74	11.81	H
	3750	-67.94	-13	-54.94	-71.73	-72.93	1.88	6.87	V
	5625	-57.34	-13	-44.34	-65.91	-64.64	2.38	9.68	V
	7503	-63.58	-13	-50.58	-74.29	-72.65	2.74	11.81	V

Remark: Spurious emissions within 30-1000MHz were found more than 20dB below limit line.

LTE Band 2 / 15MHz / QPSK / RB Size 1 Offset 0									
Channel	Frequency (MHz)	EIRP (dBm)	Limit (dBm)	Over Limit (dB)	SPA Reading (dBm)	S.G. Power (dBm)	TX Cable loss (dB)	TX Antenna Gain (dBi)	Polarization (H/V)
Middle	3747	-63.66	-13	-50.66	-67.17	-68.65	1.88	6.87	H
	5619	-56.03	-13	-43.03	-64.22	-63.33	2.38	9.68	H
	7494	-61.21	-13	-48.21	-73.24	-70.28	2.74	11.81	H
	3747	-68.58	-13	-55.58	-72.37	-73.57	1.88	6.87	V
	5619	-55.23	-13	-42.23	-63.8	-62.53	2.38	9.68	V
	7494	-62.48	-13	-49.48	-73.19	-71.55	2.74	11.81	V

Remark: Spurious emissions within 30-1000MHz were found more than 20dB below limit line.

LTE Band 2 / 20MHz / QPSK / RB Size 1 Offset 0									
Channel	Frequency (MHz)	EIRP (dBm)	Limit (dBm)	Over Limit (dB)	SPA Reading (dBm)	S.G. Power (dBm)	TX Cable loss (dB)	TX Antenna Gain (dBi)	Polarization (H/V)
Middle	3741	-62.94	-13	-49.94	-66.45	-67.93	1.88	6.87	H
	5613	-54.90	-13	-41.90	-63.09	-62.20	2.38	9.68	H
	7485	-62.35	-13	-49.35	-74.38	-71.42	2.74	11.81	H
	3741	-67.74	-13	-54.74	-71.53	-72.73	1.88	6.87	V
	5613	-56.22	-13	-43.22	-64.79	-63.52	2.38	9.68	V
	7485	-63.78	-13	-50.78	-74.49	-72.85	2.74	11.81	V

Remark: Spurious emissions within 30-1000MHz were found more than 20dB below limit line.

LTE Band 4 / 1.4MHz / QPSK / RB Size 1 Offset 0									
Channel	Frequency (MHz)	EIRP (dBm)	Limit (dBm)	Over Limit (dB)	SPA Reading (dBm)	S.G. Power (dBm)	TX Cable loss (dB)	TX Antenna Gain (dBi)	Polarization (H/V)
Middle	3465	-64.86	-13	-51.86	-71.65	-69.75	1.81	6.70	H
	5196	-59.69	-13	-46.69	-72.37	-66.59	2.23	9.13	H
	6927	-58.77	-13	-45.77	-73.95	-66.83	2.60	10.66	H
	3465	-65.77	-13	-52.77	-70.97	-70.66	1.81	6.70	V
	5196	-58.39	-13	-45.39	-71.94	-65.29	2.23	9.13	V
	6927	-58.91	-13	-45.91	-73.96	-66.97	2.6	10.66	V

Remark: Spurious emissions within 30-1000MHz were found more than 20dB below limit line.

LTE Band 4 / 3MHz / QPSK / RB Size 1 Offset 0									
Channel	Frequency (MHz)	EIRP (dBm)	Limit (dBm)	Over Limit (dB)	SPA Reading (dBm)	S.G. Power (dBm)	TX Cable loss (dB)	TX Antenna Gain (dBi)	Polarization (H/V)
Middle	3462	-63.61	-13	-50.61	-70.40	-68.50	1.81	6.70	H
	5193	-59.32	-13	-46.32	-72.00	-66.22	2.23	9.13	H
	6924	-59.48	-13	-46.48	-74.66	-67.54	2.60	10.66	H
	3462	-65.88	-13	-52.88	-71.08	-70.77	1.81	6.70	V
	5193	-59.36	-13	-46.36	-72.91	-66.26	2.23	9.13	V
	6924	-59.74	-13	-46.74	-74.79	-67.80	2.6	10.66	V

Remark: Spurious emissions within 30-1000MHz were found more than 20dB below limit line.

LTE Band 4 / 5MHz / QPSK / RB Size 1 Offset 0									
Channel	Frequency (MHz)	EIRP (dBm)	Limit (dBm)	Over Limit (dB)	SPA Reading (dBm)	S.G. Power (dBm)	TX Cable loss (dB)	TX Antenna Gain (dBi)	Polarization (H/V)
Middle	3462	-64.86	-13	-51.86	-71.65	-69.75	1.81	6.70	H
	5190	-59.14	-13	-46.14	-71.82	-66.04	2.23	9.13	H
	6921	-59.35	-13	-46.35	-74.53	-67.41	2.60	10.66	H
	3462	-66.70	-13	-53.70	-71.9	-71.59	1.81	6.70	V
	5190	-58.61	-13	-45.61	-72.16	-65.51	2.23	9.13	V
	6921	-59.42	-13	-46.42	-74.47	-67.48	2.6	10.66	V

Remark: Spurious emissions within 30-1000MHz were found more than 20dB below limit line.

LTE Band 4 / 10MHz / QPSK / RB Size 1 Offset 0									
Channel	Frequency (MHz)	EIRP (dBm)	Limit (dBm)	Over Limit (dB)	SPA Reading (dBm)	S.G. Power (dBm)	TX Cable loss (dB)	TX Antenna Gain (dBi)	Polarization (H/V)
Middle	3456	-63.10	-13	-50.10	-69.89	-67.99	1.81	6.70	H
	5184	-52.61	-13	-39.61	-65.29	-59.51	2.23	9.13	H
	6912	-58.99	-13	-45.99	-74.17	-67.05	2.60	10.66	H
	3456	-64.41	-13	-51.41	-69.61	-69.30	1.81	6.70	V
	5184	-55.69	-13	-42.69	-69.24	-62.59	2.23	9.13	V
	6912	-59.30	-13	-46.30	-74.35	-67.36	2.6	10.66	V

Remark: Spurious emissions within 30-1000MHz were found more than 20dB below limit line.

LTE Band 4 / 15MHz / QPSK / RB Size 1 Offset 0									
Channel	Frequency (MHz)	EIRP (dBm)	Limit (dBm)	Over Limit (dB)	SPA Reading (dBm)	S.G. Power (dBm)	TX Cable loss (dB)	TX Antenna Gain (dBi)	Polarization (H/V)
Middle	3453	-64.51	-13	-51.51	-71.30	-69.40	1.81	6.70	H
	5178	-53.82	-13	-40.82	-66.50	-60.72	2.23	9.13	H
	6903	-58.89	-13	-45.89	-74.07	-66.95	2.60	10.66	H
	3453	-65.66	-13	-52.66	-70.86	-70.55	1.81	6.70	V
	5178	-54.71	-13	-41.71	-68.26	-61.61	2.23	9.13	V
	6903	-58.99	-13	-45.99	-74.04	-67.05	2.6	10.66	V

Remark: Spurious emissions within 30-1000MHz were found more than 20dB below limit line.

LTE Band 4 / 20MHz / QPSK / RB Size 1 Offset 0									
Channel	Frequency (MHz)	EIRP (dBm)	Limit (dBm)	Over Limit (dB)	SPA Reading (dBm)	S.G. Power (dBm)	TX Cable loss (dB)	TX Antenna Gain (dBi)	Polarization (H/V)
Middle	3447	-63.60	-13	-50.60	-70.39	-68.49	1.81	6.70	H
	5169	-56.25	-13	-43.25	-68.93	-63.15	2.23	9.13	H
	6894	-59.14	-13	-46.14	-74.32	-67.20	2.60	10.66	H
	3447	-65.43	-13	-52.43	-70.63	-70.32	1.81	6.70	V
	5169	-58.08	-13	-45.08	-71.63	-64.98	2.23	9.13	V
	6894	-60.14	-13	-47.14	-75.19	-68.20	2.6	10.66	V

Remark: Spurious emissions within 30-1000MHz were found more than 20dB below limit line.

LTE Band 5 / 1.4MHz / QPSK / RB Size 1 Offset 0									
Channel	Frequency (MHz)	ERP (dBm)	Limit (dBm)	Over Limit (dB)	SPA Reading (dBm)	S.G. Power (dBm)	TX Cable loss (dB)	TX Antenna Gain (dBi)	Polarization (H/V)
Middle	1672	-51.26	-13	-38.26	-51.36	-53.12	1.19	5.20	H
	2508	-55.05	-13	-42.05	-58.04	-57.27	1.53	5.90	H
	3345	-67.86	-13	-54.86	-71.81	-70.65	1.76	6.70	H
	1672	-48.55	-13	-35.55	-48.25	-50.41	1.19	5.20	V
	2508	-55.03	-13	-42.03	-57.01	-57.25	1.53	5.90	V
	3345	-67.86	-13	-54.86	-71.18	-70.65	1.76	6.70	V

Remark: Spurious emissions within 30-1000MHz were found more than 20dB below limit line.

LTE Band 5 / 3MHz / QPSK / RB Size 1 Offset 0									
Channel	Frequency (MHz)	ERP (dBm)	Limit (dBm)	Over Limit (dB)	SPA Reading (dBm)	S.G. Power (dBm)	TX Cable loss (dB)	TX Antenna Gain (dBi)	Polarization (H/V)
Middle	1670	-49.59	-13	-36.59	-50.36	-51.45	1.19	5.20	H
	2506	-56.44	-13	-43.44	-59.43	-58.66	1.53	5.90	H
	3342	-67.40	-13	-54.40	-71.35	-70.19	1.76	6.70	H
	1670	-46.40	-13	-33.40	-46.46	-48.26	1.19	5.20	V
	2506	-57.79	-13	-44.79	-59.77	-60.01	1.53	5.90	V
	3342	-67.97	-13	-54.97	-71.29	-70.76	1.76	6.70	V

Remark: Spurious emissions within 30-1000MHz were found more than 20dB below limit line.

LTE Band 5 / 5MHz / QPSK / RB Size 1 Offset 0									
Channel	Frequency (MHz)	ERP (dBm)	Limit (dBm)	Over Limit (dB)	SPA Reading (dBm)	S.G. Power (dBm)	TX Cable loss (dB)	TX Antenna Gain (dBi)	Polarization (H/V)
Middle	1668	-49.85	-13	-36.85	-50.58	-51.71	1.19	5.20	H
	2502	-54.76	-13	-41.76	-57.75	-56.98	1.53	5.90	H
	3336	-67.19	-13	-54.19	-71.14	-69.98	1.76	6.70	H
	1668	-47.64	-13	-34.64	-47.57	-49.50	1.19	5.20	V
	2502	-56.46	-13	-43.46	-58.44	-58.68	1.53	5.90	V
	3336	-68.52	-13	-55.52	-71.84	-71.31	1.76	6.70	V

Remark: Spurious emissions within 30-1000MHz were found more than 20dB below limit line.

LTE Band 5 / 10MHz / QPSK / RB Size 1 Offset 0									
Channel	Frequency (MHz)	ERP (dBm)	Limit (dBm)	Over Limit (dB)	SPA Reading (dBm)	S.G. Power (dBm)	TX Cable loss (dB)	TX Antenna Gain (dBi)	Polarization (H/V)
Middle	1664	-39.51	-13	-26.51	-40.67	-41.37	1.19	5.20	H
	2496	-57.83	-13	-44.83	-60.82	-60.05	1.53	5.90	H
	3327	-66.99	-13	-53.99	-70.94	-69.78	1.76	6.70	H
	1664	-39.07	-13	-26.07	-39.77	-40.93	1.19	5.20	V
	2496	-56.83	-13	-43.83	-58.81	-59.05	1.53	5.90	V
	3327	-67.78	-13	-54.78	-71.1	-70.57	1.76	6.70	V

Remark: Spurious emissions within 30-1000MHz were found more than 20dB below limit line.

LTE Band 7 / 5MHz / QPSK / RB Size 1 Offset 0									
Channel	Frequency (MHz)	EIRP (dBm)	Limit (dBm)	Over Limit (dB)	SPA Reading (dBm)	S.G. Power (dBm)	TX Cable loss (dB)	TX Antenna Gain (dBi)	Polarization (H/V)
Middle	5064	-56.97	-25	-31.97	-66.19	-63.53	2.41	8.97	H
	7600	-52.22	-25	-27.22	-65.92	-61.22	2.86	11.86	H
	10131	-57.84	-25	-32.84	-76.19	-66.74	3.21	12.11	H
	5064	-60.54	-25	-35.54	-69.25	-67.10	2.41	8.97	V
	7600	-50.24	-25	-25.24	-64.87	-59.24	2.86	11.86	V
	10131	-56.03	-25	-31.03	-75.43	-64.93	3.21	12.11	V

Remark: Spurious emissions within 30-1000MHz were found more than 20dB below limit line.

LTE Band 7 / 10MHz / QPSK / RB Size 1 Offset 0									
Channel	Frequency (MHz)	EIRP (dBm)	Limit (dBm)	Over Limit (dB)	SPA Reading (dBm)	S.G. Power (dBm)	TX Cable loss (dB)	TX Antenna Gain (dBi)	Polarization (H/V)
Middle	5060	-56.46	-25	-31.46	-65.68	-63.02	2.41	8.97	H
	7592	-45.60	-25	-20.60	-60.29	-54.60	2.86	11.86	H
	10122	-57.05	-25	-32.05	-75.40	-65.95	3.21	12.11	H
	5060	-59.57	-25	-34.57	-68.28	-66.13	2.41	8.97	V
	7592	-47.75	-25	-22.75	-62.38	-56.75	2.86	11.86	V
	10122	-56.37	-25	-31.37	-75.77	-65.27	3.21	12.11	V

Remark: Spurious emissions within 30-1000MHz were found more than 20dB below limit line.

LTE Band 7 / 15MHz / QPSK / RB Size 1 Offset 0									
Channel	Frequency (MHz)	EIRP (dBm)	Limit (dBm)	Over Limit (dB)	SPA Reading (dBm)	S.G. Power (dBm)	TX Cable loss (dB)	TX Antenna Gain (dBi)	Polarization (H/V)
Middle	5056	-59.21	-25	-34.21	-68.43	-65.77	2.41	8.97	H
	7584	-48.98	-25	-23.98	-62.68	-57.98	2.86	11.86	H
	10113	-57.50	-25	-32.50	-75.85	-66.40	3.21	12.11	H
	5056	-61.45	-25	-36.45	-70.16	-68.01	2.41	8.97	V
	7584	-42.92	-25	-17.92	-59.32	-51.92	2.86	11.86	V
	10113	-55.67	-25	-30.67	-75.07	-64.57	3.21	12.11	V

Remark: Spurious emissions within 30-1000MHz were found more than 20dB below limit line.

LTE Band 7 / 20MHz / QPSK / RB Size 1 Offset 0									
Channel	Frequency (MHz)	EIRP (dBm)	Limit (dBm)	Over Limit (dB)	SPA Reading (dBm)	S.G. Power (dBm)	TX Cable loss (dB)	TX Antenna Gain (dBi)	Polarization (H/V)
Middle	5052	-58.91	-25	-33.91	-68.13	-65.47	2.41	8.97	H
	7576	-51.99	-25	-26.99	-65.69	-60.99	2.86	11.86	H
	10103	-57.42	-25	-32.42	-75.77	-66.32	3.21	12.11	H
	5052	-60.50	-25	-35.50	-69.21	-67.06	2.41	8.97	V
	7576	-50.94	-25	-25.94	-65.57	-59.94	2.86	11.86	V
	10103	-56.51	-25	-31.51	-75.91	-65.41	3.21	12.11	V

Remark: Spurious emissions within 30-1000MHz were found more than 20dB below limit line.

LTE Band 12 / 1.4MHz / QPSK / RB Size 1 Offset 0									
Channel	Frequency (MHz)	ERP (dBm)	Limit (dBm)	Over Limit (dB)	SPA Reading (dBm)	S.G. Power (dBm)	TX Cable loss (dB)	TX Antenna Gain (dBi)	Polarization (H/V)
Middle	1414	-64.82	-13	-51.82	-60.66	-65.72	1.14	4.19	H
	2120	-48.60	-13	-35.60	-53.08	-50.06	1.4	5.01	H
	2828	-67.30	-13	-54.30	-67.94	-69.83	1.63	6.31	H
	1414	-68.90	-13	-55.90	-63.77	-69.80	1.14	4.19	V
	2120	-59.29	-13	-46.29	-57.65	-60.75	1.4	5.01	V
	2828	-65.32	-13	-52.32	-67.44	-67.85	1.63	6.31	V

Remark: Spurious emissions within 30-1000MHz were found more than 20dB below limit line.

LTE Band 12 / 3MHz / QPSK / RB Size 1 Offset 0									
Channel	Frequency (MHz)	ERP (dBm)	Limit (dBm)	Over Limit (dB)	SPA Reading (dBm)	S.G. Power (dBm)	TX Cable loss (dB)	TX Antenna Gain (dBi)	Polarization (H/V)
Middle	1412	-65.12	-13	-52.12	-60.96	-66.02	1.14	4.19	H
	2118	-50.17	-13	-37.17	-54.19	-51.63	1.4	5.01	H
	2825	-66.64	-13	-53.64	-67.28	-69.17	1.63	6.31	H
	1412	-69.33	-13	-56.33	-64.2	-70.23	1.14	4.19	V
	2118	-60.81	-13	-47.81	-58.93	-62.27	1.4	5.01	V
	2824	-65.65	-13	-52.65	-67.77	-68.18	1.63	6.31	V

Remark: Spurious emissions within 30-1000MHz were found more than 20dB below limit line.

LTE Band 12 / 5MHz / QPSK / RB Size 1 Offset 0									
Channel	Frequency (MHz)	ERP (dBm)	Limit (dBm)	Over Limit (dB)	SPA Reading (dBm)	S.G. Power (dBm)	TX Cable loss (dB)	TX Antenna Gain (dBi)	Polarization (H/V)
Middle	1410	-65.32	-13	-52.32	-61.16	-66.22	1.14	4.19	H
	2116	-53.81	-13	-40.81	-56.29	-55.27	1.4	5.01	H
	2820	-66.89	-13	-53.89	-67.53	-69.42	1.63	6.31	H
	1410	-70.03	-13	-57.03	-64.9	-70.93	1.14	4.19	V
	2116	-63.24	-13	-50.24	-61.36	-64.70	1.4	5.01	V
	2820	-65.42	-13	-52.42	-67.54	-67.95	1.63	6.31	V

Remark: Spurious emissions within 30-1000MHz were found more than 20dB below limit line.

LTE Band 12 / 10MHz / QPSK / RB Size 1 Offset 0									
Channel	Frequency (MHz)	ERP (dBm)	Limit (dBm)	Over Limit (dB)	SPA Reading (dBm)	S.G. Power (dBm)	TX Cable loss (dB)	TX Antenna Gain (dBi)	Polarization (H/V)
Middle	1406	-68.38	-13	-55.38	-64.22	-69.28	1.14	4.19	H
	2108	-62.39	-13	-49.39	-61.85	-63.85	1.4	5.01	H
	2812	-67.22	-13	-54.22	-67.86	-69.75	1.63	6.31	H
	1406	-71.22	-13	-58.22	-66.09	-72.12	1.14	4.19	V
	2109	-67.83	-13	-54.83	-65.95	-69.29	1.4	5.01	V
	2812	-65.75	-13	-52.75	-67.87	-68.28	1.63	6.31	V

Remark: Spurious emissions within 30-1000MHz were found more than 20dB below limit line.

LTE Band 17 / 5MHz / QPSK / RB Size 1 Offset 0									
Channel	Frequency (MHz)	ERP (dBm)	Limit (dBm)	Over Limit (dB)	SPA Reading (dBm)	S.G. Power (dBm)	TX Cable loss (dB)	TX Antenna Gain (dBi)	Polarization (H/V)
Middle	1416	-67.64	-13	-54.64	-63.48	-68.54	1.14	4.19	H
	2122	-40.27	-13	-27.27	-46.64	-41.73	1.4	5.01	H
	2832	-67.11	-13	-54.11	-67.75	-69.64	1.63	6.31	H
	1416	-70.09	-13	-57.09	-64.96	-70.99	1.14	4.19	V
	2122	-47.91	-13	-34.91	-51.23	-49.37	1.4	5.01	V
	2832	-65.38	-13	-52.38	-67.5	-67.91	1.63	6.31	V

Remark: Spurious emissions within 30-1000MHz were found more than 20dB below limit line.

LTE Band 17 / 10MHz / QPSK / RB Size 1 Offset 0									
Channel	Frequency (MHz)	ERP (dBm)	Limit (dBm)	Over Limit (dB)	SPA Reading (dBm)	S.G. Power (dBm)	TX Cable loss (dB)	TX Antenna Gain (dBi)	Polarization (H/V)
Middle	1410	-66.06	-13	-53.06	-61.90	-66.96	1.14	4.19	H
	2116	-46.29	-13	-33.29	-51.48	-47.75	1.4	5.01	H
	2822	-66.88	-13	-53.88	-67.52	-69.41	1.63	6.31	H
	1410	-68.53	-13	-55.53	-63.4	-69.43	1.14	4.19	V
	2116	-57.82	-13	-44.82	-57.18	-59.28	1.4	5.01	V
	2822	-65.89	-13	-52.89	-68.01	-68.42	1.63	6.31	V

Remark: Spurious emissions within 30-1000MHz were found more than 20dB below limit line.