## LTE Band 7 / 10MHz

### Middle Channel / QPSK

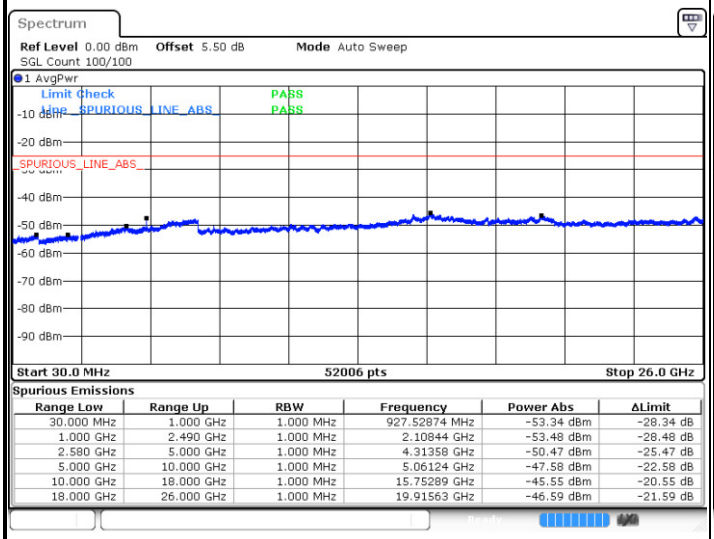


Spurious Emissions

| Range Low | Range Up | RBW | Frequency | Power Abs | ΔLimit |
|---|---|---|---|---|---|
| 30.000 MHz | 1.000 GHz | 1.000 MHz | 927.52874 MHz | -53.34 dBm | -28.34 dB |
| 1.000 GHz | 2.490 GHz | 1.000 MHz | 2.10844 GHz | -53.48 dBm | -28.48 dB |
| 2.580 GHz | 5.000 GHz | 1.000 MHz | 4.31358 GHz | -50.47 dBm | -25.47 dB |
| 5.000 GHz | 10.000 GHz | 1.000 MHz | 5.06124 GHz | -47.58 dBm | -22.58 dB |
| 10.000 GHz | 18.000 GHz | 1.000 MHz | 15.75289 GHz | -45.55 dBm | -20.55 dB |
| 18.000 GHz | 26.000 GHz | 1.000 MHz | 19.91563 GHz | -46.59 dBm | -21.59 dB |

Date: 25.DEC.2017 17:12:36

### Middle Channel / 16QAM

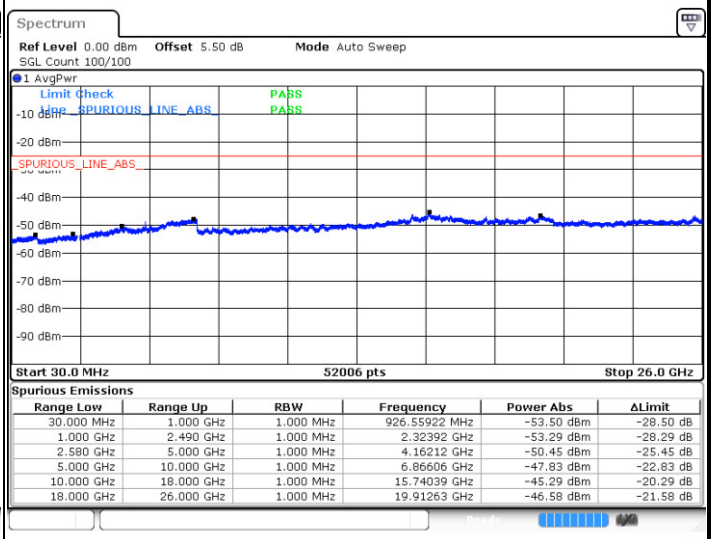


Spurious Emissions

| Range Low | Range Up | RBW | Frequency | Power Abs | ΔLimit |
|---|---|---|---|---|---|
| 30.000 MHz | 1.000 GHz | 1.000 MHz | 926.55922 MHz | -53.50 dBm | -28.50 dB |
| 1.000 GHz | 2.490 GHz | 1.000 MHz | 2.32392 GHz | -53.29 dBm | -28.29 dB |
| 2.580 GHz | 5.000 GHz | 1.000 MHz | 4.16212 GHz | -50.45 dBm | -25.45 dB |
| 5.000 GHz | 10.000 GHz | 1.000 MHz | 6.86606 GHz | -47.83 dBm | -22.83 dB |
| 10.000 GHz | 18.000 GHz | 1.000 MHz | 15.74039 GHz | -45.29 dBm | -20.29 dB |
| 18.000 GHz | 26.000 GHz | 1.000 MHz | 19.91263 GHz | -46.58 dBm | -21.58 dB |

Date: 25.DEC.2017 17:13:30

### Highest Channel / QPSK

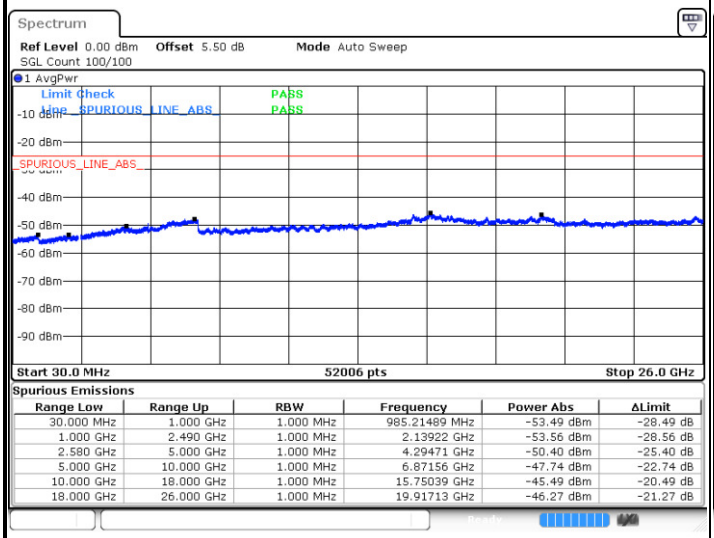


Spurious Emissions

| Range Low | Range Up | RBW | Frequency | Power Abs | ΔLimit |
|---|---|---|---|---|---|
| 30.000 MHz | 1.000 GHz | 1.000 MHz | 985.21489 MHz | -53.49 dBm | -28.49 dB |
| 1.000 GHz | 2.490 GHz | 1.000 MHz | 2.13922 GHz | -53.56 dBm | -28.56 dB |
| 2.580 GHz | 5.000 GHz | 1.000 MHz | 4.29471 GHz | -50.40 dBm | -25.40 dB |
| 5.000 GHz | 10.000 GHz | 1.000 MHz | 6.87156 GHz | -47.74 dBm | -22.74 dB |
| 10.000 GHz | 18.000 GHz | 1.000 MHz | 15.75039 GHz | -45.49 dBm | -20.49 dB |
| 18.000 GHz | 26.000 GHz | 1.000 MHz | 19.91713 GHz | -46.27 dBm | -21.27 dB |

Date: 25.DEC.2017 17:21:17

### Highest Channel / 16QAM

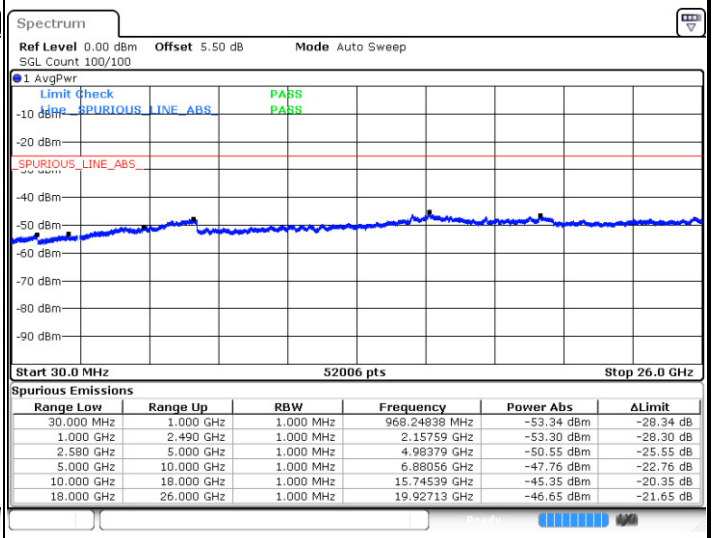


Spurious Emissions

| Range Low | Range Up | RBW | Frequency | Power Abs | ΔLimit |
|---|---|---|---|---|---|
| 30.000 MHz | 1.000 GHz | 1.000 MHz | 968.24838 MHz | -53.34 dBm | -28.34 dB |
| 1.000 GHz | 2.490 GHz | 1.000 MHz | 2.15759 GHz | -53.30 dBm | -28.30 dB |
| 2.580 GHz | 5.000 GHz | 1.000 MHz | 4.98379 GHz | -50.55 dBm | -25.55 dB |
| 5.000 GHz | 10.000 GHz | 1.000 MHz | 6.88056 GHz | -47.76 dBm | -22.76 dB |
| 10.000 GHz | 18.000 GHz | 1.000 MHz | 15.74539 GHz | -45.35 dBm | -20.35 dB |
| 18.000 GHz | 26.000 GHz | 1.000 MHz | 19.92713 GHz | -46.65 dBm | -21.65 dB |

Date: 25.DEC.2017 17:20:23

## LTE Band 7 / 15MHz

### Lowest Channel / QPSK

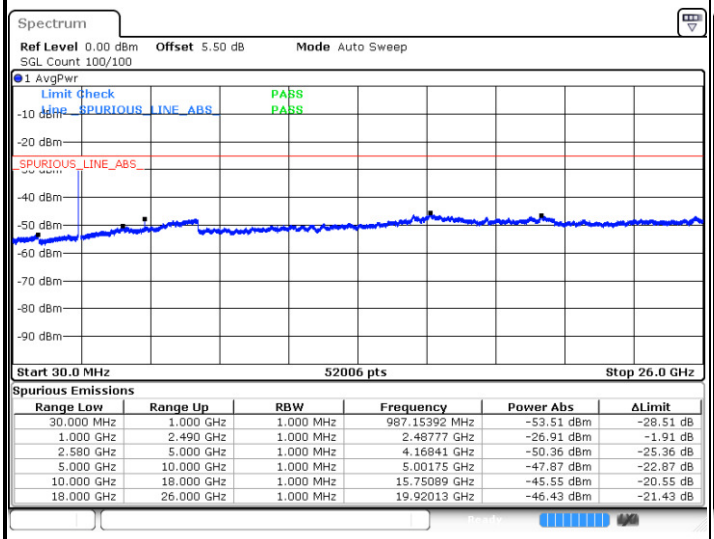


Spurious Emissions

| Range Low | Range Up | RBW | Frequency | Power Abs | ΔLimit |
|---|---|---|---|---|---|
| 30.000 MHz | 1.000 GHz | 1.000 MHz | 987.15392 MHz | -53.51 dBm | -28.51 dB |
| 1.000 GHz | 2.490 GHz | 1.000 MHz | 2.48777 GHz | -26.91 dBm | -1.91 dB |
| 2.580 GHz | 5.000 GHz | 1.000 MHz | 4.16841 GHz | -50.36 dBm | -25.36 dB |
| 5.000 GHz | 10.000 GHz | 1.000 MHz | 5.00175 GHz | -47.87 dBm | -22.87 dB |
| 10.000 GHz | 18.000 GHz | 1.000 MHz | 15.75089 GHz | -45.55 dBm | -20.55 dB |
| 18.000 GHz | 26.000 GHz | 1.000 MHz | 19.92013 GHz | -46.43 dBm | -21.43 dB |

Date: 25.DEC.2017 17:28:23

### Lowest Channel / 16QAM

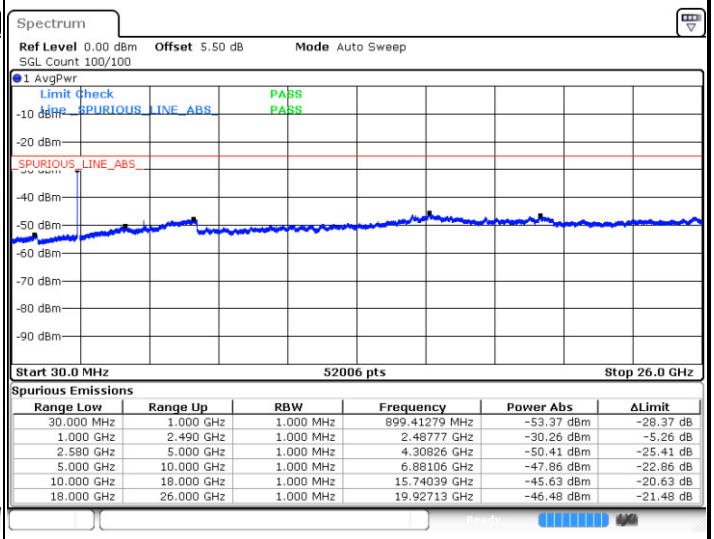


Spurious Emissions

| Range Low | Range Up | RBW | Frequency | Power Abs | ΔLimit |
|---|---|---|---|---|---|
| 30.000 MHz | 1.000 GHz | 1.000 MHz | 899.41279 MHz | -53.37 dBm | -28.37 dB |
| 1.000 GHz | 2.490 GHz | 1.000 MHz | 2.48777 GHz | -30.26 dBm | -5.26 dB |
| 2.580 GHz | 5.000 GHz | 1.000 MHz | 4.30826 GHz | -50.41 dBm | -25.41 dB |
| 5.000 GHz | 10.000 GHz | 1.000 MHz | 6.88106 GHz | -47.86 dBm | -22.86 dB |
| 10.000 GHz | 18.000 GHz | 1.000 MHz | 15.74039 GHz | -45.63 dBm | -20.63 dB |
| 18.000 GHz | 26.000 GHz | 1.000 MHz | 19.92713 GHz | -46.48 dBm | -21.48 dB |

Date: 25.DEC.2017 17:27:28

### Middle Channel / QPSK

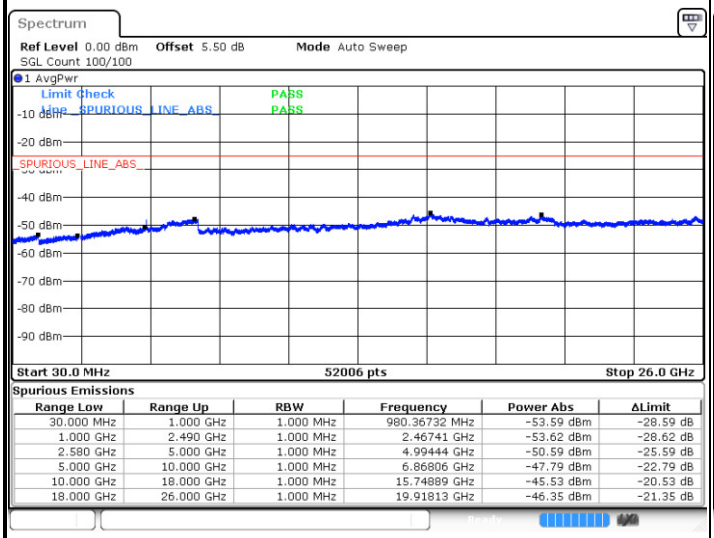


Spurious Emissions

| Range Low | Range Up | RBW | Frequency | Power Abs | ΔLimit |
|---|---|---|---|---|---|
| 30.000 MHz | 1.000 GHz | 1.000 MHz | 980.36732 MHz | -53.59 dBm | -28.59 dB |
| 1.000 GHz | 2.490 GHz | 1.000 MHz | 2.46741 GHz | -53.62 dBm | -28.62 dB |
| 2.580 GHz | 5.000 GHz | 1.000 MHz | 4.99444 GHz | -50.59 dBm | -25.59 dB |
| 5.000 GHz | 10.000 GHz | 1.000 MHz | 6.86806 GHz | -47.79 dBm | -22.79 dB |
| 10.000 GHz | 18.000 GHz | 1.000 MHz | 15.74889 GHz | -45.53 dBm | -20.53 dB |
| 18.000 GHz | 26.000 GHz | 1.000 MHz | 19.91813 GHz | -46.35 dBm | -21.35 dB |

Date: 25.DEC.2017 17:29:17

### Middle Channel / 16QAM

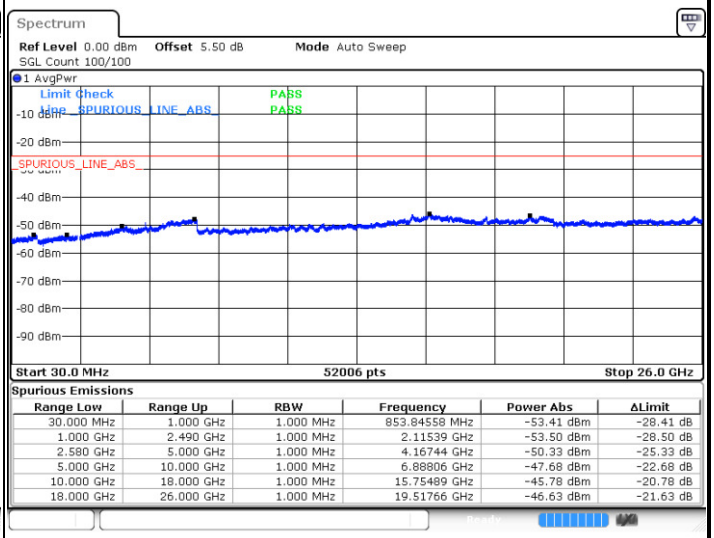


Spurious Emissions

| Range Low | Range Up | RBW | Frequency | Power Abs | ΔLimit |
|---|---|---|---|---|---|
| 30.000 MHz | 1.000 GHz | 1.000 MHz | 853.84558 MHz | -53.41 dBm | -28.41 dB |
| 1.000 GHz | 2.490 GHz | 1.000 MHz | 2.11539 GHz | -53.50 dBm | -28.50 dB |
| 2.580 GHz | 5.000 GHz | 1.000 MHz | 4.16744 GHz | -50.33 dBm | -25.33 dB |
| 5.000 GHz | 10.000 GHz | 1.000 MHz | 6.88806 GHz | -47.68 dBm | -22.68 dB |
| 10.000 GHz | 18.000 GHz | 1.000 MHz | 15.75489 GHz | -45.78 dBm | -20.78 dB |
| 18.000 GHz | 26.000 GHz | 1.000 MHz | 19.51766 GHz | -46.63 dBm | -21.63 dB |

Date: 25.DEC.2017 17:30:11

## LTE Band7 / 15MHz

### Highest Channel / QPSK

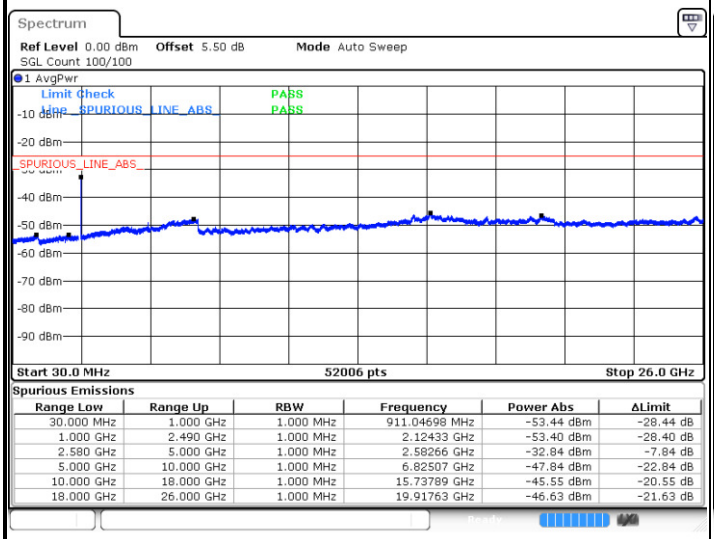


Spurious Emissions

| Range Low | Range Up | RBW | Frequency | Power Abs | ΔLimit |
|---|---|---|---|---|---|
| 30.000 MHz | 1.000 GHz | 1.000 MHz | 911.04698 MHz | -53.44 dBm | -28.44 dB |
| 1.000 GHz | 2.490 GHz | 1.000 MHz | 2.12433 GHz | -53.40 dBm | -28.40 dB |
| 2.580 GHz | 5.000 GHz | 1.000 MHz | 2.58266 GHz | -32.84 dBm | -7.84 dB |
| 5.000 GHz | 10.000 GHz | 1.000 MHz | 6.82507 GHz | -47.84 dBm | -22.84 dB |
| 10.000 GHz | 18.000 GHz | 1.000 MHz | 15.73789 GHz | -45.55 dBm | -20.55 dB |
| 18.000 GHz | 26.000 GHz | 1.000 MHz | 19.91763 GHz | -46.63 dBm | -21.63 dB |

Date: 25.DEC.2017 17:37:59

### Highest Channel / 16QAM

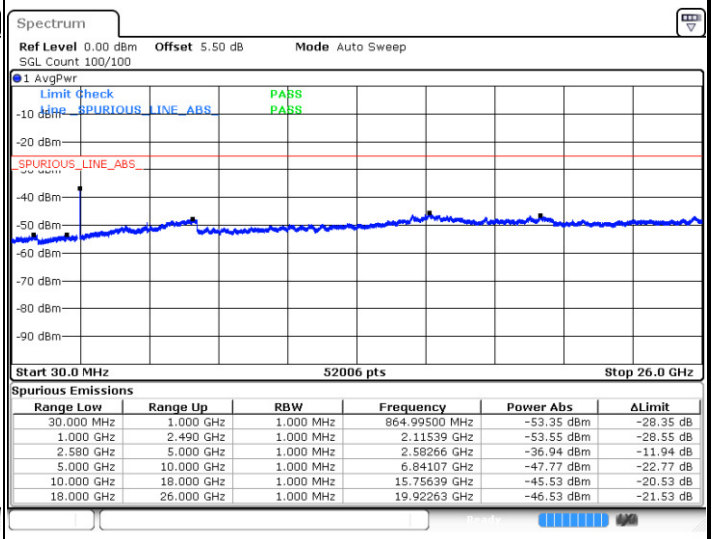


Spurious Emissions

| Range Low | Range Up | RBW | Frequency | Power Abs | ΔLimit |
|---|---|---|---|---|---|
| 30.000 MHz | 1.000 GHz | 1.000 MHz | 864.99500 MHz | -53.35 dBm | -28.35 dB |
| 1.000 GHz | 2.490 GHz | 1.000 MHz | 2.11539 GHz | -53.55 dBm | -28.55 dB |
| 2.580 GHz | 5.000 GHz | 1.000 MHz | 2.58266 GHz | -36.94 dBm | -11.94 dB |
| 5.000 GHz | 10.000 GHz | 1.000 MHz | 6.84107 GHz | -47.77 dBm | -22.77 dB |
| 10.000 GHz | 18.000 GHz | 1.000 MHz | 15.75639 GHz | -45.53 dBm | -20.53 dB |
| 18.000 GHz | 26.000 GHz | 1.000 MHz | 19.92263 GHz | -46.53 dBm | -21.53 dB |

Date: 25.DEC.2017 17:37:04

## LTE Band 7 / 20MHz

### Lowest Channel / QPSK

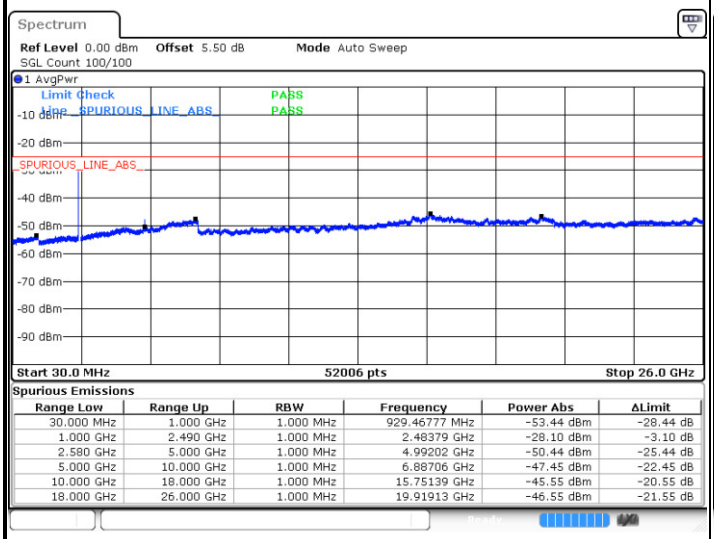


Spurious Emissions

| Range Low | Range Up | RBW | Frequency | Power Abs | ΔLimit |
|---|---|---|---|---|---|
| 30.000 MHz | 1.000 GHz | 1.000 MHz | 929.46777 MHz | -53.44 dBm | -28.44 dB |
| 1.000 GHz | 2.490 GHz | 1.000 MHz | 2.48379 GHz | -28.10 dBm | -3.10 dB |
| 2.580 GHz | 5.000 GHz | 1.000 MHz | 4.99202 GHz | -50.44 dBm | -25.44 dB |
| 5.000 GHz | 10.000 GHz | 1.000 MHz | 6.88706 GHz | -47.45 dBm | -22.45 dB |
| 10.000 GHz | 18.000 GHz | 1.000 MHz | 15.75139 GHz | -45.55 dBm | -20.55 dB |
| 18.000 GHz | 26.000 GHz | 1.000 MHz | 19.91913 GHz | -46.55 dBm | -21.55 dB |

Date: 25.DEC.2017 17:45:03

### Lowest Channel / 16QAM

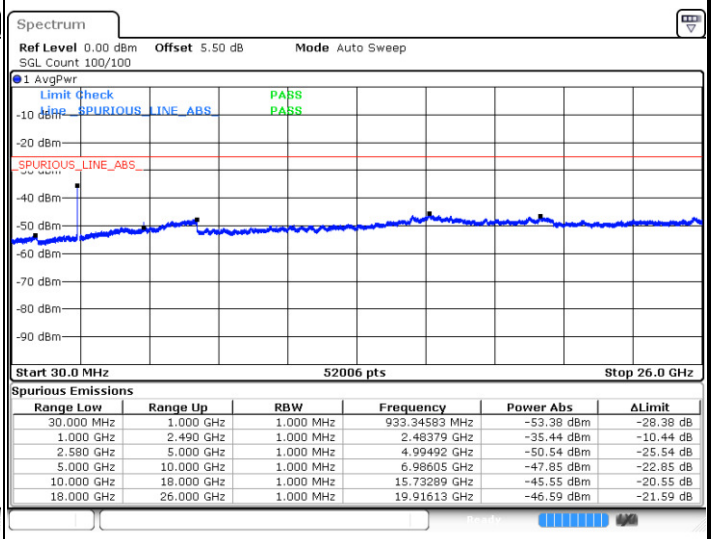


Spurious Emissions

| Range Low | Range Up | RBW | Frequency | Power Abs | ΔLimit |
|---|---|---|---|---|---|
| 30.000 MHz | 1.000 GHz | 1.000 MHz | 933.34583 MHz | -53.38 dBm | -28.38 dB |
| 1.000 GHz | 2.490 GHz | 1.000 MHz | 2.48379 GHz | -35.44 dBm | -10.44 dB |
| 2.580 GHz | 5.000 GHz | 1.000 MHz | 4.99492 GHz | -50.54 dBm | -25.54 dB |
| 5.000 GHz | 10.000 GHz | 1.000 MHz | 6.98605 GHz | -47.85 dBm | -22.85 dB |
| 10.000 GHz | 18.000 GHz | 1.000 MHz | 15.73289 GHz | -45.55 dBm | -20.55 dB |
| 18.000 GHz | 26.000 GHz | 1.000 MHz | 19.91613 GHz | -46.59 dBm | -21.59 dB |

Date: 25.DEC.2017 17:44:09

## LTE Band 7 / 20MHz

### Middle Channel / QPSK

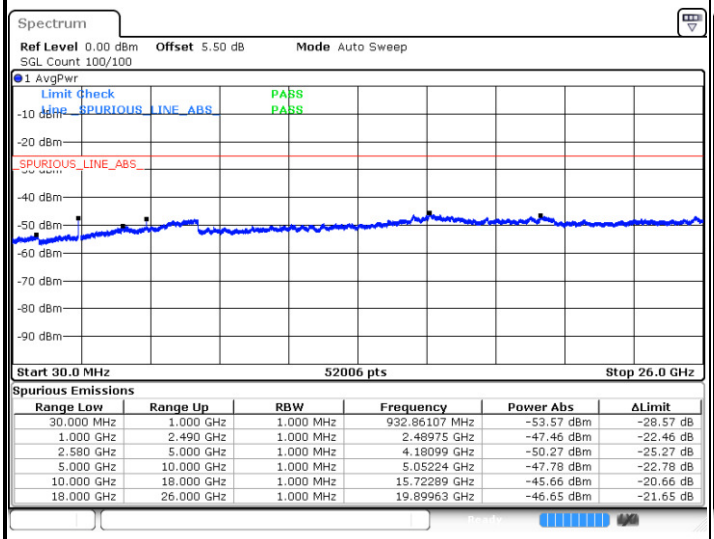


Spurious Emissions

| Range Low | Range Up | RBW | Frequency | Power Abs | ΔLimit |
|---|---|---|---|---|---|
| 30.000 MHz | 1.000 GHz | 1.000 MHz | 932.86107 MHz | -53.57 dBm | -28.57 dB |
| 1.000 GHz | 2.490 GHz | 1.000 MHz | 2.48975 GHz | -47.46 dBm | -22.46 dB |
| 2.580 GHz | 5.000 GHz | 1.000 MHz | 4.18099 GHz | -50.27 dBm | -25.27 dB |
| 5.000 GHz | 10.000 GHz | 1.000 MHz | 5.05224 GHz | -47.78 dBm | -22.78 dB |
| 10.000 GHz | 18.000 GHz | 1.000 MHz | 15.72289 GHz | -45.66 dBm | -20.66 dB |
| 18.000 GHz | 26.000 GHz | 1.000 MHz | 19.89963 GHz | -46.65 dBm | -21.65 dB |

Date: 25.DEC.2017 17:45:57

### Middle Channel / 16QAM

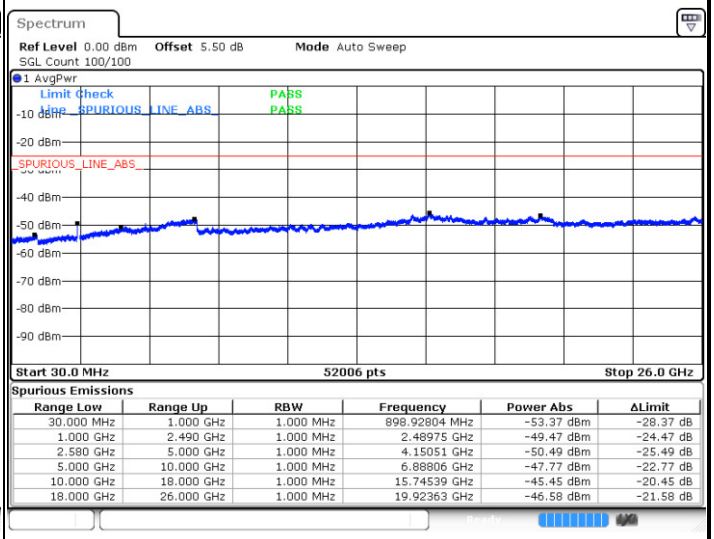


Spurious Emissions

| Range Low | Range Up | RBW | Frequency | Power Abs | ΔLimit |
|---|---|---|---|---|---|
| 30.000 MHz | 1.000 GHz | 1.000 MHz | 898.92804 MHz | -53.37 dBm | -28.37 dB |
| 1.000 GHz | 2.490 GHz | 1.000 MHz | 2.48975 GHz | -49.47 dBm | -24.47 dB |
| 2.580 GHz | 5.000 GHz | 1.000 MHz | 4.15051 GHz | -50.49 dBm | -25.49 dB |
| 5.000 GHz | 10.000 GHz | 1.000 MHz | 6.88806 GHz | -47.77 dBm | -22.77 dB |
| 10.000 GHz | 18.000 GHz | 1.000 MHz | 15.74539 GHz | -45.45 dBm | -20.45 dB |
| 18.000 GHz | 26.000 GHz | 1.000 MHz | 19.92363 GHz | -46.58 dBm | -21.58 dB |

Date: 25.DEC.2017 17:46:52

### Highest Channel / QPSK

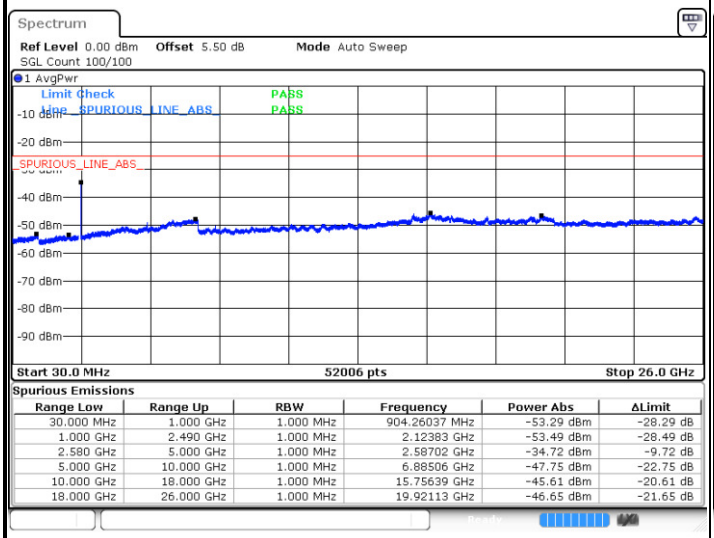


Spurious Emissions

| Range Low | Range Up | RBW | Frequency | Power Abs | ΔLimit |
|---|---|---|---|---|---|
| 30.000 MHz | 1.000 GHz | 1.000 MHz | 904.26037 MHz | -53.29 dBm | -28.29 dB |
| 1.000 GHz | 2.490 GHz | 1.000 MHz | 2.12383 GHz | -53.49 dBm | -28.49 dB |
| 2.580 GHz | 5.000 GHz | 1.000 MHz | 2.58702 GHz | -34.72 dBm | -9.72 dB |
| 5.000 GHz | 10.000 GHz | 1.000 MHz | 6.88506 GHz | -47.75 dBm | -22.75 dB |
| 10.000 GHz | 18.000 GHz | 1.000 MHz | 15.75639 GHz | -45.61 dBm | -20.61 dB |
| 18.000 GHz | 26.000 GHz | 1.000 MHz | 19.92113 GHz | -46.65 dBm | -21.65 dB |

Date: 25.DEC.2017 17:54:39

### Highest Channel / 16QAM

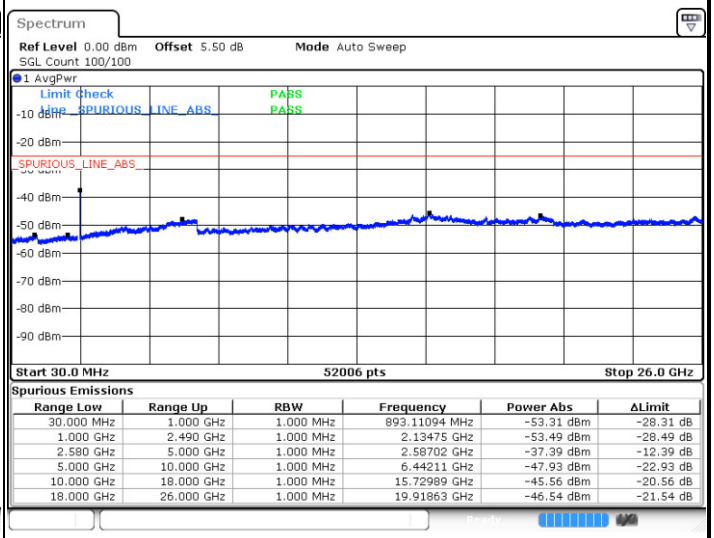


Spurious Emissions

| Range Low | Range Up | RBW | Frequency | Power Abs | ΔLimit |
|---|---|---|---|---|---|
| 30.000 MHz | 1.000 GHz | 1.000 MHz | 893.11094 MHz | -53.31 dBm | -28.31 dB |
| 1.000 GHz | 2.490 GHz | 1.000 MHz | 2.13475 GHz | -53.49 dBm | -28.49 dB |
| 2.580 GHz | 5.000 GHz | 1.000 MHz | 2.58702 GHz | -37.39 dBm | -12.39 dB |
| 5.000 GHz | 10.000 GHz | 1.000 MHz | 6.44211 GHz | -47.93 dBm | -22.93 dB |
| 10.000 GHz | 18.000 GHz | 1.000 MHz | 15.72989 GHz | -45.56 dBm | -20.56 dB |
| 18.000 GHz | 26.000 GHz | 1.000 MHz | 19.91863 GHz | -46.54 dBm | -21.54 dB |

Date: 25.DEC.2017 17:53:45

# Frequency Stability

| Test Conditions | | LTE Band 2 (QPSK) / Middle Channel | Limit |
|---|---|---|---|
| Temperature (°C) | Voltage (Volt) | BW 10MHz | Note 2. |
| | | Deviation (ppm) | Result |
| 50 | Normal Voltage | 0.0009 | PASS |
| 40 | Normal Voltage | 0.0006 | |
| 30 | Normal Voltage | 0.0024 | |
| 20(Ref.) | Normal Voltage | 0.0000 | |
| 10 | Normal Voltage | 0.0004 | |
| 0 | Normal Voltage | 0.0021 | |
| -10 | Normal Voltage | 0.0027 | |
| -20 | Normal Voltage | 0.0004 | |
| -30 | Normal Voltage | 0.0030 | |
| 20 | Maximum Voltage | 0.0003 | |
| 20 | Normal Voltage | 0.0003 | |
| 20 | Battery End Point | 0.0026 | |

**Note:**

1. Normal Voltage =3.8 V.；Battery End Point (BEP) =3.6 V.；Maximum Voltage =4.4 V.
2. Note: The frequency fundamental emissions stay within the authorized frequency block.

| Test Conditions | | LTE Band 4 (QPSK) / Middle Channel | Limit |
|---|---|---|---|
| Temperature (°C) | Voltage (Volt) | BW 10MHz | Note 2. |
| | | Deviation (ppm) | Result |
| 50 | Normal Voltage | 0.0008 | PASS |
| 40 | Normal Voltage | 0.0030 | |
| 30 | Normal Voltage | 0.0005 | |
| 20(Ref.) | Normal Voltage | 0.0000 | |
| 10 | Normal Voltage | 0.0026 | |
| 0 | Normal Voltage | 0.0025 | |
| -10 | Normal Voltage | 0.0005 | |
| -20 | Normal Voltage | 0.0027 | |
| -30 | Normal Voltage | 0.0029 | |
| 20 | Maximum Voltage | 0.0006 | |
| 20 | Normal Voltage | 0.0003 | |
| 20 | Battery End Point | 0.0022 | |

**Note:**

1. Normal Voltage =3.8 V.；Battery End Point (BEP) =3.6 V.；Maximum Voltage =4.4 V.
2. Note: The frequency fundamental emissions stay within the authorized frequency block.

| Test Conditions | | LTE Band 5 (QPSK) / Middle Channel | Limit |
|---|---|---|---|
| Temperature (°C) | Voltage (Volt) | BW 10MHz | 2.5ppm |
| | | Deviation (ppm) | Result |
| 50 | Normal Voltage | 0.0014 | PASS |
| 40 | Normal Voltage | 0.0004 | |
| 30 | Normal Voltage | 0.0032 | |
| 20(Ref.) | Normal Voltage | 0.0000 | |
| 10 | Normal Voltage | 0.0036 | |
| 0 | Normal Voltage | 0.0044 | |
| -10 | Normal Voltage | 0.0007 | |
| -20 | Normal Voltage | 0.0048 | |
| -30 | Normal Voltage | 0.0054 | |
| 20 | Maximum Voltage | 0.0010 | |
| 20 | Normal Voltage | 0.0007 | |
| 20 | Battery End Point | 0.41 | |

**Note:** Normal Voltage =3.8 V.；Battery End Point (BEP) =3.6 V.；Maximum Voltage =4.4 V.

| Test Conditions | | LTE Band 7 (QPSK) / Middle Channel | Limit |
|---|---|---|---|
| Temperature (°C) | Voltage (Volt) | BW 10MHz | Note 2. |
| | | Deviation (ppm) | Result |
| 50 | Normal Voltage | 0.0006 | PASS |
| 40 | Normal Voltage | 0.0001 | |
| 30 | Normal Voltage | 0.0011 | |
| 20(Ref.) | Normal Voltage | 0.0000 | |
| 10 | Normal Voltage | 0.0013 | |
| 0 | Normal Voltage | 0.0014 | |
| -10 | Normal Voltage | 0.0004 | |
| -20 | Normal Voltage | 0.0005 | |
| -30 | Normal Voltage | 0.0016 | |
| 20 | Maximum Voltage | 0.0003 | |
| 20 | Normal Voltage | 0.0002 | |
| 20 | Battery End Point | 0.0010 | |

**Note:**

1. Normal Voltage =3.8 V.；Battery End Point (BEP) =3.6 V.；Maximum Voltage =4.4 V.
2. Note: The frequency fundamental emissions stay within the authorized frequency block.

# Appendix B. Test Results of Radiated Test

## Radiated Spurious Emission

| LTE Band 2 / 1.4MHz / QPSK / RB Size 1 Offset 0 | | | | | | | | | |
|---|---|---|---|---|---|---|---|---|---|
| Channel | Frequency ( MHz ) | EIRP ( dBm ) | Limit ( dBm ) | Over Limit ( dB ) | SPA Reading (dBm) | S.G. Power ( dBm ) | TX Cable loss ( dB ) | TX Antenna Gain (dBi) | Polarization (H/V) |
| Middle | 3763 | -47.84 | -13 | -34.84 | -63.48 | -58.08 | 2.01 | 12.24 | H |
| | 7522 | -54.00 | -13 | -41.00 | -74.61 | -61.96 | 2.11 | 10.08 | H |
| | 9398 | -49.96 | -13 | -36.96 | -75.72 | -59.72 | 2.16 | 11.92 | H |
| | 3763 | -50.44 | -13 | -37.44 | -65.56 | -60.68 | 2.01 | 12.24 | V |
| | 7522 | -52.82 | -13 | -39.82 | -73.61 | -60.78 | 2.11 | 10.08 | V |
| | 9398 | -48.14 | -13 | -35.14 | -72.97 | -57.90 | 2.16 | 11.92 | V |

Remark: Spurious emissions within 30-1000MHz were found more than 20dB below limit line.

| LTE Band 2 / 3MHz / QPSK / RB Size 1 Offset 0 | | | | | | | | | |
|---|---|---|---|---|---|---|---|---|---|
| Channel | Frequency ( MHz ) | EIRP ( dBm ) | Limit ( dBm ) | Over Limit ( dB ) | SPA Reading (dBm) | S.G. Power ( dBm ) | TX Cable loss ( dB ) | TX Antenna Gain (dBi) | Polarization (H/V) |
| Middle | 3756 | -47.29 | -13 | -34.29 | -62.91 | -57.53 | 2.00 | 12.25 | H |
| | 7515 | -53.95 | -13 | -40.95 | -74.52 | -61.89 | 2.11 | 10.05 | H |
| | 9391 | -50.23 | -13 | -37.23 | -75.99 | -60.00 | 2.16 | 11.93 | H |
| | 3756 | -52.28 | -13 | -39.28 | -67.4 | -62.52 | 2.00 | 12.25 | V |
| | 7515 | -53.86 | -13 | -40.86 | -74.7 | -61.80 | 2.11 | 10.05 | V |
| | 9391 | -49.56 | -13 | -36.56 | -74.39 | -59.33 | 2.16 | 11.93 | V |

Remark: Spurious emissions within 30-1000MHz were found more than 20dB below limit line.

| LTE Band 2 / 5MHz / QPSK / RB Size 1 Offset 0 | | | | | | | | | |
|---|---|---|---|---|---|---|---|---|---|
| Channel | Frequency ( MHz ) | EIRP ( dBm ) | Limit ( dBm ) | Over Limit ( dB ) | SPA Reading (dBm) | S.G. Power ( dBm ) | TX Cable loss ( dB ) | TX Antenna Gain (dBi) | Polarization (H/V) |
| Middle | 3756 | -47.67 | -13 | -34.67 | -63.29 | -57.91 | 2.00 | 12.25 | H |
| | 7515 | -53.56 | -13 | -40.56 | -74.13 | -61.50 | 2.11 | 10.05 | H |
| | 9391 | -50.42 | -13 | -37.42 | -76.18 | -60.19 | 2.16 | 11.93 | H |
| | 3756 | -53.30 | -13 | -40.30 | -68.42 | -63.54 | 2.00 | 12.25 | V |
| | 7515 | -54.02 | -13 | -41.02 | -74.86 | -61.96 | 2.11 | 10.05 | V |
| | 9391 | -48.98 | -13 | -35.98 | -73.81 | -58.75 | 2.16 | 11.93 | V |

Remark: Spurious emissions within 30-1000MHz were found more than 20dB below limit line.

| LTE Band 2 / 10MHz / QPSK / RB Size 1 Offset 0 | | | | | | | | | |
|---|---|---|---|---|---|---|---|---|---|
| Channel | Frequency ( MHz ) | EIRP ( dBm ) | Limit ( dBm ) | Over Limit ( dB ) | SPA Reading (dBm) | S.G. Power ( dBm ) | TX Cable loss ( dB ) | TX Antenna Gain (dBi) | Polarization (H/V) |
| Middle | 3749 | -46.85 | -13 | -33.85 | -62.47 | -57.10 | 2.00 | 12.25 | H |
| | 5625 | -59.55 | -13 | -46.55 | -77.61 | -69.80 | 2.13 | 12.38 | H |
| | 7501 | -54.09 | -13 | -41.09 | -74.6 | -61.98 | 2.11 | 10.00 | H |
| | 9377 | -49.84 | -13 | -36.84 | -75.59 | -59.62 | 2.17 | 11.95 | H |
| | 3749 | -49.67 | -13 | -36.67 | -64.79 | -59.92 | 2.00 | 12.25 | V |
| | 5625 | -58.72 | -13 | -45.72 | -76.76 | -68.97 | 2.13 | 12.38 | V |
| | 7501 | -53.29 | -13 | -40.29 | -74.16 | -61.18 | 2.11 | 10.00 | V |
| | 9377 | -47.92 | -13 | -34.92 | -72.74 | -57.70 | 2.17 | 11.95 | V |

Remark: Spurious emissions within 30-1000MHz were found more than 20dB below limit line.

| LTE Band 2 / 15MHz / QPSK / RB Size 1 Offset 0 | | | | | | | | | |
|---|---|---|---|---|---|---|---|---|---|
| Channel | Frequency ( MHz ) | EIRP ( dBm ) | Limit ( dBm ) | Over Limit ( dB ) | SPA Reading (dBm) | S.G. Power ( dBm ) | TX Cable loss ( dB ) | TX Antenna Gain (dBi) | Polarization (H/V) |
| Middle | 3749 | -46.20 | -13 | -33.20 | -61.82 | -56.45 | 2.00 | 12.25 | H |
| | 7494 | -54.04 | -13 | -41.04 | -74.5 | -61.93 | 2.12 | 10.01 | H |
| | 9370 | -50.00 | -13 | -37.00 | -75.74 | -59.78 | 2.17 | 11.96 | H |
| | 3749 | -48.71 | -13 | -35.71 | -63.83 | -58.96 | 2.00 | 12.25 | V |
| | 7494 | -52.53 | -13 | -39.53 | -73.4 | -60.42 | 2.12 | 10.01 | V |
| | 9370 | -48.22 | -13 | -35.22 | -73.01 | -58.00 | 2.17 | 11.96 | V |

Remark: Spurious emissions within 30-1000MHz were found more than 20dB below limit line.

| LTE Band 2 / 20MHz / QPSK / RB Size 1 Offset 0 | | | | | | | | | |
|---|---|---|---|---|---|---|---|---|---|
| Channel | Frequency ( MHz ) | EIRP ( dBm ) | Limit ( dBm ) | Over Limit ( dB ) | SPA Reading (dBm) | S.G. Power ( dBm ) | TX Cable loss ( dB ) | TX Antenna Gain (dBi) | Polarization (H/V) |
| Middle | 3742 | -44.56 | -13 | -31.56 | -60.17 | -54.82 | 2.00 | 12.25 | H |
| | 7487 | -52.41 | -13 | -39.41 | -72.92 | -60.31 | 2.12 | 10.02 | H |
| | 9356 | -50.19 | -13 | -37.19 | -75.94 | -59.99 | 2.18 | 11.97 | H |
| | 3742 | -48.07 | -13 | -35.07 | -63.19 | -58.33 | 2.00 | 12.25 | V |
| | 7487 | -51.95 | -13 | -38.95 | -72.82 | -59.85 | 2.12 | 10.02 | V |
| | 9356 | -48.51 | -13 | -35.51 | -73.31 | -58.31 | 2.18 | 11.97 | V |

Remark: Spurious emissions within 30-1000MHz were found more than 20dB below limit line.

| LTE Band 4 / 1.4MHz / QPSK / RB Size 1 Offset 0 | | | | | | | | | |
|---|---|---|---|---|---|---|---|---|---|
| Channel | Frequency ( MHz ) | EIRP ( dBm ) | Limit ( dBm ) | Over Limit ( dB ) | SPA Reading (dBm) | S.G. Power ( dBm ) | TX Cable loss ( dB ) | TX Antenna Gain (dBi) | Polarization (H/V) |
| Middle | 3462 | -57.51 | -13 | -44.51 | -73.12 | -67.96 | 1.84 | 12.29 | H |
| | 5198 | -60.11 | -13 | -47.11 | -77.62 | -69.97 | 2.28 | 12.14 | H |
| | 8663 | -45.95 | -13 | -32.95 | -70.21 | -56.29 | 2.20 | 12.53 | H |
| | 3462 | -52.42 | -13 | -39.42 | -67.77 | -62.87 | 1.84 | 12.29 | V |
| | 5198 | -58.98 | -13 | -45.98 | -76.73 | -68.84 | 2.28 | 12.14 | V |
| | 8663 | -47.81 | -13 | -34.81 | -71.45 | -58.15 | 2.20 | 12.53 | V |

Remark: Spurious emissions within 30-1000MHz were found more than 20dB below limit line.

| LTE Band 4 / 3MHz / QPSK / RB Size 1 Offset 0 | | | | | | | | | |
|---|---|---|---|---|---|---|---|---|---|
| Channel | Frequency ( MHz ) | EIRP ( dBm ) | Limit ( dBm ) | Over Limit ( dB ) | SPA Reading (dBm) | S.G. Power ( dBm ) | TX Cable loss ( dB ) | TX Antenna Gain (dBi) | Polarization (H/V) |
| Middle | 3462 | -57.33 | -13 | -44.33 | -72.94 | -67.78 | 1.84 | 12.29 | H |
| | 5191 | -60.43 | -13 | -47.43 | -77.94 | -70.29 | 2.28 | 12.14 | H |
| | 8656 | -46.01 | -13 | -33.01 | -70.2 | -56.35 | 2.20 | 12.54 | H |
| | 3462 | -53.09 | -13 | -40.09 | -68.44 | -63.54 | 1.84 | 12.29 | V |
| | 5191 | -58.51 | -13 | -45.51 | -76.26 | -68.37 | 2.28 | 12.14 | V |
| | 8656 | -48.12 | -13 | -35.12 | -71.72 | -58.46 | 2.20 | 12.54 | V |

Remark: Spurious emissions within 30-1000MHz were found more than 20dB below limit line.

| LTE Band 4 / 5MHz / QPSK | | | | | | | | | |
|---|---|---|---|---|---|---|---|---|---|
| Channel | Frequency ( MHz ) | EIRP ( dBm ) | Limit ( dBm ) | Over Limit ( dB ) | SPA Reading (dBm) | S.G. Power ( dBm ) | TX Cable loss ( dB ) | TX Antenna Gain (dBi) | Polarization (H/V) |
| Middle | 3462 | -57.40 | -13 | -44.40 | -73.01 | -67.85 | 1.84 | 12.29 | H |
| | 5191 | -60.38 | -13 | -47.38 | -77.89 | -70.24 | 2.28 | 12.14 | H |
| | 8649 | -46.44 | -13 | -33.44 | -70.63 | -56.79 | 2.19 | 12.54 | H |
| | 3462 | -53.87 | -13 | -40.87 | -69.22 | -64.32 | 1.84 | 12.29 | V |
| | 5191 | -58.57 | -13 | -45.57 | -76.32 | -68.43 | 2.28 | 12.14 | V |
| | 8649 | -47.94 | -13 | -34.94 | -71.54 | -58.29 | 2.19 | 12.54 | V |

Remark: Spurious emissions within 30-1000MHz were found more than 20dB below limit line.

| LTE Band 4 / 10MHz / QPSK / RB Size 1 Offset 0 | | | | | | | | | |
|---|---|---|---|---|---|---|---|---|---|
| Channel | Frequency ( MHz ) | EIRP ( dBm ) | Limit ( dBm ) | Over Limit ( dB ) | SPA Reading (dBm) | S.G. Power ( dBm ) | TX Cable loss ( dB ) | TX Antenna Gain (dBi) | Polarization (H/V) |
| Middle | 3455 | -56.59 | -13 | -43.59 | -72.06 | -67.02 | 1.83 | 12.27 | H |
| | 5184 | -60.05 | -13 | -47.05 | -77.61 | -69.90 | 2.28 | 12.14 | H |
| | 8642 | -46.08 | -13 | -33.08 | -70.28 | -56.43 | 2.19 | 12.54 | H |
| | 3455 | -52.85 | -13 | -39.85 | -68.09 | -63.28 | 1.83 | 12.27 | V |
| | 5184 | -58.61 | -13 | -45.61 | -76.41 | -68.46 | 2.28 | 12.14 | V |
| | 8642 | -47.35 | -13 | -34.35 | -70.96 | -57.70 | 2.19 | 12.54 | V |

Remark: Spurious emissions within 30-1000MHz were found more than 20dB below limit line.

| LTE Band 4 / 15MHz / QPSK / RB Size 1 Offset 0 | | | | | | | | | |
|---|---|---|---|---|---|---|---|---|---|
| Channel | Frequency ( MHz ) | EIRP ( dBm ) | Limit ( dBm ) | Over Limit ( dB ) | SPA Reading (dBm) | S.G. Power ( dBm ) | TX Cable loss ( dB ) | TX Antenna Gain (dBi) | Polarization (H/V) |
| Middle | 3455 | -55.56 | -13 | -42.56 | -71.03 | -65.99 | 1.83 | 12.27 | H |
| | 5177 | -60.04 | -13 | -47.04 | -77.6 | -69.89 | 2.29 | 12.14 | H |
| | 8628 | -46.35 | -13 | -33.35 | -70.5 | -56.71 | 2.19 | 12.55 | H |
| | 3455 | -51.66 | -13 | -38.66 | -66.9 | -62.09 | 1.83 | 12.27 | V |
| | 5177 | -58.62 | -13 | -45.62 | -76.42 | -68.47 | 2.29 | 12.14 | V |
| | 8628 | -47.04 | -13 | -34.04 | -70.62 | -57.40 | 2.19 | 12.55 | V |

Remark: Spurious emissions within 30-1000MHz were found more than 20dB below limit line.

| LTE Band 4 / 20MHz / QPSK / RB Size 1 Offset 0 | | | | | | | | | |
|---|---|---|---|---|---|---|---|---|---|
| Channel | Frequency ( MHz ) | EIRP ( dBm ) | Limit ( dBm ) | Over Limit ( dB ) | SPA Reading (dBm) | S.G. Power ( dBm ) | TX Cable loss ( dB ) | TX Antenna Gain (dBi) | Polarization (H/V) |
| Middle | 3448 | -55.09 | -13 | -42.09 | -70.56 | -65.51 | 1.83 | 12.24 | H |
| | 5170 | -59.62 | -13 | -46.62 | -77.23 | -69.46 | 2.29 | 12.13 | H |
| | 8621 | -45.94 | -13 | -32.94 | -70.04 | -56.31 | 2.18 | 12.55 | H |
| | 3448 | -50.34 | -13 | -37.34 | -65.58 | -60.76 | 1.83 | 12.24 | V |
| | 5170 | -58.27 | -13 | -45.27 | -76.11 | -68.11 | 2.29 | 12.13 | V |
| | 8621 | -46.63 | -13 | -33.63 | -70.18 | -57.00 | 2.18 | 12.55 | V |

Remark: Spurious emissions within 30-1000MHz were found more than 20dB below limit line.

| LTE Band 5 / 1.4MHz / QPSK / RB Size 1 Offset 0 | | | | | | | | | |
|---|---|---|---|---|---|---|---|---|---|
| Channel | Frequency ( MHz ) | ERP ( dBm ) | Limit ( dBm ) | Over Limit ( dB ) | SPA Reading (dBm) | S.G. Power ( dBm ) | TX Cable loss ( dB ) | TX Antenna Gain (dBi) | Polarization (H/V) |
| Middle | 1672 | -55.12 | -13 | -42.12 | -64.39 | -60.59 | 1.24 | 8.85 | H |
| | 2512 | -60.59 | -13 | -47.59 | -73.13 | -67.51 | 1.44 | 10.51 | H |
| | 3344 | -61.15 | -13 | -48.15 | -75.78 | -69.19 | 1.74 | 11.93 | H |
| | 1672 | -50.70 | -13 | -37.70 | -59.28 | -56.17 | 1.24 | 8.85 | V |
| | 2512 | -60.44 | -13 | -47.44 | -72.67 | -67.36 | 1.44 | 10.51 | V |
| | 3344 | -59.13 | -13 | -46.13 | -73.57 | -67.17 | 1.74 | 11.93 | V |

Remark: Spurious emissions within 30-1000MHz were found more than 20dB below limit line.

| LTE Band 5 / 3MHz / QPSK / RB Size 1 Offset 0 | | | | | | | | | |
|---|---|---|---|---|---|---|---|---|---|
| Channel | Frequency ( MHz ) | ERP ( dBm ) | Limit ( dBm ) | Over Limit ( dB ) | SPA Reading (dBm) | S.G. Power ( dBm ) | TX Cable loss ( dB ) | TX Antenna Gain (dBi) | Polarization (H/V) |
| Middle | 1672 | -58.80 | -13 | -45.80 | -68.07 | -64.27 | 1.24 | 8.85 | H |
| | 2504 | -61.20 | -13 | -48.20 | -73.72 | -68.11 | 1.44 | 10.50 | H |
| | 3344 | -60.82 | -13 | -47.82 | -75.45 | -68.86 | 1.74 | 11.93 | H |
| | 1672 | -56.12 | -13 | -43.12 | -64.7 | -61.59 | 1.24 | 8.85 | V |
| | 2504 | -59.10 | -13 | -46.10 | -71.26 | -66.01 | 1.44 | 10.50 | V |
| | 3344 | -58.68 | -13 | -45.68 | -73.12 | -66.72 | 1.74 | 11.93 | V |

Remark: Spurious emissions within 30-1000MHz were found more than 20dB below limit line.

| LTE Band 5 / 5MHz / QPSK / RB Size 1 Offset 0 | | | | | | | | | |
|---|---|---|---|---|---|---|---|---|---|
| Channel | Frequency ( MHz ) | ERP ( dBm ) | Limit ( dBm ) | Over Limit ( dB ) | SPA Reading (dBm) | S.G. Power ( dBm ) | TX Cable loss ( dB ) | TX Antenna Gain (dBi) | Polarization (H/V) |
| Middle | 1672 | -57.91 | -13 | -44.91 | -67.18 | -63.38 | 1.24 | 8.85 | H |
| | 2504 | -59.57 | -13 | -46.57 | -72.09 | -66.48 | 1.44 | 10.50 | H |
| | 3336 | -61.25 | -13 | -48.25 | -75.94 | -69.27 | 1.74 | 11.91 | H |
| | 1672 | -56.49 | -13 | -43.49 | -65.07 | -61.96 | 1.24 | 8.85 | V |
| | 2504 | -57.23 | -13 | -44.23 | -69.39 | -64.14 | 1.44 | 10.50 | V |
| | 3336 | -59.15 | -13 | -46.15 | -73.65 | -67.17 | 1.74 | 11.91 | V |

Remark: Spurious emissions within 30-1000MHz were found more than 20dB below limit line.

| LTE Band 5 / 10MHz / QPSK / RB Size 1 Offset 0 | | | | | | | | | |
|---|---|---|---|---|---|---|---|---|---|
| Channel | Frequency ( MHz ) | ERP ( dBm ) | Limit ( dBm ) | Over Limit ( dB ) | SPA Reading (dBm) | S.G. Power ( dBm ) | TX Cable loss ( dB ) | TX Antenna Gain (dBi) | Polarization (H/V) |
| Middle | 1664 | -58.93 | -13 | -45.93 | -68.3 | -64.37 | 1.23 | 8.82 | H |
| | 2496 | -54.20 | -13 | -41.20 | -66.72 | -61.11 | 1.44 | 10.50 | H |
| | 3328 | -60.68 | -13 | -47.68 | -75.37 | -68.69 | 1.73 | 11.88 | H |
| | 1664 | -56.72 | -13 | -43.72 | -65.26 | -62.16 | 1.23 | 8.82 | V |
| | 2496 | -51.81 | -13 | -38.81 | -63.97 | -58.72 | 1.44 | 10.50 | V |
| | 3328 | -58.26 | -13 | -45.26 | -72.76 | -66.27 | 1.73 | 11.88 | V |

Remark: Spurious emissions within 30-1000MHz were found more than 20dB below limit line.

| LTE Band 7 / 5MHz / QPSK / RB Size 1 Offset 0 | | | | | | | | | |
|---|---|---|---|---|---|---|---|---|---|
| Channel | Frequency ( MHz ) | EIRP ( dBm ) | Limit ( dBm ) | Over Limit ( dB ) | SPA Reading (dBm) | S.G. Power ( dBm ) | TX Cable loss ( dB ) | TX Antenna Gain (dBi) | Polarization (H/V) |
| Middle | 5064 | -56.09 | -25 | -31.09 | -74.04 | -65.87 | 2.33 | 12.11 | H |
| | 7596 | -51.69 | -25 | -26.69 | -72.52 | -59.92 | 2.11 | 10.35 | H |
| | 10134 | -48.20 | -25 | -23.20 | -74.5 | -58.04 | 2.01 | 11.85 | H |
| | 5064 | -59.44 | -25 | -34.44 | -77.58 | -69.22 | 2.33 | 12.11 | V |
| | 7596 | -53.49 | -25 | -28.49 | -74.14 | -61.72 | 2.11 | 10.35 | V |
| | 10134 | -49.54 | -25 | -24.54 | -75.38 | -59.38 | 2.01 | 11.85 | V |

Remark: Spurious emissions within 30-1000MHz were found more than 20dB below limit line.

| LTE Band 7 / 10MHz / QPSK / RB Size 1 Offset 0 | | | | | | | | | |
|---|---|---|---|---|---|---|---|---|---|
| Channel | Frequency ( MHz ) | EIRP ( dBm ) | Limit ( dBm ) | Over Limit ( dB ) | SPA Reading (dBm) | S.G. Power ( dBm ) | TX Cable loss ( dB ) | TX Antenna Gain (dBi) | Polarization (H/V) |
| Middle | 5064 | -56.89 | -25 | -31.89 | -74.84 | -66.67 | 2.33 | 12.11 | H |
| | 7590 | -50.91 | -25 | -25.91 | -71.75 | -59.12 | 2.11 | 10.32 | H |
| | 10125 | -48.38 | -25 | -23.38 | -74.69 | -58.23 | 2.00 | 11.85 | H |
| | 5064 | -59.27 | -25 | -34.27 | -77.41 | -69.05 | 2.33 | 12.11 | V |
| | 7590 | -53.21 | -25 | -28.21 | -73.87 | -61.42 | 2.11 | 10.32 | V |
| | 10125 | -48.55 | -25 | -23.55 | -74.4 | -58.40 | 2.00 | 11.85 | V |

Remark: Spurious emissions within 30-1000MHz were found more than 20dB below limit line.

| LTE Band 7 / 15MHz / QPSK / RB Size 1 Offset 0 | | | | | | | | | |
|---|---|---|---|---|---|---|---|---|---|
| Channel | Frequency ( MHz ) | EIRP ( dBm ) | Limit ( dBm ) | Over Limit ( dB ) | SPA Reading (dBm) | S.G. Power ( dBm ) | TX Cable loss ( dB ) | TX Antenna Gain (dBi) | Polarization (H/V) |
| Middle | 5058 | -56.66 | -25 | -31.66 | -74.61 | -66.44 | 2.34 | 12.11 | H |
| | 7584 | -51.22 | -25 | -26.22 | -72.01 | -59.41 | 2.11 | 10.30 | H |
| | 10116 | -48.27 | -25 | -23.27 | -74.59 | -58.13 | 1.98 | 11.85 | H |
| | 5058 | -59.74 | -25 | -34.74 | -77.88 | -69.52 | 2.34 | 12.11 | V |
| | 7584 | -53.10 | -25 | -28.10 | -73.8 | -61.29 | 2.11 | 10.30 | V |
| | 10116 | -49.57 | -25 | -24.57 | -75.39 | -59.43 | 1.98 | 11.85 | V |

Remark: Spurious emissions within 30-1000MHz were found more than 20dB below limit line.

| LTE Band 7 / 20MHz / QPSK / RB Size 1 Offset 0 | | | | | | | | | |
|---|---|---|---|---|---|---|---|---|---|
| Channel | Frequency ( MHz ) | EIRP ( dBm ) | Limit ( dBm ) | Over Limit ( dB ) | SPA Reading (dBm) | S.G. Power ( dBm ) | TX Cable loss ( dB ) | TX Antenna Gain (dBi) | Polarization (H/V) |
| Middle | 5052 | -56.62 | -25 | -31.62 | -74.62 | -66.39 | 2.34 | 12.11 | H |
| | 7578 | -51.89 | -25 | -26.89 | -72.66 | -60.06 | 2.11 | 10.28 | H |
| | 10107 | -47.93 | -25 | -22.93 | -74.25 | -57.80 | 1.97 | 11.84 | H |
| | 5052 | -59.78 | -25 | -34.78 | -77.97 | -69.55 | 2.34 | 12.11 | V |
| | 7578 | -52.76 | -25 | -27.76 | -73.44 | -60.93 | 2.11 | 10.28 | V |
| | 10107 | -49.70 | -25 | -24.70 | -75.52 | -59.57 | 1.97 | 11.84 | V |

Remark: Spurious emissions within 30-1000MHz were found more than 20dB below limit line.