WCDMA Band V (RMC 12.2Kbps)	WCDMA Band II (RMC 12.2Kbps)
Lowest Channel	**Lowest Channel**
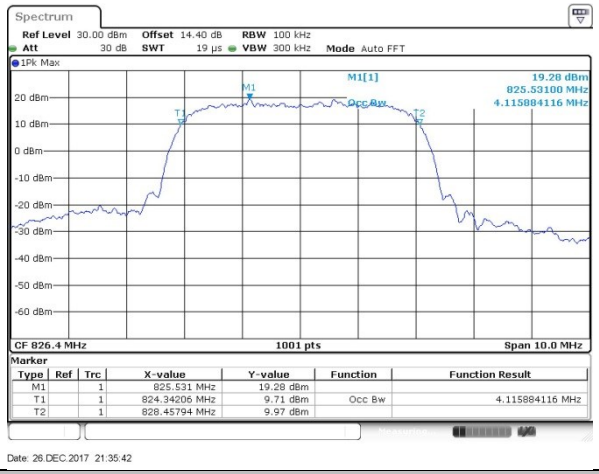	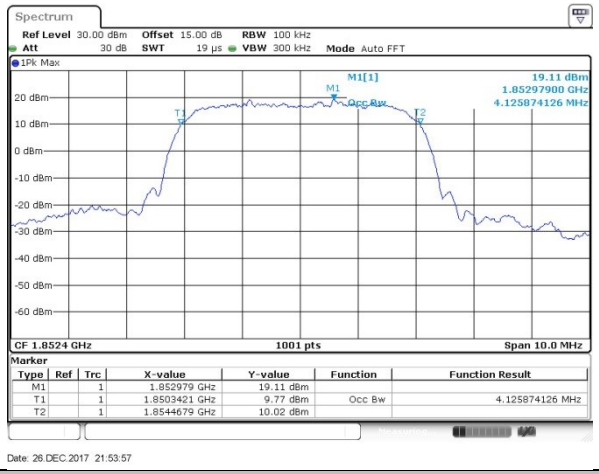
Middle Channel	**Middle Channel**
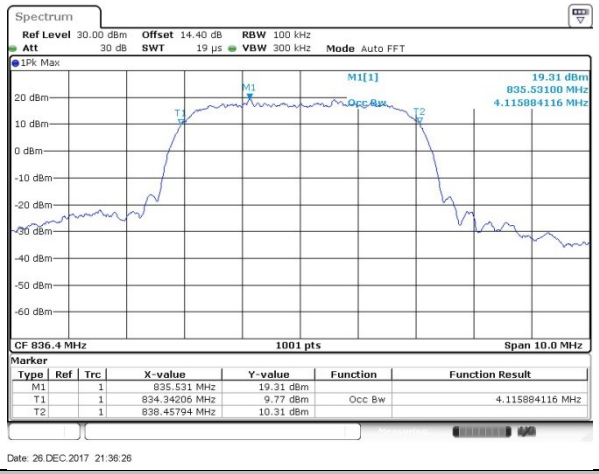	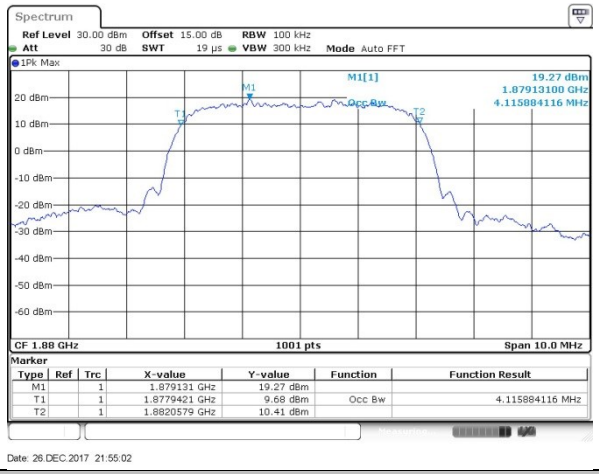
Highest Channel	**Highest Channel**
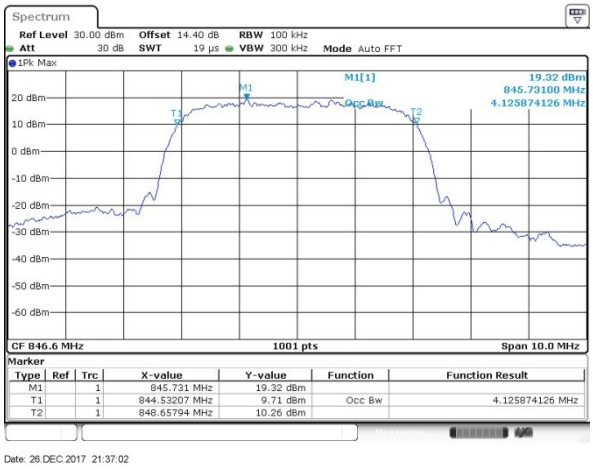	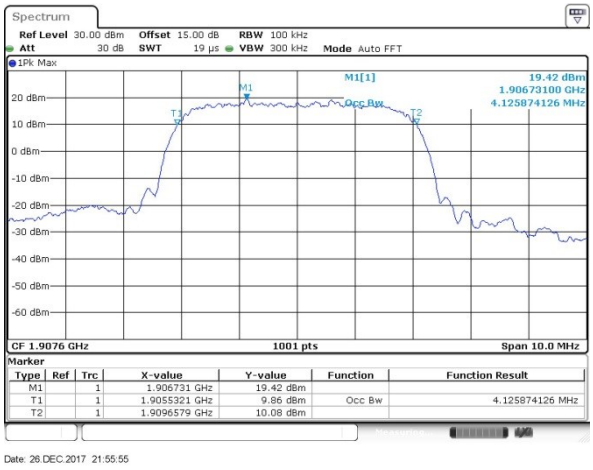

WCDMA Band IV (RMC 12.2Kbps)	
Lowest Channel	
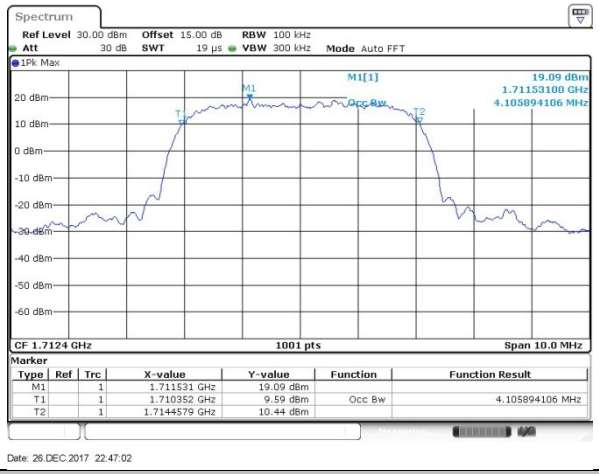	
Middle Channel	
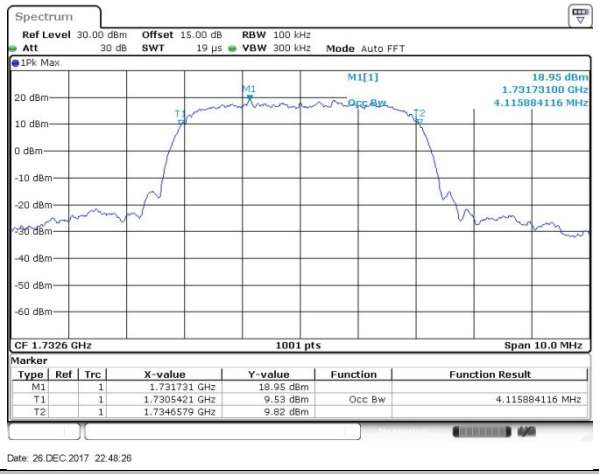	
Highest Channel	
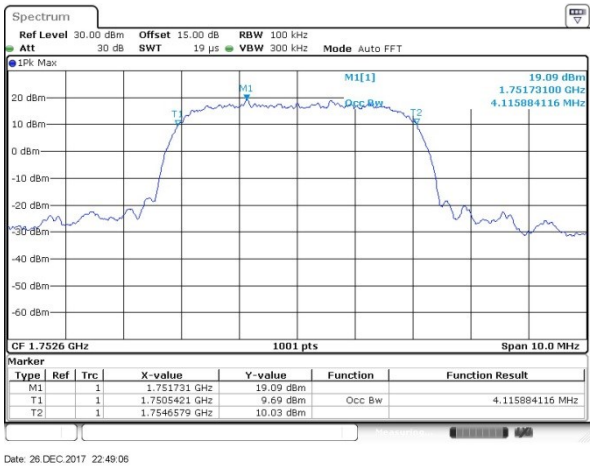	

Conducted Band Edge

GSM850 (GSM)

Lowest Band Edge

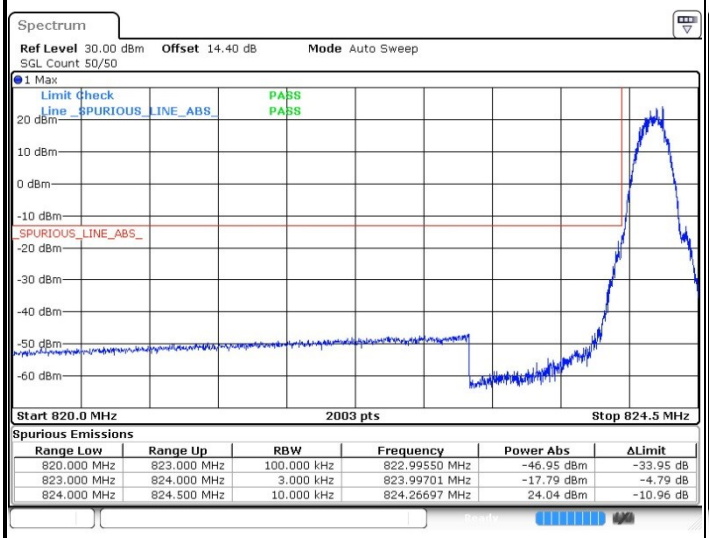

Spurious Emissions

Range Low	Range Up	RBW	Frequency	Power Abs	ΔLimit
820.000 MHz	823.000 MHz	100.000 kHz	822.99550 MHz	-46.95 dBm	-33.95 dB
823.000 MHz	824.000 MHz	3.000 kHz	823.99701 MHz	-17.79 dBm	-4.79 dB
824.000 MHz	824.500 MHz	10.000 kHz	824.26697 MHz	24.04 dBm	-10.96 dB

Date: 26.DEC.2017 20:09:52

Highest Band Edge

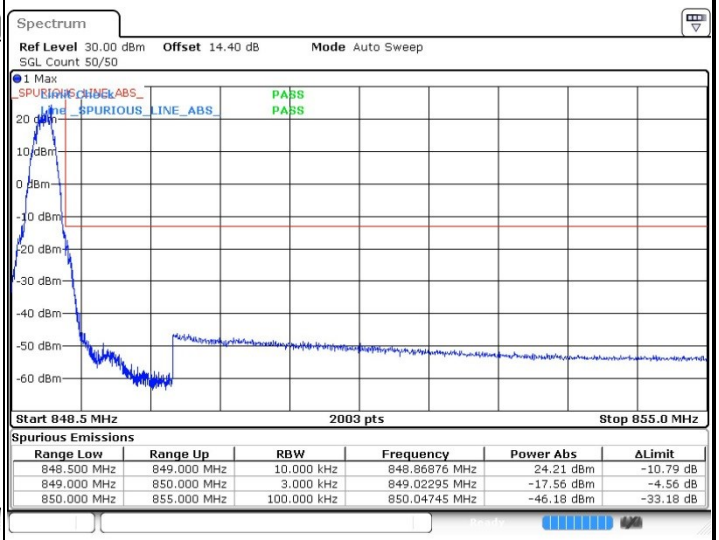

Spurious Emissions

Range Low	Range Up	RBW	Frequency	Power Abs	ΔLimit
848.500 MHz	849.000 MHz	10.000 kHz	848.86876 MHz	24.21 dBm	-10.79 dB
849.000 MHz	850.000 MHz	3.000 kHz	849.02295 MHz	-17.56 dBm	-4.56 dB
850.000 MHz	855.000 MHz	100.000 kHz	850.04745 MHz	-46.18 dBm	-33.18 dB

Date: 26.DEC.2017 20:11:19

GSM850 (EDGE class 8)

Lowest Band Edge

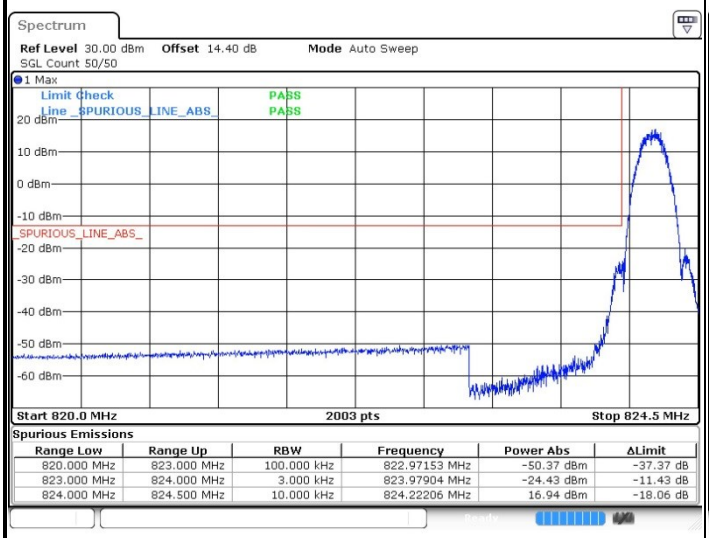

Spurious Emissions

Range Low	Range Up	RBW	Frequency	Power Abs	ΔLimit
820.000 MHz	823.000 MHz	100.000 kHz	822.97153 MHz	-50.37 dBm	-37.37 dB
823.000 MHz	824.000 MHz	3.000 kHz	823.97904 MHz	-24.43 dBm	-11.43 dB
824.000 MHz	824.500 MHz	10.000 kHz	824.22206 MHz	16.94 dBm	-18.06 dB

Date: 26.DEC.2017 20:25:51

Highest Band Edge

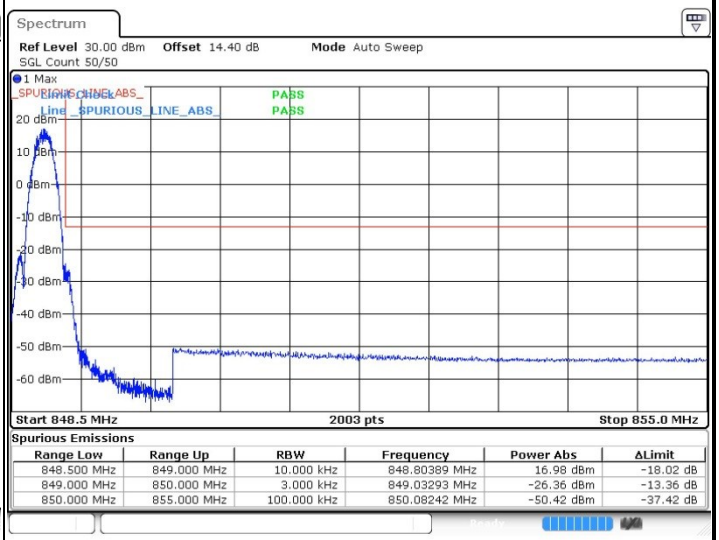

Spurious Emissions

Range Low	Range Up	RBW	Frequency	Power Abs	ΔLimit
848.500 MHz	849.000 MHz	10.000 kHz	848.80389 MHz	16.98 dBm	-18.02 dB
849.000 MHz	850.000 MHz	3.000 kHz	849.03293 MHz	-26.36 dBm	-13.36 dB
850.000 MHz	855.000 MHz	100.000 kHz	850.08242 MHz	-50.42 dBm	-37.42 dB

Date: 26.DEC.2017 20:27:24

GSM1900 (GSM)

Lowest Band Edge

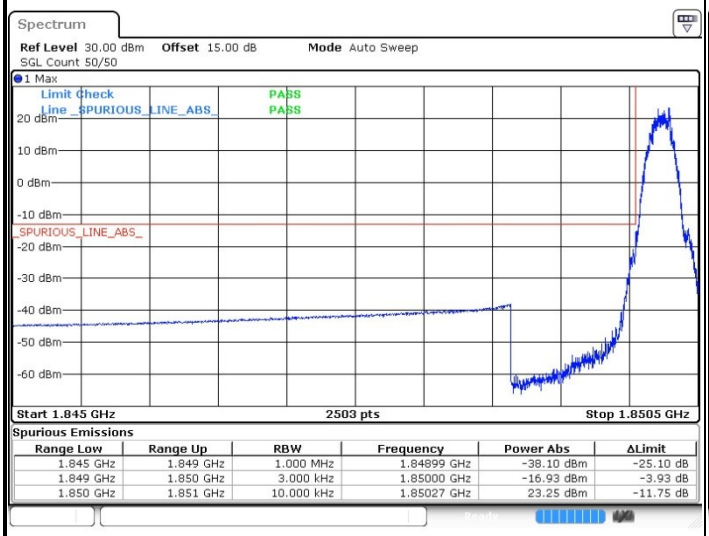

Spurious Emissions

Range Low	Range Up	RBW	Frequency	Power Abs	ΔLimit
1.845 GHz	1.849 GHz	1.000 MHz	1.84899 GHz	-38.10 dBm	-25.10 dB
1.849 GHz	1.850 GHz	3.000 kHz	1.85000 GHz	-16.93 dBm	-3.93 dB
1.850 GHz	1.851 GHz	10.000 kHz	1.85027 GHz	23.25 dBm	-11.75 dB

Date: 26.DEC.2017 20:57:20

Highest Band Edge

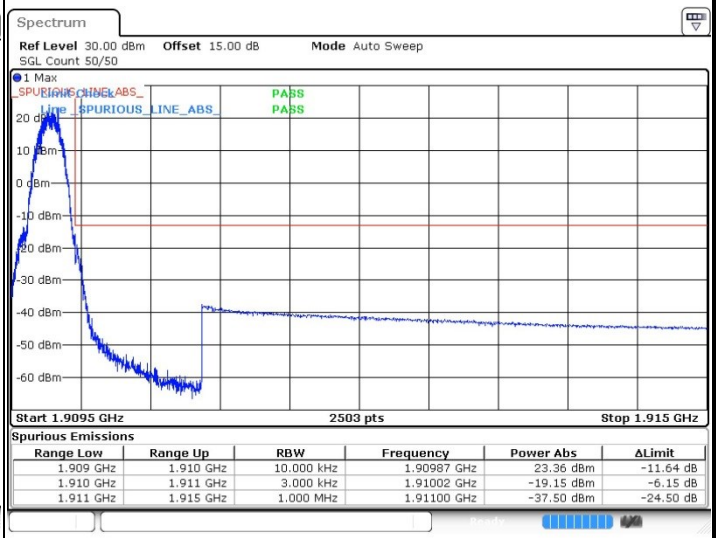

Spurious Emissions

Range Low	Range Up	RBW	Frequency	Power Abs	ΔLimit
1.909 GHz	1.910 GHz	10.000 kHz	1.90987 GHz	23.36 dBm	-11.64 dB
1.910 GHz	1.911 GHz	3.000 kHz	1.91002 GHz	-19.15 dBm	-6.15 dB
1.911 GHz	1.915 GHz	1.000 MHz	1.91100 GHz	-37.50 dBm	-24.50 dB

Date: 26.DEC.2017 20:58:53

GSM1900 (EDGE class 8)

Lowest Band Edge

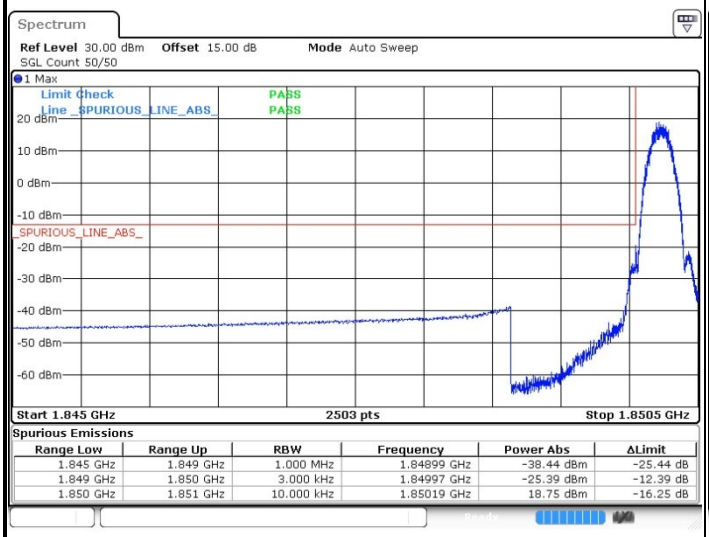

Spurious Emissions

Range Low	Range Up	RBW	Frequency	Power Abs	ΔLimit
1.845 GHz	1.849 GHz	1.000 MHz	1.84899 GHz	-38.44 dBm	-25.44 dB
1.849 GHz	1.850 GHz	3.000 kHz	1.84997 GHz	-25.39 dBm	-12.39 dB
1.850 GHz	1.851 GHz	10.000 kHz	1.85019 GHz	18.75 dBm	-16.25 dB

Date: 26.DEC.2017 21:17:23

Highest Band Edge

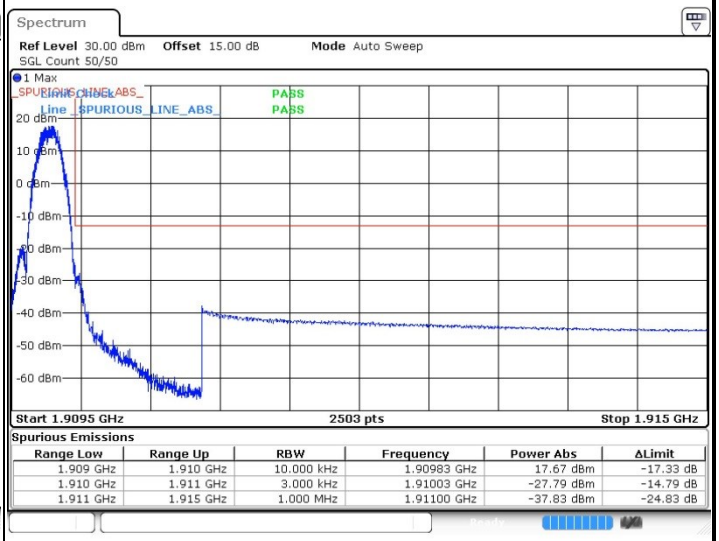

Spurious Emissions

Range Low	Range Up	RBW	Frequency	Power Abs	ΔLimit
1.909 GHz	1.910 GHz	10.000 kHz	1.90983 GHz	17.67 dBm	-17.33 dB
1.910 GHz	1.911 GHz	3.000 kHz	1.91003 GHz	-27.79 dBm	-14.79 dB
1.911 GHz	1.915 GHz	1.000 MHz	1.91100 GHz	-37.83 dBm	-24.83 dB

Date: 26.DEC.2017 21:18:57

WCDMA Band V (RMC 12.2Kbps)

Lowest Band Edge

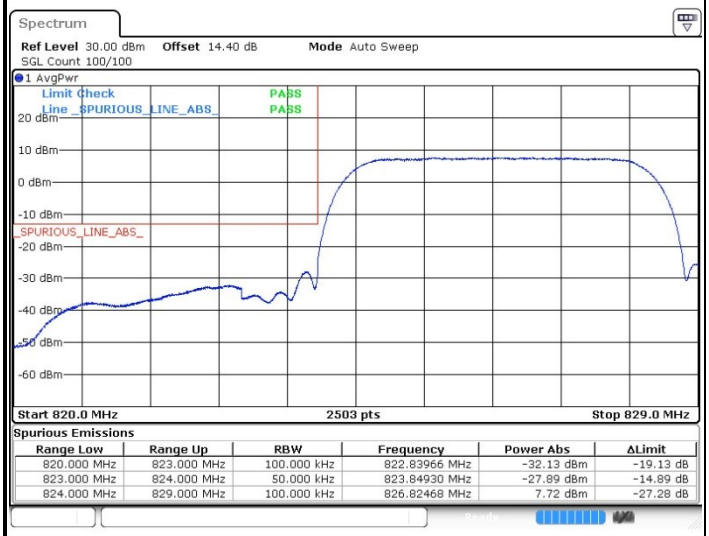

Spurious Emissions

Range Low	Range Up	RBW	Frequency	Power Abs	ΔLimit
820.000 MHz	823.000 MHz	100.000 kHz	822.83966 MHz	-32.13 dBm	-19.13 dB
823.000 MHz	824.000 MHz	50.000 kHz	823.84930 MHz	-27.89 dBm	-14.89 dB
824.000 MHz	829.000 MHz	100.000 kHz	826.82468 MHz	7.72 dBm	-27.28 dB

Date: 26.DEC.2017 21:39:56

Highest Band Edge

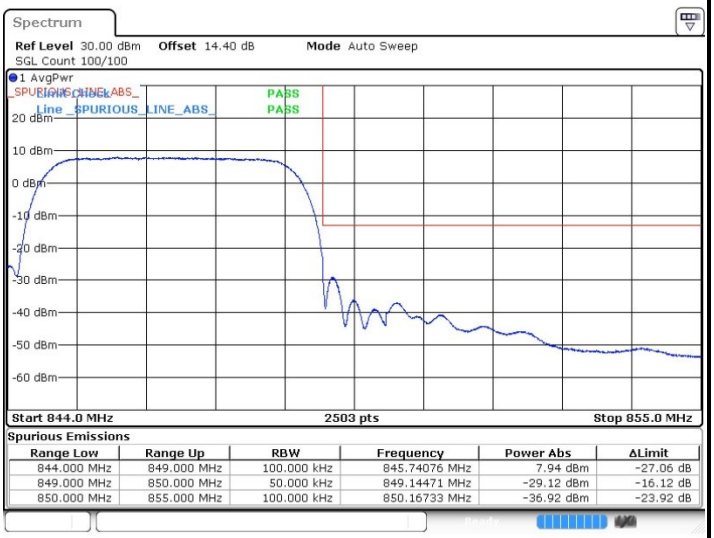

Spurious Emissions

Range Low	Range Up	RBW	Frequency	Power Abs	ΔLimit
844.000 MHz	849.000 MHz	100.000 kHz	845.74076 MHz	7.94 dBm	-27.06 dB
849.000 MHz	850.000 MHz	50.000 kHz	849.14471 MHz	-29.12 dBm	-16.12 dB
850.000 MHz	855.000 MHz	100.000 kHz	850.16733 MHz	-36.92 dBm	-23.92 dB

Date: 26.DEC.2017 21:42:51

WCDMA Band II (RMC 12.2Kbps)

Lowest Band Edge

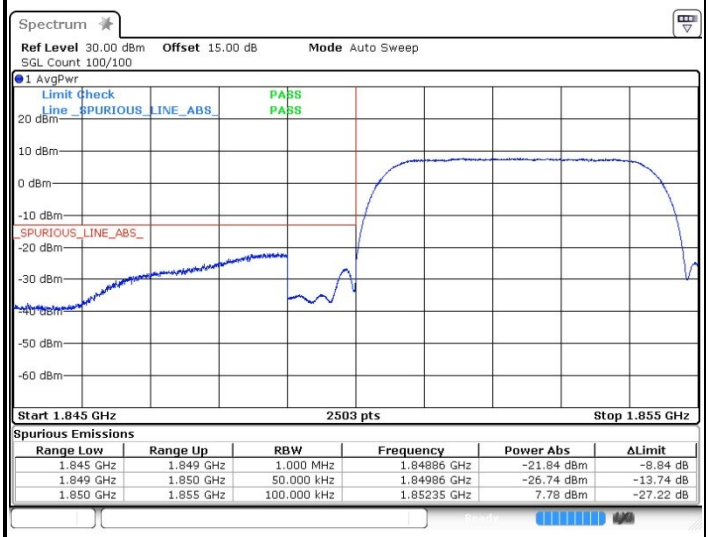

Spurious Emissions

Range Low	Range Up	RBW	Frequency	Power Abs	ΔLimit
1.845 GHz	1.849 GHz	1.000 MHz	1.84886 GHz	-21.84 dBm	-8.84 dB
1.849 GHz	1.850 GHz	50.000 kHz	1.84986 GHz	-26.74 dBm	-13.74 dB
1.850 GHz	1.855 GHz	100.000 kHz	1.85235 GHz	7.78 dBm	-27.22 dB

Date: 26.DEC.2017 21:58:55

Highest Band Edge

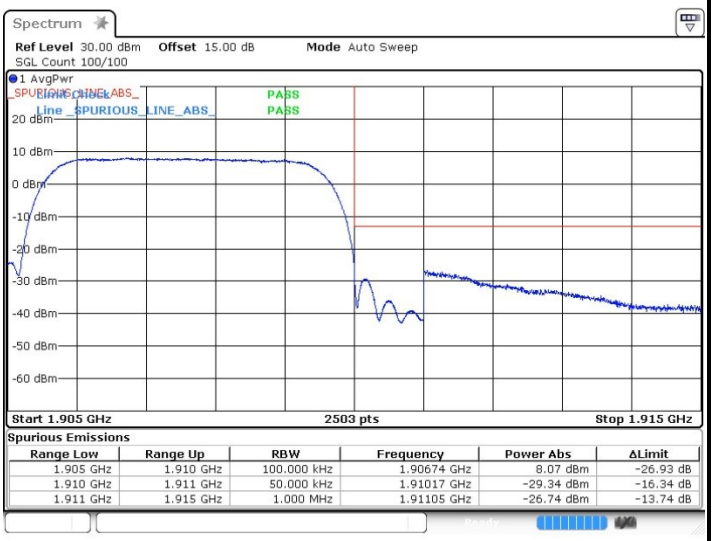

Spurious Emissions

Range Low	Range Up	RBW	Frequency	Power Abs	ΔLimit
1.905 GHz	1.910 GHz	100.000 kHz	1.90674 GHz	8.07 dBm	-26.93 dB
1.910 GHz	1.911 GHz	50.000 kHz	1.91017 GHz	-29.34 dBm	-16.34 dB
1.911 GHz	1.915 GHz	1.000 MHz	1.91105 GHz	-26.74 dBm	-13.74 dB

Date: 26.DEC.2017 22:01:46

WCDMA Band IV (RMC 12.2Kbps)

Lowest Band Edge

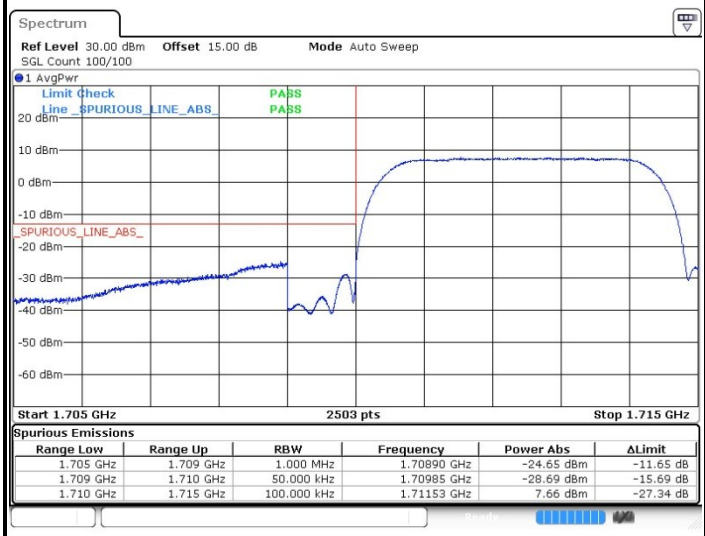

Spurious Emissions

Range Low	Range Up	RBW	Frequency	Power Abs	ΔLimit
1.705 GHz	1.709 GHz	1.000 MHz	1.70890 GHz	-24.65 dBm	-11.65 dB
1.709 GHz	1.710 GHz	50.000 kHz	1.70985 GHz	-28.69 dBm	-15.69 dB
1.710 GHz	1.715 GHz	100.000 kHz	1.71153 GHz	7.66 dBm	-27.34 dB

Date: 26.DEC.2017 22:51:55

Highest Band Edge

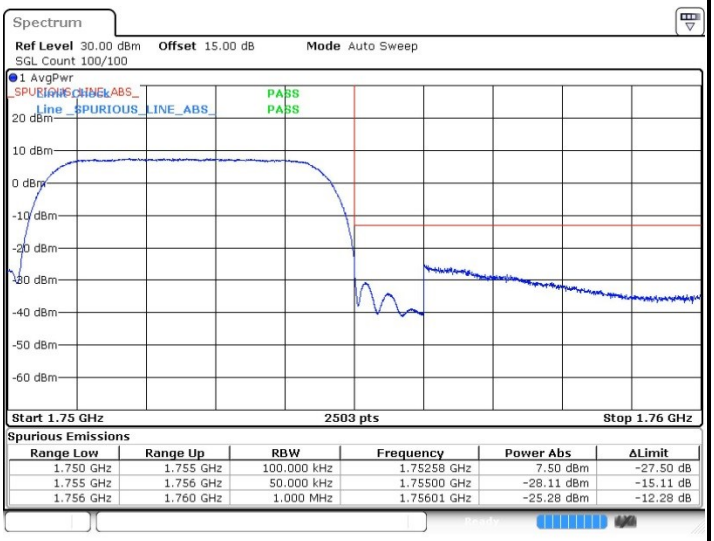

Spurious Emissions

Range Low	Range Up	RBW	Frequency	Power Abs	ΔLimit
1.750 GHz	1.755 GHz	100.000 kHz	1.75258 GHz	7.50 dBm	-27.50 dB
1.755 GHz	1.756 GHz	50.000 kHz	1.75500 GHz	-28.11 dBm	-15.11 dB
1.756 GHz	1.760 GHz	1.000 MHz	1.75601 GHz	-25.28 dBm	-12.28 dB

Date: 26.DEC.2017 22:54:42

Conducted Spurious Emission

GSM850 (GSM)

Lowest Channel

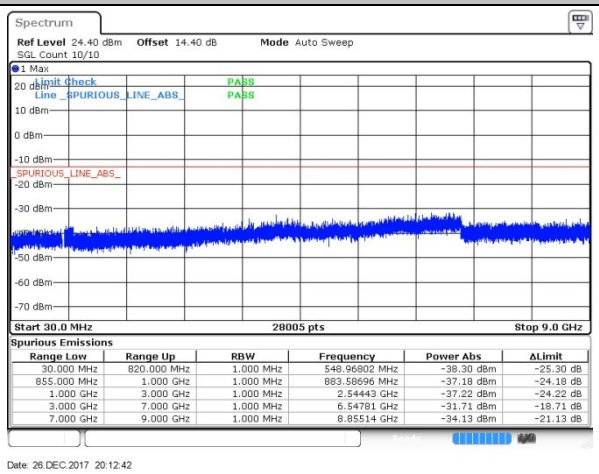

Spurious Emissions

Range Low	Range Up	RBW	Frequency	Power Abs	ΔLimit
30.000 MHz	820.000 MHz	1.000 MHz	548.96802 MHz	-38.30 dBm	-25.30 dB
855.000 MHz	1.000 GHz	1.000 MHz	883.58696 MHz	-37.18 dBm	-24.18 dB
1.000 GHz	3.000 GHz	1.000 MHz	2.54443 GHz	-37.22 dBm	-24.22 dB
3.000 GHz	7.000 GHz	1.000 MHz	6.54781 GHz	-31.71 dBm	-18.71 dB
7.000 GHz	9.000 GHz	1.000 MHz	8.85514 GHz	-34.13 dBm	-21.13 dB

Date: 26.DEC.2017 20:12:42

Middle Channel

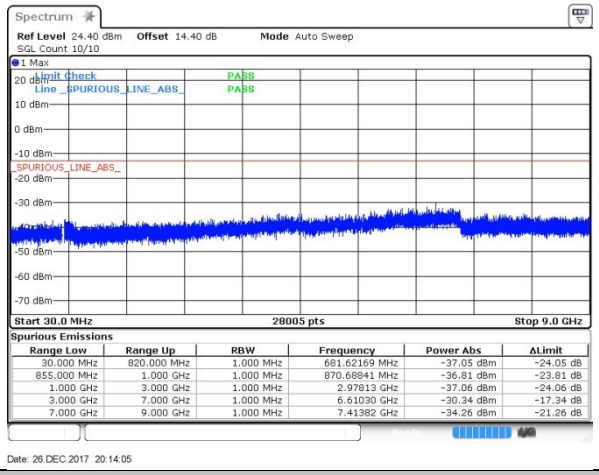

Spurious Emissions

Range Low	Range Up	RBW	Frequency	Power Abs	ΔLimit
30.000 MHz	820.000 MHz	1.000 MHz	681.62169 MHz	-37.05 dBm	-24.05 dB
855.000 MHz	1.000 GHz	1.000 MHz	870.68841 MHz	-36.81 dBm	-23.81 dB
1.000 GHz	3.000 GHz	1.000 MHz	2.97813 GHz	-37.06 dBm	-24.06 dB
3.000 GHz	7.000 GHz	1.000 MHz	6.61030 GHz	-30.34 dBm	-17.34 dB
7.000 GHz	9.000 GHz	1.000 MHz	7.41382 GHz	-34.26 dBm	-21.26 dB

Date: 26.DEC.2017 20:14:05

Highest Channel

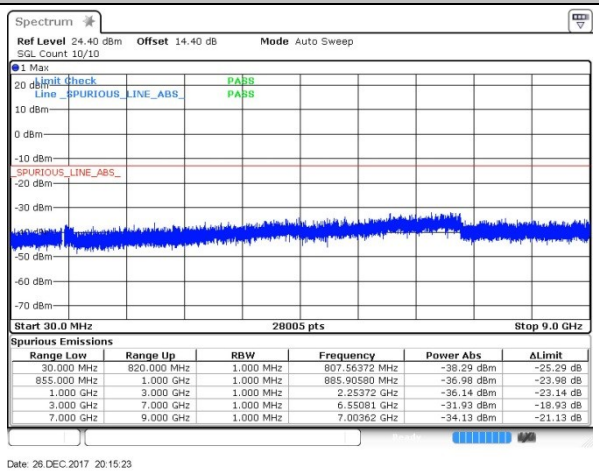

Spurious Emissions

Range Low	Range Up	RBW	Frequency	Power Abs	ΔLimit
30.000 MHz	820.000 MHz	1.000 MHz	807.56372 MHz	-38.29 dBm	-25.29 dB
855.000 MHz	1.000 GHz	1.000 MHz	885.90580 MHz	-36.98 dBm	-23.98 dB
1.000 GHz	3.000 GHz	1.000 MHz	2.25372 GHz	-36.14 dBm	-23.14 dB
3.000 GHz	7.000 GHz	1.000 MHz	6.55081 GHz	-31.93 dBm	-18.93 dB
7.000 GHz	9.000 GHz	1.000 MHz	7.00362 GHz	-34.13 dBm	-21.13 dB

Date: 26.DEC.2017 20:15:23

GSM850 (EDGE class 8)

Lowest Channel

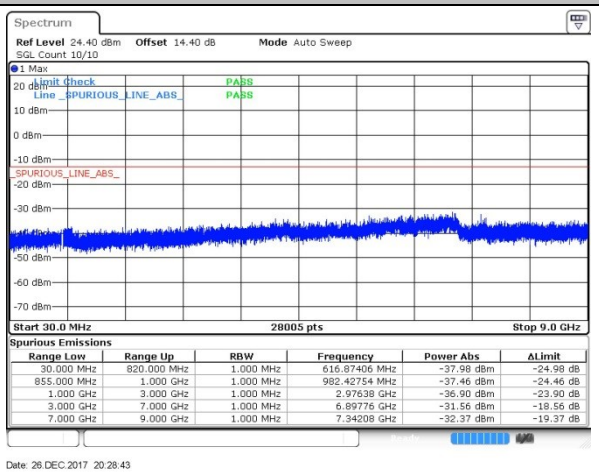

Spurious Emissions

Range Low	Range Up	RBW	Frequency	Power Abs	ΔLimit
30.000 MHz	820.000 MHz	1.000 MHz	616.87406 MHz	-37.98 dBm	-24.98 dB
855.000 MHz	1.000 GHz	1.000 MHz	982.42754 MHz	-37.46 dBm	-24.46 dB
1.000 GHz	3.000 GHz	1.000 MHz	2.97638 GHz	-36.90 dBm	-23.90 dB
3.000 GHz	7.000 GHz	1.000 MHz	6.89776 GHz	-31.56 dBm	-18.56 dB
7.000 GHz	9.000 GHz	1.000 MHz	7.34208 GHz	-32.37 dBm	-19.37 dB

Date: 26.DEC.2017 20:28:43

Middle Channel

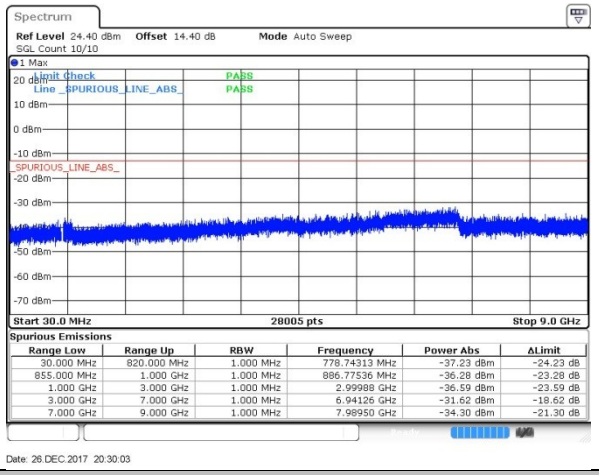

Spurious Emissions

Range Low	Range Up	RBW	Frequency	Power Abs	ΔLimit
30.000 MHz	820.000 MHz	1.000 MHz	778.74313 MHz	-37.23 dBm	-24.23 dB
855.000 MHz	1.000 GHz	1.000 MHz	886.77536 MHz	-36.28 dBm	-23.28 dB
1.000 GHz	3.000 GHz	1.000 MHz	2.99988 GHz	-36.59 dBm	-23.59 dB
3.000 GHz	7.000 GHz	1.000 MHz	6.94126 GHz	-31.62 dBm	-18.62 dB
7.000 GHz	9.000 GHz	1.000 MHz	7.98950 GHz	-34.30 dBm	-21.30 dB

Date: 26.DEC.2017 20:30:03

Highest Channel

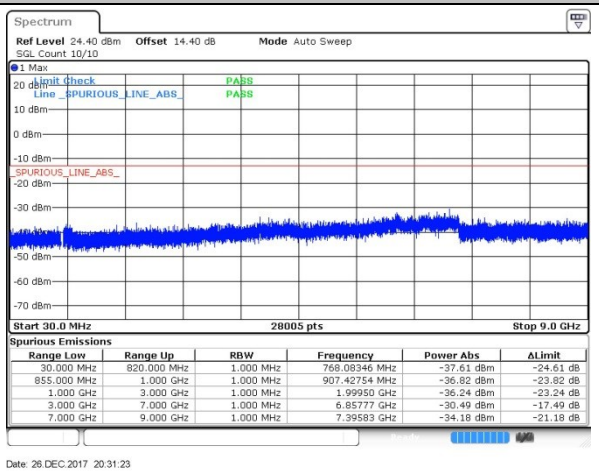

Spurious Emissions

Range Low	Range Up	RBW	Frequency	Power Abs	ΔLimit
30.000 MHz	820.000 MHz	1.000 MHz	768.08346 MHz	-37.61 dBm	-24.61 dB
855.000 MHz	1.000 GHz	1.000 MHz	907.42754 MHz	-36.82 dBm	-23.82 dB
1.000 GHz	3.000 GHz	1.000 MHz	1.99950 GHz	-36.24 dBm	-23.24 dB
3.000 GHz	7.000 GHz	1.000 MHz	6.85777 GHz	-30.49 dBm	-17.49 dB
7.000 GHz	9.000 GHz	1.000 MHz	7.39583 GHz	-34.18 dBm	-21.18 dB

Date: 26.DEC.2017 20:31:23

GSM1900 (GSM)

Lowest Channel

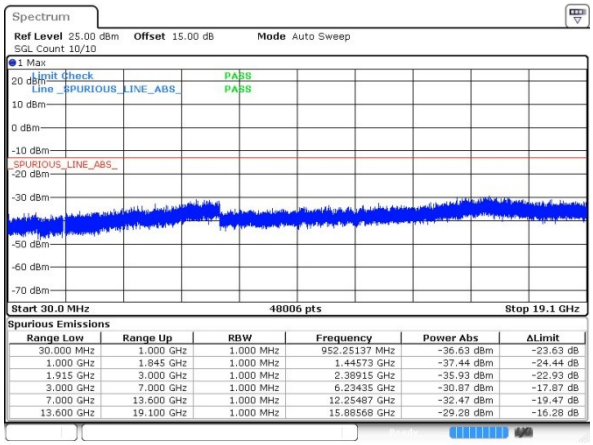

Spurious Emissions

Range Low	Range Up	RBW	Frequency	Power Abs	ΔLimit
30.000 MHz	1.000 GHz	1.000 MHz	952.25137 MHz	-36.63 dBm	-23.63 dB
1.000 GHz	1.845 GHz	1.000 MHz	1.44573 GHz	-37.44 dBm	-24.44 dB
1.915 GHz	3.000 GHz	1.000 MHz	2.38915 GHz	-35.93 dBm	-22.93 dB
3.000 GHz	7.000 GHz	1.000 MHz	6.23435 GHz	-30.87 dBm	-17.87 dB
7.000 GHz	13.600 GHz	1.000 MHz	12.25487 GHz	-32.47 dBm	-19.47 dB
13.600 GHz	19.100 GHz	1.000 MHz	15.88568 GHz	-29.28 dBm	-16.28 dB

Date: 26.DEC.2017 21:00:16

Middle Channel

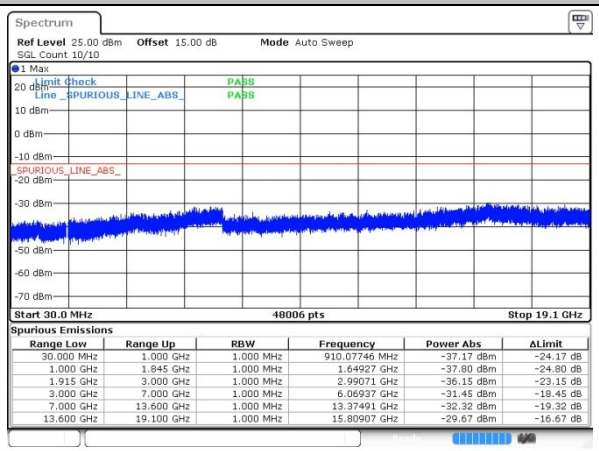

Spurious Emissions

Range Low	Range Up	RBW	Frequency	Power Abs	ΔLimit
30.000 MHz	1.000 GHz	1.000 MHz	910.07746 MHz	-37.17 dBm	-24.17 dB
1.000 GHz	1.845 GHz	1.000 MHz	1.64927 GHz	-37.80 dBm	-24.80 dB
1.915 GHz	3.000 GHz	1.000 MHz	2.99071 GHz	-36.15 dBm	-23.15 dB
3.000 GHz	7.000 GHz	1.000 MHz	6.06937 GHz	-31.45 dBm	-18.45 dB
7.000 GHz	13.600 GHz	1.000 MHz	13.37491 GHz	-32.32 dBm	-19.32 dB
13.600 GHz	19.100 GHz	1.000 MHz	15.80907 GHz	-29.67 dBm	-16.67 dB

Date: 26.DEC.2017 21:01:42

Highest Channel

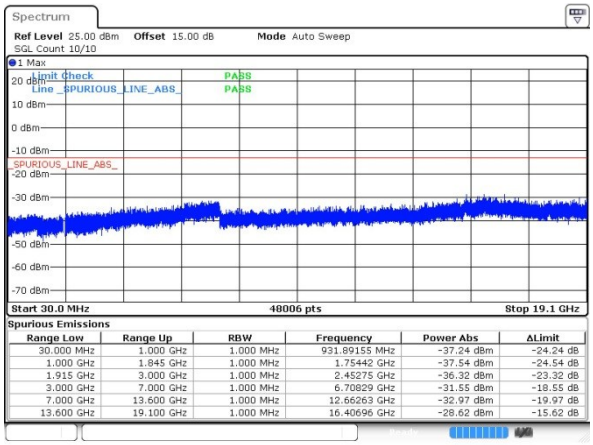

Spurious Emissions

Range Low	Range Up	RBW	Frequency	Power Abs	ΔLimit
30.000 MHz	1.000 GHz	1.000 MHz	931.89155 MHz	-37.24 dBm	-24.24 dB
1.000 GHz	1.845 GHz	1.000 MHz	1.75442 GHz	-37.54 dBm	-24.54 dB
1.915 GHz	3.000 GHz	1.000 MHz	2.45275 GHz	-36.32 dBm	-23.32 dB
3.000 GHz	7.000 GHz	1.000 MHz	6.70829 GHz	-31.55 dBm	-18.55 dB
7.000 GHz	13.600 GHz	1.000 MHz	12.66263 GHz	-32.97 dBm	-19.97 dB
13.600 GHz	19.100 GHz	1.000 MHz	16.40696 GHz	-28.62 dBm	-15.62 dB

Date: 26.DEC.2017 21:03:03

GSM1900 (EDGE class 8)

Lowest Channel

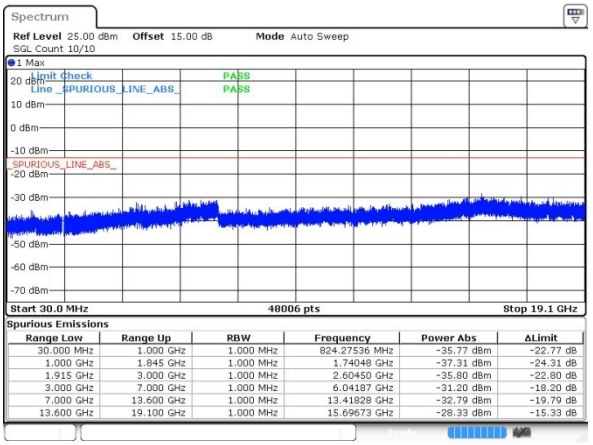

Spurious Emissions

Range Low	Range Up	RBW	Frequency	Power Abs	ΔLimit
30.000 MHz	1.000 GHz	1.000 MHz	824.27536 MHz	-35.77 dBm	-22.77 dB
1.000 GHz	1.845 GHz	1.000 MHz	1.74048 GHz	-37.31 dBm	-24.31 dB
1.915 GHz	3.000 GHz	1.000 MHz	2.60450 GHz	-35.80 dBm	-22.80 dB
3.000 GHz	7.000 GHz	1.000 MHz	6.04187 GHz	-31.20 dBm	-18.20 dB
7.000 GHz	13.600 GHz	1.000 MHz	13.41828 GHz	-32.79 dBm	-19.79 dB
13.600 GHz	19.100 GHz	1.000 MHz	15.69673 GHz	-28.33 dBm	-15.33 dB

Date: 26.DEC.2017 21:20:26

Middle Channel

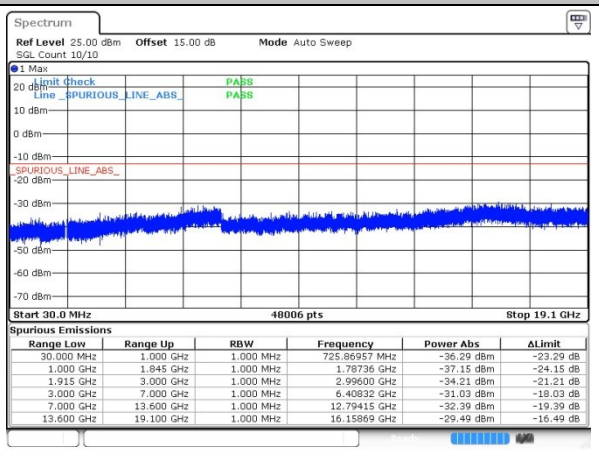

Spurious Emissions

Range Low	Range Up	RBW	Frequency	Power Abs	ΔLimit
30.000 MHz	1.000 GHz	1.000 MHz	725.86957 MHz	-36.29 dBm	-23.29 dB
1.000 GHz	1.845 GHz	1.000 MHz	1.78736 GHz	-37.15 dBm	-24.15 dB
1.915 GHz	3.000 GHz	1.000 MHz	2.99600 GHz	-34.21 dBm	-21.21 dB
3.000 GHz	7.000 GHz	1.000 MHz	6.40832 GHz	-31.03 dBm	-18.03 dB
7.000 GHz	13.600 GHz	1.000 MHz	12.79415 GHz	-32.39 dBm	-19.39 dB
13.600 GHz	19.100 GHz	1.000 MHz	16.15869 GHz	-29.49 dBm	-16.49 dB

Date: 26.DEC.2017 21:21:48

Highest Channel

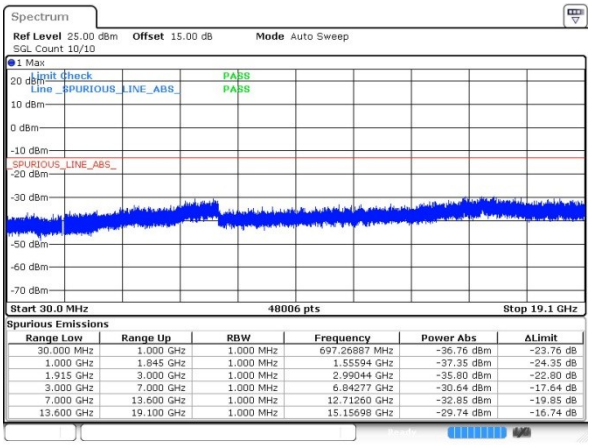

Spurious Emissions

Range Low	Range Up	RBW	Frequency	Power Abs	ΔLimit
30.000 MHz	1.000 GHz	1.000 MHz	697.26887 MHz	-36.76 dBm	-23.76 dB
1.000 GHz	1.845 GHz	1.000 MHz	1.55594 GHz	-37.35 dBm	-24.35 dB
1.915 GHz	3.000 GHz	1.000 MHz	2.99044 GHz	-35.80 dBm	-22.80 dB
3.000 GHz	7.000 GHz	1.000 MHz	6.84277 GHz	-30.64 dBm	-17.64 dB
7.000 GHz	13.600 GHz	1.000 MHz	12.71260 GHz	-32.85 dBm	-19.85 dB
13.600 GHz	19.100 GHz	1.000 MHz	15.15698 GHz	-29.74 dBm	-16.74 dB

Date: 26.DEC.2017 21:23:11

WCDMA Band V (RMC 12.2Kbps)

Lowest Channel

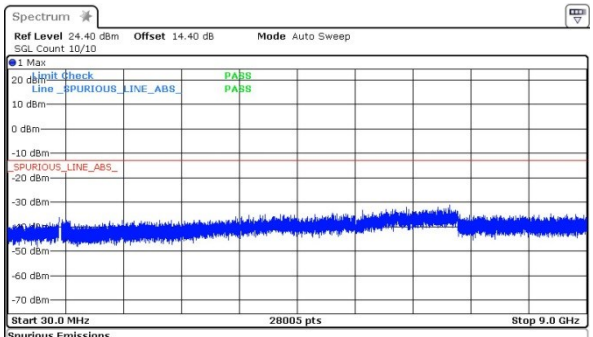

Spurious Emissions

Range Low	Range Up	RBW	Frequency	Power Abs	ΔLimit
30.000 MHz	820.000 MHz	1.000 MHz	819.80260 MHz	-36.06 dBm	-23.06 dB
855.000 MHz	1.000 GHz	1.000 MHz	870.83333 MHz	-37.24 dBm	-24.24 dB
1.000 GHz	3.000 GHz	1.000 MHz	2.91564 GHz	-37.25 dBm	-24.25 dB
3.000 GHz	7.000 GHz	1.000 MHz	6.87927 GHz	-31.27 dBm	-18.27 dB
7.000 GHz	9.000 GHz	1.000 MHz	8.43970 GHz	-34.81 dBm	-21.81 dB

Date: 26.DEC.2017 21:44:19

Middle Channel

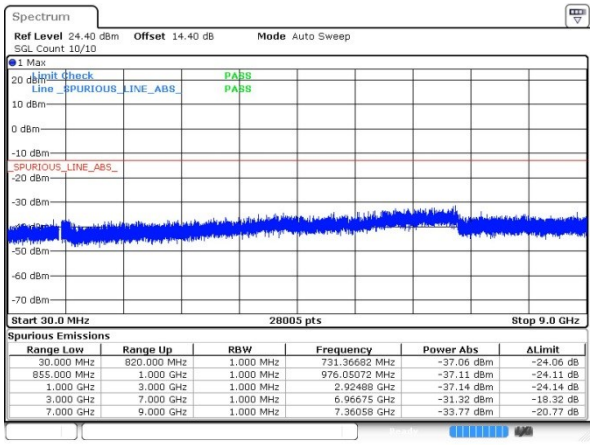

Spurious Emissions

Range Low	Range Up	RBW	Frequency	Power Abs	ΔLimit
30.000 MHz	820.000 MHz	1.000 MHz	731.36682 MHz	-37.06 dBm	-24.06 dB
855.000 MHz	1.000 GHz	1.000 MHz	976.05072 MHz	-37.11 dBm	-24.11 dB
1.000 GHz	3.000 GHz	1.000 MHz	2.92488 GHz	-37.14 dBm	-24.14 dB
3.000 GHz	7.000 GHz	1.000 MHz	6.96675 GHz	-31.32 dBm	-18.32 dB
7.000 GHz	9.000 GHz	1.000 MHz	7.36058 GHz	-33.77 dBm	-20.77 dB

Date: 26.DEC.2017 21:45:44

Highest Channel

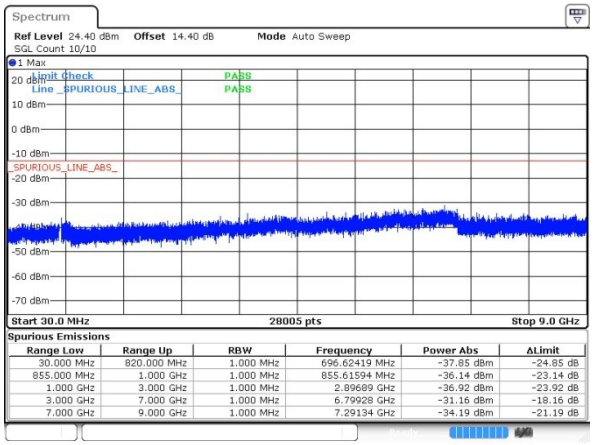

Spurious Emissions

Range Low	Range Up	RBW	Frequency	Power Abs	ΔLimit
30.000 MHz	820.000 MHz	1.000 MHz	696.62419 MHz	-37.85 dBm	-24.85 dB
855.000 MHz	1.000 GHz	1.000 MHz	855.61594 MHz	-36.14 dBm	-23.14 dB
1.000 GHz	3.000 GHz	1.000 MHz	2.89689 GHz	-36.92 dBm	-23.92 dB
3.000 GHz	7.000 GHz	1.000 MHz	6.79928 GHz	-31.16 dBm	-18.16 dB
7.000 GHz	9.000 GHz	1.000 MHz	7.29134 GHz	-34.19 dBm	-21.19 dB

Date: 26.DEC.2017 21:47:06

WCDMA Band II (RMC 12.2Kbps)

Lowest Channel

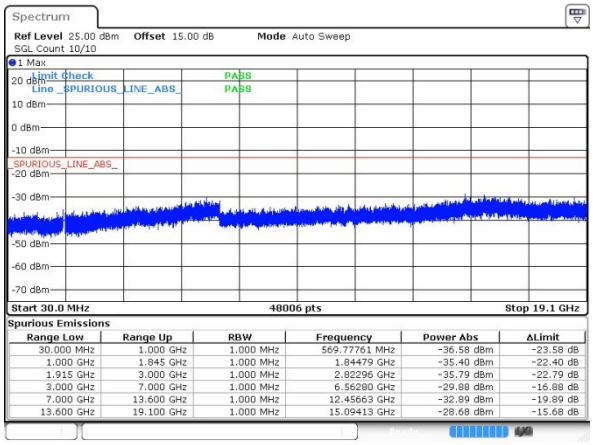

Spurious Emissions

Range Low	Range Up	RBW	Frequency	Power Abs	ΔLimit
30.000 MHz	1.000 GHz	1.000 MHz	569.77761 MHz	-36.58 dBm	-23.58 dB
1.000 GHz	1.845 GHz	1.000 MHz	1.84479 GHz	-35.40 dBm	-22.40 dB
1.915 GHz	3.000 GHz	1.000 MHz	2.82296 GHz	-35.79 dBm	-22.79 dB
3.000 GHz	7.000 GHz	1.000 MHz	6.56280 GHz	-29.88 dBm	-16.88 dB
7.000 GHz	13.600 GHz	1.000 MHz	12.45663 GHz	-32.89 dBm	-19.89 dB
13.600 GHz	19.100 GHz	1.000 MHz	15.09413 GHz	-28.68 dBm	-15.68 dB

Date: 26.DEC.2017 22:03:17

Middle Channel

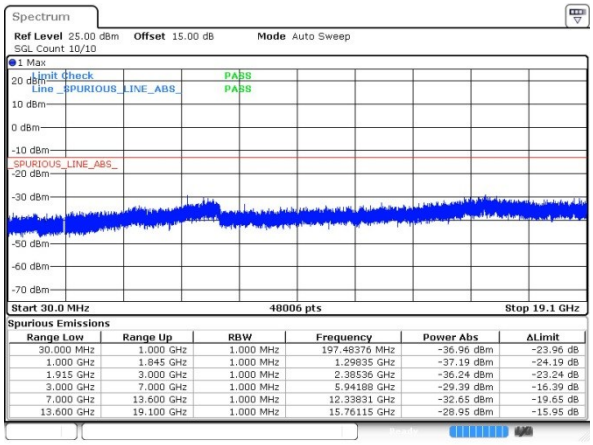

Spurious Emissions

Range Low	Range Up	RBW	Frequency	Power Abs	ΔLimit
30.000 MHz	1.000 GHz	1.000 MHz	197.48376 MHz	-36.96 dBm	-23.96 dB
1.000 GHz	1.845 GHz	1.000 MHz	1.29835 GHz	-37.19 dBm	-24.19 dB
1.915 GHz	3.000 GHz	1.000 MHz	2.38536 GHz	-36.24 dBm	-23.24 dB
3.000 GHz	7.000 GHz	1.000 MHz	5.94188 GHz	-29.39 dBm	-16.39 dB
7.000 GHz	13.600 GHz	1.000 MHz	12.33831 GHz	-32.65 dBm	-19.65 dB
13.600 GHz	19.100 GHz	1.000 MHz	15.76115 GHz	-28.95 dBm	-15.95 dB

Date: 26.DEC.2017 22:05:06

Highest Channel

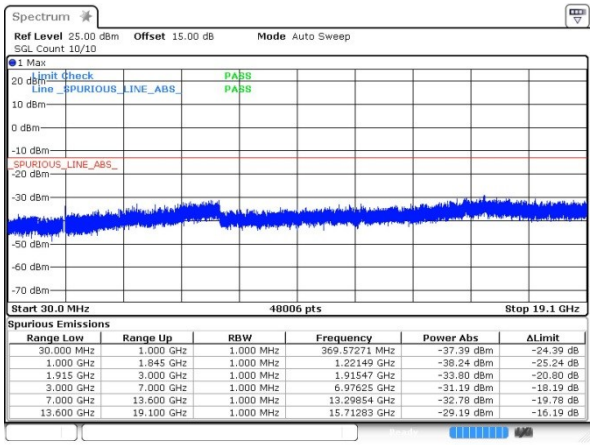

Spurious Emissions

Range Low	Range Up	RBW	Frequency	Power Abs	ΔLimit
30.000 MHz	1.000 GHz	1.000 MHz	369.57271 MHz	-37.39 dBm	-24.39 dB
1.000 GHz	1.845 GHz	1.000 MHz	1.22149 GHz	-38.24 dBm	-25.24 dB
1.915 GHz	3.000 GHz	1.000 MHz	1.91547 GHz	-33.80 dBm	-20.80 dB
3.000 GHz	7.000 GHz	1.000 MHz	6.97625 GHz	-31.19 dBm	-18.19 dB
7.000 GHz	13.600 GHz	1.000 MHz	13.29854 GHz	-32.78 dBm	-19.78 dB
13.600 GHz	19.100 GHz	1.000 MHz	15.71283 GHz	-29.19 dBm	-16.19 dB

Date: 26.DEC.2017 22:06:56

WCDMA Band IV (RMC 12.2Kbps)

Lowest Channel

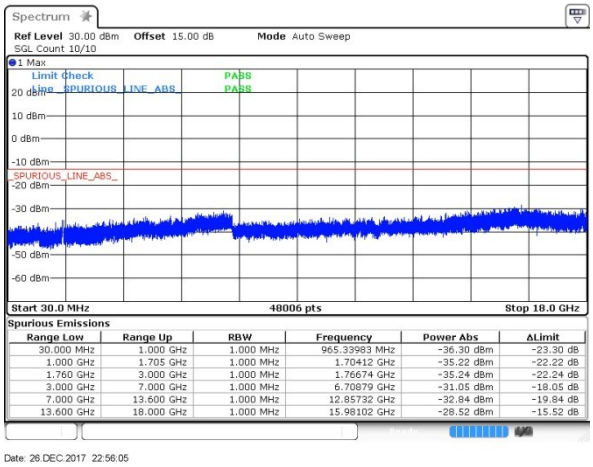

Middle Channel

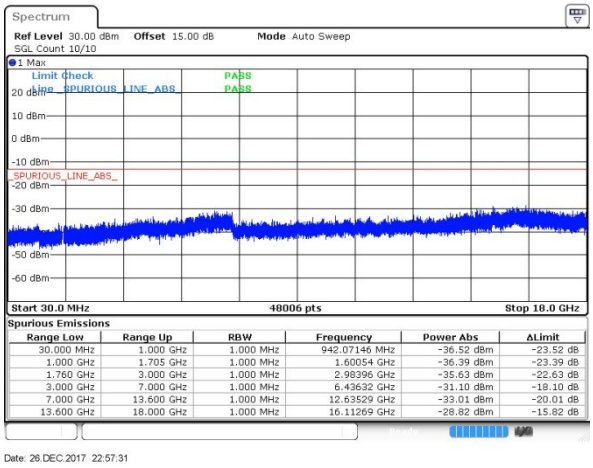

Highest Channel

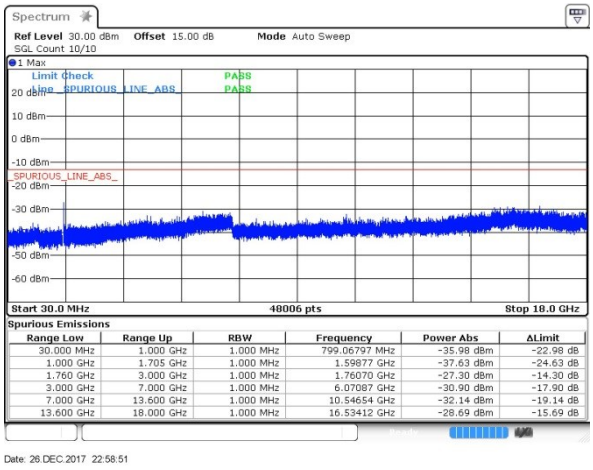

Frequency Stability

Test Conditions	Middle Channel	GSM850 (GSM)	GSM850 (EDGE class 8)	Limit 2.5ppm
Temperature (°C)	Voltage (Volt)	Deviation (ppm)		Result
50	Normal Voltage	0.0048	0.0203	PASS
40	Normal Voltage	0.0012	0.0072	
30	Normal Voltage	0.0060	0.0275	
20(Ref.)	Normal Voltage	0.0000	0.0000	
10	Normal Voltage	0.0036	0.0096	
0	Normal Voltage	0.0060	0.0132	
-10	Normal Voltage	0.0084	0.0227	
-20	Normal Voltage	0.0012	0.0311	
-30	Normal Voltage	0.0024	0.0239	
20	Maximum Voltage	0.0108	0.0143	
20	Normal Voltage	0.0287	0.0167	
20	Battery End Point	0.0191	0.0120	

Note: Normal Voltage =3.8 V. ；Battery End Point (BEP) =3.6V.；Maximum Voltage =4.4V

Test Conditions	Middle Channel	GSM1900 (GSM)	GSM1900 (EDGE class 8)	Limit Note 2.
Temperature (°C)	Voltage (Volt)	Deviation (ppm)		Result
50	Normal Voltage	0.0043	0.0170	PASS
40	Normal Voltage	0.0011	0.0176	
30	Normal Voltage	0.0165	0.0032	
20(Ref.)	Normal Voltage	0.0000	0.0000	
10	Normal Voltage	0.0005	0.0144	
0	Normal Voltage	0.0021	0.0011	
-10	Normal Voltage	0.0128	0.0165	
-20	Normal Voltage	0.0005	0.0005	
-30	Normal Voltage	0.0138	0.0186	
20	Maximum Voltage	0.0021	0.0043	
20	Normal Voltage	0.0128	0.0117	
20	Battery End Point	0.0176	0.0016	

Note:

1. Normal Voltage =3.8 V. ；Battery End Point (BEP) =3.6V.；Maximum Voltage =4.4V
2. The frequency fundamental emissions stay within the authorized frequency block based on the frequency deviation measured is small.

Test Conditions	Middle Channel	WCDMA Band V (RMC 12.2Kbps)	Limit 2.5ppm
Temperature (°C)	Voltage (Volt)	Deviation (ppm)	Result
50	Normal Voltage	0.0024	PASS
40	Normal Voltage	0.0179	
30	Normal Voltage	0.0191	
20(Ref.)	Normal Voltage	0.0000	
10	Normal Voltage	0.0036	
0	Normal Voltage	0.0215	
-10	Normal Voltage	0.0203	
-20	Normal Voltage	0.0060	
-30	Normal Voltage	0.0167	
20	Maximum Voltage	0.0036	
20	Normal Voltage	0.0048	
20	Battery End Point	0.0012	

Note: Normal Voltage =3.8 V. ；Battery End Point (BEP) =3.6V.；Maximum Voltage =4.4V

Test Conditions	Middle Channel	WCDMA Band II (RMC 12.2Kbps)	Limit Note 2.
Temperature (°C)	Voltage (Volt)	Deviation (ppm)	Result
50	Normal Voltage	0.0005	PASS
40	Normal Voltage	0.0011	
30	Normal Voltage	0.0032	
20(Ref.)	Normal Voltage	0.0000	
10	Normal Voltage	0.0016	
0	Normal Voltage	0.0064	
-10	Normal Voltage	0.0053	
-20	Normal Voltage	0.0090	
-30	Normal Voltage	0.0059	
20	Maximum Voltage	0.0090	
20	Normal Voltage	0.0021	
20	Battery End Point	0.0032	

Note:

1. Normal Voltage =3.8V. ；Battery End Point (BEP) =3.6V.；Maximum Voltage =4.4V
2. The frequency fundamental emissions stay within the authorized frequency block based on the frequency deviation measured is small.

Test Conditions	Middle Channel	WCDMA Band IV (RMC 12.2Kbps)	Limit Note 2.
Temperature (°C)	Voltage (Volt)	Deviation (ppm)	Result
50	Normal Voltage	0.0121	PASS
40	Normal Voltage	0.0133	
30	Normal Voltage	0.0012	
20(Ref.)	Normal Voltage	0.0000	
10	Normal Voltage	0.0087	
0	Normal Voltage	0.0081	
-10	Normal Voltage	0.0040	
-20	Normal Voltage	0.0029	
-30	Normal Voltage	0.0006	
20	Maximum Voltage	0.0069	
20	Normal Voltage	0.0035	
20	Battery End Point	0.0023	

Note:

1. Normal Voltage =3.8V；Battery End Point (BEP) =3.6V；Maximum Voltage =4.4V
2. The frequency fundamental emissions stay within the authorized frequency block based on the frequency deviation measured is small.

Appendix B. Test Results of Radiated Test

Radiated Spurious Emission

GSM 850 (GSM)									
Channel	Frequency (MHz)	ERP (dBm)	Limit (dBm)	Over Limit (dB)	SPA Reading (dBm)	S.G. Power (dBm)	TX Cable loss (dB)	TX Antenna Gain (dBi)	Polarization (H/V)
Middle	1672	-39.84	-13	-26.84	-49.11	-45.31	1.24	8.85	H
	2512	-35.74	-13	-22.74	-48.28	-42.66	1.44	10.51	H
	3344	-59.11	-13	-46.11	-73.74	-67.15	1.74	11.93	H
	4182	-59.96	-13	-46.96	-75.33	-67.84	2.07	12.10	H
	1672	-37.45	-13	-24.45	-46.03	-42.92	1.24	8.85	V
	2512	-33.68	-13	-20.68	-45.91	-40.60	1.44	10.51	V
	3344	-60.43	-13	-47.43	-74.87	-68.47	1.74	11.93	V
	4182	-61.88	-13	-48.88	-77.21	-69.76	2.07	12.10	V

Remark: Spurious emissions within 30-1000MHz were found more than 20dB below limit line.

EDGE 850 (GSM)									
Channel	Frequency (MHz)	ERP (dBm)	Limit (dBm)	Over Limit (dB)	SPA Reading (dBm)	S.G. Power (dBm)	TX Cable loss (dB)	TX Antenna Gain (dBi)	Polarization (H/V)
Middle	1672	-52.71	-13	-39.71	-61.98	-58.18	1.24	8.85	H
	2512	-55.49	-13	-42.49	-68.03	-62.41	1.44	10.51	H
	3344	-61.08	-13	-48.08	-75.71	-69.12	1.74	11.93	H
	1672	-48.80	-13	-35.80	-57.38	-54.27	1.24	8.85	V
	2512	-54.85	-13	-41.85	-67.08	-61.77	1.44	10.51	V
	3344	-61.19	-13	-48.19	-75.63	-69.23	1.74	11.93	V

Remark: Spurious emissions within 30-1000MHz were found more than 20dB below limit line.

GSM 1900 (GSM)									
Channel	Frequency (MHz)	EIRP (dBm)	Limit (dBm)	Over Limit (dB)	SPA Reading (dBm)	S.G. Power (dBm)	TX Cable loss (dB)	TX Antenna Gain (dBi)	Polarization (H/V)
Middle	3763	-41.59	-13	-28.59	-57.23	-51.83	2.01	12.24	H
	5639	-50.95	-13	-37.95	-69.08	-61.22	2.12	12.39	H
	7522	-52.95	-13	-39.95	-73.56	-60.91	2.11	10.08	H
	3763	-44.01	-13	-31.01	-59.13	-54.25	2.01	12.24	V
	5639	-43.45	-13	-30.45	-61.55	-53.72	2.12	12.39	V
	7522	-50.38	-13	-37.38	-71.17	-58.34	2.11	10.08	V

Remark: Spurious emissions within 30-1000MHz were found more than 20dB below limit line.

EDGE1900 (GSM)									
Channel	Frequency (MHz)	EIRP (dBm)	Limit (dBm)	Over Limit (dB)	SPA Reading (dBm)	S.G. Power (dBm)	TX Cable loss (dB)	TX Antenna Gain (dBi)	Polarization (H/V)
Middle	3760	-59.01	-13	-46.01	-74.62	-69.25	2.01	12.24	H
	5640	-58.86	-13	-45.86	-76.99	-69.13	2.12	12.40	H
	7522	-54.93	-13	-41.93	-75.54	-62.89	2.11	10.08	H
	3760	-59.92	-13	-46.92	-75.04	-70.16	2.01	12.24	V
	5640	-55.18	-13	-42.18	-73.28	-65.45	2.12	12.40	V
	7522	-55.04	-13	-42.04	-75.83	-63.00	2.11	10.08	V

Remark: Spurious emissions within 30-1000MHz were found more than 20dB below limit line.

WCDMA Band II (RMC 12.2Kbps)									
Channel	Frequency (MHz)	EIRP (dBm)	Limit (dBm)	Over Limit (dB)	SPA Reading (dBm)	S.G. Power (dBm)	TX Cable loss (dB)	TX Antenna Gain (dBi)	Polarization (H/V)
Middle	3760	-51.70	-13	-38.70	-67.34	-61.94	2.01	12.24	H
	5640	-59.12	-13	-46.12	-77.25	-69.39	2.12	12.40	H
	7520	-54.84	-13	-41.84	-75.45	-62.80	2.11	10.07	H
	3760	-53.20	-13	-40.20	-68.32	-63.44	2.01	12.24	V
	5640	-58.98	-13	-45.98	-77.08	-69.25	2.12	12.40	V
	7520	-54.44	-13	-41.44	-75.23	-62.40	2.11	10.07	V

Remark: Spurious emissions within 30-1000MHz were found more than 20dB below limit line.

WCDMA Band IV(RMC 12.2Kbps)									
Channel	Frequency (MHz)	EIRP (dBm)	Limit (dBm)	Over Limit (dB)	SPA Reading (dBm)	S.G. Power (dBm)	TX Cable loss (dB)	TX Antenna Gain (dBi)	Polarization (H/V)
Middle	3462	-58.80	-13	-45.80	-74.41	-69.25	1.84	12.29	H
	5198	-60.13	-13	-47.13	-77.64	-69.99	2.28	12.14	H
	8670	-50.60	-13	-37.60	-74.86	-60.93	2.20	12.53	H
	3462	-57.02	-13	-44.02	-72.37	-67.47	1.84	12.29	V
	5198	-59.85	-13	-46.85	-77.6	-69.71	2.28	12.14	V
	8670	-52.17	-13	-39.17	-75.81	-62.50	2.20	12.53	V

Remark: Spurious emissions within 30-1000MHz were found more than 20dB below limit line.

WCDMA Band V (RMC 12.2Kbps)									
Channel	Frequency (MHz)	ERP (dBm)	Limit (dBm)	Over Limit (dB)	SPA Reading (dBm)	S.G. Power (dBm)	TX Cable loss (dB)	TX Antenna Gain (dBi)	Polarization (H/V)
Middle	1672	-61.17	-13	-48.17	-70.44	-66.64	1.24	8.85	H
	2509	-61.67	-13	-48.67	-74.21	-68.59	1.44	10.51	H
	3345	-60.54	-13	-47.54	-75.17	-68.58	1.74	11.94	H
	1672	-58.45	-13	-45.45	-67.03	-63.92	1.24	8.85	V
	2509	-62.11	-13	-49.11	-74.34	-69.03	1.44	10.51	V
	3345	-60.83	-13	-47.83	-75.27	-68.87	1.74	11.94	V

Remark: Spurious emissions within 30-1000MHz were found more than 20dB below limit line.