LTE Band 41 / 15MHz+15MHz

Lowest Channel / Q

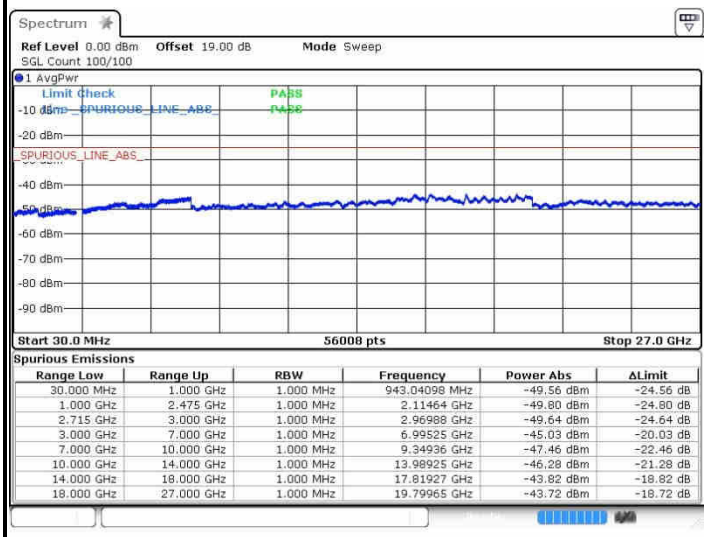

Spurious Emissions

Range Low	Range Up	RBW	Frequency	Power Abs	ΔLimit
30.000 MHz	1.000 GHz	1.000 MHz	943.04098 MHz	-49.56 dBm	-24.56 dB
1.000 GHz	2.475 GHz	1.000 MHz	2.11464 GHz	-49.80 dBm	-24.80 dB
2.715 GHz	3.000 GHz	1.000 MHz	2.96988 GHz	-49.64 dBm	-24.64 dB
3.000 GHz	7.000 GHz	1.000 MHz	6.99525 GHz	-45.03 dBm	-20.03 dB
7.000 GHz	10.000 GHz	1.000 MHz	9.34936 GHz	-47.46 dBm	-22.46 dB
10.000 GHz	14.000 GHz	1.000 MHz	13.98925 GHz	-46.28 dBm	-21.28 dB
14.000 GHz	18.000 GHz	1.000 MHz	17.81927 GHz	-43.82 dBm	-18.82 dB
18.000 GHz	27.000 GHz	1.000 MHz	19.79965 GHz	-43.72 dBm	-18.72 dB

Date: 3.JAN.2018 20:29:15

Lowest Channel / 16QAM

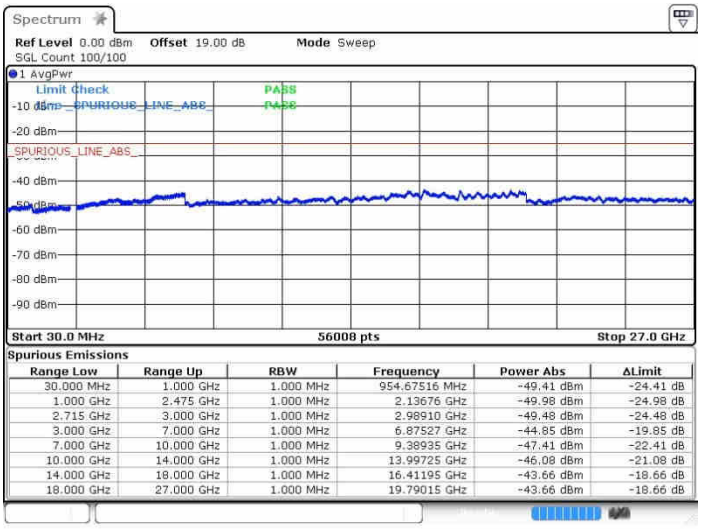

Spurious Emissions

Range Low	Range Up	RBW	Frequency	Power Abs	ΔLimit
30.000 MHz	1.000 GHz	1.000 MHz	954.67516 MHz	-49.41 dBm	-24.41 dB
1.000 GHz	2.475 GHz	1.000 MHz	2.13676 GHz	-49.98 dBm	-24.98 dB
2.715 GHz	3.000 GHz	1.000 MHz	2.98910 GHz	-49.48 dBm	-24.48 dB
3.000 GHz	7.000 GHz	1.000 MHz	6.87527 GHz	-44.85 dBm	-19.85 dB
7.000 GHz	10.000 GHz	1.000 MHz	9.38935 GHz	-47.41 dBm	-22.41 dB
10.000 GHz	14.000 GHz	1.000 MHz	13.99725 GHz	-46.08 dBm	-21.08 dB
14.000 GHz	18.000 GHz	1.000 MHz	16.41195 GHz	-43.66 dBm	-18.66 dB
18.000 GHz	27.000 GHz	1.000 MHz	19.79015 GHz	-43.66 dBm	-18.66 dB

Date: 3.JAN.2018 20:30:30

Lowest Channel / 64QAM

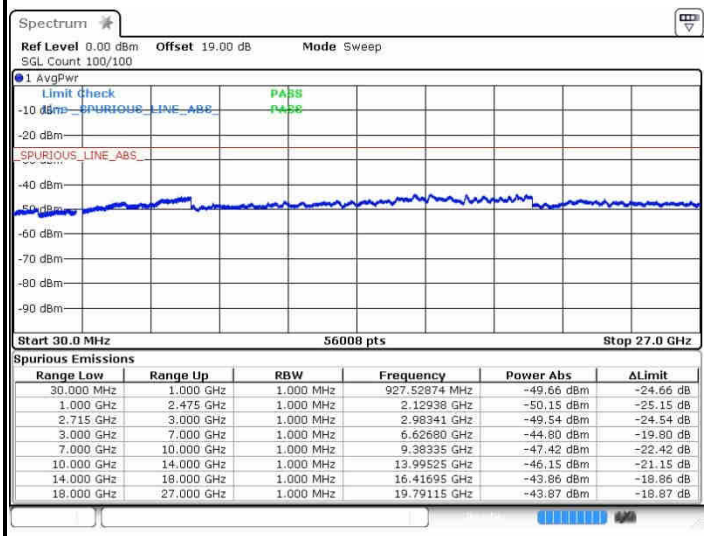

Spurious Emissions

Range Low	Range Up	RBW	Frequency	Power Abs	ΔLimit
30.000 MHz	1.000 GHz	1.000 MHz	927.52874 MHz	-49.66 dBm	-24.66 dB
1.000 GHz	2.475 GHz	1.000 MHz	2.12938 GHz	-50.15 dBm	-25.15 dB
2.715 GHz	3.000 GHz	1.000 MHz	2.98341 GHz	-49.54 dBm	-24.54 dB
3.000 GHz	7.000 GHz	1.000 MHz	6.62680 GHz	-44.80 dBm	-19.80 dB
7.000 GHz	10.000 GHz	1.000 MHz	9.38335 GHz	-47.42 dBm	-22.42 dB
10.000 GHz	14.000 GHz	1.000 MHz	13.99525 GHz	-46.15 dBm	-21.15 dB
14.000 GHz	18.000 GHz	1.000 MHz	16.41695 GHz	-43.86 dBm	-18.86 dB
18.000 GHz	27.000 GHz	1.000 MHz	19.79115 GHz	-43.87 dBm	-18.87 dB

Date: 3.JAN.2018 20:31:33

LTE Band 41 / 15MHz+15MHz

Middle Channel / Q

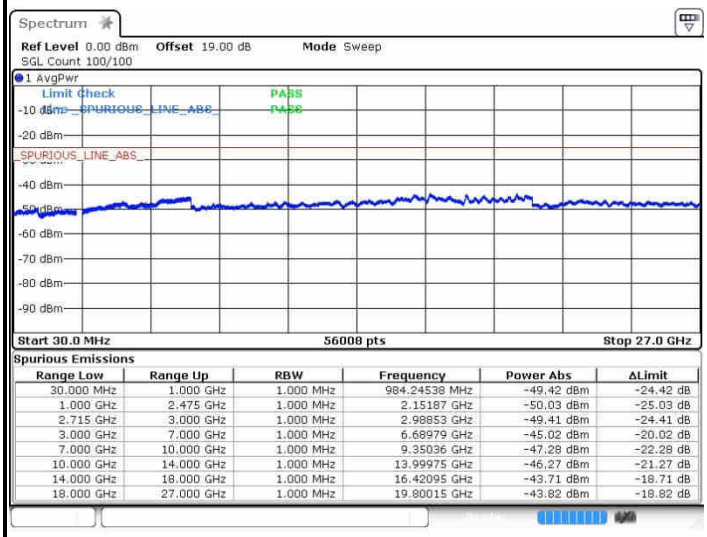

Spurious Emissions

Range Low	Range Up	RBW	Frequency	Power Abs	ΔLimit
30.000 MHz	1.000 GHz	1.000 MHz	984.24538 MHz	-49.42 dBm	-24.42 dB
1.000 GHz	2.475 GHz	1.000 MHz	2.15187 GHz	-50.03 dBm	-25.03 dB
2.715 GHz	3.000 GHz	1.000 MHz	2.98853 GHz	-49.41 dBm	-24.41 dB
3.000 GHz	7.000 GHz	1.000 MHz	6.68979 GHz	-45.02 dBm	-20.02 dB
7.000 GHz	10.000 GHz	1.000 MHz	9.35036 GHz	-47.28 dBm	-22.28 dB
10.000 GHz	14.000 GHz	1.000 MHz	13.99975 GHz	-46.27 dBm	-21.27 dB
14.000 GHz	18.000 GHz	1.000 MHz	16.42095 GHz	-43.71 dBm	-18.71 dB
18.000 GHz	27.000 GHz	1.000 MHz	19.80015 GHz	-43.82 dBm	-18.82 dB

Date: 3.JAN.2018 20:46:15

Middle Channel / 16QAM

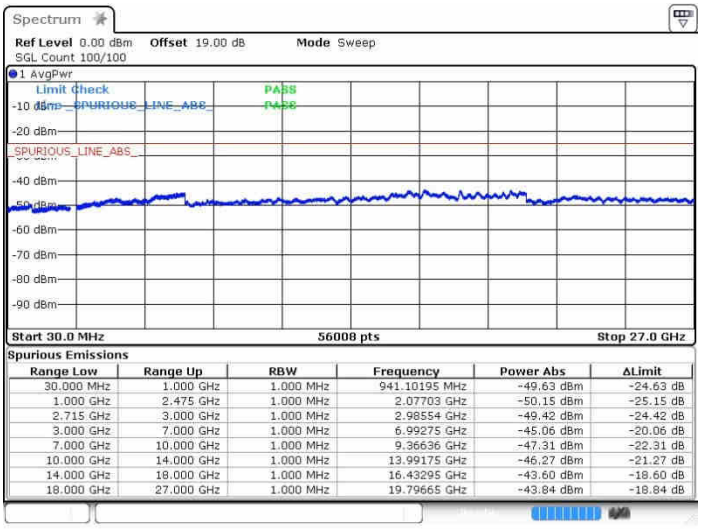

Spurious Emissions

Range Low	Range Up	RBW	Frequency	Power Abs	ΔLimit
30.000 MHz	1.000 GHz	1.000 MHz	941.10195 MHz	-49.63 dBm	-24.63 dB
1.000 GHz	2.475 GHz	1.000 MHz	2.07703 GHz	-50.15 dBm	-25.15 dB
2.715 GHz	3.000 GHz	1.000 MHz	2.98554 GHz	-49.42 dBm	-24.42 dB
3.000 GHz	7.000 GHz	1.000 MHz	6.99275 GHz	-45.06 dBm	-20.06 dB
7.000 GHz	10.000 GHz	1.000 MHz	9.36636 GHz	-47.31 dBm	-22.31 dB
10.000 GHz	14.000 GHz	1.000 MHz	13.99175 GHz	-46.27 dBm	-21.27 dB
14.000 GHz	18.000 GHz	1.000 MHz	16.43295 GHz	-43.60 dBm	-18.60 dB
18.000 GHz	27.000 GHz	1.000 MHz	19.79665 GHz	-43.84 dBm	-18.84 dB

Date: 3.JAN.2018 20:45:21

Middle Channel / 64QAM

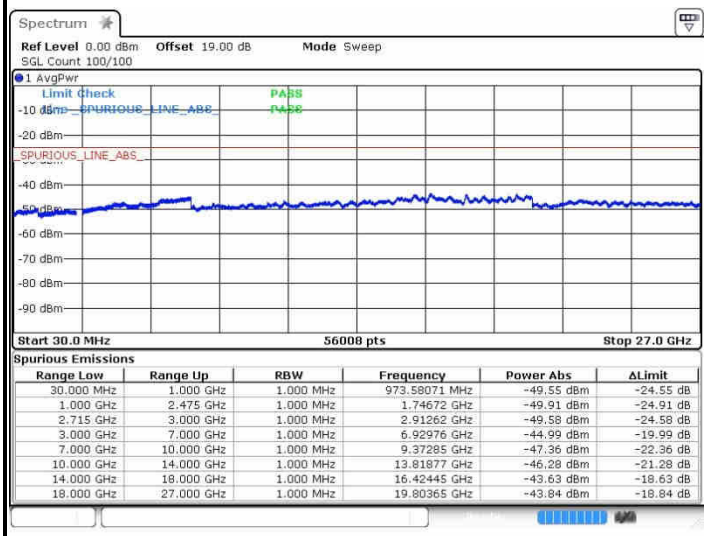

Spurious Emissions

Range Low	Range Up	RBW	Frequency	Power Abs	ΔLimit
30.000 MHz	1.000 GHz	1.000 MHz	973.58071 MHz	-49.55 dBm	-24.55 dB
1.000 GHz	2.475 GHz	1.000 MHz	1.74672 GHz	-49.91 dBm	-24.91 dB
2.715 GHz	3.000 GHz	1.000 MHz	2.91262 GHz	-49.58 dBm	-24.58 dB
3.000 GHz	7.000 GHz	1.000 MHz	6.92976 GHz	-44.99 dBm	-19.99 dB
7.000 GHz	10.000 GHz	1.000 MHz	9.37285 GHz	-47.36 dBm	-22.36 dB
10.000 GHz	14.000 GHz	1.000 MHz	13.81877 GHz	-46.28 dBm	-21.28 dB
14.000 GHz	18.000 GHz	1.000 MHz	16.42445 GHz	-43.63 dBm	-18.63 dB
18.000 GHz	27.000 GHz	1.000 MHz	19.80365 GHz	-43.84 dBm	-18.84 dB

Date: 3.JAN.2018 20:44:09

LTE Band 41 / 15MHz+15MHz

Highest Channel / Q

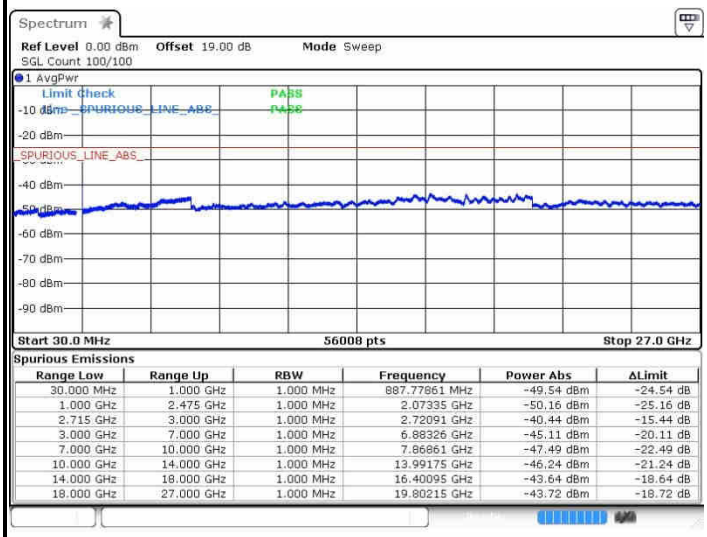

Spurious Emissions

Range Low	Range Up	RBW	Frequency	Power Abs	ΔLimit
30.000 MHz	1.000 GHz	1.000 MHz	887.77861 MHz	-49.54 dBm	-24.54 dB
1.000 GHz	2.475 GHz	1.000 MHz	2.07335 GHz	-50.16 dBm	-25.16 dB
2.715 GHz	3.000 GHz	1.000 MHz	2.72091 GHz	-40.44 dBm	-15.44 dB
3.000 GHz	7.000 GHz	1.000 MHz	6.88326 GHz	-45.11 dBm	-20.11 dB
7.000 GHz	10.000 GHz	1.000 MHz	7.86861 GHz	-47.49 dBm	-22.49 dB
10.000 GHz	14.000 GHz	1.000 MHz	13.99175 GHz	-46.24 dBm	-21.24 dB
14.000 GHz	18.000 GHz	1.000 MHz	16.40095 GHz	-43.64 dBm	-18.64 dB
18.000 GHz	27.000 GHz	1.000 MHz	19.80215 GHz	-43.72 dBm	-18.72 dB

Date: 3.JAN.2018 20:48:17

Highest Channel / 16QAM

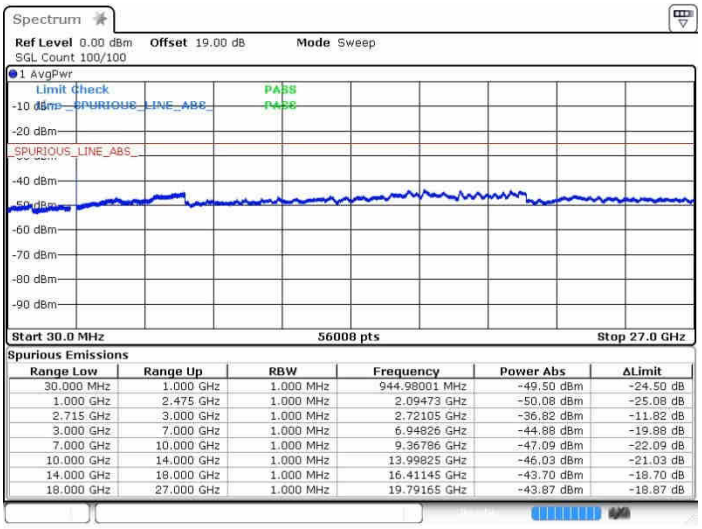

Spurious Emissions

Range Low	Range Up	RBW	Frequency	Power Abs	ΔLimit
30.000 MHz	1.000 GHz	1.000 MHz	944.98001 MHz	-49.50 dBm	-24.50 dB
1.000 GHz	2.475 GHz	1.000 MHz	2.09473 GHz	-50.08 dBm	-25.08 dB
2.715 GHz	3.000 GHz	1.000 MHz	2.72105 GHz	-36.82 dBm	-11.82 dB
3.000 GHz	7.000 GHz	1.000 MHz	6.94826 GHz	-44.88 dBm	-19.88 dB
7.000 GHz	10.000 GHz	1.000 MHz	9.36786 GHz	-47.09 dBm	-22.09 dB
10.000 GHz	14.000 GHz	1.000 MHz	13.99825 GHz	-46.03 dBm	-21.03 dB
14.000 GHz	18.000 GHz	1.000 MHz	16.41145 GHz	-43.70 dBm	-18.70 dB
18.000 GHz	27.000 GHz	1.000 MHz	19.79165 GHz	-43.87 dBm	-18.87 dB

Date: 3.JAN.2018 20:49:17

Highest Channel / 64QAM

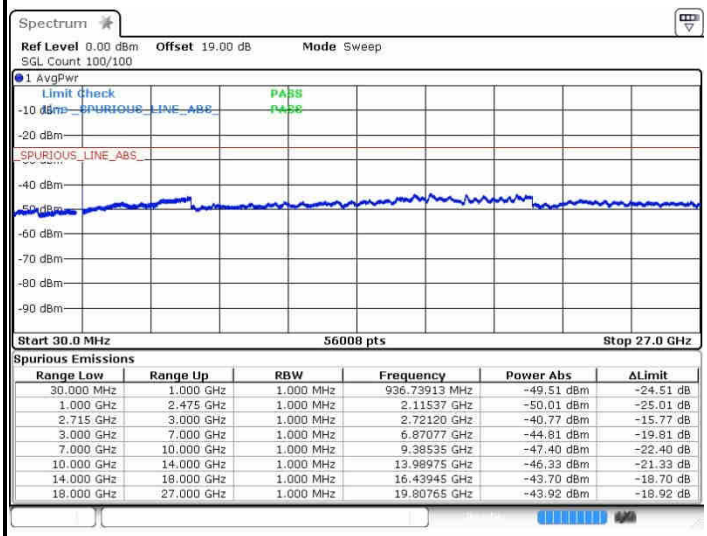

Spurious Emissions

Range Low	Range Up	RBW	Frequency	Power Abs	ΔLimit
30.000 MHz	1.000 GHz	1.000 MHz	936.73913 MHz	-49.51 dBm	-24.51 dB
1.000 GHz	2.475 GHz	1.000 MHz	2.11537 GHz	-50.01 dBm	-25.01 dB
2.715 GHz	3.000 GHz	1.000 MHz	2.72120 GHz	-40.77 dBm	-15.77 dB
3.000 GHz	7.000 GHz	1.000 MHz	6.87077 GHz	-44.81 dBm	-19.81 dB
7.000 GHz	10.000 GHz	1.000 MHz	9.38535 GHz	-47.40 dBm	-22.40 dB
10.000 GHz	14.000 GHz	1.000 MHz	13.98975 GHz	-46.33 dBm	-21.33 dB
14.000 GHz	18.000 GHz	1.000 MHz	16.43945 GHz	-43.70 dBm	-18.70 dB
18.000 GHz	27.000 GHz	1.000 MHz	19.80765 GHz	-43.92 dBm	-18.92 dB

Date: 3.JAN.2018 20:50:12

LTE Band 41 / 15MHz+20MHz

Lowest Channel / Q

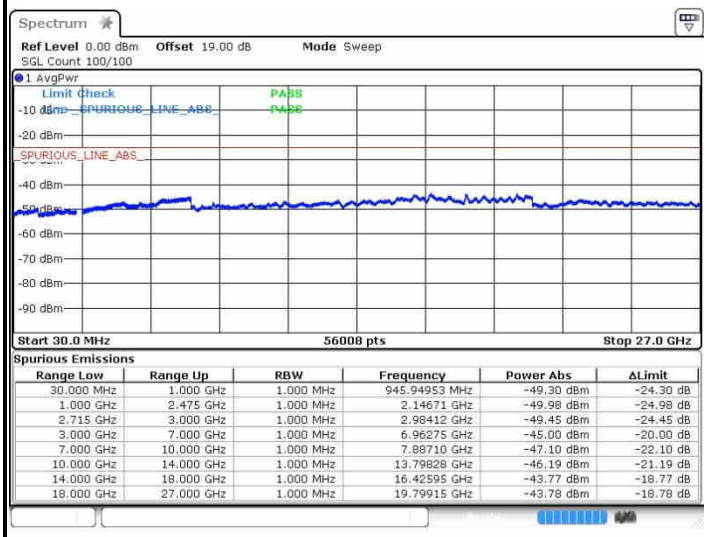

Spurious Emissions

Range Low	Range Up	RBW	Frequency	Power Abs	ΔLimit
30.000 MHz	1.000 GHz	1.000 MHz	945.94953 MHz	-49.30 dBm	-24.30 dB
1.000 GHz	2.475 GHz	1.000 MHz	2.14671 GHz	-49.98 dBm	-24.98 dB
2.715 GHz	3.000 GHz	1.000 MHz	2.98412 GHz	-49.45 dBm	-24.45 dB
3.000 GHz	7.000 GHz	1.000 MHz	6.96275 GHz	-45.00 dBm	-20.00 dB
7.000 GHz	10.000 GHz	1.000 MHz	7.88710 GHz	-47.10 dBm	-22.10 dB
10.000 GHz	14.000 GHz	1.000 MHz	13.79828 GHz	-46.19 dBm	-21.19 dB
14.000 GHz	18.000 GHz	1.000 MHz	16.42595 GHz	-43.77 dBm	-18.77 dB
18.000 GHz	27.000 GHz	1.000 MHz	19.79915 GHz	-43.78 dBm	-18.78 dB

Date: 3.JAN.2018 16:22:21

Lowest Channel / 16QAM

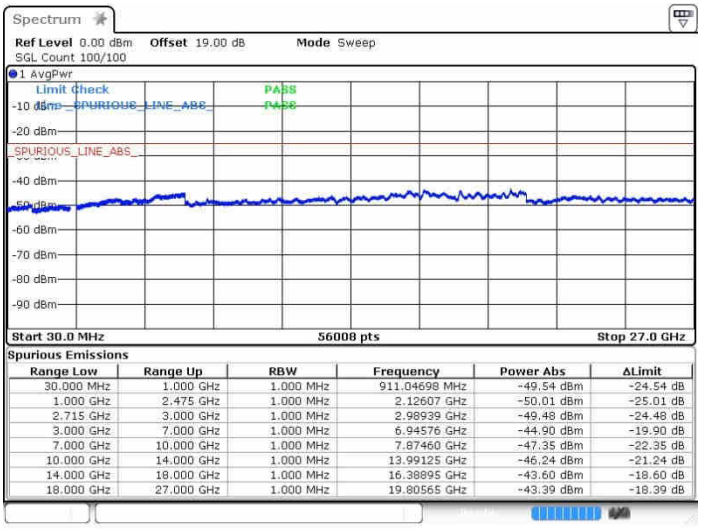

Spurious Emissions

Range Low	Range Up	RBW	Frequency	Power Abs	ΔLimit
30.000 MHz	1.000 GHz	1.000 MHz	911.04698 MHz	-49.54 dBm	-24.54 dB
1.000 GHz	2.475 GHz	1.000 MHz	2.12607 GHz	-50.01 dBm	-25.01 dB
2.715 GHz	3.000 GHz	1.000 MHz	2.98939 GHz	-49.48 dBm	-24.48 dB
3.000 GHz	7.000 GHz	1.000 MHz	6.94576 GHz	-44.90 dBm	-19.90 dB
7.000 GHz	10.000 GHz	1.000 MHz	7.87460 GHz	-47.35 dBm	-22.35 dB
10.000 GHz	14.000 GHz	1.000 MHz	13.99125 GHz	-46.24 dBm	-21.24 dB
14.000 GHz	18.000 GHz	1.000 MHz	16.38895 GHz	-43.60 dBm	-18.60 dB
18.000 GHz	27.000 GHz	1.000 MHz	19.80565 GHz	-43.39 dBm	-18.39 dB

Date: 3.JAN.2018 16:21:18

Lowest Channel / 64QAM

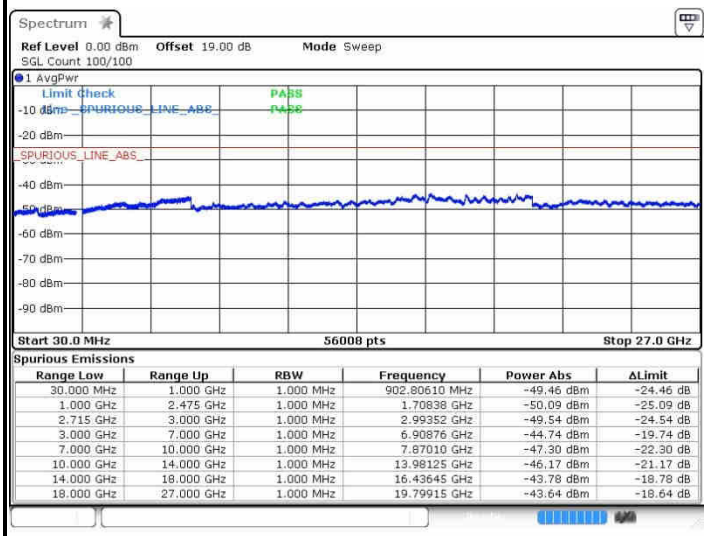

Spurious Emissions

Range Low	Range Up	RBW	Frequency	Power Abs	ΔLimit
30.000 MHz	1.000 GHz	1.000 MHz	902.80610 MHz	-49.46 dBm	-24.46 dB
1.000 GHz	2.475 GHz	1.000 MHz	1.70838 GHz	-50.09 dBm	-25.09 dB
2.715 GHz	3.000 GHz	1.000 MHz	2.99352 GHz	-49.54 dBm	-24.54 dB
3.000 GHz	7.000 GHz	1.000 MHz	6.90876 GHz	-44.74 dBm	-19.74 dB
7.000 GHz	10.000 GHz	1.000 MHz	7.87010 GHz	-47.30 dBm	-22.30 dB
10.000 GHz	14.000 GHz	1.000 MHz	13.98125 GHz	-46.17 dBm	-21.17 dB
14.000 GHz	18.000 GHz	1.000 MHz	16.43645 GHz	-43.78 dBm	-18.78 dB
18.000 GHz	27.000 GHz	1.000 MHz	19.79915 GHz	-43.64 dBm	-18.64 dB

Date: 3.JAN.2018 16:20:19

LTE Band 41 / 15MHz+20MHz

Middle Channel / Q

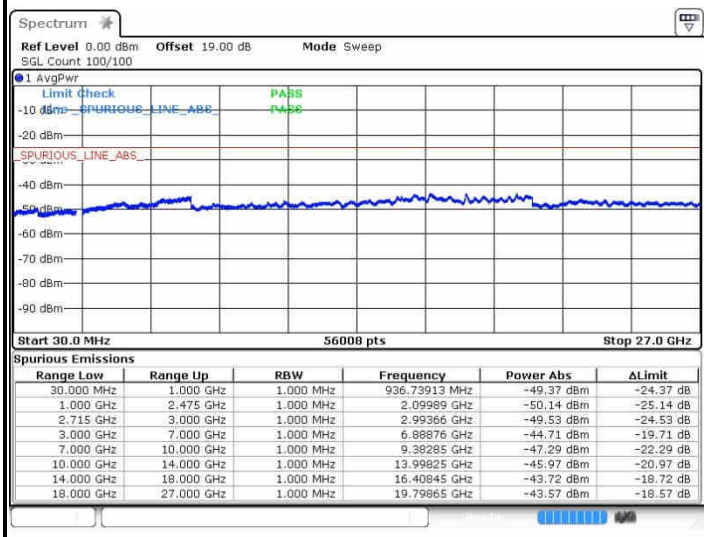

Spurious Emissions

Range Low	Range Up	RBW	Frequency	Power Abs	ΔLimit
30.000 MHz	1.000 GHz	1.000 MHz	936.73913 MHz	-49.37 dBm	-24.37 dB
1.000 GHz	2.475 GHz	1.000 MHz	2.09989 GHz	-50.14 dBm	-25.14 dB
2.715 GHz	3.000 GHz	1.000 MHz	2.99366 GHz	-49.53 dBm	-24.53 dB
3.000 GHz	7.000 GHz	1.000 MHz	6.88876 GHz	-44.71 dBm	-19.71 dB
7.000 GHz	10.000 GHz	1.000 MHz	9.38285 GHz	-47.29 dBm	-22.29 dB
10.000 GHz	14.000 GHz	1.000 MHz	13.99825 GHz	-45.97 dBm	-20.97 dB
14.000 GHz	18.000 GHz	1.000 MHz	16.40845 GHz	-43.72 dBm	-18.72 dB
18.000 GHz	27.000 GHz	1.000 MHz	19.79865 GHz	-43.57 dBm	-18.57 dB

Date: 3.JAN.2018 16:23:49

Middle Channel / 16QAM

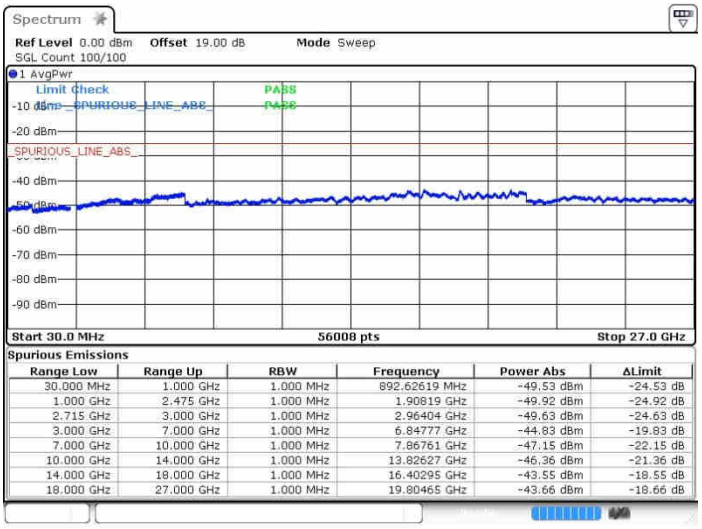

Spurious Emissions

Range Low	Range Up	RBW	Frequency	Power Abs	ΔLimit
30.000 MHz	1.000 GHz	1.000 MHz	892.62619 MHz	-49.53 dBm	-24.53 dB
1.000 GHz	2.475 GHz	1.000 MHz	1.90819 GHz	-49.92 dBm	-24.92 dB
2.715 GHz	3.000 GHz	1.000 MHz	2.96404 GHz	-49.63 dBm	-24.63 dB
3.000 GHz	7.000 GHz	1.000 MHz	6.84777 GHz	-44.83 dBm	-19.83 dB
7.000 GHz	10.000 GHz	1.000 MHz	7.86761 GHz	-47.15 dBm	-22.15 dB
10.000 GHz	14.000 GHz	1.000 MHz	13.82627 GHz	-46.36 dBm	-21.36 dB
14.000 GHz	18.000 GHz	1.000 MHz	16.40295 GHz	-43.55 dBm	-18.55 dB
18.000 GHz	27.000 GHz	1.000 MHz	19.80465 GHz	-43.66 dBm	-18.66 dB

Date: 3.JAN.2018 16:25:13

Middle Channel / 64QAM

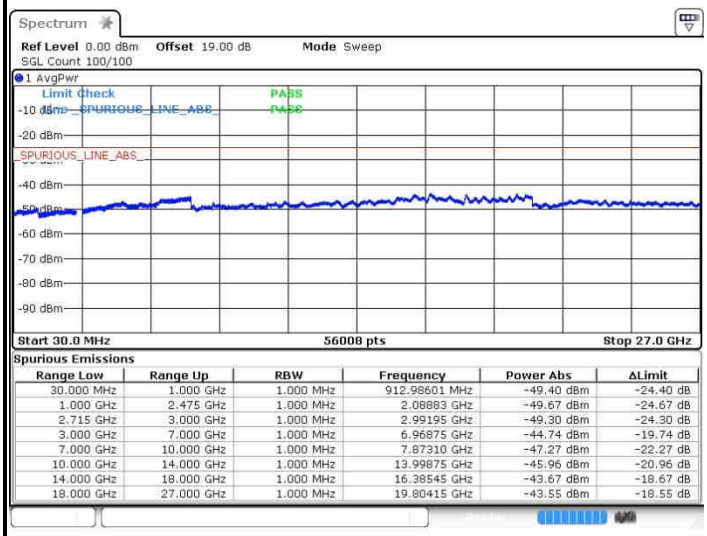

Spurious Emissions

Range Low	Range Up	RBW	Frequency	Power Abs	ΔLimit
30.000 MHz	1.000 GHz	1.000 MHz	912.98601 MHz	-49.40 dBm	-24.40 dB
1.000 GHz	2.475 GHz	1.000 MHz	2.08883 GHz	-49.67 dBm	-24.67 dB
2.715 GHz	3.000 GHz	1.000 MHz	2.99195 GHz	-49.30 dBm	-24.30 dB
3.000 GHz	7.000 GHz	1.000 MHz	6.96875 GHz	-44.74 dBm	-19.74 dB
7.000 GHz	10.000 GHz	1.000 MHz	7.87310 GHz	-47.27 dBm	-22.27 dB
10.000 GHz	14.000 GHz	1.000 MHz	13.99875 GHz	-45.96 dBm	-20.96 dB
14.000 GHz	18.000 GHz	1.000 MHz	16.38545 GHz	-43.67 dBm	-18.67 dB
18.000 GHz	27.000 GHz	1.000 MHz	19.80415 GHz	-43.55 dBm	-18.55 dB

Date: 3.JAN.2018 16:26:05

LTE Band 41 / 15MHz+20MHz

Highest Channel / Q

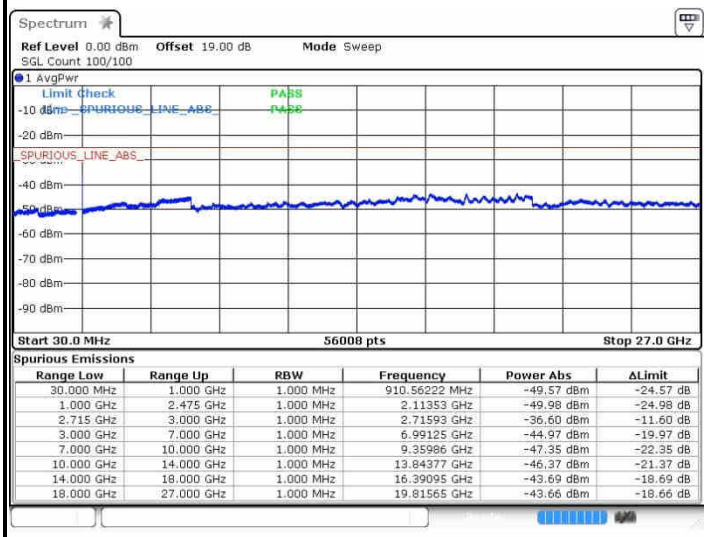

Spurious Emissions

Range Low	Range Up	RBW	Frequency	Power Abs	ΔLimit
30.000 MHz	1.000 GHz	1.000 MHz	910.56222 MHz	-49.57 dBm	-24.57 dB
1.000 GHz	2.475 GHz	1.000 MHz	2.11353 GHz	-49.98 dBm	-24.98 dB
2.715 GHz	3.000 GHz	1.000 MHz	2.71593 GHz	-36.60 dBm	-11.60 dB
3.000 GHz	7.000 GHz	1.000 MHz	6.99125 GHz	-44.97 dBm	-19.97 dB
7.000 GHz	10.000 GHz	1.000 MHz	9.35986 GHz	-47.35 dBm	-22.35 dB
10.000 GHz	14.000 GHz	1.000 MHz	13.84377 GHz	-46.37 dBm	-21.37 dB
14.000 GHz	18.000 GHz	1.000 MHz	16.39095 GHz	-43.69 dBm	-18.69 dB
18.000 GHz	27.000 GHz	1.000 MHz	19.81565 GHz	-43.66 dBm	-18.66 dB

Date: 3.JAN.2018 16:35:00

Highest Channel / 16QAM

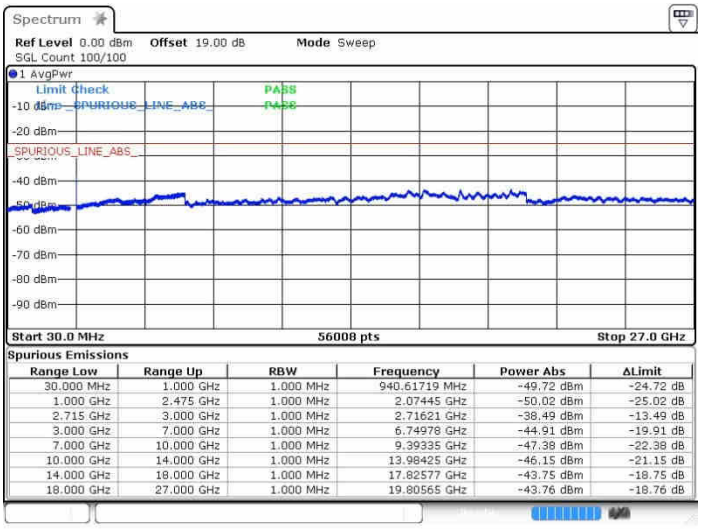

Spurious Emissions

Range Low	Range Up	RBW	Frequency	Power Abs	ΔLimit
30.000 MHz	1.000 GHz	1.000 MHz	940.61719 MHz	-49.72 dBm	-24.72 dB
1.000 GHz	2.475 GHz	1.000 MHz	2.07445 GHz	-50.02 dBm	-25.02 dB
2.715 GHz	3.000 GHz	1.000 MHz	2.71621 GHz	-38.49 dBm	-13.49 dB
3.000 GHz	7.000 GHz	1.000 MHz	6.74978 GHz	-44.91 dBm	-19.91 dB
7.000 GHz	10.000 GHz	1.000 MHz	9.39335 GHz	-47.38 dBm	-22.38 dB
10.000 GHz	14.000 GHz	1.000 MHz	13.98425 GHz	-46.15 dBm	-21.15 dB
14.000 GHz	18.000 GHz	1.000 MHz	17.82577 GHz	-43.75 dBm	-18.75 dB
18.000 GHz	27.000 GHz	1.000 MHz	19.80565 GHz	-43.76 dBm	-18.76 dB

Date: 3.JAN.2018 16:33:46

Highest Channel / 64QAM

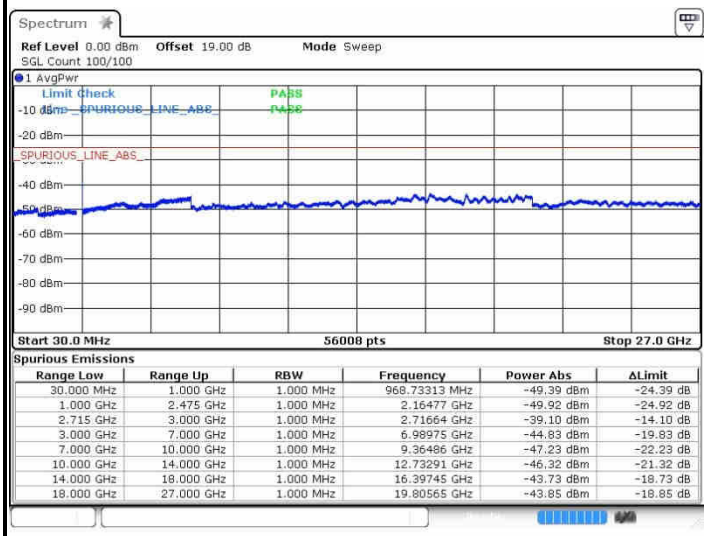

Spurious Emissions

Range Low	Range Up	RBW	Frequency	Power Abs	ΔLimit
30.000 MHz	1.000 GHz	1.000 MHz	968.73313 MHz	-49.39 dBm	-24.39 dB
1.000 GHz	2.475 GHz	1.000 MHz	2.16477 GHz	-49.92 dBm	-24.92 dB
2.715 GHz	3.000 GHz	1.000 MHz	2.71664 GHz	-39.10 dBm	-14.10 dB
3.000 GHz	7.000 GHz	1.000 MHz	6.98975 GHz	-44.83 dBm	-19.83 dB
7.000 GHz	10.000 GHz	1.000 MHz	9.36486 GHz	-47.23 dBm	-22.23 dB
10.000 GHz	14.000 GHz	1.000 MHz	12.73291 GHz	-46.32 dBm	-21.32 dB
14.000 GHz	18.000 GHz	1.000 MHz	16.39745 GHz	-43.73 dBm	-18.73 dB
18.000 GHz	27.000 GHz	1.000 MHz	19.80565 GHz	-43.85 dBm	-18.85 dB

Date: 3.JAN.2018 16:32:52

LTE Band 41 / 20MHz+5MHz

Lowest Channel / QPSK

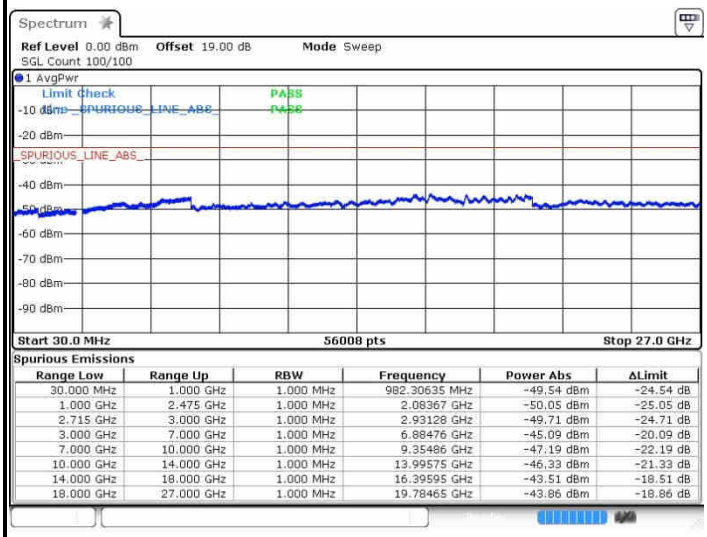

Spurious Emissions

Range Low	Range Up	RBW	Frequency	Power Abs	ΔLimit
30.000 MHz	1.000 GHz	1.000 MHz	982.30635 MHz	-49.54 dBm	-24.54 dB
1.000 GHz	2.475 GHz	1.000 MHz	2.08367 GHz	-50.05 dBm	-25.05 dB
2.715 GHz	3.000 GHz	1.000 MHz	2.93128 GHz	-49.71 dBm	-24.71 dB
3.000 GHz	7.000 GHz	1.000 MHz	6.88476 GHz	-45.09 dBm	-20.09 dB
7.000 GHz	10.000 GHz	1.000 MHz	9.35486 GHz	-47.19 dBm	-22.19 dB
10.000 GHz	14.000 GHz	1.000 MHz	13.99575 GHz	-46.33 dBm	-21.33 dB
14.000 GHz	18.000 GHz	1.000 MHz	16.39595 GHz	-43.51 dBm	-18.51 dB
18.000 GHz	27.000 GHz	1.000 MHz	19.78465 GHz	-43.86 dBm	-18.86 dB

Date: 3.JAN.2018 19:22:35

Lowest Channel / 16QAM

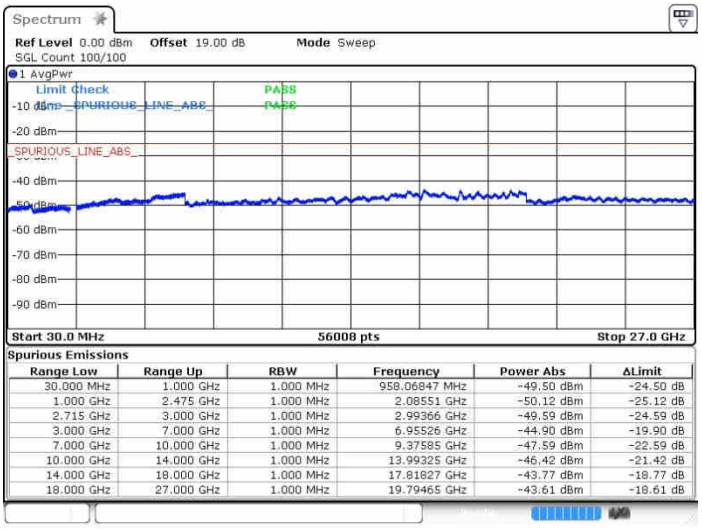

Spurious Emissions

Range Low	Range Up	RBW	Frequency	Power Abs	ΔLimit
30.000 MHz	1.000 GHz	1.000 MHz	958.06847 MHz	-49.50 dBm	-24.50 dB
1.000 GHz	2.475 GHz	1.000 MHz	2.08551 GHz	-50.12 dBm	-25.12 dB
2.715 GHz	3.000 GHz	1.000 MHz	2.99366 GHz	-49.59 dBm	-24.59 dB
3.000 GHz	7.000 GHz	1.000 MHz	6.95526 GHz	-44.90 dBm	-19.90 dB
7.000 GHz	10.000 GHz	1.000 MHz	9.37585 GHz	-47.59 dBm	-22.59 dB
10.000 GHz	14.000 GHz	1.000 MHz	13.99325 GHz	-46.42 dBm	-21.42 dB
14.000 GHz	18.000 GHz	1.000 MHz	17.81827 GHz	-43.77 dBm	-18.77 dB
18.000 GHz	27.000 GHz	1.000 MHz	19.79465 GHz	-43.61 dBm	-18.61 dB

Date: 3.JAN.2018 19:20:08

Lowest Channel / 64QAM

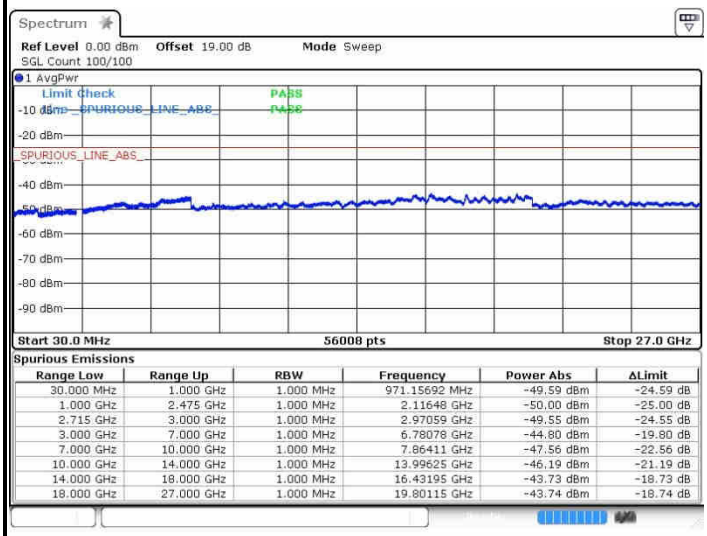

Spurious Emissions

Range Low	Range Up	RBW	Frequency	Power Abs	ΔLimit
30.000 MHz	1.000 GHz	1.000 MHz	971.15692 MHz	-49.59 dBm	-24.59 dB
1.000 GHz	2.475 GHz	1.000 MHz	2.11648 GHz	-50.00 dBm	-25.00 dB
2.715 GHz	3.000 GHz	1.000 MHz	2.97059 GHz	-49.55 dBm	-24.55 dB
3.000 GHz	7.000 GHz	1.000 MHz	6.78078 GHz	-44.80 dBm	-19.80 dB
7.000 GHz	10.000 GHz	1.000 MHz	7.86411 GHz	-47.56 dBm	-22.56 dB
10.000 GHz	14.000 GHz	1.000 MHz	13.99625 GHz	-46.19 dBm	-21.19 dB
14.000 GHz	18.000 GHz	1.000 MHz	16.43195 GHz	-43.73 dBm	-18.73 dB
18.000 GHz	27.000 GHz	1.000 MHz	19.80115 GHz	-43.74 dBm	-18.74 dB

Date: 3.JAN.2018 19:21:21

LTE Band 41 / 20MHz+5MHz

Middle Channel / Q

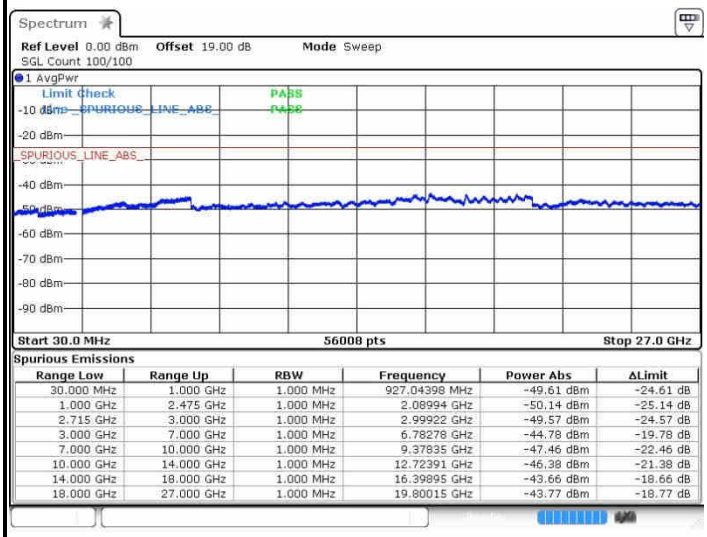

Spurious Emissions

Range Low	Range Up	RBW	Frequency	Power Abs	ΔLimit
30.000 MHz	1.000 GHz	1.000 MHz	927.04398 MHz	-49.61 dBm	-24.61 dB
1.000 GHz	2.475 GHz	1.000 MHz	2.08994 GHz	-50.14 dBm	-25.14 dB
2.715 GHz	3.000 GHz	1.000 MHz	2.99922 GHz	-49.57 dBm	-24.57 dB
3.000 GHz	7.000 GHz	1.000 MHz	6.78278 GHz	-44.78 dBm	-19.78 dB
7.000 GHz	10.000 GHz	1.000 MHz	9.37835 GHz	-47.46 dBm	-22.46 dB
10.000 GHz	14.000 GHz	1.000 MHz	12.72391 GHz	-46.38 dBm	-21.38 dB
14.000 GHz	18.000 GHz	1.000 MHz	16.39895 GHz	-43.66 dBm	-18.66 dB
18.000 GHz	27.000 GHz	1.000 MHz	19.80015 GHz	-43.77 dBm	-18.77 dB

Date: 3.JAN.2018 19:29:01

Middle Channel / 16QAM

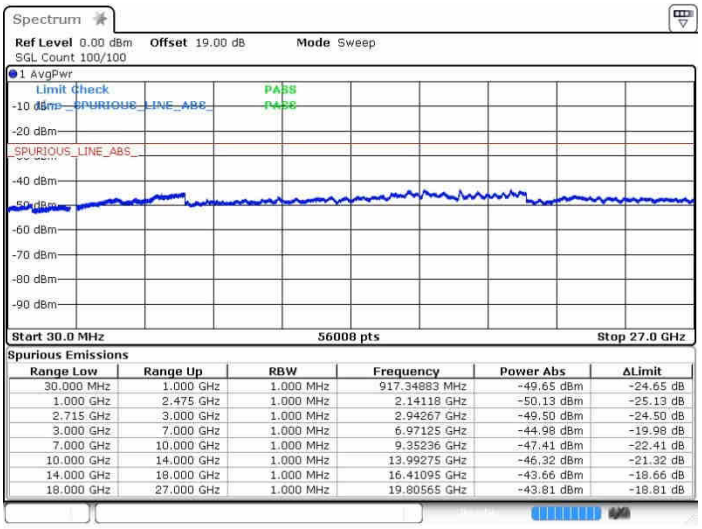

Spurious Emissions

Range Low	Range Up	RBW	Frequency	Power Abs	ΔLimit
30.000 MHz	1.000 GHz	1.000 MHz	917.34883 MHz	-49.65 dBm	-24.65 dB
1.000 GHz	2.475 GHz	1.000 MHz	2.14118 GHz	-50.13 dBm	-25.13 dB
2.715 GHz	3.000 GHz	1.000 MHz	2.94267 GHz	-49.50 dBm	-24.50 dB
3.000 GHz	7.000 GHz	1.000 MHz	6.97125 GHz	-44.98 dBm	-19.98 dB
7.000 GHz	10.000 GHz	1.000 MHz	9.35236 GHz	-47.41 dBm	-22.41 dB
10.000 GHz	14.000 GHz	1.000 MHz	13.99275 GHz	-46.32 dBm	-21.32 dB
14.000 GHz	18.000 GHz	1.000 MHz	16.41095 GHz	-43.66 dBm	-18.66 dB
18.000 GHz	27.000 GHz	1.000 MHz	19.80565 GHz	-43.81 dBm	-18.81 dB

Date: 3.JAN.2018 19:30:40

Middle Channel / 64QAM

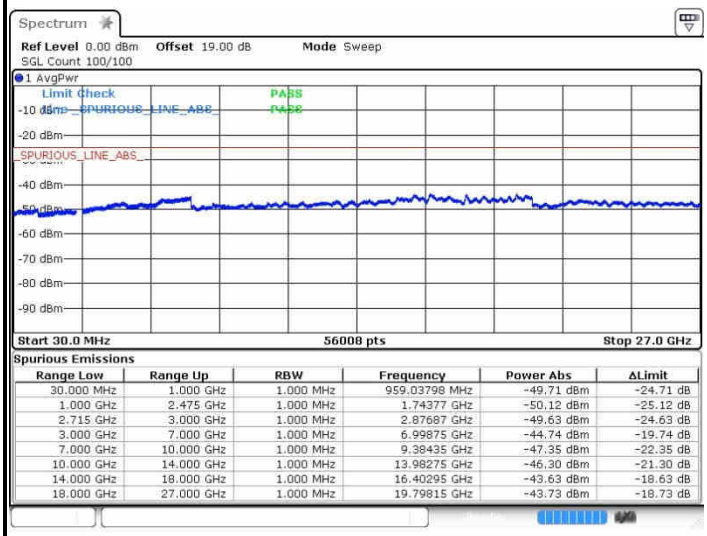

Spurious Emissions

Range Low	Range Up	RBW	Frequency	Power Abs	ΔLimit
30.000 MHz	1.000 GHz	1.000 MHz	959.03798 MHz	-49.71 dBm	-24.71 dB
1.000 GHz	2.475 GHz	1.000 MHz	1.74377 GHz	-50.12 dBm	-25.12 dB
2.715 GHz	3.000 GHz	1.000 MHz	2.87687 GHz	-49.63 dBm	-24.63 dB
3.000 GHz	7.000 GHz	1.000 MHz	6.99875 GHz	-44.74 dBm	-19.74 dB
7.000 GHz	10.000 GHz	1.000 MHz	9.38435 GHz	-47.35 dBm	-22.35 dB
10.000 GHz	14.000 GHz	1.000 MHz	13.98275 GHz	-46.30 dBm	-21.30 dB
14.000 GHz	18.000 GHz	1.000 MHz	16.40295 GHz	-43.63 dBm	-18.63 dB
18.000 GHz	27.000 GHz	1.000 MHz	19.79815 GHz	-43.73 dBm	-18.73 dB

Date: 3.JAN.2018 19:32:04

LTE Band 41 / 20MHz+5MHz

Highest Channel / Q

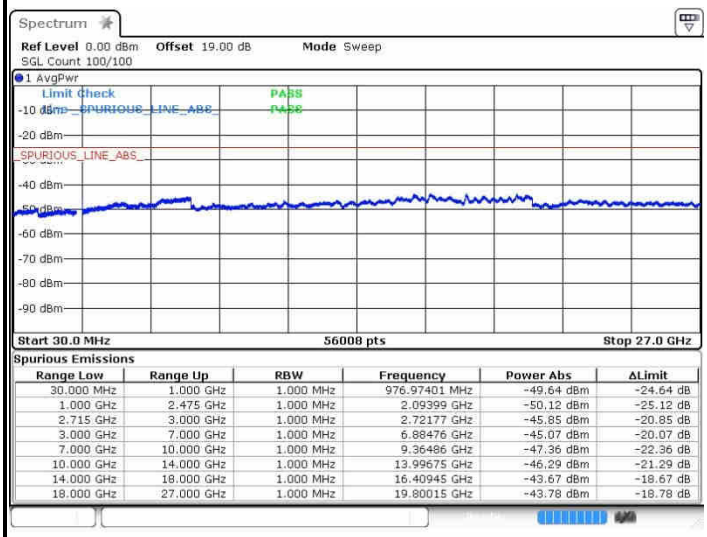

Spurious Emissions

Range Low	Range Up	RBW	Frequency	Power Abs	ΔLimit
30.000 MHz	1.000 GHz	1.000 MHz	976.97401 MHz	-49.64 dBm	-24.64 dB
1.000 GHz	2.475 GHz	1.000 MHz	2.09399 GHz	-50.12 dBm	-25.12 dB
2.715 GHz	3.000 GHz	1.000 MHz	2.72177 GHz	-45.85 dBm	-20.85 dB
3.000 GHz	7.000 GHz	1.000 MHz	6.88476 GHz	-45.07 dBm	-20.07 dB
7.000 GHz	10.000 GHz	1.000 MHz	9.36486 GHz	-47.36 dBm	-22.36 dB
10.000 GHz	14.000 GHz	1.000 MHz	13.99675 GHz	-46.29 dBm	-21.29 dB
14.000 GHz	18.000 GHz	1.000 MHz	16.40945 GHz	-43.67 dBm	-18.67 dB
18.000 GHz	27.000 GHz	1.000 MHz	19.80015 GHz	-43.78 dBm	-18.78 dB

Date: 3.JAN.2018 19:57:32

Highest Channel / 16QAM

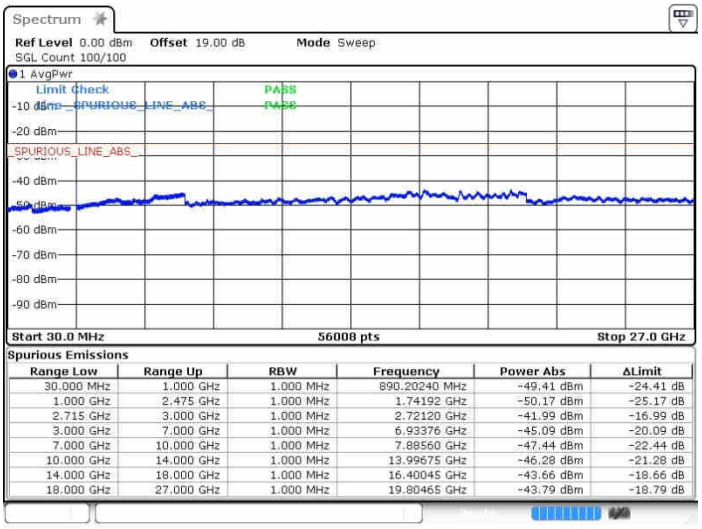

Spurious Emissions

Range Low	Range Up	RBW	Frequency	Power Abs	ΔLimit
30.000 MHz	1.000 GHz	1.000 MHz	890.20240 MHz	-49.41 dBm	-24.41 dB
1.000 GHz	2.475 GHz	1.000 MHz	1.74192 GHz	-50.17 dBm	-25.17 dB
2.715 GHz	3.000 GHz	1.000 MHz	2.72120 GHz	-41.99 dBm	-16.99 dB
3.000 GHz	7.000 GHz	1.000 MHz	6.93376 GHz	-45.09 dBm	-20.09 dB
7.000 GHz	10.000 GHz	1.000 MHz	7.88550 GHz	-47.44 dBm	-22.44 dB
10.000 GHz	14.000 GHz	1.000 MHz	13.99675 GHz	-46.28 dBm	-21.28 dB
14.000 GHz	18.000 GHz	1.000 MHz	16.40045 GHz	-43.66 dBm	-18.66 dB
18.000 GHz	27.000 GHz	1.000 MHz	19.80465 GHz	-43.79 dBm	-18.79 dB

Date: 3.JAN.2018 19:56:14

Highest Channel / 64QAM

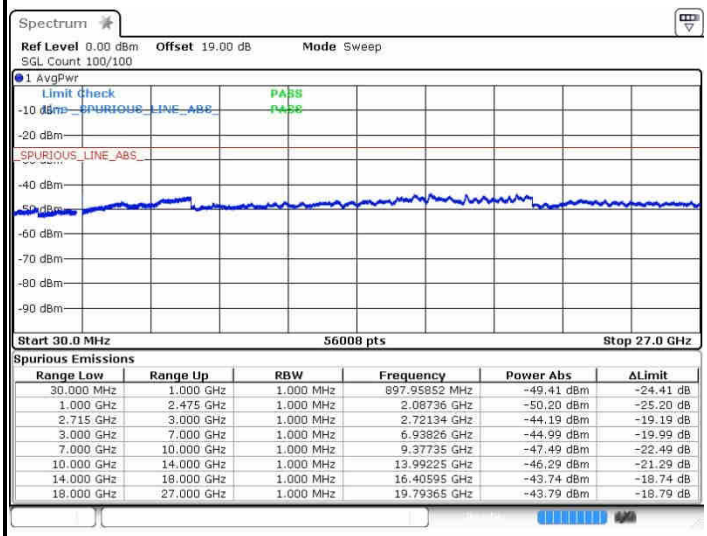

Spurious Emissions

Range Low	Range Up	RBW	Frequency	Power Abs	ΔLimit
30.000 MHz	1.000 GHz	1.000 MHz	897.95852 MHz	-49.41 dBm	-24.41 dB
1.000 GHz	2.475 GHz	1.000 MHz	2.08736 GHz	-50.20 dBm	-25.20 dB
2.715 GHz	3.000 GHz	1.000 MHz	2.72134 GHz	-44.19 dBm	-19.19 dB
3.000 GHz	7.000 GHz	1.000 MHz	6.93826 GHz	-44.99 dBm	-19.99 dB
7.000 GHz	10.000 GHz	1.000 MHz	9.37735 GHz	-47.49 dBm	-22.49 dB
10.000 GHz	14.000 GHz	1.000 MHz	13.99225 GHz	-46.29 dBm	-21.29 dB
14.000 GHz	18.000 GHz	1.000 MHz	16.40595 GHz	-43.74 dBm	-18.74 dB
18.000 GHz	27.000 GHz	1.000 MHz	19.79365 GHz	-43.79 dBm	-18.79 dB

Date: 3.JAN.2018 19:55:12

LTE Band 41 / 20MHz+10MHz

Lowest Channel / Q

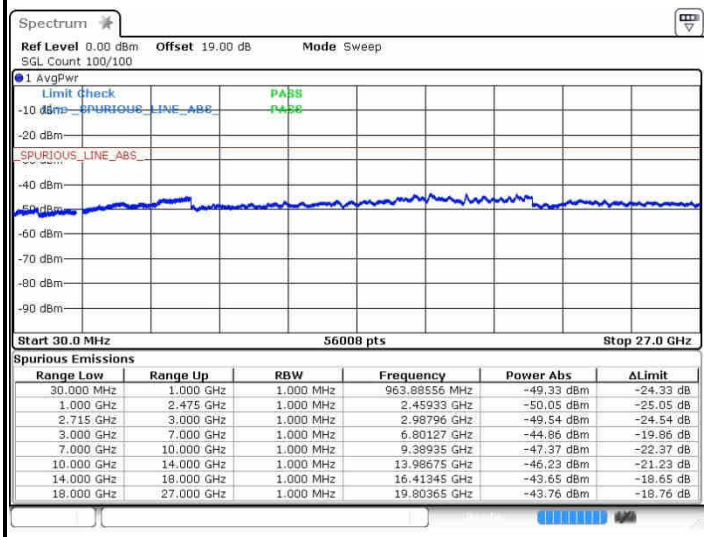

Spurious Emissions

Range Low	Range Up	RBW	Frequency	Power Abs	ΔLimit
30.000 MHz	1.000 GHz	1.000 MHz	963.88556 MHz	-49.33 dBm	-24.33 dB
1.000 GHz	2.475 GHz	1.000 MHz	2.45933 GHz	-50.05 dBm	-25.05 dB
2.715 GHz	3.000 GHz	1.000 MHz	2.98796 GHz	-49.54 dBm	-24.54 dB
3.000 GHz	7.000 GHz	1.000 MHz	6.80127 GHz	-44.86 dBm	-19.86 dB
7.000 GHz	10.000 GHz	1.000 MHz	9.38935 GHz	-47.37 dBm	-22.37 dB
10.000 GHz	14.000 GHz	1.000 MHz	13.98675 GHz	-46.23 dBm	-21.23 dB
14.000 GHz	18.000 GHz	1.000 MHz	16.41345 GHz	-43.65 dBm	-18.65 dB
18.000 GHz	27.000 GHz	1.000 MHz	19.80365 GHz	-43.76 dBm	-18.76 dB

Date: 3.JAN.2018 18:20:56

Lowest Channel / 16QAM

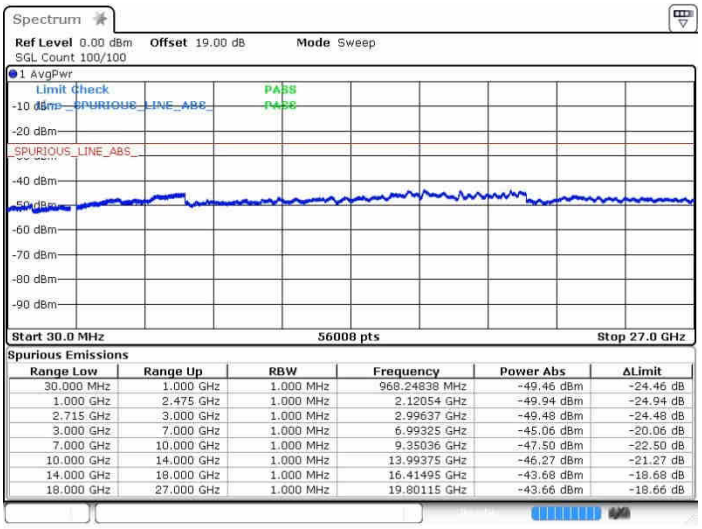

Spurious Emissions

Range Low	Range Up	RBW	Frequency	Power Abs	ΔLimit
30.000 MHz	1.000 GHz	1.000 MHz	968.24838 MHz	-49.46 dBm	-24.46 dB
1.000 GHz	2.475 GHz	1.000 MHz	2.12054 GHz	-49.94 dBm	-24.94 dB
2.715 GHz	3.000 GHz	1.000 MHz	2.99637 GHz	-49.48 dBm	-24.48 dB
3.000 GHz	7.000 GHz	1.000 MHz	6.99325 GHz	-45.06 dBm	-20.06 dB
7.000 GHz	10.000 GHz	1.000 MHz	9.35036 GHz	-47.50 dBm	-22.50 dB
10.000 GHz	14.000 GHz	1.000 MHz	13.99375 GHz	-46.27 dBm	-21.27 dB
14.000 GHz	18.000 GHz	1.000 MHz	16.41495 GHz	-43.68 dBm	-18.68 dB
18.000 GHz	27.000 GHz	1.000 MHz	19.80115 GHz	-43.66 dBm	-18.66 dB

Date: 3.JAN.2018 18:22:08

Lowest Channel / 64QAM

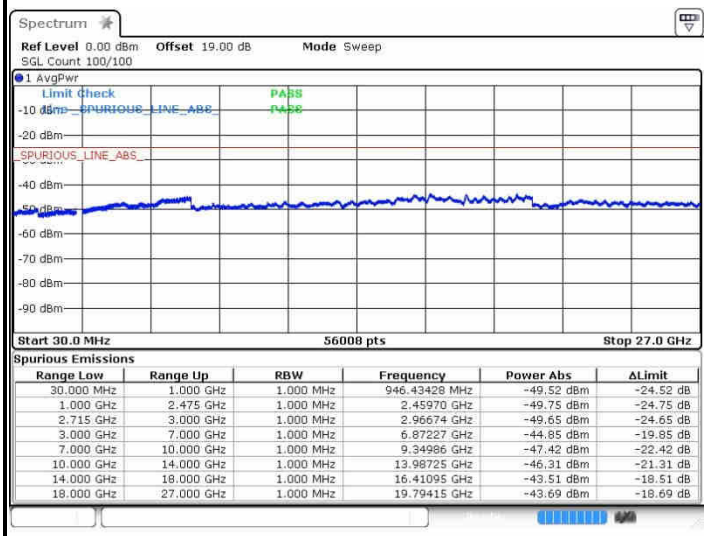

Spurious Emissions

Range Low	Range Up	RBW	Frequency	Power Abs	ΔLimit
30.000 MHz	1.000 GHz	1.000 MHz	946.43428 MHz	-49.52 dBm	-24.52 dB
1.000 GHz	2.475 GHz	1.000 MHz	2.45970 GHz	-49.75 dBm	-24.75 dB
2.715 GHz	3.000 GHz	1.000 MHz	2.96674 GHz	-49.65 dBm	-24.65 dB
3.000 GHz	7.000 GHz	1.000 MHz	6.87227 GHz	-44.85 dBm	-19.85 dB
7.000 GHz	10.000 GHz	1.000 MHz	9.34986 GHz	-47.42 dBm	-22.42 dB
10.000 GHz	14.000 GHz	1.000 MHz	13.98725 GHz	-46.31 dBm	-21.31 dB
14.000 GHz	18.000 GHz	1.000 MHz	16.41095 GHz	-43.51 dBm	-18.51 dB
18.000 GHz	27.000 GHz	1.000 MHz	19.79415 GHz	-43.69 dBm	-18.69 dB

Date: 3.JAN.2018 18:23:21

LTE Band 41 / 20MHz+10MHz

Middle Channel / Q

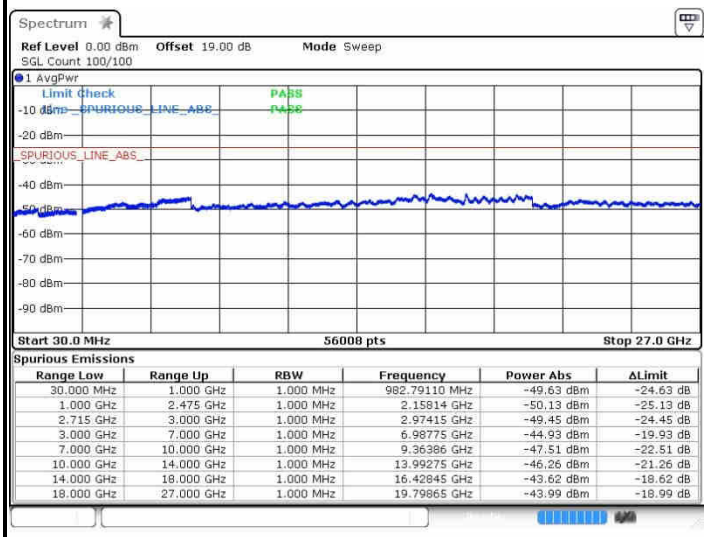

Spurious Emissions

Range Low	Range Up	RBW	Frequency	Power Abs	ΔLimit
30.000 MHz	1.000 GHz	1.000 MHz	982.79110 MHz	-49.63 dBm	-24.63 dB
1.000 GHz	2.475 GHz	1.000 MHz	2.15814 GHz	-50.13 dBm	-25.13 dB
2.715 GHz	3.000 GHz	1.000 MHz	2.97415 GHz	-49.45 dBm	-24.45 dB
3.000 GHz	7.000 GHz	1.000 MHz	6.98775 GHz	-44.93 dBm	-19.93 dB
7.000 GHz	10.000 GHz	1.000 MHz	9.36386 GHz	-47.51 dBm	-22.51 dB
10.000 GHz	14.000 GHz	1.000 MHz	13.99275 GHz	-46.26 dBm	-21.26 dB
14.000 GHz	18.000 GHz	1.000 MHz	16.42845 GHz	-43.62 dBm	-18.62 dB
18.000 GHz	27.000 GHz	1.000 MHz	19.79865 GHz	-43.99 dBm	-18.99 dB

Date: 3.JAN.2018 18:51:13

Middle Channel / 16QAM

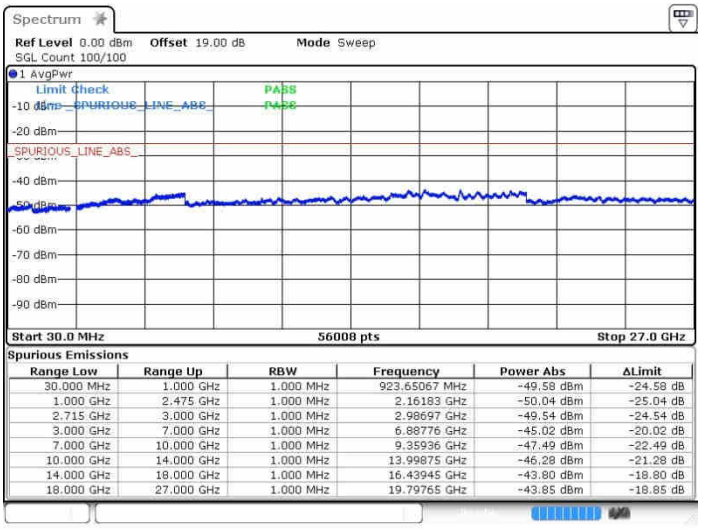

Spurious Emissions

Range Low	Range Up	RBW	Frequency	Power Abs	ΔLimit
30.000 MHz	1.000 GHz	1.000 MHz	923.65067 MHz	-49.58 dBm	-24.58 dB
1.000 GHz	2.475 GHz	1.000 MHz	2.16183 GHz	-50.04 dBm	-25.04 dB
2.715 GHz	3.000 GHz	1.000 MHz	2.98697 GHz	-49.54 dBm	-24.54 dB
3.000 GHz	7.000 GHz	1.000 MHz	6.88776 GHz	-45.02 dBm	-20.02 dB
7.000 GHz	10.000 GHz	1.000 MHz	9.35936 GHz	-47.49 dBm	-22.49 dB
10.000 GHz	14.000 GHz	1.000 MHz	13.99875 GHz	-46.28 dBm	-21.28 dB
14.000 GHz	18.000 GHz	1.000 MHz	16.43945 GHz	-43.80 dBm	-18.80 dB
18.000 GHz	27.000 GHz	1.000 MHz	19.79765 GHz	-43.85 dBm	-18.85 dB

Date: 3.JAN.2018 18:50:06

Middle Channel / 64QAM

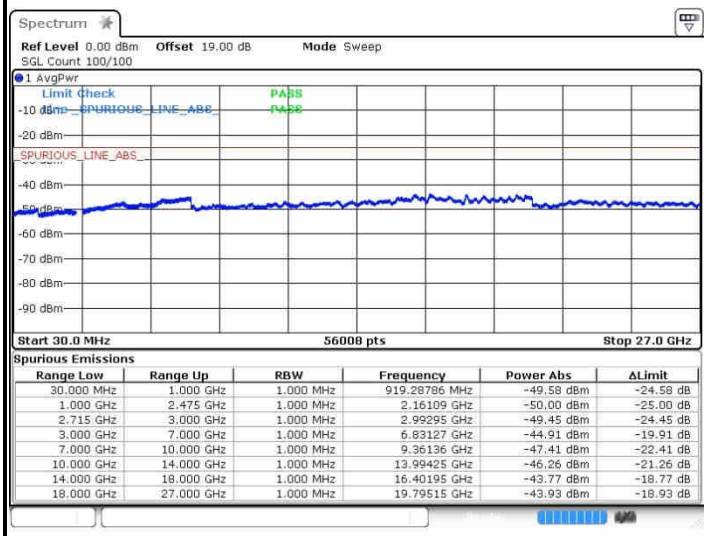

Spurious Emissions

Range Low	Range Up	RBW	Frequency	Power Abs	ΔLimit
30.000 MHz	1.000 GHz	1.000 MHz	919.28786 MHz	-49.58 dBm	-24.58 dB
1.000 GHz	2.475 GHz	1.000 MHz	2.16109 GHz	-50.00 dBm	-25.00 dB
2.715 GHz	3.000 GHz	1.000 MHz	2.99295 GHz	-49.45 dBm	-24.45 dB
3.000 GHz	7.000 GHz	1.000 MHz	6.83127 GHz	-44.91 dBm	-19.91 dB
7.000 GHz	10.000 GHz	1.000 MHz	9.36136 GHz	-47.41 dBm	-22.41 dB
10.000 GHz	14.000 GHz	1.000 MHz	13.99425 GHz	-46.26 dBm	-21.26 dB
14.000 GHz	18.000 GHz	1.000 MHz	16.40195 GHz	-43.77 dBm	-18.77 dB
18.000 GHz	27.000 GHz	1.000 MHz	19.79515 GHz	-43.93 dBm	-18.93 dB

Date: 3.JAN.2018 18:49:05

LTE Band 41 / 20MHz+10MHz

Highest Channel / Q

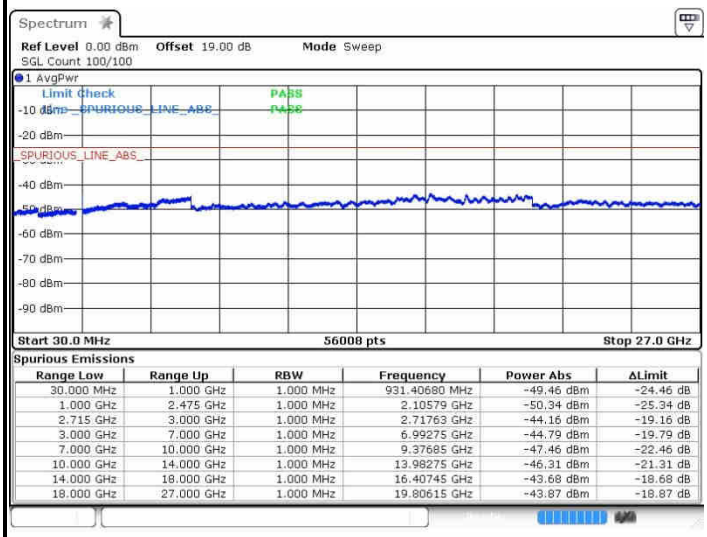

Spurious Emissions

Range Low	Range Up	RBW	Frequency	Power Abs	ΔLimit
30.000 MHz	1.000 GHz	1.000 MHz	931.40680 MHz	-49.46 dBm	-24.46 dB
1.000 GHz	2.475 GHz	1.000 MHz	2.10579 GHz	-50.34 dBm	-25.34 dB
2.715 GHz	3.000 GHz	1.000 MHz	2.71763 GHz	-44.16 dBm	-19.16 dB
3.000 GHz	7.000 GHz	1.000 MHz	6.99275 GHz	-44.79 dBm	-19.79 dB
7.000 GHz	10.000 GHz	1.000 MHz	9.37685 GHz	-47.46 dBm	-22.46 dB
10.000 GHz	14.000 GHz	1.000 MHz	13.98275 GHz	-46.31 dBm	-21.31 dB
14.000 GHz	18.000 GHz	1.000 MHz	16.40745 GHz	-43.68 dBm	-18.68 dB
18.000 GHz	27.000 GHz	1.000 MHz	19.80615 GHz	-43.87 dBm	-18.87 dB

Date: 3.JAN.2018 18:53:24

Highest Channel / 16QAM

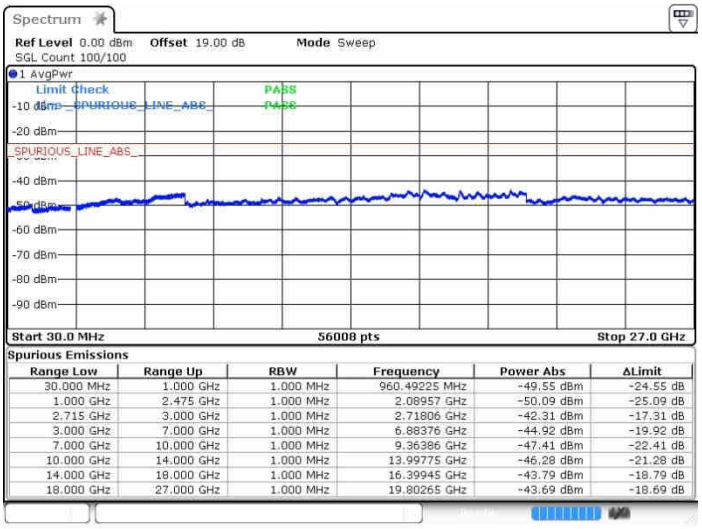

Spurious Emissions

Range Low	Range Up	RBW	Frequency	Power Abs	ΔLimit
30.000 MHz	1.000 GHz	1.000 MHz	960.49225 MHz	-49.55 dBm	-24.55 dB
1.000 GHz	2.475 GHz	1.000 MHz	2.08957 GHz	-50.09 dBm	-25.09 dB
2.715 GHz	3.000 GHz	1.000 MHz	2.71806 GHz	-42.31 dBm	-17.31 dB
3.000 GHz	7.000 GHz	1.000 MHz	6.88376 GHz	-44.92 dBm	-19.92 dB
7.000 GHz	10.000 GHz	1.000 MHz	9.36386 GHz	-47.41 dBm	-22.41 dB
10.000 GHz	14.000 GHz	1.000 MHz	13.99775 GHz	-46.28 dBm	-21.28 dB
14.000 GHz	18.000 GHz	1.000 MHz	16.39945 GHz	-43.79 dBm	-18.79 dB
18.000 GHz	27.000 GHz	1.000 MHz	19.80265 GHz	-43.69 dBm	-18.69 dB

Date: 3.JAN.2018 18:54:25

Highest Channel / 64QAM

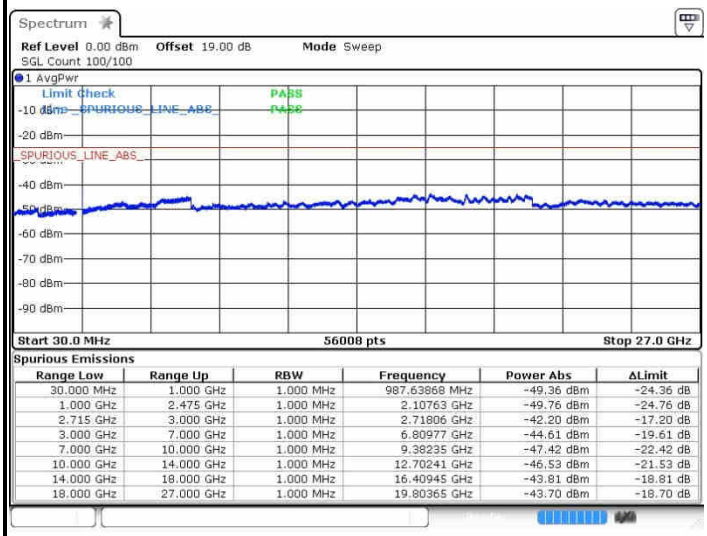

Spurious Emissions

Range Low	Range Up	RBW	Frequency	Power Abs	ΔLimit
30.000 MHz	1.000 GHz	1.000 MHz	987.63868 MHz	-49.36 dBm	-24.36 dB
1.000 GHz	2.475 GHz	1.000 MHz	2.10763 GHz	-49.76 dBm	-24.76 dB
2.715 GHz	3.000 GHz	1.000 MHz	2.71806 GHz	-42.20 dBm	-17.20 dB
3.000 GHz	7.000 GHz	1.000 MHz	6.80977 GHz	-44.61 dBm	-19.61 dB
7.000 GHz	10.000 GHz	1.000 MHz	9.38235 GHz	-47.42 dBm	-22.42 dB
10.000 GHz	14.000 GHz	1.000 MHz	12.70241 GHz	-46.53 dBm	-21.53 dB
14.000 GHz	18.000 GHz	1.000 MHz	16.40945 GHz	-43.81 dBm	-18.81 dB
18.000 GHz	27.000 GHz	1.000 MHz	19.80365 GHz	-43.70 dBm	-18.70 dB

Date: 3.JAN.2018 18:56:07

LTE Band 41 / 20MHz+15MHz

Lowest Channel / Q

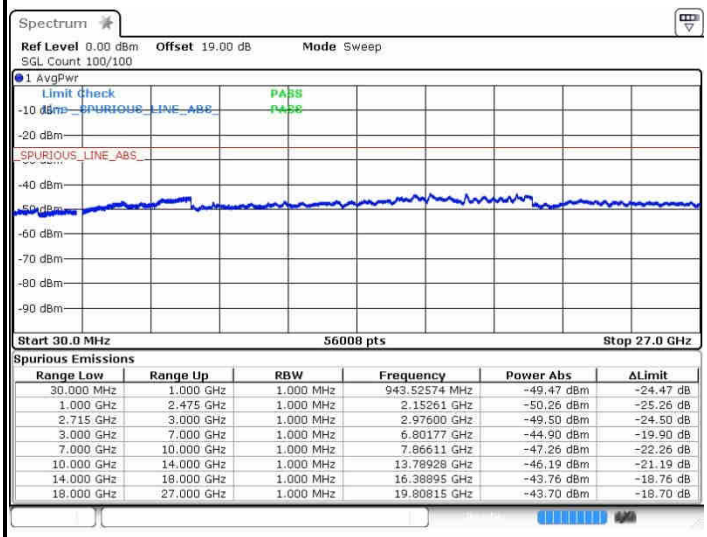

Spurious Emissions

Range Low	Range Up	RBW	Frequency	Power Abs	ΔLimit
30.000 MHz	1.000 GHz	1.000 MHz	943.52574 MHz	-49.47 dBm	-24.47 dB
1.000 GHz	2.475 GHz	1.000 MHz	2.15261 GHz	-50.26 dBm	-25.26 dB
2.715 GHz	3.000 GHz	1.000 MHz	2.97600 GHz	-49.50 dBm	-24.50 dB
3.000 GHz	7.000 GHz	1.000 MHz	6.80177 GHz	-44.90 dBm	-19.90 dB
7.000 GHz	10.000 GHz	1.000 MHz	7.86611 GHz	-47.26 dBm	-22.26 dB
10.000 GHz	14.000 GHz	1.000 MHz	13.78928 GHz	-46.19 dBm	-21.19 dB
14.000 GHz	18.000 GHz	1.000 MHz	16.38895 GHz	-43.76 dBm	-18.76 dB
18.000 GHz	27.000 GHz	1.000 MHz	19.80815 GHz	-43.70 dBm	-18.70 dB

Date: 3.JAN.2018 17:11:56

Lowest Channel / 16QAM

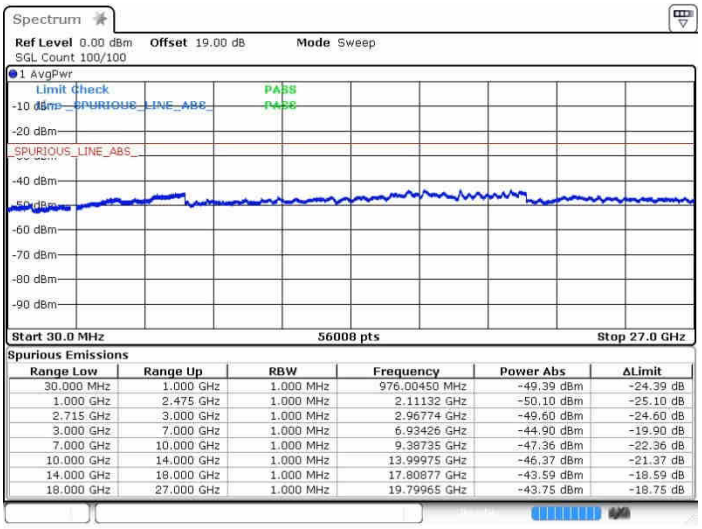

Spurious Emissions

Range Low	Range Up	RBW	Frequency	Power Abs	ΔLimit
30.000 MHz	1.000 GHz	1.000 MHz	976.00450 MHz	-49.39 dBm	-24.39 dB
1.000 GHz	2.475 GHz	1.000 MHz	2.11132 GHz	-50.10 dBm	-25.10 dB
2.715 GHz	3.000 GHz	1.000 MHz	2.96774 GHz	-49.60 dBm	-24.60 dB
3.000 GHz	7.000 GHz	1.000 MHz	6.93426 GHz	-44.90 dBm	-19.90 dB
7.000 GHz	10.000 GHz	1.000 MHz	9.38735 GHz	-47.36 dBm	-22.36 dB
10.000 GHz	14.000 GHz	1.000 MHz	13.99975 GHz	-46.37 dBm	-21.37 dB
14.000 GHz	18.000 GHz	1.000 MHz	17.80877 GHz	-43.59 dBm	-18.59 dB
18.000 GHz	27.000 GHz	1.000 MHz	19.79965 GHz	-43.75 dBm	-18.75 dB

Date: 3.JAN.2018 17:10:13

Lowest Channel / 64QAM

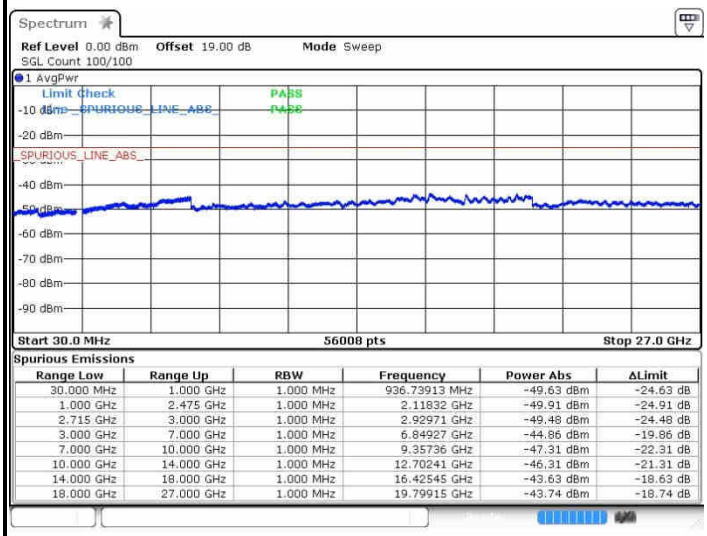

Spurious Emissions

Range Low	Range Up	RBW	Frequency	Power Abs	ΔLimit
30.000 MHz	1.000 GHz	1.000 MHz	936.73913 MHz	-49.63 dBm	-24.63 dB
1.000 GHz	2.475 GHz	1.000 MHz	2.11832 GHz	-49.91 dBm	-24.91 dB
2.715 GHz	3.000 GHz	1.000 MHz	2.92971 GHz	-49.48 dBm	-24.48 dB
3.000 GHz	7.000 GHz	1.000 MHz	6.84927 GHz	-44.86 dBm	-19.86 dB
7.000 GHz	10.000 GHz	1.000 MHz	9.35736 GHz	-47.31 dBm	-22.31 dB
10.000 GHz	14.000 GHz	1.000 MHz	12.70241 GHz	-46.31 dBm	-21.31 dB
14.000 GHz	18.000 GHz	1.000 MHz	16.42545 GHz	-43.63 dBm	-18.63 dB
18.000 GHz	27.000 GHz	1.000 MHz	19.79915 GHz	-43.74 dBm	-18.74 dB

Date: 3.JAN.2018 17:07:38

LTE Band 41 / 20MHz+15MHz

Middle Channel / Q

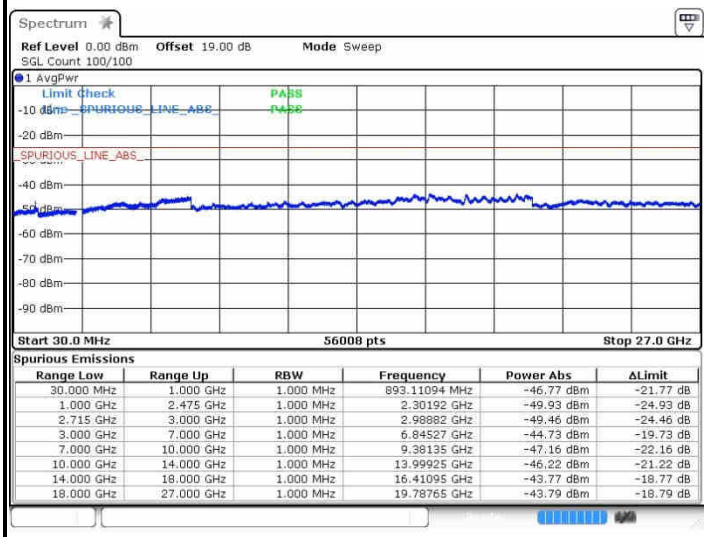

Spurious Emissions

Range Low	Range Up	RBW	Frequency	Power Abs	ΔLimit
30.000 MHz	1.000 GHz	1.000 MHz	893.11094 MHz	-46.77 dBm	-21.77 dB
1.000 GHz	2.475 GHz	1.000 MHz	2.30192 GHz	-49.93 dBm	-24.93 dB
2.715 GHz	3.000 GHz	1.000 MHz	2.98882 GHz	-49.46 dBm	-24.46 dB
3.000 GHz	7.000 GHz	1.000 MHz	6.84527 GHz	-44.73 dBm	-19.73 dB
7.000 GHz	10.000 GHz	1.000 MHz	9.38135 GHz	-47.16 dBm	-22.16 dB
10.000 GHz	14.000 GHz	1.000 MHz	13.99925 GHz	-46.22 dBm	-21.22 dB
14.000 GHz	18.000 GHz	1.000 MHz	16.41095 GHz	-43.77 dBm	-18.77 dB
18.000 GHz	27.000 GHz	1.000 MHz	19.78765 GHz	-43.79 dBm	-18.79 dB

Date: 3.JAN.2018 17:14:51

Middle Channel / 16QAM

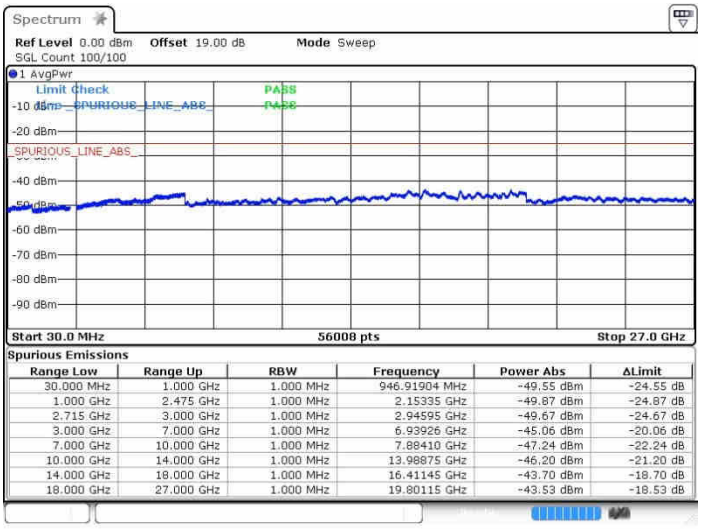

Spurious Emissions

Range Low	Range Up	RBW	Frequency	Power Abs	ΔLimit
30.000 MHz	1.000 GHz	1.000 MHz	946.91904 MHz	-49.55 dBm	-24.55 dB
1.000 GHz	2.475 GHz	1.000 MHz	2.15335 GHz	-49.87 dBm	-24.87 dB
2.715 GHz	3.000 GHz	1.000 MHz	2.94595 GHz	-49.67 dBm	-24.67 dB
3.000 GHz	7.000 GHz	1.000 MHz	6.93926 GHz	-45.06 dBm	-20.06 dB
7.000 GHz	10.000 GHz	1.000 MHz	7.88410 GHz	-47.24 dBm	-22.24 dB
10.000 GHz	14.000 GHz	1.000 MHz	13.98875 GHz	-46.20 dBm	-21.20 dB
14.000 GHz	18.000 GHz	1.000 MHz	16.41145 GHz	-43.70 dBm	-18.70 dB
18.000 GHz	27.000 GHz	1.000 MHz	19.80115 GHz	-43.53 dBm	-18.53 dB

Date: 3.JAN.2018 17:15:59

Middle Channel / 64QAM

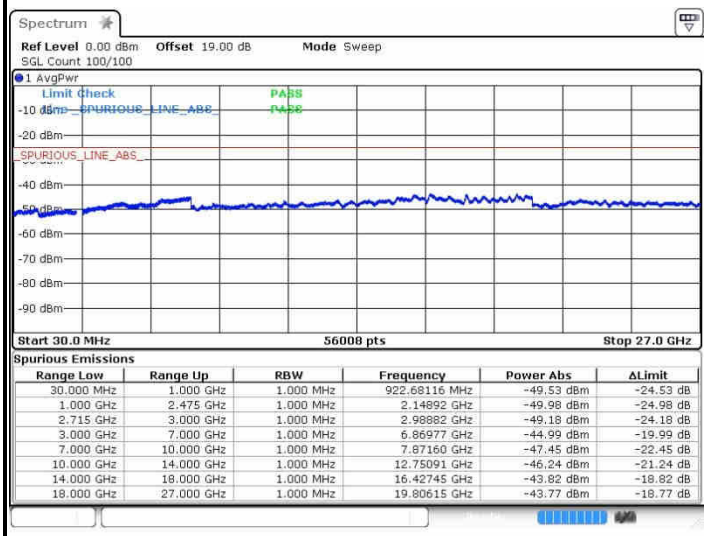

Spurious Emissions

Range Low	Range Up	RBW	Frequency	Power Abs	ΔLimit
30.000 MHz	1.000 GHz	1.000 MHz	922.68116 MHz	-49.53 dBm	-24.53 dB
1.000 GHz	2.475 GHz	1.000 MHz	2.14892 GHz	-49.98 dBm	-24.98 dB
2.715 GHz	3.000 GHz	1.000 MHz	2.98882 GHz	-49.18 dBm	-24.18 dB
3.000 GHz	7.000 GHz	1.000 MHz	6.86977 GHz	-44.99 dBm	-19.99 dB
7.000 GHz	10.000 GHz	1.000 MHz	7.87160 GHz	-47.45 dBm	-22.45 dB
10.000 GHz	14.000 GHz	1.000 MHz	12.75091 GHz	-46.24 dBm	-21.24 dB
14.000 GHz	18.000 GHz	1.000 MHz	16.42745 GHz	-43.82 dBm	-18.82 dB
18.000 GHz	27.000 GHz	1.000 MHz	19.80615 GHz	-43.77 dBm	-18.77 dB

Date: 3.JAN.2018 17:17:08

LTE Band 41 / 20MHz+15MHz

Highest Channel / Q

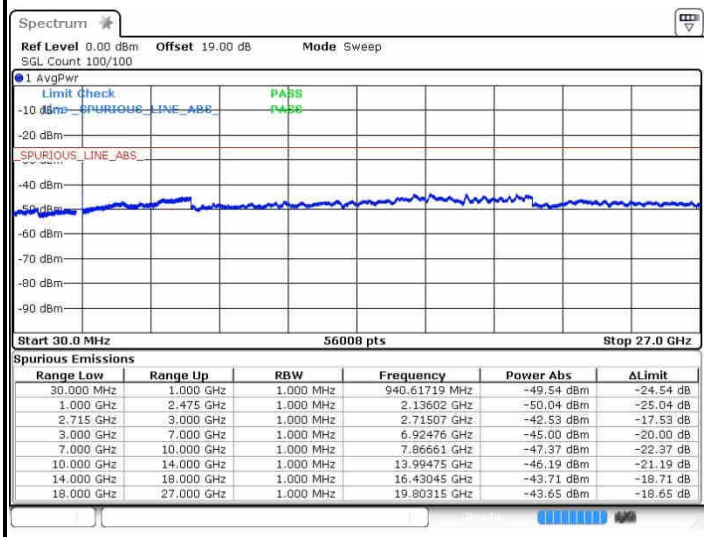

Spurious Emissions

Range Low	Range Up	RBW	Frequency	Power Abs	ΔLimit
30.000 MHz	1.000 GHz	1.000 MHz	940.61719 MHz	-49.54 dBm	-24.54 dB
1.000 GHz	2.475 GHz	1.000 MHz	2.13602 GHz	-50.04 dBm	-25.04 dB
2.715 GHz	3.000 GHz	1.000 MHz	2.71507 GHz	-42.53 dBm	-17.53 dB
3.000 GHz	7.000 GHz	1.000 MHz	6.92476 GHz	-45.00 dBm	-20.00 dB
7.000 GHz	10.000 GHz	1.000 MHz	7.86661 GHz	-47.37 dBm	-22.37 dB
10.000 GHz	14.000 GHz	1.000 MHz	13.99475 GHz	-46.19 dBm	-21.19 dB
14.000 GHz	18.000 GHz	1.000 MHz	16.43045 GHz	-43.71 dBm	-18.71 dB
18.000 GHz	27.000 GHz	1.000 MHz	19.80315 GHz	-43.65 dBm	-18.65 dB

Date: 3.JAN.2018 17:43:54

Highest Channel / 16QAM

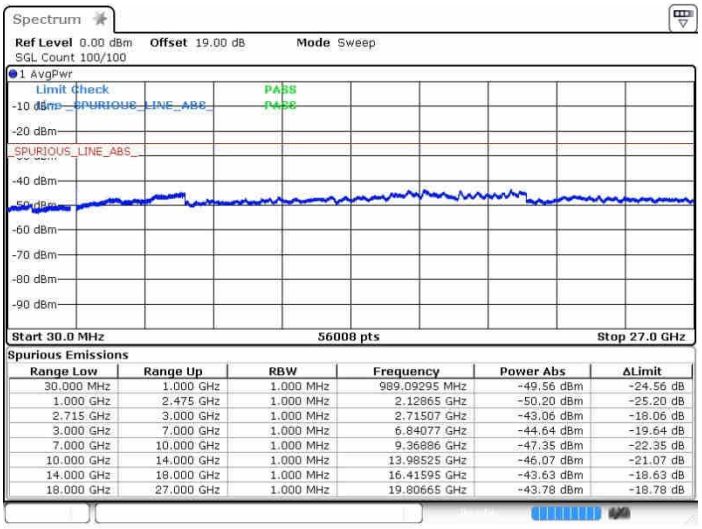

Spurious Emissions

Range Low	Range Up	RBW	Frequency	Power Abs	ΔLimit
30.000 MHz	1.000 GHz	1.000 MHz	989.09295 MHz	-49.56 dBm	-24.56 dB
1.000 GHz	2.475 GHz	1.000 MHz	2.12865 GHz	-50.20 dBm	-25.20 dB
2.715 GHz	3.000 GHz	1.000 MHz	2.71507 GHz	-43.06 dBm	-18.06 dB
3.000 GHz	7.000 GHz	1.000 MHz	6.84077 GHz	-44.64 dBm	-19.64 dB
7.000 GHz	10.000 GHz	1.000 MHz	9.36886 GHz	-47.35 dBm	-22.35 dB
10.000 GHz	14.000 GHz	1.000 MHz	13.98525 GHz	-46.07 dBm	-21.07 dB
14.000 GHz	18.000 GHz	1.000 MHz	16.41595 GHz	-43.63 dBm	-18.63 dB
18.000 GHz	27.000 GHz	1.000 MHz	19.80665 GHz	-43.78 dBm	-18.78 dB

Date: 3.JAN.2018 17:42:52

Highest Channel / 64QAM

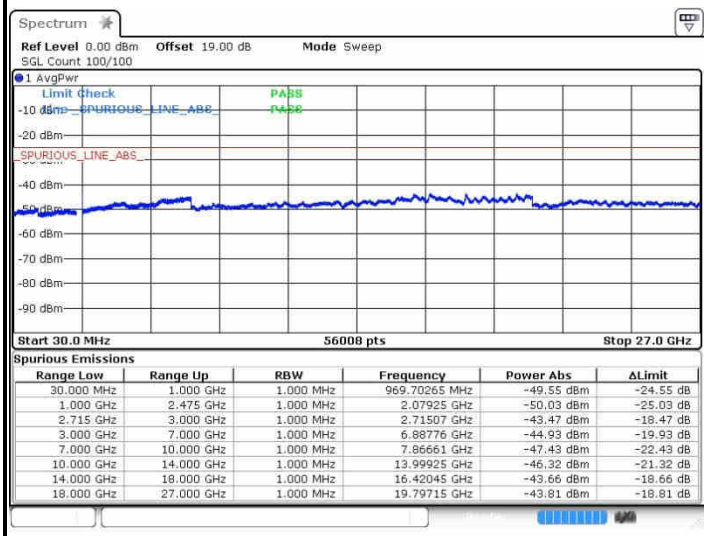

Spurious Emissions

Range Low	Range Up	RBW	Frequency	Power Abs	ΔLimit
30.000 MHz	1.000 GHz	1.000 MHz	969.70265 MHz	-49.55 dBm	-24.55 dB
1.000 GHz	2.475 GHz	1.000 MHz	2.07925 GHz	-50.03 dBm	-25.03 dB
2.715 GHz	3.000 GHz	1.000 MHz	2.71507 GHz	-43.47 dBm	-18.47 dB
3.000 GHz	7.000 GHz	1.000 MHz	6.88776 GHz	-44.93 dBm	-19.93 dB
7.000 GHz	10.000 GHz	1.000 MHz	7.86661 GHz	-47.43 dBm	-22.43 dB
10.000 GHz	14.000 GHz	1.000 MHz	13.99925 GHz	-46.32 dBm	-21.32 dB
14.000 GHz	18.000 GHz	1.000 MHz	16.42045 GHz	-43.66 dBm	-18.66 dB
18.000 GHz	27.000 GHz	1.000 MHz	19.79715 GHz	-43.81 dBm	-18.81 dB

Date: 3.JAN.2018 17:41:13

LTE Band 41 / 20MHz+20MHz

Lowest Channel / Q

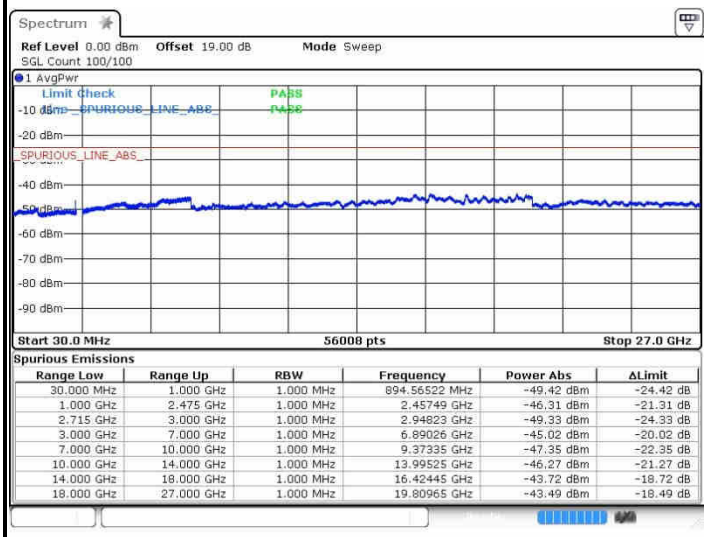

Spurious Emissions

Range Low	Range Up	RBW	Frequency	Power Abs	ΔLimit
30.000 MHz	1.000 GHz	1.000 MHz	894.56522 MHz	-49.42 dBm	-24.42 dB
1.000 GHz	2.475 GHz	1.000 MHz	2.45749 GHz	-46.31 dBm	-21.31 dB
2.715 GHz	3.000 GHz	1.000 MHz	2.94823 GHz	-49.33 dBm	-24.33 dB
3.000 GHz	7.000 GHz	1.000 MHz	6.89026 GHz	-45.02 dBm	-20.02 dB
7.000 GHz	10.000 GHz	1.000 MHz	9.37335 GHz	-47.35 dBm	-22.35 dB
10.000 GHz	14.000 GHz	1.000 MHz	13.99525 GHz	-46.27 dBm	-21.27 dB
14.000 GHz	18.000 GHz	1.000 MHz	16.42445 GHz	-43.72 dBm	-18.72 dB
18.000 GHz	27.000 GHz	1.000 MHz	19.80965 GHz	-43.49 dBm	-18.49 dB

Date: 3.JAN.2018 16:41:38

Lowest Channel / 16QAM

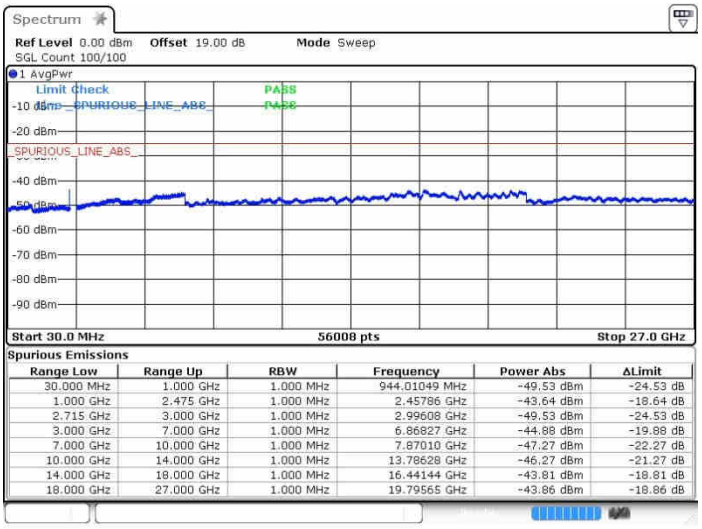

Spurious Emissions

Range Low	Range Up	RBW	Frequency	Power Abs	ΔLimit
30.000 MHz	1.000 GHz	1.000 MHz	944.01049 MHz	-49.53 dBm	-24.53 dB
1.000 GHz	2.475 GHz	1.000 MHz	2.45786 GHz	-43.64 dBm	-18.64 dB
2.715 GHz	3.000 GHz	1.000 MHz	2.99608 GHz	-49.53 dBm	-24.53 dB
3.000 GHz	7.000 GHz	1.000 MHz	6.86827 GHz	-44.88 dBm	-19.88 dB
7.000 GHz	10.000 GHz	1.000 MHz	7.87010 GHz	-47.27 dBm	-22.27 dB
10.000 GHz	14.000 GHz	1.000 MHz	13.78628 GHz	-46.27 dBm	-21.27 dB
14.000 GHz	18.000 GHz	1.000 MHz	16.44144 GHz	-43.81 dBm	-18.81 dB
18.000 GHz	27.000 GHz	1.000 MHz	19.79565 GHz	-43.86 dBm	-18.86 dB

Date: 3.JAN.2018 16:42:41

Lowest Channel / 64QAM

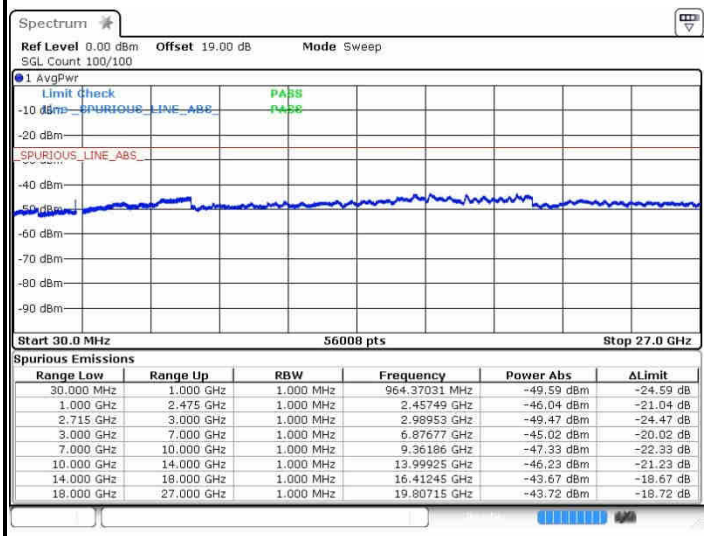

Spurious Emissions

Range Low	Range Up	RBW	Frequency	Power Abs	ΔLimit
30.000 MHz	1.000 GHz	1.000 MHz	964.37031 MHz	-49.59 dBm	-24.59 dB
1.000 GHz	2.475 GHz	1.000 MHz	2.45749 GHz	-46.04 dBm	-21.04 dB
2.715 GHz	3.000 GHz	1.000 MHz	2.98953 GHz	-49.47 dBm	-24.47 dB
3.000 GHz	7.000 GHz	1.000 MHz	6.87677 GHz	-45.02 dBm	-20.02 dB
7.000 GHz	10.000 GHz	1.000 MHz	9.36186 GHz	-47.33 dBm	-22.33 dB
10.000 GHz	14.000 GHz	1.000 MHz	13.99925 GHz	-46.23 dBm	-21.23 dB
14.000 GHz	18.000 GHz	1.000 MHz	16.41245 GHz	-43.67 dBm	-18.67 dB
18.000 GHz	27.000 GHz	1.000 MHz	19.80715 GHz	-43.72 dBm	-18.72 dB

Date: 3.JAN.2018 16:44:13

LTE Band 41 / 20MHz+20MHz

Middle Channel / Q

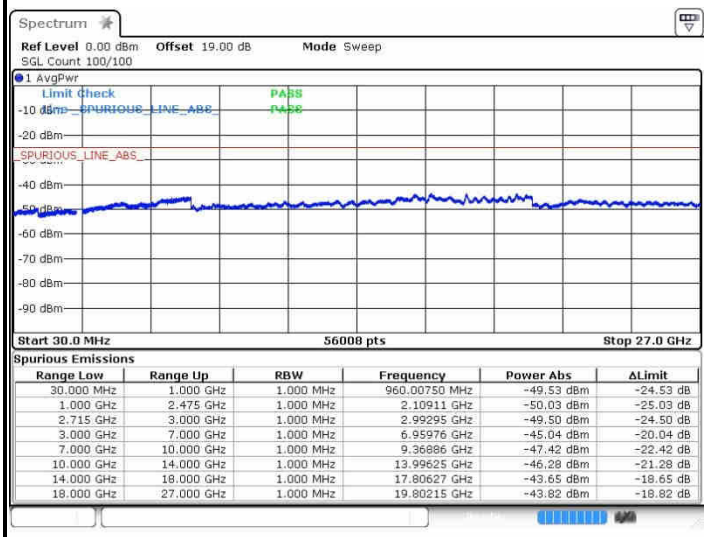

Spurious Emissions

Range Low	Range Up	RBW	Frequency	Power Abs	ΔLimit
30.000 MHz	1.000 GHz	1.000 MHz	960.00750 MHz	-49.53 dBm	-24.53 dB
1.000 GHz	2.475 GHz	1.000 MHz	2.10911 GHz	-50.03 dBm	-25.03 dB
2.715 GHz	3.000 GHz	1.000 MHz	2.99295 GHz	-49.50 dBm	-24.50 dB
3.000 GHz	7.000 GHz	1.000 MHz	6.95976 GHz	-45.04 dBm	-20.04 dB
7.000 GHz	10.000 GHz	1.000 MHz	9.36886 GHz	-47.42 dBm	-22.42 dB
10.000 GHz	14.000 GHz	1.000 MHz	13.99625 GHz	-46.28 dBm	-21.28 dB
14.000 GHz	18.000 GHz	1.000 MHz	17.80627 GHz	-43.65 dBm	-18.65 dB
18.000 GHz	27.000 GHz	1.000 MHz	19.80215 GHz	-43.82 dBm	-18.82 dB

Date: 3.JAN.2018 16:48:34

Middle Channel / 16QAM

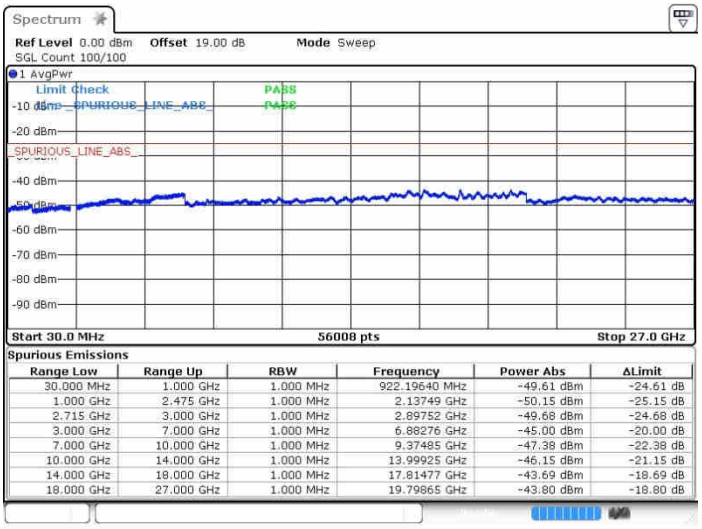

Spurious Emissions

Range Low	Range Up	RBW	Frequency	Power Abs	ΔLimit
30.000 MHz	1.000 GHz	1.000 MHz	922.19640 MHz	-49.61 dBm	-24.61 dB
1.000 GHz	2.475 GHz	1.000 MHz	2.13749 GHz	-50.15 dBm	-25.15 dB
2.715 GHz	3.000 GHz	1.000 MHz	2.89752 GHz	-49.68 dBm	-24.68 dB
3.000 GHz	7.000 GHz	1.000 MHz	6.88276 GHz	-45.00 dBm	-20.00 dB
7.000 GHz	10.000 GHz	1.000 MHz	9.37485 GHz	-47.38 dBm	-22.38 dB
10.000 GHz	14.000 GHz	1.000 MHz	13.99925 GHz	-46.15 dBm	-21.15 dB
14.000 GHz	18.000 GHz	1.000 MHz	17.81477 GHz	-43.69 dBm	-18.69 dB
18.000 GHz	27.000 GHz	1.000 MHz	19.79865 GHz	-43.80 dBm	-18.80 dB

Date: 3.JAN.2018 16:46:59

Middle Channel / 64QAM

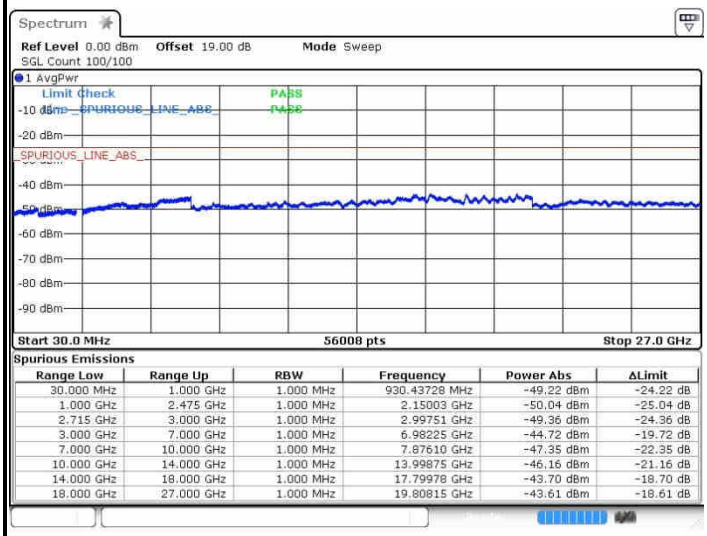

Spurious Emissions

Range Low	Range Up	RBW	Frequency	Power Abs	ΔLimit
30.000 MHz	1.000 GHz	1.000 MHz	930.43728 MHz	-49.22 dBm	-24.22 dB
1.000 GHz	2.475 GHz	1.000 MHz	2.15003 GHz	-50.04 dBm	-25.04 dB
2.715 GHz	3.000 GHz	1.000 MHz	2.99751 GHz	-49.36 dBm	-24.36 dB
3.000 GHz	7.000 GHz	1.000 MHz	6.98225 GHz	-44.72 dBm	-19.72 dB
7.000 GHz	10.000 GHz	1.000 MHz	7.87610 GHz	-47.35 dBm	-22.35 dB
10.000 GHz	14.000 GHz	1.000 MHz	13.99875 GHz	-46.16 dBm	-21.16 dB
14.000 GHz	18.000 GHz	1.000 MHz	17.79978 GHz	-43.70 dBm	-18.70 dB
18.000 GHz	27.000 GHz	1.000 MHz	19.80815 GHz	-43.61 dBm	-18.61 dB

Date: 3.JAN.2018 16:46:01

LTE Band 41 / 20MHz+20MHz

Highest Channel / Q

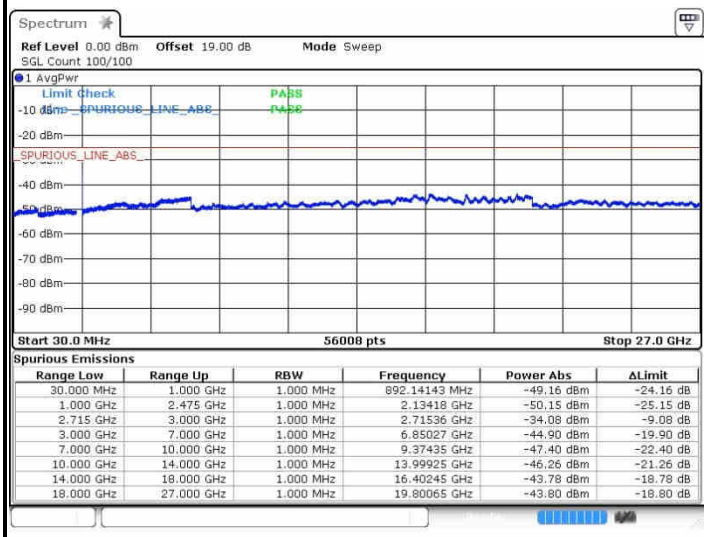

Spurious Emissions

Range Low	Range Up	RBW	Frequency	Power Abs	ΔLimit
30.000 MHz	1.000 GHz	1.000 MHz	892.14143 MHz	-49.16 dBm	-24.16 dB
1.000 GHz	2.475 GHz	1.000 MHz	2.13418 GHz	-50.15 dBm	-25.15 dB
2.715 GHz	3.000 GHz	1.000 MHz	2.71536 GHz	-34.08 dBm	-9.08 dB
3.000 GHz	7.000 GHz	1.000 MHz	6.85027 GHz	-44.90 dBm	-19.90 dB
7.000 GHz	10.000 GHz	1.000 MHz	9.37435 GHz	-47.40 dBm	-22.40 dB
10.000 GHz	14.000 GHz	1.000 MHz	13.99925 GHz	-46.26 dBm	-21.26 dB
14.000 GHz	18.000 GHz	1.000 MHz	16.40245 GHz	-43.78 dBm	-18.78 dB
18.000 GHz	27.000 GHz	1.000 MHz	19.80065 GHz	-43.80 dBm	-18.80 dB

Date: 3.JAN.2018 16:57:50

Highest Channel / 16QAM

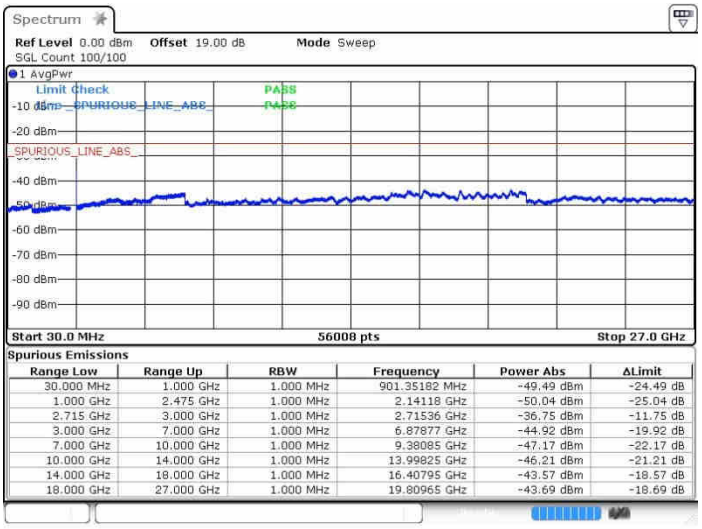

Spurious Emissions

Range Low	Range Up	RBW	Frequency	Power Abs	ΔLimit
30.000 MHz	1.000 GHz	1.000 MHz	901.35182 MHz	-49.49 dBm	-24.49 dB
1.000 GHz	2.475 GHz	1.000 MHz	2.14118 GHz	-50.04 dBm	-25.04 dB
2.715 GHz	3.000 GHz	1.000 MHz	2.71536 GHz	-36.75 dBm	-11.75 dB
3.000 GHz	7.000 GHz	1.000 MHz	6.87877 GHz	-44.92 dBm	-19.92 dB
7.000 GHz	10.000 GHz	1.000 MHz	9.38085 GHz	-47.17 dBm	-22.17 dB
10.000 GHz	14.000 GHz	1.000 MHz	13.99825 GHz	-46.21 dBm	-21.21 dB
14.000 GHz	18.000 GHz	1.000 MHz	16.40795 GHz	-43.57 dBm	-18.57 dB
18.000 GHz	27.000 GHz	1.000 MHz	19.80965 GHz	-43.69 dBm	-18.69 dB

Date: 3.JAN.2018 16:58:57

Highest Channel / 64QAM

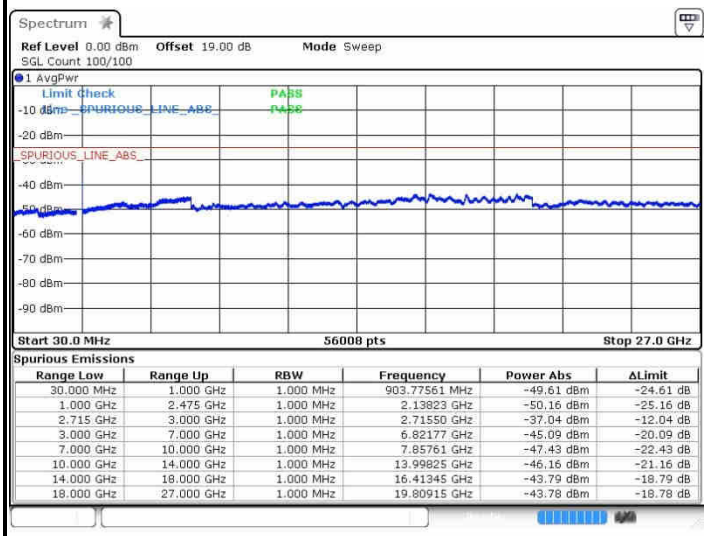

Spurious Emissions

Range Low	Range Up	RBW	Frequency	Power Abs	ΔLimit
30.000 MHz	1.000 GHz	1.000 MHz	903.77561 MHz	-49.61 dBm	-24.61 dB
1.000 GHz	2.475 GHz	1.000 MHz	2.13823 GHz	-50.16 dBm	-25.16 dB
2.715 GHz	3.000 GHz	1.000 MHz	2.71550 GHz	-37.04 dBm	-12.04 dB
3.000 GHz	7.000 GHz	1.000 MHz	6.82177 GHz	-45.09 dBm	-20.09 dB
7.000 GHz	10.000 GHz	1.000 MHz	7.85761 GHz	-47.43 dBm	-22.43 dB
10.000 GHz	14.000 GHz	1.000 MHz	13.99825 GHz	-46.16 dBm	-21.16 dB
14.000 GHz	18.000 GHz	1.000 MHz	16.41345 GHz	-43.79 dBm	-18.79 dB
18.000 GHz	27.000 GHz	1.000 MHz	19.80915 GHz	-43.78 dBm	-18.78 dB

Date: 3.JAN.2018 17:00:08

Frequency Stability

Test Conditions		LTE Band 2 (QPSK) / Middle Channel	Limit
Temperature (°C)	Voltage (Volt)	BW 10MHz	Note 2.
		Deviation (ppm)	Result
50	Normal Voltage	0.0011	PASS
40	Normal Voltage	0.0014	
30	Normal Voltage	0.0004	
20(Ref.)	Normal Voltage	0.0000	
10	Normal Voltage	0.0003	
0	Normal Voltage	0.0002	
-10	Normal Voltage	0.0009	
-20	Normal Voltage	0.0013	
-30	Normal Voltage	0.0003	
20	Maximum Voltage	0.0001	
20	Normal Voltage	0.0000	
20	Battery End Point	0.0001	

Note:

1. Normal Voltage =3.8 V.；Battery End Point (BEP) =3.6 V.；Maximum Voltage =4.4 V.
2. Note: The frequency fundamental emissions stay within the authorized frequency block.

Test Conditions		LTE Band 4 (QPSK) / Middle Channel	Limit
Temperature (°C)	Voltage (Volt)	BW 10MHz	Note 2.
		Deviation (ppm)	Result
50	Normal Voltage	0.0021	PASS
40	Normal Voltage	0.0013	
30	Normal Voltage	0.0019	
20(Ref.)	Normal Voltage	0.0000	
10	Normal Voltage	0.0010	
0	Normal Voltage	0.0013	
-10	Normal Voltage	0.0013	
-20	Normal Voltage	0.0011	
-30	Normal Voltage	0.0016	
20	Maximum Voltage	0.0005	
20	Normal Voltage	0.0000	
20	Battery End Point	0.0003	

Note:

1. Normal Voltage =3.8 V.；Battery End Point (BEP) =3.6 V.；Maximum Voltage =4.4 V.
2. Note: The frequency fundamental emissions stay within the authorized frequency block.

Test Conditions		LTE Band 5 (QPSK) / Middle Channel	Limit
Temperature (°C)	Voltage (Volt)	BW 10MHz	2.5ppm
		Deviation (ppm)	Result
50	Normal Voltage	0.0023	PASS
40	Normal Voltage	0.0017	
30	Normal Voltage	0.0012	
20(Ref.)	Normal Voltage	0.0000	
10	Normal Voltage	0.0002	
0	Normal Voltage	0.0026	
-10	Normal Voltage	0.0005	
-20	Normal Voltage	0.0012	
-30	Normal Voltage	0.0019	
20	Maximum Voltage	0.0002	
20	Normal Voltage	0.0000	
20	Battery End Point	0.0002	

Note:

1. Normal Voltage =3.8 V.；Battery End Point (BEP) =3.6 V.；Maximum Voltage =4.4 V.
2. Note: The frequency fundamental emissions stay within the authorized frequency block.

Test Conditions		LTE Band 7 (QPSK) / Middle Channel	Limit
Temperature (°C)	Voltage (Volt)	BW 10MHz	Note 2.
		Deviation (ppm)	Result
50	Normal Voltage	0.0004	PASS
40	Normal Voltage	0.0008	
30	Normal Voltage	0.0005	
20(Ref.)	Normal Voltage	0.0000	
10	Normal Voltage	0.0003	
0	Normal Voltage	0.0009	
-10	Normal Voltage	0.0002	
-20	Normal Voltage	0.0002	
-30	Normal Voltage	0.0006	
20	Maximum Voltage	0.0006	
20	Normal Voltage	0.0000	
20	Battery End Point	0.0003	

Note:

1. Normal Voltage =3.8 V.；Battery End Point (BEP) =3.6 V.；Maximum Voltage =4.4 V.
2. Note: The frequency fundamental emissions stay within the authorized frequency block.

Test Conditions		LTE Band 12 (QPSK) / Middle Channel	Limit
Temperature (°C)	Voltage (Volt)	BW 10MHz	Note 2.
		Deviation (ppm)	Result
50	Normal Voltage	0.0008	PASS
40	Normal Voltage	0.0006	
30	Normal Voltage	0.0021	
20(Ref.)	Normal Voltage	0.0000	
10	Normal Voltage	0.0006	
0	Normal Voltage	0.0007	
-10	Normal Voltage	0.0013	
-20	Normal Voltage	0.0018	
-30	Normal Voltage	0.0006	
20	Maximum Voltage	0.0000	
20	Normal Voltage	0.0000	
20	Battery End Point	0.0006	

Note:

1. Normal Voltage =3.8 V.；Battery End Point (BEP) =3.6 V.；Maximum Voltage =4.4 V.
2. Note: The frequency fundamental emissions stay within the authorized frequency block.

Test Conditions		LTE Band 13 (QPSK) / Middle Channel	Limit
Temperature (°C)	Voltage (Volt)	BW 10MHz	Note 2.
		Deviation (ppm)	Result
50	Normal Voltage	0.0018	PASS
40	Normal Voltage	0.0024	
30	Normal Voltage	0.0019	
20(Ref.)	Normal Voltage	0.0000	
10	Normal Voltage	0.0003	
0	Normal Voltage	0.0001	
-10	Normal Voltage	0.0000	
-20	Normal Voltage	0.0005	
-30	Normal Voltage	0.0000	
20	Maximum Voltage	0.0009	
20	Normal Voltage	0.0000	
20	Battery End Point	0.0004	

Note:

1. Normal Voltage =3.8 V.；Battery End Point (BEP) =3.6 V.；Maximum Voltage =4.4 V.
2. Note: The frequency fundamental emissions stay within the authorized frequency block.

Test Conditions		LTE Band 17 (QPSK) / Middle Channel	Limit
Temperature (°C)	Voltage (Volt)	BW 10MHz	Note 2.
		Deviation (ppm)	Result
50	Normal Voltage	0.0000	PASS
40	Normal Voltage	0.0028	
30	Normal Voltage	0.0011	
20(Ref.)	Normal Voltage	0.0000	
10	Normal Voltage	0.0003	
0	Normal Voltage	0.0003	
-10	Normal Voltage	0.0014	
-20	Normal Voltage	0.0001	
-30	Normal Voltage	0.0004	
20	Maximum Voltage	0.0015	
20	Normal Voltage	0.0000	
20	Battery End Point	0.0007	

Note:

3. Normal Voltage =3.8 V.；Battery End Point (BEP) =3.6 V.；Maximum Voltage =4.4 V.

4. Note: The frequency fundamental emissions stay within the authorized frequency block.

Test Conditions		LTE Band 25 (QPSK) / Middle Channel	Limit
Temperature (°C)	Voltage (Volt)	BW 10MHz	Note 2.
		Deviation (ppm)	Result
50	Normal Voltage	0.0002	PASS
40	Normal Voltage	0.0001	
30	Normal Voltage	0.0007	
20(Ref.)	Normal Voltage	0.0000	
10	Normal Voltage	0.0007	
0	Normal Voltage	0.0006	
-10	Normal Voltage	0.0010	
-20	Normal Voltage	0.0007	
-30	Normal Voltage	0.0008	
20	Maximum Voltage	0.0002	
20	Normal Voltage	0.0000	
20	Battery End Point	0.0006	

Note:

1. Normal Voltage =3.8 V.；Battery End Point (BEP) =3.6 V.；Maximum Voltage =4.4 V.
2. Note: The frequency fundamental emissions stay within the authorized frequency block.

Test Conditions		LTE Band 26 (QPSK) / Middle Channel	Limit
Temperature (°C)	Voltage (Volt)	BW 10MHz	2.5ppm
		Deviation (ppm)	Result
50	Normal Voltage	0.0000	PASS
40	Normal Voltage	0.0004	
30	Normal Voltage	0.0002	
20(Ref.)	Normal Voltage	0.0000	
10	Normal Voltage	0.0031	
0	Normal Voltage	0.0008	
-10	Normal Voltage	0.0016	
-20	Normal Voltage	0.0011	
-30	Normal Voltage	0.0034	
20	Maximum Voltage	0.0005	
20	Normal Voltage	0.0000	
20	Battery End Point	0.0004	

Note:

1. Normal Voltage =3.8 V.；Battery End Point (BEP) =3.6 V.；Maximum Voltage =4.4 V.
2. Note: The frequency fundamental emissions stay within the authorized frequency block.

Test Conditions		LTE Band 38 (QPSK) / Middle Channel	Limit
Temperature (°C)	Voltage (Volt)	BW 10MHz	Note 2.
		Deviation (ppm)	Result
50	Normal Voltage	0.0000	PASS
40	Normal Voltage	0.0002	
30	Normal Voltage	0.0001	
20(Ref.)	Normal Voltage	0.0000	
10	Normal Voltage	0.0001	
0	Normal Voltage	0.0004	
-10	Normal Voltage	0.0006	
-20	Normal Voltage	0.0005	
-30	Normal Voltage	0.0004	
20	Maximum Voltage	0.0000	
20	Normal Voltage	0.0000	
20	Battery End Point	0.0002	

Note:

1. Normal Voltage =3.8 V.；Battery End Point (BEP) =3.6 V.；Maximum Voltage =4.4 V.
2. Note: The frequency fundamental emissions stay within the authorized frequency block.

Test Conditions		LTE Band 41 (QPSK) / Middle Channel	Limit
Temperature (°C)	Voltage (Volt)	BW 10MHz	Note 2.
		Deviation (ppm)	Result
50	Normal Voltage	0.0011	PASS
40	Normal Voltage	0.0008	
30	Normal Voltage	0.0002	
20(Ref.)	Normal Voltage	0.0000	
10	Normal Voltage	0.0007	
0	Normal Voltage	0.0003	
-10	Normal Voltage	0.0005	
-20	Normal Voltage	0.0005	
-30	Normal Voltage	0.0008	
20	Maximum Voltage	0.0010	
20	Normal Voltage	0.0000	
20	Battery End Point	0.0007	

Note:

1. Normal Voltage =3.8 V.；Battery End Point (BEP) =3.6 V.；Maximum Voltage =4.4 V.
2. Note: The frequency fundamental emissions stay within the authorized frequency block.

Test Conditions		LTE Band 66 (QPSK) / Middle Channel	Limit
Temperature (°C)	Voltage (Volt)	BW 10MHz	Note 2.
		Deviation (ppm)	Result
50	Normal Voltage	0.0008	PASS
40	Normal Voltage	0.0046	
30	Normal Voltage	0.0013	
20(Ref.)	Normal Voltage	0.0000	
10	Normal Voltage	0.0006	
0	Normal Voltage	0.0040	
-10	Normal Voltage	0.0005	
-20	Normal Voltage	0.0001	
-30	Normal Voltage	0.0007	
20	Maximum Voltage	0.0006	
20	Normal Voltage	0.0000	
20	Battery End Point	0.0004	

Note:

1. Normal Voltage =3.8 V.；Battery End Point (BEP) =3.6 V.；Maximum Voltage =4.4 V.
2. Note: The frequency fundamental emissions stay within the authorized frequency block.

Band 41 CA

Test Conditions		LTE Band 41 (QPSK) / Middle Channel	Limit
Temperature (°C)	Voltage (Volt)	BW 20+20MHz	Note 2.
		Deviation (ppm)	Result
50	Normal Voltage	0.01	PASS
40	Normal Voltage	0.02	
30	Normal Voltage	0.00	
20(Ref.)	Normal Voltage	0.01	
10	Normal Voltage	0.01	
0	Normal Voltage	0.03	
-10	Normal Voltage	0.00	
-20	Normal Voltage	0.01	
-30	Normal Voltage	0.02	
20	Maximum Voltage	0.01	
20	Normal Voltage	0.01	
20	Battery End Point	0.00	

Note:

1. Normal Voltage =3.8 V.；Battery End Point (BEP) =3.6 V.；Maximum Voltage =4.4 V.
2. Note: The frequency fundamental emissions stay within the authorized frequency block.

Appendix B. Test Results of Radiated Test

Radiated Spurious Emission

LTE Band 2 / 1.4MHz / QPSK									
Channel	Frequency (MHz)	EIRP (dBm)	Limit (dBm)	Over Limit (dB)	SPA Reading (dBm)	S.G. Power (dBm)	TX Cable loss (dB)	TX Antenna Gain (dBi)	Polarization (H/V)
Lowest	3700.32	-56.84	-13	-43.84	-70.46	-64.57	4.87	12.60	H
	5550.48	-56.95	-13	-43.95	-73.55	-62.93	7.12	13.10	H
	7400.64	-56.17	-13	-43.17	-76.15	-59.88	7.59	11.30	H
	3700.32	-56.18	-13	-43.18	-70.51	-63.91	4.87	12.6	V
	5550.48	-57.46	-13	-44.46	-73.99	-63.44	7.12	13.1	V
	7400.64	-59.16	-13	-46.16	-78.8	-62.87	7.59	11.3	V
Middle	3758.92	-58.80	-13	-45.80	-72.42	-66.40	5	12.60	H
	5638.38	-56.68	-13	-43.68	-73.28	-62.48	7.3	13.10	H
	7517.84	-57.57	-13	-44.57	-77.55	-61.14	7.73	11.30	H
	3758.92	-57.81	-13	-44.81	-72.14	-65.41	5	12.6	V
	5638.38	-56.12	-13	-43.12	-72.65	-61.92	7.3	13.1	V
	7517.84	-59.25	-13	-46.25	-78.89	-62.82	7.73	11.3	V
Highest	3817.52	-56.67	-13	-43.67	-70.29	-63.91	5.36	12.60	H
	5726.28	-57.08	-13	-44.08	-73.68	-62.66	7.52	13.10	H
	7635.04	-58.39	-13	-45.39	-78.37	-61.84	7.85	11.30	H
	3817.52	-55.38	-13	-42.38	-69.71	-62.62	5.36	12.6	V
	5726.28	-57.40	-13	-44.40	-73.93	-62.98	7.52	13.1	V
	7635.04	-58.92	-13	-45.92	-78.56	-62.37	7.85	11.3	V

Remark: Spurious emissions within 30-1000MHz were found more than 20dB below limit line.

LTE Band 2 / 3MHz / QPSK									
Channel	Frequency (MHz)	EIRP (dBm)	Limit (dBm)	Over Limit (dB)	SPA Reading (dBm)	S.G. Power (dBm)	TX Cable loss (dB)	TX Antenna Gain (dBi)	Polarization (H/V)
Lowest	3700.48	-56.86	-13	-43.86	-70.48	-64.59	4.87	12.60	H
	5550.72	-57.11	-13	-44.11	-73.71	-63.09	7.12	13.10	H
	7400.96	-56.49	-13	-43.49	-76.47	-60.20	7.59	11.30	H
	3700.48	-56.54	-13	-43.54	-70.87	-64.27	4.87	12.6	V
	5550.72	-57.44	-13	-44.44	-73.97	-63.42	7.12	13.1	V
	7400.96	-59.46	-13	-46.46	-79.1	-63.17	7.59	11.3	V
Middle	3757.48	-59.32	-13	-46.32	-72.94	-66.92	5	12.60	H
	5636.22	-56.91	-13	-43.91	-73.51	-62.71	7.3	13.10	H
	7514.96	-57.28	-13	-44.28	-77.26	-60.85	7.73	11.30	H
	3757.48	-57.94	-13	-44.94	-72.27	-65.54	5	12.6	V
	5636.22	-56.19	-13	-43.19	-72.72	-61.99	7.3	13.1	V
	7514.96	-59.37	-13	-46.37	-79.01	-62.94	7.73	11.3	V
Highest	3814.48	-56.70	-13	-43.70	-70.32	-63.94	5.36	12.60	H
	5721.72	-56.71	-13	-43.71	-73.31	-62.29	7.52	13.10	H
	7628.96	-58.09	-13	-45.09	-78.07	-61.54	7.85	11.30	H
	3814.48	-55.39	-13	-42.39	-69.72	-62.63	5.36	12.6	V
	5721.72	-57.10	-13	-44.10	-73.63	-62.68	7.52	13.1	V
	7628.96	-59.21	-13	-46.21	-78.85	-62.66	7.85	11.3	V

Remark: Spurious emissions within 30-1000MHz were found more than 20dB below limit line.

LTE Band 2 / 5MHz / QPSK									
Channel	Frequency (MHz)	EIRP (dBm)	Limit (dBm)	Over Limit (dB)	SPA Reading (dBm)	S.G. Power (dBm)	TX Cable loss (dB)	TX Antenna Gain (dBi)	Polarization (H/V)
Lowest	3700.68	-57.08	-13	-44.08	-70.70	-64.81	4.87	12.60	H
	5551.02	-57.26	-13	-44.26	-73.86	-63.24	7.12	13.10	H
	7401.36	-56.68	-13	-43.68	-76.66	-60.39	7.59	11.30	H
	3700.68	-56.00	-13	-43.00	-70.33	-63.73	4.87	12.6	V
	5551.02	-57.64	-13	-44.64	-74.17	-63.62	7.12	13.1	V
	7401.36	-59.11	-13	-46.11	-78.75	-62.82	7.59	11.3	V
Middle	3755.68	-59.63	-13	-46.63	-73.25	-67.23	5	12.60	H
	5633.52	-57.12	-13	-44.12	-73.72	-62.92	7.3	13.10	H
	7511.36	-57.47	-13	-44.47	-77.45	-61.04	7.73	11.30	H
	3755.68	-58.75	-13	-45.75	-73.08	-66.35	5	12.6	V
	5633.52	-57.31	-13	-44.31	-73.84	-63.11	7.3	13.1	V
	7511.36	-58.74	-13	-45.74	-78.38	-62.31	7.73	11.3	V
Highest	3810.68	-56.67	-13	-43.67	-70.29	-63.91	5.36	12.60	H
	5716.02	-57.02	-13	-44.02	-73.62	-62.60	7.52	13.10	H
	7621.36	-58.36	-13	-45.36	-78.34	-61.81	7.85	11.30	H
	3810.68	-55.91	-13	-42.91	-70.24	-63.15	5.36	12.6	V
	5716.02	-57.30	-13	-44.30	-73.83	-62.88	7.52	13.1	V
	7621.36	-59.19	-13	-46.19	-78.83	-62.64	7.85	11.3	V

Remark: Spurious emissions within 30-1000MHz were found more than 20dB below limit line.

LTE Band 2 / 10MHz / QPSK									
Channel	Frequency (MHz)	EIRP (dBm)	Limit (dBm)	Over Limit (dB)	SPA Reading (dBm)	S.G. Power (dBm)	TX Cable loss (dB)	TX Antenna Gain (dBi)	Polarization (H/V)
Lowest	3701.18	-57.58	-13	-44.58	-71.20	-65.31	4.87	12.60	H
	5551.77	-57.48	-13	-44.48	-74.08	-63.46	7.12	13.10	H
	7402.36	-56.32	-13	-43.32	-76.30	-60.03	7.59	11.30	H
	3701.18	-58.96	-13	-45.96	-73.29	-66.69	4.87	12.6	V
	5551.77	-58.61	-13	-45.61	-75.14	-64.59	7.12	13.1	V
	7402.36	-59.56	-13	-46.56	-79.2	-63.27	7.59	11.3	V
Middle	3751.18	-60.06	-13	-47.06	-73.68	-67.66	5	12.60	H
	5626.77	-58.25	-13	-45.25	-74.85	-64.05	7.3	13.10	H
	7502	-57.47	-13	-44.47	-77.45	-61.04	7.73	11.30	H
	3751.18	-58.84	-13	-45.84	-73.17	-66.44	5	12.6	V
	5626.77	-57.77	-13	-44.77	-74.3	-63.57	7.3	13.1	V
	7502	-59.40	-13	-46.40	-79.04	-62.97	7.73	11.3	V
Highest	3801.18	-57.57	-13	-44.57	-71.19	-64.81	5.36	12.60	H
	5701.77	-58.28	-13	-45.28	-74.88	-63.86	7.52	13.10	H
	7602.36	-58.46	-13	-45.46	-78.44	-61.91	7.85	11.30	H
	3801.18	-57.10	-13	-44.10	-71.43	-64.34	5.36	12.6	V
	5701.77	-57.67	-13	-44.67	-74.2	-63.25	7.52	13.1	V
	7602.36	-59.48	-13	-46.48	-79.12	-62.93	7.85	11.3	V

Remark: Spurious emissions within 30-1000MHz were found more than 20dB below limit line.

LTE Band 2 / 15MHz / QPSK									
Channel	Frequency (MHz)	EIRP (dBm)	Limit (dBm)	Over Limit (dB)	SPA Reading (dBm)	S.G. Power (dBm)	TX Cable loss (dB)	TX Antenna Gain (dBi)	Polarization (H/V)
Lowest	3701.68	-58.26	-13	-45.26	-71.88	-65.99	4.87	12.60	H
	5552.52	-58.51	-13	-45.51	-75.11	-64.49	7.12	13.10	H
	7403.36	-57.01	-13	-44.01	-76.99	-60.72	7.59	11.30	H
	3701.68	-58.81	-13	-45.81	-73.14	-66.54	4.87	12.6	V
	5552.52	-58.92	-13	-45.92	-75.45	-64.90	7.12	13.1	V
	7403.36	-59.68	-13	-46.68	-79.32	-63.39	7.59	11.3	V
Middle	3746.68	-60.00	-13	-47.00	-73.62	-67.60	5	12.60	H
	5620.02	-57.64	-13	-44.64	-74.24	-63.44	7.3	13.10	H
	7493.36	-58.58	-13	-45.58	-78.56	-62.15	7.73	11.30	H
	3746.68	-58.84	-13	-45.84	-73.17	-66.44	5	12.6	V
	5620.02	-57.89	-13	-44.89	-74.42	-63.69	7.3	13.1	V
	7493.36	-59.53	-13	-46.53	-79.17	-63.10	7.73	11.3	V
Highest	3791.68	-59.33	-13	-46.33	-72.95	-66.57	5.36	12.60	H
	5687.52	-58.41	-13	-45.41	-75.01	-63.99	7.52	13.10	H
	7583.36	-58.75	-13	-45.75	-78.73	-62.20	7.85	11.30	H
	3791.68	-57.26	-13	-44.26	-71.59	-64.50	5.36	12.6	V
	5687.52	-58.20	-13	-45.20	-74.73	-63.78	7.52	13.1	V
	7583.36	-59.57	-13	-46.57	-79.21	-63.02	7.85	11.3	V

Remark: Spurious emissions within 30-1000MHz were found more than 20dB below limit line.

LTE Band 2 / 20MHz / QPSK									
Channel	Frequency (MHz)	EIRP (dBm)	Limit (dBm)	Over Limit (dB)	SPA Reading (dBm)	S.G. Power (dBm)	TX Cable loss (dB)	TX Antenna Gain (dBi)	Polarization (H/V)
Lowest	3702.18	-57.79	-13	-44.79	-71.41	-65.52	4.87	12.60	H
	5553.27	-58.21	-13	-45.21	-74.81	-64.19	7.12	13.10	H
	7404.36	-57.33	-13	-44.33	-77.31	-61.04	7.59	11.30	H
	3702.18	-58.69	-13	-45.69	-73.02	-66.42	4.87	12.6	V
	5553.27	-58.36	-13	-45.36	-74.89	-64.34	7.12	13.1	V
	7404.36	-59.49	-13	-46.49	-79.13	-63.20	7.59	11.3	V
Middle	3742.18	-59.22	-13	-46.22	-72.84	-66.82	5	12.60	H
	5613.27	-57.99	-13	-44.99	-74.59	-63.79	7.3	13.10	H
	7484.36	-58.05	-13	-45.05	-78.03	-61.62	7.73	11.30	H
	3742.18	-56.84	-13	-43.84	-71.17	-64.44	5	12.6	V
	5613.27	-57.83	-13	-44.83	-74.36	-63.63	7.3	13.1	V
	7484.36	-59.32	-13	-46.32	-78.96	-62.89	7.73	11.3	V
Highest	3782.18	-58.30	-13	-45.30	-71.92	-65.54	5.36	12.60	H
	5673.27	-57.88	-13	-44.88	-74.48	-63.46	7.52	13.10	H
	7564.36	-58.35	-13	-45.35	-78.33	-61.80	7.85	11.30	H
	3782.18	-56.93	-13	-43.93	-71.26	-64.17	5.36	12.6	V
	5673.27	-57.94	-13	-44.94	-74.47	-63.52	7.52	13.1	V
	7564.36	-59.54	-13	-46.54	-79.18	-62.99	7.85	11.3	V

Remark: Spurious emissions within 30-1000MHz were found more than 20dB below limit line.

LTE Band 4 / 1.4MHz / QPSK									
Channel	Frequency (MHz)	EIRP (dBm)	Limit (dBm)	Over Limit (dB)	SPA Reading (dBm)	S.G. Power (dBm)	TX Cable loss (dB)	TX Antenna Gain (dBi)	Polarization (H/V)
Lowest	3420.32	-47.14	-13	-34.14	-60.84	-55.14	4.58	12.58	H
	5130.48	-55.21	-13	-42.21	-73.14	-61.67	6.21	12.67	H
	6840.64	-57.42	-13	-44.42	-77.04	-62.21	8.16	12.95	H
	3420.32	-58.12	-13	-45.12	-69.53	-66.12	4.58	12.58	V
	5130.48	-63.43	-13	-50.43	-77.04	-69.89	6.21	12.67	V
	6840.64	-59.99	-13	-46.99	-79.11	-64.78	8.16	12.95	V
Middle	3463.74	-49.17	-13	-36.17	-62.87	-57.14	4.63	12.60	H
	5195.61	-54.43	-13	-41.43	-72.36	-60.88	6.25	12.70	H
	6927.48	-55.54	-13	-42.54	-75.16	-60.31	8.23	13.00	H
	3463.74	-60.74	-13	-47.74	-72.15	-68.71	4.63	12.6	V
	5195.61	-63.74	-13	-50.74	-77.35	-70.19	6.25	12.7	V
	6927.48	-60.26	-13	-47.26	-79.38	-65.03	8.23	13	V
Highest	3507.52	-43.74	-13	-30.74	-57.44	-51.74	4.66	12.66	H
	5261.28	-56.62	-13	-43.62	-74.55	-63.06	6.31	12.75	H
	7015.04	-54.97	-13	-41.97	-74.59	-59.74	8.35	13.12	H
	3507.52	-55.73	-13	-42.73	-67.14	-63.73	4.66	12.66	V
	5261.28	-64.51	-13	-51.51	-78.12	-70.95	6.31	12.75	V
	7015.04	-59.42	-13	-46.42	-78.54	-64.19	8.35	13.12	V

Remark: Spurious emissions within 30-1000MHz were found more than 20dB below limit line.

LTE Band 4 / 3MHz / QPSK									
Channel	Frequency (MHz)	EIRP (dBm)	Limit (dBm)	Over Limit (dB)	SPA Reading (dBm)	S.G. Power (dBm)	TX Cable loss (dB)	TX Antenna Gain (dBi)	Polarization (H/V)
Lowest	3420.48	-52.69	-13	-39.69	-66.39	-60.69	4.58	12.58	H
	5130.72	-58.07	-13	-45.07	-76.00	-64.53	6.21	12.67	H
	6840.96	-59.60	-13	-46.60	-79.22	-64.39	8.16	12.95	H
	3420.48	-61.55	-13	-48.55	-72.96	-69.55	4.58	12.58	V
	5130.72	-64.81	-13	-51.81	-78.42	-71.27	6.21	12.67	V
	6840.96	-60.34	-13	-47.34	-79.46	-65.13	8.16	12.95	V
Middle	3462.48	-53.87	-13	-40.87	-67.57	-61.84	4.63	12.60	H
	5193.72	-59.13	-13	-46.13	-77.06	-65.58	6.25	12.70	H
	6924.96	-59.77	-13	-46.77	-79.39	-64.54	8.23	13.00	H
	3462.48	-63.06	-13	-50.06	-74.47	-71.03	4.63	12.60	V
	5193.72	-65.05	-13	-52.05	-78.66	-71.50	6.25	12.70	V
	6924.96	-59.98	-13	-46.98	-79.1	-64.75	8.23	13.00	V
Highest	3504.00	-53.90	-13	-40.90	-67.60	-61.90	4.66	12.66	H
	5256.00	-59.86	-13	-46.86	-77.79	-66.30	6.31	12.75	H
	7008.96	-59.48	-13	-46.48	-79.10	-64.25	8.35	13.12	H
	3504.00	-63.76	-13	-50.76	-75.17	-71.76	4.66	12.66	V
	5256.00	-65.45	-13	-52.45	-79.06	-71.89	6.31	12.75	V
	7008.96	-60.47	-13	-47.47	-79.59	-65.24	8.35	13.12	V

Remark: Spurious emissions within 30-1000MHz were found more than 20dB below limit line.

LTE Band 4 / 5MHz / QPSK									
Channel	Frequency (MHz)	EIRP (dBm)	Limit (dBm)	Over Limit (dB)	SPA Reading (dBm)	S.G. Power (dBm)	TX Cable loss (dB)	TX Antenna Gain (dBi)	Polarization (H/V)
Lowest	3420.68	-52.00	-13	-39.00	-65.70	-60.00	4.58	12.58	H
	5131.02	-58.44	-13	-45.44	-76.37	-64.90	6.21	12.67	H
	6841.36	-59.41	-13	-46.41	-79.03	-64.20	8.16	12.95	H
	3420.68	-61.27	-13	-48.27	-72.68	-69.27	4.58	12.58	V
	5131.02	-64.90	-13	-51.90	-78.51	-71.36	6.21	12.67	V
	6841.36	-60.40	-13	-47.40	-79.52	-65.19	8.16	12.95	V
Middle	3460.68	-53.44	-13	-40.44	-67.14	-61.41	4.63	12.60	H
	5191.02	-59.56	-13	-46.56	-77.49	-66.01	6.25	12.70	H
	6921.36	-59.61	-13	-46.61	-79.23	-64.38	8.23	13.00	H
	3460.68	-63.16	-13	-50.16	-74.57	-71.13	4.63	12.6	V
	5191.02	-65.22	-13	-52.22	-78.83	-71.67	6.25	12.7	V
	6921.36	-59.98	-13	-46.98	-79.1	-64.75	8.23	13	V
Highest	3500.68	-52.31	-13	-39.31	-66.01	-60.31	4.66	12.66	H
	5251.02	-60.21	-13	-47.21	-78.14	-66.65	6.31	12.75	H
	7001	-59.76	-13	-46.76	-79.38	-64.53	8.35	13.12	H
	3500.68	-63.88	-13	-50.88	-75.29	-71.88	4.66	12.66	V
	5251.02	-65.21	-13	-52.21	-78.82	-71.65	6.31	12.75	V
	7001	-60.11	-13	-47.11	-79.23	-64.88	8.35	13.12	V

Remark: Spurious emissions within 30-1000MHz were found more than 20dB below limit line.

LTE Band 4 / 10MHz / QPSK									
Channel	Frequency (MHz)	EIRP (dBm)	Limit (dBm)	Over Limit (dB)	SPA Reading (dBm)	S.G. Power (dBm)	TX Cable loss (dB)	TX Antenna Gain (dBi)	Polarization (H/V)
Lowest	3421.18	-47.46	-13	-34.46	-61.16	-55.46	4.58	12.58	H
	5131.77	-55.85	-13	-42.85	-73.78	-62.31	6.21	12.67	H
	6842.36	-57.29	-13	-44.29	-76.91	-62.08	8.16	12.95	H
	3421.18	-60.50	-13	-47.50	-71.91	-68.50	4.58	12.58	V
	5131.77	-63.70	-13	-50.70	-77.31	-70.16	6.21	12.67	V
	6842.36	-60.18	-13	-47.18	-79.3	-64.97	8.16	12.95	V
Middle	3456.18	-50.22	-13	-37.22	-63.92	-58.19	4.63	12.60	H
	5184.27	-55.99	-13	-42.99	-73.92	-62.44	6.25	12.70	H
	6912.36	-57.62	-13	-44.62	-77.24	-62.39	8.23	13.00	H
	3456.18	-60.34	-13	-47.34	-71.75	-68.31	4.63	12.6	V
	5184.27	-62.93	-13	-49.93	-76.54	-69.38	6.25	12.7	V
	6912.36	-59.98	-13	-46.98	-79.1	-64.75	8.23	13	V
Highest	3491.18	-40.24	-13	-27.24	-53.94	-48.24	4.66	12.66	H
	5236.77	-56.24	-13	-43.24	-74.17	-62.68	6.31	12.75	H
	6982.36	-55.46	-13	-42.46	-75.08	-60.23	8.35	13.12	H
	3491.18	-55.26	-13	-42.26	-66.67	-63.26	4.66	12.66	V
	5236.77	-63.26	-13	-50.26	-76.87	-69.70	6.31	12.75	V
	6982.36	-60.14	-13	-47.14	-79.26	-64.91	8.35	13.12	V

Remark: Spurious emissions within 30-1000MHz were found more than 20dB below limit line.

LTE Band 4 / 15MHz / QPSK									
Channel	Frequency (MHz)	EIRP (dBm)	Limit (dBm)	Over Limit (dB)	SPA Reading (dBm)	S.G. Power (dBm)	TX Cable loss (dB)	TX Antenna Gain (dBi)	Polarization (H/V)
Lowest	3421.68	-47.99	-13	-34.99	-61.69	-55.99	4.58	12.58	H
	5132.52	-56.31	-13	-43.31	-74.24	-62.77	6.21	12.67	H
	6843.36	-57.78	-13	-44.78	-77.40	-62.57	8.16	12.95	H
	3421.68	-60.60	-13	-47.60	-72.01	-68.60	4.58	12.58	V
	5132.52	-63.74	-13	-50.74	-77.35	-70.20	6.21	12.67	V
	6843.36	-60.17	-13	-47.17	-79.29	-64.96	8.16	12.95	V
Middle	3451.68	-48.77	-13	-35.77	-62.47	-56.74	4.63	12.60	H
	5177.52	-56.93	-13	-43.93	-74.86	-63.38	6.25	12.70	H
	6903.36	-58.41	-13	-45.41	-78.03	-63.18	8.23	13.00	H
	3451.68	-60.01	-13	-47.01	-71.42	-67.98	4.63	12.6	V
	5177.52	-64.75	-13	-51.75	-78.36	-71.20	6.25	12.7	V
	6903.36	-60.22	-13	-47.22	-79.34	-64.99	8.23	13	V
Highest	3481.68	-49.04	-13	-36.04	-62.74	-57.04	4.66	12.66	H
	5222.52	-59.72	-13	-46.72	-77.65	-66.16	6.31	12.75	H
	6963.36	-59.15	-13	-46.15	-78.77	-63.92	8.35	13.12	H
	3481.68	-60.24	-13	-47.24	-71.65	-68.24	4.66	12.66	V
	5222.52	-65.30	-13	-52.30	-78.91	-71.74	6.31	12.75	V
	6963.36	-60.37	-13	-47.37	-79.49	-65.14	8.35	13.12	V

Remark: Spurious emissions within 30-1000MHz were found more than 20dB below limit line.

LTE Band 4 / 20MHz / QPSK									
Channel	Frequency (MHz)	EIRP (dBm)	Limit (dBm)	Over Limit (dB)	SPA Reading (dBm)	S.G. Power (dBm)	TX Cable loss (dB)	TX Antenna Gain (dBi)	Polarization (H/V)
Lowest	3422.18	-51.51	-13	-38.51	-65.21	-59.51	4.58	12.58	H
	5133.27	-58.72	-13	-45.72	-76.65	-65.18	6.21	12.67	H
	6844.36	-59.56	-13	-46.56	-79.18	-64.35	8.16	12.95	H
	3422.18	-59.76	-13	-46.76	-71.17	-67.76	4.58	12.58	V
	5133.27	-64.71	-13	-51.71	-78.32	-71.17	6.21	12.67	V
	6844.36	-60.21	-13	-47.21	-79.33	-65.00	8.16	12.95	V
Middle	3447.18	-56.83	-13	-43.83	-70.53	-64.80	4.63	12.60	H
	5170.77	-59.88	-13	-46.88	-77.81	-66.33	6.25	12.70	H
	6894.36	-60.02	-13	-47.02	-79.64	-64.79	8.23	13.00	H
	3447.18	-65.24	-13	-52.24	-76.65	-73.21	4.63	12.6	V
	5170.77	-65.13	-13	-52.13	-78.74	-71.58	6.25	12.7	V
	6894.36	-60.27	-13	-47.27	-79.39	-65.04	8.23	13	V
Highest	3472.18	-51.55	-13	-38.55	-65.25	-59.55	4.66	12.66	H
	5208.27	-59.12	-13	-46.12	-77.05	-65.56	6.31	12.75	H
	6944.36	-59.50	-13	-46.50	-79.12	-64.27	8.35	13.12	H
	3472.18	-62.18	-13	-49.18	-73.59	-70.18	4.66	12.66	V
	5208.27	-65.06	-13	-52.06	-78.67	-71.50	6.31	12.75	V
	6944.36	-60.14	-13	-47.14	-79.26	-64.91	8.35	13.12	V

Remark: Spurious emissions within 30-1000MHz were found more than 20dB below limit line.

LTE Band 5 / 1.4MHz / QPSK									
Channel	Frequency (MHz)	ERP (dBm)	Limit (dBm)	Over Limit (dB)	SPA Reading (dBm)	S.G. Power (dBm)	TX Cable loss (dB)	TX Antenna Gain (dBi)	Polarization (H/V)
Lowest	1649.92	-72.29	-13	-59.29	-74.00	-76.78	2.76	9.40	H
	2474.88	-69.61	-13	-56.61	-75.67	-75.61	2.45	10.60	H
	3299.84	-69.37	-13	-56.37	-77.37	-75.24	4.58	12.60	H
	1649.92	-71.96	-13	-58.96	-73.80	-76.45	2.76	9.40	V
	2474.88	-70.95	-13	-57.95	-76.90	-76.95	2.45	10.60	V
	3299.84	-69.37	-13	-56.37	-77.40	-75.24	4.58	12.60	V
Middle	1671.92	-71.78	-13	-58.78	-73.49	-76.15	2.88	9.40	H
	2507.88	-70.86	-13	-57.86	-76.92	-76.81	2.5	10.60	H
	3343.84	-69.28	-13	-56.28	-77.28	-75.10	4.63	12.60	H
	1671.92	-71.87	-13	-58.87	-73.71	-76.24	2.88	9.40	V
	2507.88	-71.04	-13	-58.04	-76.99	-76.99	2.50	10.60	V
	3343.84	-69.16	-13	-56.16	-77.19	-74.98	4.63	12.60	V
Highest	1695.52	-71.24	-13	-58.24	-72.95	-75.57	2.92	9.40	H
	2543.28	-71.08	-13	-58.08	-77.14	-76.90	2.63	10.60	H
	3391.04	-69.47	-13	-56.47	-77.47	-75.18	4.74	12.60	H
	1695.52	-70.93	-13	-57.93	-72.77	-75.26	2.92	9.40	V
	2543.28	-71.28	-13	-58.28	-77.23	-77.10	2.63	10.60	V
	3391.04	-69.51	-13	-56.51	-77.54	-75.22	4.74	12.60	V

Remark: Spurious emissions within 30-1000MHz were found more than 20dB below limit line.

LTE Band 5 / 3MHz / QPSK									
Channel	Frequency (MHz)	ERP (dBm)	Limit (dBm)	Over Limit (dB)	SPA Reading (dBm)	S.G. Power (dBm)	TX Cable loss (dB)	TX Antenna Gain (dBi)	Polarization (H/V)
Lowest	1648.48	-72.58	-13	-59.58	-74.29	-77.07	2.76	9.40	H
	2472.72	-69.72	-13	-56.72	-75.78	-75.72	2.45	10.60	H
	3296.96	-69.34	-13	-56.34	-77.34	-75.21	4.58	12.60	H
	1648.48	-71.37	-13	-58.37	-73.21	-75.86	2.76	9.40	V
	2472.72	-70.94	-13	-57.94	-76.89	-76.94	2.45	10.60	V
	3296.96	-69.27	-13	-56.27	-77.30	-75.14	4.58	12.60	V
Middle	1670.48	-72.62	-13	-59.62	-74.33	-76.99	2.88	9.40	H
	2505.72	-70.95	-13	-57.95	-77.01	-76.90	2.5	10.60	H
	3340.96	-69.13	-13	-56.13	-77.13	-74.95	4.63	12.60	H
	1670.48	-71.87	-13	-58.87	-73.71	-76.24	2.88	9.40	V
	2505.72	-71.10	-13	-58.10	-77.05	-77.05	2.50	10.60	V
	3340.96	-69.11	-13	-56.11	-77.14	-74.93	4.63	12.60	V
Highest	1692.48	-72.30	-13	-59.30	-74.01	-76.63	2.92	9.40	H
	2538.72	-71.05	-13	-58.05	-77.11	-76.87	2.63	10.60	H
	3384.96	-69.41	-13	-56.41	-77.41	-75.12	4.74	12.60	H
	1692.48	-71.62	-13	-58.62	-73.46	-75.95	2.92	9.40	V
	2538.72	-71.16	-13	-58.16	-77.11	-76.98	2.63	10.60	V
	3384.96	-69.38	-13	-56.38	-77.41	-75.09	4.74	12.60	V

Remark: Spurious emissions within 30-1000MHz were found more than 20dB below limit line.

LTE Band 5 / 5MHz / QPSK									
Channel	Frequency (MHz)	ERP (dBm)	Limit (dBm)	Over Limit (dB)	SPA Reading (dBm)	S.G. Power (dBm)	TX Cable loss (dB)	TX Antenna Gain (dBi)	Polarization (H/V)
Lowest	1648.68	-72.21	-13	-59.21	-73.92	-76.70	2.76	9.40	H
	2473.02	-69.80	-13	-56.80	-75.86	-75.80	2.45	10.60	H
	3297.36	-69.29	-13	-56.29	-77.29	-75.16	4.58	12.60	H
	1648.68	-72.48	-13	-59.48	-74.32	-76.97	2.76	9.40	V
	2473.02	-70.81	-13	-57.81	-76.76	-76.81	2.45	10.60	V
	3297.36	-69.23	-13	-56.23	-77.26	-75.10	4.58	12.60	V
Middle	1668.68	-72.35	-13	-59.35	-74.06	-76.72	2.88	9.40	H
	2503.02	-70.87	-13	-57.87	-76.93	-76.82	2.5	10.60	H
	3337.36	-69.21	-13	-56.21	-77.21	-75.03	4.63	12.60	H
	1668.68	-71.82	-13	-58.82	-73.66	-76.19	2.88	9.40	V
	2503.02	-71.11	-13	-58.11	-77.06	-77.06	2.50	10.60	V
	3337.36	-77.13	-13	-64.13	-77.13	-82.95	4.63	12.60	V
Highest	1688.68	-72.11	-13	-59.11	-73.82	-76.44	2.92	9.40	H
	2533.02	-70.90	-13	-57.90	-76.96	-76.72	2.63	10.60	H
	3377.36	-69.19	-13	-56.19	-77.19	-74.90	4.74	12.60	H
	1688.68	-71.50	-13	-58.50	-73.34	-75.83	2.92	9.40	V
	2533.02	-71.20	-13	-58.20	-77.15	-77.02	2.63	10.60	V
	3377.36	-68.88	-13	-55.88	-76.91	-74.59	4.74	12.60	V

Remark: Spurious emissions within 30-1000MHz were found more than 20dB below limit line.

LTE Band 5 / 10MHz / QPSK									
Channel	Frequency (MHz)	ERP (dBm)	Limit (dBm)	Over Limit (dB)	SPA Reading (dBm)	S.G. Power (dBm)	TX Cable loss (dB)	TX Antenna Gain (dBi)	Polarization (H/V)
Lowest	1649.18	-71.94	-13	-58.94	-73.65	-76.40	2.76	9.37	H
	2473.77	-69.91	-13	-56.91	-75.97	-75.89	2.45	10.58	H
	3298.36	-69.28	-13	-56.28	-77.28	-75.14	4.58	12.59	H
	1649.18	-70.95	-13	-57.95	-72.79	-75.41	2.76	9.37	V
	2473.77	-70.69	-13	-57.69	-76.64	-76.67	2.45	10.58	V
	3298.36	-69.26	-13	-56.26	-77.29	-75.12	4.58	12.59	V
Middle	1664.18	-71.96	-13	-58.96	-73.67	-76.33	2.88	9.40	H
	2496.27	-70.65	-13	-57.65	-76.71	-76.60	2.50	10.60	H
	3328.36	-69.21	-13	-56.21	-77.21	-75.03	4.63	12.60	H
	1664.18	-71.40	-13	-58.40	-73.24	-75.77	2.88	9.40	V
	2496.27	-70.91	-13	-57.91	-76.86	-76.86	2.50	10.60	V
	3328.36	-69.24	-13	-56.24	-77.27	-75.06	4.63	12.60	V
Highest	1679.18	-70.55	-13	-57.55	-72.26	-74.89	2.92	9.41	H
	2518.77	-70.19	-13	-57.19	-76.25	-76.03	2.63	10.62	H
	3358.36	-69.08	-13	-56.08	-77.08	-74.82	4.74	12.63	H
	1679.18	-70.95	-13	-57.95	-72.79	-75.29	2.92	9.41	V
	2518.77	-71.04	-13	-58.04	-76.99	-76.88	2.63	10.62	V
	3358.36	-69.00	-13	-56.00	-77.03	-74.74	4.74	12.63	V

Remark: Spurious emissions within 30-1000MHz were found more than 20dB below limit line.

LTE Band 7 / 5MHz / QPSK									
Channel	Frequency (MHz)	EIRP (dBm)	Limit (dBm)	Over Limit (dB)	SPA Reading (dBm)	S.G. Power (dBm)	TX Cable loss (dB)	TX Antenna Gain (dBi)	Polarization (H/V)
Lowest	5000.7	-49.38	-25	-24.38	-66.45	-56.21	6.19	13.02	H
	7501.0	-55.71	-25	-30.71	-76.58	-59.27	7.70	11.26	H
	10001.4	-45.81	-25	-20.81	-71.91	-49.47	8.39	12.05	H
	5000.7	-55.91	-25	-30.91	-72.65	-62.74	6.19	13.02	V
	7501.0	-57.63	-25	-32.63	-78.17	-61.19	7.70	11.26	V
	10001.4	-52.99	-25	-27.99	-77.28	-56.65	8.39	12.05	V
Middle	5065.7	-51.28	-25	-26.28	-68.35	-58.13	6.25	13.10	H
	7598.5	-57.05	-25	-32.05	-77.92	-60.62	7.73	11.30	H
	10131.4	-49.51	-25	-24.51	-75.61	-53.17	8.44	12.10	H
	5065.7	-59.95	-25	-34.95	-76.69	-66.80	6.25	13.10	V
	7598.5	-57.55	-25	-32.55	-78.09	-61.12	7.73	11.30	V
	10131.4	-54.38	-25	-29.38	-78.67	-58.04	8.44	12.10	V
Highest	5130.68	-54.40	-25	-29.40	-71.47	-61.32	6.30	13.22	H
	7696.02	-56.20	-25	-31.20	-77.07	-59.74	7.79	11.33	H
	10261.36	-49.42	-25	-24.42	-75.52	-53.09	8.51	12.18	H
	5130.68	-59.79	-25	-34.79	-76.53	-66.71	6.30	13.22	V
	7696.02	-57.81	-25	-32.81	-78.35	-61.35	7.79	11.33	V
	10261.36	-52.34	-25	-27.34	-76.63	-56.01	8.51	12.18	V

Remark: Spurious emissions within 30-1000MHz were found more than 20dB below limit line.

LTE Band 7 / 10MHz / QPSK									
Channel	Frequency (MHz)	EIRP (dBm)	Limit (dBm)	Over Limit (dB)	SPA Reading (dBm)	S.G. Power (dBm)	TX Cable loss (dB)	TX Antenna Gain (dBi)	Polarization (H/V)
Lowest	5001.2	-47.90	-25	-22.90	-64.97	-54.73	6.19	13.02	H
	7501.8	-55.82	-25	-30.82	-76.69	-59.38	7.70	11.26	H
	10002.4	-46.25	-25	-21.25	-72.35	-49.91	8.39	12.05	H
	5001.2	-56.08	-25	-31.08	-72.82	-62.91	6.19	13.02	V
	7501.8	-56.78	-25	-31.78	-77.32	-60.34	7.70	11.26	V
	10002.4	-51.53	-25	-26.53	-75.82	-55.19	8.39	12.05	V
Middle	5061.2	-51.07	-25	-26.07	-68.14	-57.92	6.25	13.10	H
	7591.8	-56.97	-25	-31.97	-77.84	-60.54	7.73	11.30	H
	10122.4	-49.18	-25	-24.18	-75.28	-52.84	8.44	12.10	H
	5061.2	-58.87	-25	-33.87	-75.61	-65.72	6.25	13.10	V
	7591.8	-57.31	-25	-32.31	-77.85	-60.88	7.73	11.30	V
	10122.4	-54.10	-25	-29.10	-78.39	-57.76	8.44	12.10	V
Highest	5121.2	-51.45	-25	-26.45	-68.52	-58.37	6.30	13.22	H
	7681.8	-56.56	-25	-31.56	-77.43	-60.10	7.79	11.33	H
	10242.4	-49.87	-25	-24.87	-75.97	-53.54	8.51	12.18	H
	5121.2	-58.86	-25	-33.86	-75.6	-65.78	6.30	13.22	V
	7681.8	-57.91	-25	-32.91	-78.45	-61.45	7.79	11.33	V
	10242.4	-52.72	-25	-27.72	-77.01	-56.39	8.51	12.18	V

Remark: Spurious emissions within 30-1000MHz were found more than 20dB below limit line.

LTE Band 7 / 15MHz / QPSK									
Channel	Frequency (MHz)	EIRP (dBm)	Limit (dBm)	Over Limit (dB)	SPA Reading (dBm)	S.G. Power (dBm)	TX Cable loss (dB)	TX Antenna Gain (dBi)	Polarization (H/V)
Lowest	5001.68	-50.49	-25	-25.49	-67.56	-57.32	6.19	13.02	H
	7502.52	-56.53	-25	-31.53	-77.40	-60.09	7.70	11.26	H
	10003.36	-48.76	-25	-23.76	-74.86	-52.42	8.39	12.05	H
	5001.68	-56.56	-25	-31.56	-73.3	-63.39	6.19	13.02	V
	7502.52	-58.16	-25	-33.16	-78.7	-61.72	7.70	11.26	V
	10003.36	-51.66	-25	-26.66	-75.95	-55.32	8.39	12.05	V
Middle	5056.7	-54.24	-25	-29.24	-71.31	-61.09	6.25	13.10	H
	7585.0	-57.38	-25	-32.38	-78.25	-60.95	7.73	11.30	H
	10113.4	-54.16	-25	-29.16	-80.26	-57.82	8.44	12.10	H
	5056.7	-60.98	-25	-35.98	-77.72	-67.83	6.25	13.10	V
	7585.0	-58.21	-25	-33.21	-78.75	-61.78	7.73	11.30	V
	10113.4	-56.00	-25	-31.00	-80.29	-59.66	8.44	12.10	V
Highest	5111.7	-55.68	-25	-30.68	-72.75	-62.60	6.30	13.22	H
	7667.5	-56.90	-25	-31.90	-77.77	-60.44	7.79	11.33	H
	10223.4	-50.89	-25	-25.89	-76.99	-54.56	8.51	12.18	H
	5111.7	-61.25	-25	-36.25	-77.99	-68.17	6.30	13.22	V
	7667.5	-57.06	-25	-32.06	-77.6	-60.60	7.79	11.33	V
	10223.4	-54.93	-25	-29.93	-79.22	-58.60	8.51	12.18	V

Remark: Spurious emissions within 30-1000MHz were found more than 20dB below limit line.

LTE Band 7 / 20MHz / QPSK									
Channel	Frequency (MHz)	EIRP (dBm)	Limit (dBm)	Over Limit (dB)	SPA Reading (dBm)	S.G. Power (dBm)	TX Cable loss (dB)	TX Antenna Gain (dBi)	Polarization (H/V)
Lowest	5002.2	-47.80	-25	-22.80	-64.87	-54.63	6.19	13.02	H
	7503.3	-56.83	-25	-31.83	-77.70	-60.39	7.70	11.26	H
	10004.4	-48.63	-25	-23.63	-74.73	-52.29	8.39	12.05	H
	5002.2	-55.45	-25	-30.45	-72.19	-62.28	6.19	13.02	V
	7503.3	-58.21	-25	-33.21	-78.75	-61.77	7.70	11.26	V
	10004.4	-52.69	-25	-27.69	-76.98	-56.35	8.39	12.05	V
Middle	5052.2	-53.58	-25	-28.58	-70.65	-60.43	6.25	13.10	H
	7578.3	-57.77	-25	-32.77	-78.64	-61.34	7.73	11.30	H
	10104.4	-51.16	-25	-26.16	-77.26	-54.82	8.44	12.10	H
	5052.2	-59.40	-25	-34.40	-76.14	-66.25	6.25	13.10	V
	7578.3	-58.50	-25	-33.50	-79.04	-62.07	7.73	11.30	V
	10104.4	-55.62	-25	-30.62	-79.91	-59.28	8.44	12.10	V
Highest	5102.2	-54.05	-25	-29.05	-71.12	-60.97	6.30	13.22	H
	7653.3	-56.18	-25	-31.18	-77.05	-59.72	7.79	11.33	H
	10204.4	-49.94	-25	-24.94	-76.04	-53.61	8.51	12.18	H
	5102.2	-59.88	-25	-34.88	-76.62	-66.80	6.30	13.22	V
	7653.3	-57.09	-25	-32.09	-77.63	-60.63	7.79	11.33	V
	10204.4	-54.72	-25	-29.72	-79.01	-58.39	8.51	12.18	V

Remark: Spurious emissions within 30-1000MHz were found more than 20dB below limit line.

LTE Band 12 / 1.4MHz / QPSK									
Channel	Frequency (MHz)	ERP (dBm)	Limit (dBm)	Over Limit (dB)	SPA Reading (dBm)	S.G. Power (dBm)	TX Cable loss (dB)	TX Antenna Gain (dBi)	Polarization (H/V)
Lowest	1399.4	-70.67	-13	-57.67	-74.07	-73.57	2.85	7.90	H
	2099.1	-59.75	-13	-46.75	-65.95	-64.69	3.21	10.30	H
	2798.2	-68.44	-13	-55.44	-76.93	-73.84	3.85	11.40	H
	1399.4	-70.46	-13	-57.46	-73.90	-73.36	2.85	7.90	V
	2099.1	-70.68	-13	-57.68	-75.07	-75.62	3.21	10.30	V
	2798.2	-69.46	-13	-56.46	-76.83	-74.86	3.85	11.40	V
Middle	1413.74	-70.97	-13	-57.97	-74.37	-73.94	2.88	8.00	H
	2120.61	-59.81	-13	-46.81	-66.01	-64.81	3.25	10.40	H
	2827.48	-68.54	-13	-55.54	-77.03	-74.02	3.87	11.50	H
	1413.74	-70.93	-13	-57.93	-74.37	-73.90	2.88	8.00	V
	2120.61	-70.59	-13	-57.59	-74.98	-75.59	3.25	10.40	V
	2827.48	-69.54	-13	-56.54	-76.91	-75.02	3.87	11.50	V
Highest	1430.6	-71.02	-13	-58.02	-74.42	-74.06	2.91	8.10	H
	2145.9	-59.97	-13	-46.97	-66.17	-64.98	3.28	10.44	H
	2861.2	-68.51	-13	-55.51	-77.00	-74.07	3.89	11.60	H
	1430.6	-70.91	-13	-57.91	-74.35	-73.85	2.91	8.00	V
	2145.9	-69.84	-13	-56.84	-74.23	-74.81	3.28	10.40	V
	2861.2	-69.63	-13	-56.63	-77.00	-75.09	3.89	11.50	V

Remark: Spurious emissions within 30-1000MHz were found more than 20dB below limit line.

LTE Band 12 / 3MHz / QPSK									
Channel	Frequency (MHz)	ERP (dBm)	Limit (dBm)	Over Limit (dB)	SPA Reading (dBm)	S.G. Power (dBm)	TX Cable loss (dB)	TX Antenna Gain (dBi)	Polarization (H/V)
Lowest	1401	-70.84	-13	-57.84	-74.24	-73.74	2.85	7.90	H
	2101.5	-57.88	-13	-44.88	-64.08	-62.82	3.21	10.30	H
	2802	-68.35	-13	-55.35	-76.84	-73.75	3.85	11.40	H
	1401	-70.82	-13	-57.82	-74.26	-73.72	2.85	7.90	V
	2101.5	-70.68	-13	-57.68	-75.07	-75.62	3.21	10.30	V
	2802	-69.53	-13	-56.53	-76.90	-74.93	3.85	11.40	V
Middle	1412.3	-70.81	-13	-57.81	-74.21	-73.78	2.88	8.00	H
	2118.45	-59.89	-13	-46.89	-66.09	-64.89	3.25	10.40	H
	2824.6	-68.43	-13	-55.43	-76.92	-73.91	3.87	11.50	H
	1412.3	-70.85	-13	-57.85	-74.29	-73.82	2.88	8.00	V
	2118.45	-70.73	-13	-57.73	-75.12	-75.73	3.25	10.40	V
	2824.6	-69.57	-13	-56.57	-76.94	-75.05	3.87	11.50	V
Highest	1429	-71.03	-13	-58.03	-74.43	-74.07	2.91	8.10	H
	2143.5	-57.06	-13	-44.06	-63.26	-62.07	3.28	10.44	H
	2858	-68.63	-13	-55.63	-77.12	-74.19	3.89	11.60	H
	1429	-71.05	-13	-58.05	-74.49	-73.99	2.91	8.00	V
	2143.5	-70.48	-13	-57.48	-74.87	-75.45	3.28	10.40	V
	2858	-69.57	-13	-56.57	-76.94	-75.03	3.89	11.50	V

Remark: Spurious emissions within 30-1000MHz were found more than 20dB below limit line.

LTE Band 12 / 5MHz / QPSK									
Channel	Frequency (MHz)	ERP (dBm)	Limit (dBm)	Over Limit (dB)	SPA Reading (dBm)	S.G. Power (dBm)	TX Cable loss (dB)	TX Antenna Gain (dBi)	Polarization (H/V)
Lowest	1398.5	-70.75	-13	-57.75	-74.15	-73.65	2.85	7.90	H
	2097.75	-62.14	-13	-49.14	-68.34	-67.08	3.21	10.30	H
	2797	-68.43	-13	-55.43	-76.92	-73.83	3.85	11.40	H
	1398.5	-70.65	-13	-57.65	-74.09	-73.55	2.85	7.90	V
	2097.75	-70.81	-13	-57.81	-75.20	-75.75	3.21	10.30	V
	2797	-69.51	-13	-56.51	-76.88	-74.91	3.85	11.40	V
Middle	1410.5	-70.97	-13	-57.97	-74.37	-73.94	2.88	8.00	H
	2115.75	-59.93	-13	-46.93	-66.13	-64.93	3.25	10.40	H
	2821	-68.49	-13	-55.49	-76.98	-73.97	3.87	11.50	H
	1410.5	-71.04	-13	-58.04	-74.48	-74.01	2.88	8.00	V
	2115.75	-70.69	-13	-57.69	-75.08	-75.69	3.25	10.40	V
	2821	-69.59	-13	-56.59	-76.96	-75.07	3.87	11.50	V
Highest	1422.5	-71.21	-13	-58.21	-74.61	-74.25	2.91	8.10	H
	2133.75	-64.03	-13	-51.03	-70.23	-69.04	3.28	10.44	H
	2845	-68.71	-13	-55.71	-77.20	-74.27	3.89	11.60	H
	1422.5	-71.18	-13	-58.18	-74.62	-74.12	2.91	8.00	V
	2133.75	-70.75	-13	-57.75	-75.14	-75.72	3.28	10.40	V
	2845	-69.91	-13	-56.91	-77.28	-75.37	3.89	11.50	V

Remark: Spurious emissions within 30-1000MHz were found more than 20dB below limit line.

LTE Band 12 / 10MHz / QPSK									
Channel	Frequency (MHz)	ERP (dBm)	Limit (dBm)	Over Limit (dB)	SPA Reading (dBm)	S.G. Power (dBm)	TX Cable loss (dB)	TX Antenna Gain (dBi)	Polarization (H/V)
Lowest	1399	-70.74	-13	-57.74	-74.14	-73.64	2.85	7.90	H
	2098.5	-59.81	-13	-46.81	-66.01	-64.75	3.21	10.30	H
	2798	-68.36	-13	-55.36	-76.85	-73.76	3.85	11.40	H
	1399	-70.68	-13	-57.68	-74.12	-73.58	2.85	7.90	V
	2098.5	-70.88	-13	-57.88	-75.27	-75.82	3.21	10.30	V
	2798	-69.59	-13	-56.59	-76.96	-74.99	3.85	11.40	V
Middle	1406	-70.82	-13	-57.82	-74.22	-73.79	2.88	8.00	H
	2109	-55.57	-13	-42.57	-61.77	-60.57	3.25	10.40	H
	2812	-68.30	-13	-55.30	-76.79	-73.78	3.87	11.50	H
	1406	-70.58	-13	-57.58	-74.02	-73.55	2.88	8.00	V
	2109	-70.08	-13	-57.08	-74.47	-75.08	3.25	10.40	V
	2812	-69.48	-13	-56.48	-76.85	-74.96	3.87	11.50	V
Highest	1413	-70.91	-13	-57.91	-74.31	-73.95	2.91	8.10	H
	2119.5	-55.34	-13	-42.34	-61.54	-60.35	3.28	10.44	H
	2826	-68.64	-13	-55.64	-77.13	-74.20	3.89	11.60	H
	1413	-70.90	-13	-57.90	-74.34	-73.84	2.91	8.00	V
	2119.5	-69.67	-13	-56.67	-74.06	-74.64	3.28	10.40	V
	2826	-69.62	-13	-56.62	-76.99	-75.08	3.89	11.50	V

Remark: Spurious emissions within 30-1000MHz were found more than 20dB below limit line.

LTE Band 13 / 5MHz / QPSK									
Channel	Frequency (MHz)	ERP (dBm)	Limit (dBm)	Over Limit (dB)	SPA Reading (dBm)	S.G. Power (dBm)	TX Cable loss (dB)	TX Antenna Gain (dBi)	Polarization (H/V)
Lowest	1554.5	-71.29	-13	-58.29	-73.00	-75.85	2.61	9.32	H
	2331.75	-70.69	-13	-57.69	-76.75	-76.69	2.33	10.48	H
	3109	-69.52	-13	-56.52	-77.52	-75.36	4.46	12.45	H
	1554.5	-70.23	-13	-57.23	-72.07	-74.79	2.61	9.32	V
	2331.75	-70.90	-13	-57.90	-76.85	-76.90	2.33	10.48	V
	3109	-69.47	-13	-56.47	-77.50	-75.31	4.46	12.45	V
Middle	1559.5	-66.09	-40	-26.09	-69.95	-72.77	2.68	9.36	H
	2339.25	-70.68	-13	-57.68	-76.74	-76.68	2.36	10.51	H
	3119	-69.52	-13	-56.52	-77.52	-75.40	4.49	12.52	H
	1559.5	-66.37	-40	-26.37	-70.36	-73.05	2.68	9.36	V
	2339.25	-70.84	-13	-57.84	-76.79	-76.84	2.36	10.51	V
	3119	-69.52	-13	-56.52	-77.55	-75.40	4.49	12.52	V
Highest	1564.5	-69.16	-40	-29.16	-73.02	-75.84	2.71	9.39	H
	2346.75	-70.90	-13	-57.90	-76.96	-76.92	2.39	10.56	H
	3129	-69.55	-13	-56.55	-77.55	-75.42	4.53	12.55	H
	1564.5	-67.95	-40	-27.95	-71.94	-74.63	2.71	9.39	V
	2346.75	-70.80	-13	-57.80	-76.75	-76.82	2.39	10.56	V
	3129	-69.58	-13	-56.58	-77.61	-75.45	4.53	12.55	V

Remark: Spurious emissions within 30-1000MHz were found more than 20dB below limit line.

LTE Band 13 / 10MHz / QPSK									
Channel	Frequency (MHz)	ERP (dBm)	Limit (dBm)	Over Limit (dB)	SPA Reading (dBm)	S.G. Power (dBm)	TX Cable loss (dB)	TX Antenna Gain (dBi)	Polarization (H/V)
Middle	1555	-72.81	-13	-59.81	-74.52	-77.34	2.68	9.36	H
	2332.5	-70.73	-13	-57.73	-76.79	-76.73	2.36	10.51	H
	3110	-69.64	-13	-56.64	-77.64	-75.52	4.49	12.52	H
	1555	-69.87	-13	-56.87	-71.71	-74.40	2.68	9.36	V
	2332.5	-70.83	-13	-57.83	-76.78	-76.83	2.36	10.51	V
	3110	-69.53	-13	-56.53	-77.56	-75.41	4.49	12.52	V

Remark: Spurious emissions within 30-1000MHz were found more than 20dB below limit line.

LTE Band 17 / 5MHz / QPSK									
Channel	Frequency (MHz)	ERP (dBm)	Limit (dBm)	Over Limit (dB)	SPA Reading (dBm)	S.G. Power (dBm)	TX Cable loss (dB)	TX Antenna Gain (dBi)	Polarization (H/V)
Lowest	1408.68	-66.65	-13	-53.65	-70.05	-69.55	2.85	7.90	H
	2113.02	-69.91	-13	-56.91	-76.11	-74.85	3.21	10.30	H
	2817.36	-68.39	-13	-55.39	-76.88	-73.79	3.85	11.40	H
	1408.68	-66.66	-13	-53.66	-70.10	-69.56	2.85	7.90	V
	2113.02	-71.56	-13	-58.56	-75.95	-76.50	3.21	10.30	V
	2817.36	-69.57	-13	-56.57	-76.94	-74.97	3.85	11.40	V
Middle	1415.68	-67.96	-13	-54.96	-71.36	-70.93	2.88	8.00	H
	2123.58	-69.92	-13	-56.92	-76.12	-74.92	3.25	10.40	H
	2831.36	-68.45	-13	-55.45	-76.94	-73.93	3.87	11.50	H
	1415.68	-65.86	-13	-52.86	-69.30	-68.83	2.88	8.00	V
	2123.58	-71.72	-13	-58.72	-76.11	-76.72	3.25	10.40	V
	2831.36	-69.73	-13	-56.73	-77.10	-75.21	3.87	11.50	V
Highest	1422.68	-67.21	-13	-54.21	-70.61	-70.25	2.91	8.10	H
	2134.02	-69.97	-13	-56.97	-76.17	-74.98	3.28	10.44	H
	2845.36	-68.78	-13	-55.78	-77.27	-74.34	3.89	11.60	H
	1422.68	-66.14	-13	-53.14	-69.58	-69.08	2.91	8.00	V
	2134.02	-71.89	-13	-58.89	-76.28	-76.86	3.28	10.40	V
	2845.36	-69.92	-13	-56.92	-77.29	-75.38	3.89	11.50	V

Remark: Spurious emissions within 30-1000MHz were found more than 20dB below limit line.

LTE Band 17 / 10MHz / QPSK									
Channel	Frequency (MHz)	ERP (dBm)	Limit (dBm)	Over Limit (dB)	SPA Reading (dBm)	S.G. Power (dBm)	TX Cable loss (dB)	TX Antenna Gain (dBi)	Polarization (H/V)
Lowest	1409.18	-66.93	-13	-53.93	-70.33	-69.83	2.85	7.90	H
	2113.77	-69.97	-13	-56.97	-76.17	-74.91	3.21	10.30	H
	2818.36	-68.37	-13	-55.37	-76.86	-73.77	3.85	11.40	H
	1409.18	-65.79	-13	-52.79	-69.23	-68.69	2.85	7.90	V
	2113.77	-71.79	-13	-58.79	-76.18	-76.73	3.21	10.30	V
	2818.36	-69.40	-13	-56.40	-76.77	-74.80	3.85	11.40	V
Middle	1411.18	-65.86	-13	-52.86	-69.26	-68.83	2.88	8.00	H
	2116.77	-69.89	-13	-56.89	-76.09	-74.89	3.25	10.40	H
	2822.36	-68.34	-13	-55.34	-76.83	-73.82	3.87	11.50	H
	1411.18	-64.85	-13	-51.85	-68.29	-67.82	2.88	8.00	V
	2116.77	-71.64	-13	-58.64	-76.03	-76.64	3.25	10.40	V
	2822.36	-69.57	-13	-56.57	-76.94	-75.05	3.87	11.50	V
Highest	1413.18	-66.95	-13	-53.95	-70.35	-69.99	2.91	8.10	H
	2119.77	-70.03	-13	-57.03	-76.23	-75.04	3.28	10.44	H
	2826.36	-68.44	-13	-55.44	-76.93	-74.00	3.89	11.60	H
	1413.18	-64.90	-13	-51.90	-68.34	-67.84	2.91	8.00	V
	2119.77	-71.58	-13	-58.58	-75.97	-76.55	3.28	10.40	V
	2826.36	-69.49	-13	-56.49	-76.86	-74.95	3.89	11.50	V

Remark: Spurious emissions within 30-1000MHz were found more than 20dB below limit line.

LTE Band 25 / 1.4MHz / QPSK									
Channel	Frequency (MHz)	EIRP (dBm)	Limit (dBm)	Over Limit (dB)	SPA Reading (dBm)	S.G. Power (dBm)	TX Cable loss (dB)	TX Antenna Gain (dBi)	Polarization (H/V)
Lowest	3700.14	-40.54	-13	-27.54	-54.81	-48.27	4.87	12.60	H
	5550.21	-43.36	-13	-30.36	-59.96	-49.34	7.12	13.10	H
	7400.28	-59.40	-13	-46.40	-79.38	-63.11	7.59	11.30	H
	3700.14	-60.48	-13	-47.48	-74.81	-68.21	4.87	12.6	V
	5550.21	-56.87	-13	-43.87	-73.4	-62.85	7.12	13.1	V
	7400.28	-58.24	-13	-45.24	-77.88	-61.95	7.59	11.3	V
Middle	3763.74	-56.96	-13	-43.96	-70.58	-64.56	5	12.60	H
	5645.61	-50.65	-13	-37.65	-67.25	-56.45	7.3	13.10	H
	7527.48	-59.07	-13	-46.07	-79.05	-62.64	7.73	11.30	H
	3763.74	-60.72	-13	-47.72	-75.05	-68.32	5	12.6	V
	5645.61	-57.62	-13	-44.62	-74.15	-63.42	7.3	13.1	V
	7527.48	-59.21	-13	-46.21	-78.85	-62.78	7.73	11.3	V
Highest	3827.34	-49.30	-13	-36.30	-62.92	-56.54	5.36	12.60	H
	5741.01	-51.76	-13	-38.76	-68.36	-57.34	7.52	13.10	H
	7654.68	-59.03	-13	-46.03	-79.01	-62.48	7.85	11.30	H
	3827.34	-56.69	-13	-43.69	-71.02	-63.93	5.36	12.6	V
	5741.01	-58.92	-13	-45.92	-75.45	-64.50	7.52	13.1	V
	7654.68	-58.75	-13	-45.75	-78.39	-62.20	7.85	11.3	V

Remark: Spurious emissions within 30-1000MHz were found more than 20dB below limit line.

LTE Band 25 / 3MHz / QPSK									
Channel	Frequency (MHz)	EIRP (dBm)	Limit (dBm)	Over Limit (dB)	SPA Reading (dBm)	S.G. Power (dBm)	TX Cable loss (dB)	TX Antenna Gain (dBi)	Polarization (H/V)
Lowest	3700.3	-56.14	-13	-43.14	-69.76	-63.87	4.87	12.60	H
	5550.45	-50.75	-13	-37.75	-67.35	-56.73	7.12	13.10	H
	7400.6	-59.36	-13	-46.36	-79.34	-63.07	7.59	11.30	H
	3700.3	-60.45	-13	-47.45	-74.78	-68.18	4.87	12.6	V
	5550.45	-58.16	-13	-45.16	-74.69	-64.14	7.12	13.1	V
	7400.6	-58.03	-13	-45.03	-77.67	-61.74	7.59	11.3	V
Middle	3762.3	-55.94	-13	-42.94	-69.56	-63.54	5	12.60	H
	5643.45	-55.71	-13	-42.71	-72.31	-61.51	7.3	13.10	H
	7524.6	-59.16	-13	-46.16	-79.14	-62.73	7.73	11.30	H
	3762.3	-60.25	-13	-47.25	-74.58	-67.85	5	12.6	V
	5643.45	-58.49	-13	-45.49	-75.02	-64.29	7.3	13.1	V
	7524.6	-58.26	-13	-45.26	-77.9	-61.83	7.73	11.3	V
Highest	3824.3	-54.36	-13	-41.36	-67.98	-61.60	5.36	12.60	H
	5736.45	-50.61	-13	-37.61	-67.21	-56.19	7.52	13.10	H
	7648.6	-58.98	-13	-45.98	-78.96	-62.43	7.85	11.30	H
	3824.3	-59.76	-13	-46.76	-74.09	-67.00	5.36	12.6	V
	5736.45	-57.10	-13	-44.10	-73.63	-62.68	7.52	13.1	V
	7648.6	-59.21	-13	-46.21	-78.85	-62.66	7.85	11.3	V

Remark: Spurious emissions within 30-1000MHz were found more than 20dB below limit line.

LTE Band 25 / 5MHz / QPSK									
Channel	Frequency (MHz)	EIRP (dBm)	Limit (dBm)	Over Limit (dB)	SPA Reading (dBm)	S.G. Power (dBm)	TX Cable loss (dB)	TX Antenna Gain (dBi)	Polarization (H/V)
Lowest	3700.5	-57.02	-13	-44.02	-70.64	-64.75	4.87	12.60	H
	5550.75	-61.19	-13	-48.19	-77.79	-67.17	7.12	13.10	H
	7401	-59.52	-13	-46.52	-79.50	-63.23	7.59	11.30	H
	3700.5	-61.13	-13	-48.13	-75.46	-68.86	4.87	12.6	V
	5550.75	-59.44	-13	-46.44	-75.97	-65.42	7.12	13.1	V
	7401	-58.48	-13	-45.48	-78.12	-62.19	7.59	11.3	V
Middle	3760.5	-56.81	-13	-43.81	-70.43	-64.41	5	12.60	H
	5640.75	-61.01	-13	-48.01	-77.61	-66.81	7.3	13.10	H
	7521	-59.00	-13	-46.00	-78.98	-62.57	7.73	11.30	H
	3760.5	-60.85	-13	-47.85	-75.18	-68.45	5	12.6	V
	5640.75	-59.67	-13	-46.67	-76.2	-65.47	7.3	13.1	V
	7521	-58.69	-13	-45.69	-78.33	-62.26	7.73	11.3	V
Highest	3820.5	-54.86	-13	-41.86	-68.48	-62.10	5.36	12.60	H
	5730.75	-60.89	-13	-47.89	-77.49	-66.47	7.52	13.10	H
	7641	-58.63	-13	-45.63	-78.61	-62.08	7.85	11.30	H
	3820.5	-59.53	-13	-46.53	-73.86	-66.77	5.36	12.6	V
	5730.75	-60.42	-13	-47.42	-76.95	-66.00	7.52	13.1	V
	7641	-58.77	-13	-45.77	-78.41	-62.22	7.85	11.3	V

Remark: Spurious emissions within 30-1000MHz were found more than 20dB below limit line.

LTE Band 25 / 10MHz / QPSK									
Channel	Frequency (MHz)	EIRP (dBm)	Limit (dBm)	Over Limit (dB)	SPA Reading (dBm)	S.G. Power (dBm)	TX Cable loss (dB)	TX Antenna Gain (dBi)	Polarization (H/V)
Lowest	3701	-54.57	-13	-41.57	-68.19	-62.30	4.87	12.60	H
	5551.5	-60.03	-13	-47.03	-76.63	-66.01	7.12	13.10	H
	7402	-59.50	-13	-46.50	-79.48	-63.21	7.59	11.30	H
	3701	-60.98	-13	-47.98	-75.31	-68.71	4.87	12.6	V
	5551.5	-60.03	-13	-47.03	-76.56	-66.01	7.12	13.1	V
	7402	-58.66	-13	-45.66	-78.3	-62.37	7.59	11.3	V
Middle	3756	-56.47	-13	-43.47	-70.09	-64.07	5	12.60	H
	5634	-61.56	-13	-48.56	-78.16	-67.36	7.3	13.10	H
	7512	-59.30	-13	-46.30	-79.28	-62.87	7.73	11.30	H
	3756	-59.06	-13	-46.06	-73.39	-66.66	5	12.6	V
	5634	-59.93	-13	-46.93	-76.46	-65.73	7.3	13.1	V
	7512	-58.76	-13	-45.76	-78.4	-62.33	7.73	11.3	V
Highest	3811	-56.11	-13	-43.11	-69.73	-63.35	5.36	12.60	H
	5716.5	-62.18	-13	-49.18	-78.78	-67.76	7.52	13.10	H
	7622	-59.19	-13	-46.19	-79.17	-62.64	7.85	11.30	H
	3811	-55.53	-13	-42.53	-69.86	-62.77	5.36	12.6	V
	5716.5	-60.91	-13	-47.91	-77.44	-66.49	7.52	13.1	V
	7622	-59.66	-13	-46.66	-79.3	-63.11	7.85	11.3	V

Remark: Spurious emissions within 30-1000MHz were found more than 20dB below limit line.

LTE Band 25 / 15MHz / QPSK									
Channel	Frequency (MHz)	EIRP (dBm)	Limit (dBm)	Over Limit (dB)	SPA Reading (dBm)	S.G. Power (dBm)	TX Cable loss (dB)	TX Antenna Gain (dBi)	Polarization (H/V)
Lowest	3701.5	-57.54	-13	-44.54	-71.16	-65.27	4.87	12.60	H
	5552.25	-55.34	-13	-42.34	-71.94	-61.32	7.12	13.10	H
	7403	-59.34	-13	-46.34	-79.32	-63.05	7.59	11.30	H
	3701.5	-61.47	-13	-48.47	-75.8	-69.20	4.87	12.6	V
	5552.25	-60.35	-13	-47.35	-76.88	-66.33	7.12	13.1	V
	7403	-58.44	-13	-45.44	-78.08	-62.15	7.59	11.3	V
Middle	3751.5	-44.98	-13	-31.98	-58.60	-52.58	5	12.60	H
	5627.25	-42.01	-13	-29.01	-58.61	-47.81	7.3	13.10	H
	7503	-59.51	-13	-46.51	-79.49	-63.08	7.73	11.30	H
	3751.5	-53.17	-13	-40.17	-67.5	-60.77	5	12.6	V
	5627.25	-54.38	-13	-41.38	-70.91	-60.18	7.3	13.1	V
	7503	-59.81	-13	-46.81	-79.45	-63.38	7.73	11.3	V
Highest	3801.5	-55.01	-13	-42.01	-68.63	-62.25	5.36	12.60	H
	5702.25	-51.34	-13	-38.34	-67.94	-56.92	7.52	13.10	H
	7603	-59.32	-13	-46.32	-79.30	-62.77	7.85	11.30	H
	3801.5	-58.53	-13	-45.53	-72.86	-65.77	5.36	12.6	V
	5702.25	-59.84	-13	-46.84	-76.37	-65.42	7.52	13.1	V
	7603	-59.57	-13	-46.57	-79.21	-63.02	7.85	11.3	V

Remark: Spurious emissions within 30-1000MHz were found more than 20dB below limit line.

LTE Band 25 / 20MHz / QPSK									
Channel	Frequency (MHz)	EIRP (dBm)	Limit (dBm)	Over Limit (dB)	SPA Reading (dBm)	S.G. Power (dBm)	TX Cable loss (dB)	TX Antenna Gain (dBi)	Polarization (H/V)
Lowest	3702	-50.57	-13	-37.57	-64.19	-58.30	4.87	12.60	H
	5553	-40.60	-13	-27.60	-57.20	-46.58	7.12	13.10	H
	7404	-59.20	-13	-46.20	-79.18	-62.91	7.59	11.30	H
	3702	-56.04	-13	-43.04	-70.37	-63.77	4.87	12.6	V
	5553	-53.89	-13	-40.89	-70.42	-59.87	7.12	13.1	V
	7404	-59.05	-13	-46.05	-78.69	-62.76	7.59	11.3	V
Middle	3747	-54.26	-13	-41.26	-67.88	-61.86	5	12.60	H
	5620.5	-53.05	-13	-40.05	-69.65	-58.85	7.3	13.10	H
	7494	-59.35	-13	-46.35	-79.33	-62.92	7.73	11.30	H
	3747	-60.74	-13	-47.74	-75.07	-68.34	5	12.6	V
	5620.5	-59.99	-13	-46.99	-76.52	-65.79	7.3	13.1	V
	7494	-59.36	-13	-46.36	-79	-62.93	7.73	11.3	V
Highest	3792	-40.30	-13	-27.30	-53.92	-47.54	5.36	12.60	H
	5688	-40.63	-13	-27.63	-57.23	-46.21	7.52	13.10	H
	7584	-59.40	-13	-46.40	-79.38	-62.85	7.85	11.30	H
	3792	-59.28	-13	-46.28	-73.61	-66.52	5.36	12.6	V
	5688	-51.26	-13	-38.26	-67.79	-56.84	7.52	13.1	V
	7584	-59.74	-13	-46.74	-79.38	-63.19	7.85	11.3	V

Remark: Spurious emissions within 30-1000MHz were found more than 20dB below limit line.

LTE Band 26 / 1.4MHz / QPSK									
Channel	Frequency (MHz)	ERP (dBm)	Limit (dBm)	Over Limit (dB)	SPA Reading (dBm)	S.G. Power (dBm)	TX Cable loss (dB)	TX Antenna Gain (dBi)	Polarization (H/V)
Lowest	1648.14	-73.88	-13	-60.88	-75.59	-78.37	2.76	9.40	H
	2472.21	-71.16	-13	-58.16	-77.22	-77.16	2.45	10.60	H
	3296.28	-69.53	-13	-56.53	-77.53	-75.40	4.58	12.60	H
	1648.14	-75.59	-13	-62.59	-75.59	-80.08	2.76	9.40	V
	2472.21	-71.19	-13	-58.19	-77.14	-77.19	2.45	10.60	V
	3296.28	-69.34	-13	-56.34	-77.37	-75.21	4.58	12.60	V
Middle	1661.74	-73.40	-13	-60.40	-75.11	-77.77	2.88	9.40	H
	2492.61	-71.03	-13	-58.03	-77.09	-76.98	2.5	10.60	H
	3323.48	-69.40	-13	-56.40	-77.40	-75.22	4.63	12.60	H
	1661.74	-73.25	-13	-60.25	-75.09	-77.62	2.88	9.40	V
	2492.61	-71.10	-13	-58.10	-77.05	-77.05	2.50	10.60	V
	3323.48	-69.21	-13	-56.21	-77.24	-75.03	4.63	12.60	V
Highest	1695.34	-73.48	-13	-60.48	-75.19	-77.81	2.92	9.40	H
	2543.01	-71.57	-13	-58.57	-77.63	-77.39	2.63	10.60	H
	3390.68	-69.45	-13	-56.45	-77.45	-75.16	4.74	12.60	H
	1695.34	-73.26	-13	-60.26	-75.10	-77.59	2.92	9.40	V
	2543.01	-71.63	-13	-58.63	-77.58	-77.45	2.63	10.60	V
	3390.68	-69.51	-13	-56.51	-77.54	-75.22	4.74	12.60	V

Remark: Spurious emissions within 30-1000MHz were found more than 20dB below limit line.

LTE Band 26 / 3MHz / QPSK									
Channel	Frequency (MHz)	ERP (dBm)	Limit (dBm)	Over Limit (dB)	SPA Reading (dBm)	S.G. Power (dBm)	TX Cable loss (dB)	TX Antenna Gain (dBi)	Polarization (H/V)
Lowest	1648.3	-73.82	-13	-60.82	-75.53	-78.31	2.76	9.40	H
	2472.45	-70.76	-13	-57.76	-76.82	-76.76	2.45	10.60	H
	3296.6	-69.49	-13	-56.49	-77.49	-75.36	4.58	12.60	H
	1648.3	-73.71	-13	-60.71	-75.55	-78.20	2.76	9.40	V
	2472.45	-71.23	-13	-58.23	-77.18	-77.23	2.45	10.60	V
	3296.6	-69.37	-13	-56.37	-77.40	-75.24	4.58	12.60	V
Middle	1660.3	-73.20	-13	-60.20	-74.91	-77.57	2.88	9.40	H
	2490.45	-70.74	-13	-57.74	-76.80	-76.69	2.5	10.60	H
	3320.6	-69.43	-13	-56.43	-77.43	-75.25	4.63	12.60	H
	1660.3	-73.27	-13	-60.27	-75.11	-77.64	2.88	9.40	V
	2490.45	-76.77	-13	-63.77	-76.77	-82.72	2.50	10.60	V
	3320.6	-69.39	-13	-56.39	-77.42	-75.21	4.63	12.60	V
Highest	1692.3	-73.03	-13	-60.03	-74.74	-77.36	2.92	9.40	H
	2538.45	-71.02	-13	-58.02	-77.08	-76.84	2.63	10.60	H
	3384.6	-69.47	-13	-56.47	-77.47	-75.18	4.74	12.60	H
	1692.3	-72.89	-13	-59.89	-74.73	-77.22	2.92	9.40	V
	2538.45	-71.19	-13	-58.19	-77.14	-77.01	2.63	10.60	V
	3384.6	-69.39	-13	-56.39	-77.42	-75.10	4.74	12.60	V

Remark: Spurious emissions within 30-1000MHz were found more than 20dB below limit line.

LTE Band 26 / 5MHz / QPSK									
Channel	Frequency (MHz)	ERP (dBm)	Limit (dBm)	Over Limit (dB)	SPA Reading (dBm)	S.G. Power (dBm)	TX Cable loss (dB)	TX Antenna Gain (dBi)	Polarization (H/V)
Lowest	1648.5	-73.64	-13	-60.64	-75.35	-78.13	2.76	9.40	H
	2472.75	-70.41	-13	-57.41	-76.47	-76.41	2.45	10.60	H
	3297	-69.45	-13	-56.45	-77.45	-75.32	4.58	12.60	H
	1648.5	-73.77	-13	-60.77	-75.61	-78.26	2.76	9.40	V
	2472.75	-71.12	-13	-58.12	-77.07	-77.12	2.45	10.60	V
	3297	-69.54	-13	-56.54	-77.57	-75.41	4.58	12.60	V
Middle	1637.22	-73.58	-13	-60.58	-75.29	-77.95	2.88	9.40	H
	2455.83	-70.67	-13	-57.67	-76.73	-76.62	2.5	10.60	H
	3274.44	-69.41	-13	-56.41	-77.41	-75.23	4.63	12.60	H
	1637.22	-73.36	-13	-60.36	-75.20	-77.73	2.88	9.40	V
	2455.83	-70.96	-13	-57.96	-76.91	-76.91	2.50	10.60	V
	3274.44	-69.27	-13	-56.27	-77.30	-75.09	4.63	12.60	V
Highest	1688.5	-73.21	-13	-60.21	-74.92	-77.54	2.92	9.40	H
	2532.75	-71.09	-13	-58.09	-77.15	-76.91	2.63	10.60	H
	3377	-69.45	-13	-56.45	-77.45	-75.16	4.74	12.60	H
	1688.5	-73.17	-13	-60.17	-75.01	-77.50	2.92	9.40	V
	2532.75	-71.24	-13	-58.24	-77.19	-77.06	2.63	10.60	V
	3377	-69.32	-13	-56.32	-77.35	-75.03	4.74	12.60	V

Remark: Spurious emissions within 30-1000MHz were found more than 20dB below limit line.

LTE Band 26 / 10MHz / QPSK									
Channel	Frequency (MHz)	ERP (dBm)	Limit (dBm)	Over Limit (dB)	SPA Reading (dBm)	S.G. Power (dBm)	TX Cable loss (dB)	TX Antenna Gain (dBi)	Polarization (H/V)
Lowest	1649	-73.61	-13	-60.61	-75.32	-78.10	2.76	9.40	H
	2473.5	-70.69	-13	-57.69	-76.75	-76.69	2.45	10.60	H
	3298	-69.29	-13	-56.29	-77.29	-75.16	4.58	12.60	H
	1649	-73.62	-13	-60.62	-75.46	-78.11	2.76	9.40	V
	2473.5	-70.85	-13	-57.85	-76.80	-76.85	2.45	10.60	V
	3298	-69.36	-13	-56.36	-77.39	-75.23	4.58	12.60	V
Middle	1654	-73.30	-13	-60.30	-75.01	-77.67	2.88	9.40	H
	2481	-70.81	-13	-57.81	-76.87	-76.76	2.50	10.60	H
	3308	-69.19	-13	-56.19	-77.19	-75.01	4.63	12.60	H
	1654	-73.23	-13	-60.23	-75.07	-77.60	2.88	9.40	V
	2481	-76.93	-13	-63.93	-76.93	-82.88	2.50	10.60	V
	3308	-69.09	-13	-56.09	-77.12	-74.91	4.63	12.60	V
Highest	1679	-73.38	-13	-60.38	-75.09	-77.71	2.92	9.40	H
	2518.5	-70.90	-13	-57.90	-76.96	-76.72	2.63	10.60	H
	3358	-69.34	-13	-56.34	-77.34	-75.05	4.74	12.60	H
	1679	-73.24	-13	-60.24	-75.08	-77.57	2.92	9.40	V
	2518.5	-70.91	-13	-57.91	-76.86	-76.73	2.63	10.60	V
	3358	-69.18	-13	-56.18	-77.21	-74.89	4.74	12.60	V

Remark: Spurious emissions within 30-1000MHz were found more than 20dB below limit line.

LTE Band 26 / 15MHz / QPSK									
Channel	Frequency (MHz)	ERP (dBm)	Limit (dBm)	Over Limit (dB)	SPA Reading (dBm)	S.G. Power (dBm)	TX Cable loss (dB)	TX Antenna Gain (dBi)	Polarization (H/V)
Lowest	1649.5	-73.79	-13	-60.79	-75.50	-78.28	2.76	9.40	H
	2474.25	-70.91	-13	-57.91	-76.97	-76.91	2.45	10.60	H
	3299	-69.47	-13	-56.47	-77.50	-75.34	4.58	12.60	H
	1649.5	-73.68	-13	-60.68	-75.52	-78.17	2.76	9.40	V
	2474.25	-71.14	-13	-58.14	-77.09	-77.14	2.45	10.60	V
	3299	-69.43	-13	-56.43	-77.46	-75.30	4.58	12.60	V
Middle	1649.5	-73.28	-13	-60.28	-74.99	-77.65	2.88	9.40	H
	2474.25	-70.83	-13	-57.83	-76.89	-76.78	2.5	10.60	H
	3299	-69.39	-13	-56.39	-77.39	-75.21	4.63	12.60	H
	1649.5	-73.00	-13	-60.00	-74.84	-77.37	2.88	9.40	V
	2474.25	-76.92	-13	-63.92	-76.92	-82.87	2.50	10.60	V
	3299	-69.31	-13	-56.31	-77.34	-75.13	4.63	12.60	V
Highest	1669.5	-73.44	-13	-60.44	-75.15	-77.77	2.92	9.40	H
	2504.25	-71.11	-13	-58.11	-77.17	-76.93	2.63	10.60	H
	3339	-69.35	-13	-56.35	-77.35	-75.06	4.74	12.60	H
	1669.5	-72.97	-13	-59.97	-74.81	-77.30	2.92	9.40	V
	2504.25	-71.19	-13	-58.19	-77.14	-77.01	2.63	10.60	V
	3339	-69.40	-13	-56.40	-77.43	-75.11	4.74	12.60	V

Remark: Spurious emissions within 30-1000MHz were found more than 20dB below limit line.

LTE Band 38 / 5MHz / QPSK									
Channel	Frequency (MHz)	EIRP (dBm)	Limit (dBm)	Over Limit (dB)	SPA Reading (dBm)	S.G. Power (dBm)	TX Cable loss (dB)	TX Antenna Gain (dBi)	Polarization (H/V)
Lowest	5140.5	-57.07	-25	-32.07	-74.14	-63.90	6.19	13.02	H
	7710.8	-55.91	-25	-30.91	-76.78	-59.47	7.70	11.26	H
	10281.0	-49.34	-25	-24.34	-75.44	-53.00	8.39	12.05	H
	5140.5	-59.92	-25	-34.92	-76.66	-66.75	6.19	13.02	V
	7710.8	-57.31	-25	-32.31	-77.85	-60.87	7.70	11.26	V
	10281.0	-53.67	-25	-28.67	-77.96	-57.33	8.39	12.05	V
Middle	5185.5	-56.98	-25	-31.98	-74.05	-63.83	6.25	13.10	H
	7778.3	-56.22	-25	-31.22	-77.09	-59.79	7.73	11.30	H
	10371.0	-50.23	-25	-25.23	-76.33	-53.89	8.44	12.10	H
	5185.5	-61.58	-25	-36.58	-78.32	-68.4256	6.25	13.10	V
	7778.3	-57.19	-25	-32.19	-77.73	-60.7556	7.73	11.30	V
	10371.0	-53.62	-25	-28.62	-77.91	-57.2756	8.44	12.10	V
Highest	5230.5	-57.01	-25	-32.01	-74.08	-63.93	6.30	13.22	H
	7845.8	-56.22	-25	-31.22	-77.09	-59.76	7.79	11.33	H
	10461.0	-47.89	-25	-22.89	-73.99	-51.56	8.51	12.18	H
	10461.0	-61.49	-25	-36.49	-78.23	-68.41	6.30	13.22	V
	7845.8	-55.80	-25	-30.80	-76.34	-59.34	7.79	11.33	V
	10461.0	-52.90	-25	-27.90	-77.19	-56.57	8.51	12.18	V

Remark: Spurious emissions within 30-1000MHz were found more than 20dB below limit line.

LTE Band 38 / 10MHz / QPSK									
Channel	Frequency (MHz)	EIRP (dBm)	Limit (dBm)	Over Limit (dB)	SPA Reading (dBm)	S.G. Power (dBm)	TX Cable loss (dB)	TX Antenna Gain (dBi)	Polarization (H/V)
Lowest	5141.0	-57.47	-25	-32.47	-74.54	-64.30	6.19	13.02	H
	7711.5	-56.21	-25	-31.21	-77.08	-59.77	7.70	11.26	H
	10282.0	-47.82	-25	-22.82	-73.92	-51.48	8.39	12.05	H
	5141.0	-60.13	-25	-35.13	-76.87	-66.96	6.19	13.02	V
	7711.5	-55.74	-25	-30.74	-76.28	-59.30	7.70	11.26	V
	10282.0	-52.52	-25	-27.52	-76.81	-56.18	8.39	12.05	V
Middle	5181.0	-58.31	-25	-33.31	-75.38	-65.16	6.25	13.10	H
	7771.5	-55.69	-25	-30.69	-76.56	-59.26	7.73	11.30	H
	10362.0	-47.71	-25	-22.71	-73.81	-51.37	8.44	12.10	H
	5181.0	-60.51	-25	-35.51	-77.25	-67.3556	6.25	13.10	V
	7771.5	-53.36	-25	-28.36	-73.9	-56.9256	7.73	11.30	V
	10362.0	-52.94	-25	-27.94	-77.23	-56.5956	8.44	12.10	V
Highest	5221.0	-57.73	-25	-32.73	-74.80	-64.65	6.30	13.22	H
	7831.5	-55.97	-25	-30.97	-76.84	-59.51	7.79	11.33	H
	10442.0	-48.79	-25	-23.79	-74.89	-52.46	8.51	12.18	H
	5221.0	-61.49	-25	-36.49	-78.23	-68.41	6.30	13.22	V
	7831.5	-56.17	-25	-31.17	-76.71	-59.71	7.79	11.33	V
	10442.0	-52.56	-25	-27.56	-76.85	-56.23	8.51	12.18	V

Remark: Spurious emissions within 30-1000MHz were found more than 20dB below limit line.

LTE Band 38 / 15MHz / QPSK									
Channel	Frequency (MHz)	EIRP (dBm)	Limit (dBm)	Over Limit (dB)	SPA Reading (dBm)	S.G. Power (dBm)	TX Cable loss (dB)	TX Antenna Gain (dBi)	Polarization (H/V)
Lowest	5141.5	-59.07	-25	-34.07	-76.14	-65.90	6.19	13.02	H
	7712.3	-57.05	-25	-32.05	-77.92	-60.61	7.70	11.26	H
	10283.0	-50.20	-25	-25.20	-76.30	-53.86	8.39	12.05	H
	5141.5	-60.13	-25	-35.13	-76.87	-66.96	6.19	13.02	V
	7712.3	-57.08	-25	-32.08	-77.62	-60.64	7.70	11.26	V
	10283.0	-53.41	-25	-28.41	-77.7	-57.07	8.39	12.05	V
Middle	5176.5	-59.59	-25	-34.59	-76.66	-66.44	6.25	13.10	H
	7764.8	-56.74	-25	-31.74	-77.61	-60.31	7.73	11.30	H
	10353.0	-51.99	-25	-26.99	-78.09	-55.65	8.44	12.10	H
	5176.5	-62.61	-25	-37.61	-79.35	-69.46	6.25	13.10	V
	7764.8	-57.32	-25	-32.32	-77.86	-60.89	7.73	11.30	V
	10353.0	-53.90	-25	-28.90	-78.19	-57.56	8.44	12.10	V
Highest	5211.5	-59.98	-25	-34.98	-77.05	-66.90	6.30	13.22	H
	7817.3	-55.50	-25	-30.50	-76.37	-59.04	7.79	11.33	H
	10423.0	-50.74	-25	-25.74	-76.84	-54.41	8.51	12.18	H
	5211.5	-60.55	-25	-35.55	-77.29	-67.47	6.30	13.22	V
	7817.3	-56.42	-25	-31.42	-76.96	-59.96	7.79	11.33	V
	10423.0	-53.96	-25	-28.96	-78.25	-57.63	8.51	12.18	V

Remark: Spurious emissions within 30-1000MHz were found more than 20dB below limit line.

LTE Band 38 / 20MHz / QPSK									
Channel	Frequency (MHz)	EIRP (dBm)	Limit (dBm)	Over Limit (dB)	SPA Reading (dBm)	S.G. Power (dBm)	TX Cable loss (dB)	TX Antenna Gain (dBi)	Polarization (H/V)
Lowest	5142.0	-59.61	-25	-34.61	-76.68	-66.44	6.19	13.02	H
	7713.0	-56.71	-25	-31.71	-77.58	-60.27	7.70	11.26	H
	10284.0	-50.90	-25	-25.90	-77.00	-54.56	8.39	12.05	H
	5142.0	-61.60	-25	-36.60	-78.34	-68.43	6.19	13.02	V
	7713.0	-57.61	-25	-32.61	-78.15	-61.17	7.70	11.26	V
	10284.0	-52.99	-25	-27.99	-77.28	-56.65	8.39	12.05	V
Middle	5172.0	-59.26	-25	-34.26	-76.33	-66.11	6.25	13.10	H
	7758.0	-56.84	-25	-31.84	-77.71	-60.41	7.73	11.30	H
	10344.0	-50.86	-25	-25.86	-76.96	-54.52	8.44	12.10	H
	5172.0	-62.19	-25	-37.19	-78.93	-69.0356	6.25	13.10	V
	7758.0	-57.46	-25	-32.46	-78	-61.0256	7.73	11.30	V
	10344.0	-55.53	-25	-30.53	-79.82	-59.1856	8.44	12.10	V
Highest	5202.0	-59.28	-25	-34.28	-76.35	-66.20	6.30	13.22	H
	7803.0	-56.43	-25	-31.43	-77.30	-59.97	7.79	11.33	H
	10404.0	-51.81	-25	-26.81	-77.91	-55.48	8.51	12.18	H
	5202.0	-61.71	-25	-36.71	-78.45	-68.63	6.30	13.22	V
	7803.0	-55.55	-25	-30.55	-76.09	-59.09	7.79	11.33	V
	10404.0	-54.86	-25	-29.86	-79.15	-58.53	8.51	12.18	V

Remark: Spurious emissions within 30-1000MHz were found more than 20dB below limit line.

LTE Band 41 / 5MHz / QPSK									
Channel	Frequency (MHz)	EIRP (dBm)	Limit (dBm)	Over Limit (dB)	SPA Reading (dBm)	S.G. Power (dBm)	TX Cable loss (dB)	TX Antenna Gain (dBi)	Polarization (H/V)
Lowest	4992.5	-46.80	-25	-21.80	-63.87	-53.63	6.19	13.02	H
	7488.8	-55.40	-25	-30.40	-76.27	-58.96	7.70	11.26	H
	9985.0	-48.12	-25	-23.12	-74.22	-51.78	8.39	12.05	H
	12481.3	-43.92	-25	-18.92	-72.94	-48.63	8.93	13.64	H
	14977.50	-48.09	-25	-23.09	-77.55	-52.89	9.23	14.03	H
	4992.5	-55.20	-25	-30.20	-71.94	-62.03	6.19	13.02	V
	7488.8	-56.61	-25	-31.61	-77.15	-60.17	7.70	11.26	V
	9985.0	-51.99	-25	-26.99	-76.28	-55.65	8.39	12.05	V
	12481.3	-49.29	-25	-24.29	-78.45	-54.00	8.93	13.64	V
	14977.50	-48.41	-25	-23.41	-78.03	-53.21	9.23	14.03	V
Middle	5181.5	-50.47	-25	-25.47	-67.54	-57.32	6.25	13.10	H
	7772.3	-54.11	-25	-29.11	-74.98	-57.68	7.73	11.30	H
	10363.0	-50.91	-25	-25.91	-77.01	-54.57	8.44	12.10	H
	12953.8	-48.17	-25	-23.17	-77.19	-52.79	8.98	13.60	H
	15544.50	-42.29	-25	-17.29	-71.75	-47.10	9.27	14.08	H
	5181.5	-57.80	-25	-32.80	-74.54	-64.65	6.25	13.10	V
	7772.3	-55.81	-25	-30.81	-76.35	-59.38	7.73	11.30	V
	10363.0	-50.84	-25	-25.84	-75.13	-54.50	8.44	12.10	V
	12953.8	-49.35	-25	-24.35	-78.51	-53.97	8.98	13.60	V
	15544.50	-42.27	-25	-17.27	-71.89	-47.08	9.27	14.08	V
Highest	5370.5	-53.05	-25	-28.05	-70.12	-59.97	6.30	13.22	H
	8055.8	-51.38	-25	-26.38	-72.25	-54.92	7.79	11.33	H
	10741.0	-48.89	-25	-23.89	-74.99	-52.56	8.51	12.18	H
	13426.3	-49.73	-25	-24.73	-78.75	-54.41	8.99	13.67	H
	16111.50	-43.82	-25	-18.82	-73.28	-48.63	9.29	14.10	H
	5370.5	-55.83	-25	-30.83	-72.57	-62.75	6.30	13.22	V
	8055.8	-51.91	-25	-26.91	-72.45	-55.45	7.79	11.33	V
	10741.0	-51.65	-25	-26.65	-75.94	-55.32	8.51	12.18	V
	13426.3	-50.15	-25	-25.15	-79.31	-54.83	8.99	13.67	V
	16111.50	-42.40	-25	-17.40	-72.02	-47.21	9.29	14.10	V

Remark: Spurious emissions within 30-1000MHz were found more than 20dB below limit line.

LTE Band 41 / 10MHz / QPSK									
Channel	Frequency (MHz)	EIRP (dBm)	Limit (dBm)	Over Limit (dB)	SPA Reading (dBm)	S.G. Power (dBm)	TX Cable loss (dB)	TX Antenna Gain (dBi)	Polarization (H/V)
Lowest	4993.0	-47.27	-25	-22.27	-64.34	-54.10	6.19	13.02	H
	7489.5	-55.01	-25	-30.01	-75.88	-58.57	7.70	11.26	H
	9986.0	-45.69	-25	-20.69	-71.79	-49.35	8.39	12.05	H
	12482.5	-42.37	-25	-17.37	-71.39	-47.08	8.93	13.64	H
	14979.00	-49.03	-25	-24.03	-78.49	-53.83	9.23	14.03	H
	4993.0	-55.27	-25	-30.27	-72.01	-62.10	6.19	13.02	V
	7489.5	-54.71	-25	-29.71	-75.25	-58.27	7.70	11.26	V
	9986.0	-51.57	-25	-26.57	-75.86	-55.23	8.39	12.05	V
	12482.5	-48.48	-25	-23.48	-77.64	-53.19	8.93	13.64	V
	14979.00	-46.29	-25	-21.29	-75.91	-51.09	9.23	14.03	V
Middle	5177.0	-51.86	-25	-26.86	-68.93	-58.71	6.25	13.10	H
	7765.5	-53.33	-25	-28.33	-74.20	-56.90	7.73	11.30	H
	10354.0	-47.71	-25	-22.71	-73.81	-51.37	8.44	12.10	H
	12942.5	-48.42	-25	-23.42	-77.44	-53.04	8.98	13.60	H
	15531.00	-43.80	-25	-18.80	-73.26	-48.61	9.27	14.08	H
	5177.0	-56.50	-25	-31.50	-73.24	-63.35	6.25	13.10	V
	7765.5	-56.51	-25	-31.51	-77.05	-60.08	7.73	11.30	V
	10354.0	-50.19	-25	-25.19	-74.48	-53.85	8.44	12.10	V
	12942.5	-49.91	-25	-24.91	-79.07	-54.53	8.98	13.60	V
	15531.00	-39.93	-25	-14.93	-69.55	-44.74	9.27	14.08	V
Highest	5361.0	-54.38	-25	-29.38	-71.45	-61.30	6.30	13.22	H
	8041.5	-52.63	-25	-27.63	-73.50	-56.17	7.79	11.33	H
	10722.0	-49.59	-25	-24.59	-75.69	-53.26	8.51	12.18	H
	13402.5	-50.24	-25	-25.24	-79.26	-54.92	8.99	13.67	H
	16083.00	-44.22	-25	-19.22	-73.68	-49.03	9.29	14.10	H
	5361.0	-56.23	-25	-31.23	-72.97	-63.15	6.30	13.22	V
	8041.5	-52.17	-25	-27.17	-72.71	-55.71	7.79	11.33	V
	10722.0	-52.32	-25	-27.32	-76.61	-55.99	8.51	12.18	V
	13402.5	-50.05	-25	-25.05	-79.21	-54.73	8.99	13.67	V
	16083.00	-46.05	-25	-21.05	-75.67	-50.86	9.29	14.10	V

Remark: Spurious emissions within 30-1000MHz were found more than 20dB below limit line.

LTE Band 41 / 15MHz / QPSK									
Channel	Frequency (MHz)	EIRP (dBm)	Limit (dBm)	Over Limit (dB)	SPA Reading (dBm)	S.G. Power (dBm)	TX Cable loss (dB)	TX Antenna Gain (dBi)	Polarization (H/V)
Lowest	4993.5	-53.87	-25	-28.87	-70.94	-60.70	6.19	13.02	H
	7490.3	-56.89	-25	-31.89	-77.76	-60.45	7.70	11.26	H
	9987.0	-47.69	-25	-22.69	-73.79	-51.35	8.39	12.05	H
	12483.8	-46.72	-25	-21.72	-75.74	-51.43	8.93	13.64	H
	14980.50	-50.00	-25	-25.00	-79.46	-54.80	9.23	14.03	H
	4993.5	-58.82	-25	-33.82	-75.56	-65.65	6.19	13.02	V
	7490.3	-57.37	-25	-32.37	-77.91	-60.93	7.70	11.26	V
	9987.0	-55.57	-25	-30.57	-79.86	-59.23	8.39	12.05	V
	12483.8	-49.82	-25	-24.82	-78.98	-54.53	8.93	13.64	V
	14980.50	-49.80	-25	-24.80	-79.42	-54.60	9.23	14.03	V
Middle	5172.5	-54.50	-25	-29.50	-71.57	-61.35	6.25	13.10	H
	7758.8	-55.34	-25	-30.34	-76.21	-58.91	7.73	11.30	H
	10345.0	-51.10	-25	-26.10	-77.20	-54.76	8.44	12.10	H
	12931.3	-49.08	-25	-24.08	-78.10	-53.70	8.98	13.60	H
	15517.50	-46.78	-25	-21.78	-76.24	-51.59	9.27	14.08	H
	5172.5	-60.79	-25	-35.79	-77.53	-67.64	6.25	13.10	V
	7758.8	-56.05	-25	-31.05	-76.59	-59.62	7.73	11.30	V
	10345.0	-53.36	-25	-28.36	-77.65	-57.02	8.44	12.10	V
	12931.3	-50.65	-25	-25.65	-79.81	-55.27	8.98	13.60	V
	15517.50	-46.81	-25	-21.81	-76.43	-51.62	9.27	14.08	V
Highest	5351.5	-55.30	-25	-30.30	-72.37	-62.22	6.30	13.22	H
	8027.3	-52.65	-25	-27.65	-73.52	-56.19	7.79	11.33	H
	10703.0	-50.73	-25	-25.73	-76.83	-54.40	8.51	12.18	H
	13378.8	-51.05	-25	-26.05	-80.07	-55.73	8.99	13.67	H
	16054.50	-44.18	-25	-19.18	-73.64	-48.99	9.29	14.10	H
	5351.5	-58.13	-25	-33.13	-74.87	-65.05	6.30	13.22	V
	8027.3	-51.82	-25	-26.82	-72.36	-55.36	7.79	11.33	V
	10703.0	-54.72	-25	-29.72	-79.01	-58.39	8.51	12.18	V
	13378.8	-50.67	-25	-25.67	-79.83	-55.35	8.99	13.67	V
	16054.50	-45.40	-25	-20.40	-75.02	-50.21	9.29	14.10	V

Remark: Spurious emissions within 30-1000MHz were found more than 20dB below limit line.

LTE Band 41 / 20MHz / QPSK									
Channel	Frequency (MHz)	EIRP (dBm)	Limit (dBm)	Over Limit (dB)	SPA Reading (dBm)	S.G. Power (dBm)	TX Cable loss (dB)	TX Antenna Gain (dBi)	Polarization (H/V)
Lowest	4994.0	-56.39	-25	-31.39	-73.46	-63.22	6.19	13.02	H
	7491.0	-57.32	-25	-32.32	-78.19	-60.88	7.70	11.26	H
	9988.0	-49.32	-25	-24.32	-75.42	-52.98	8.39	12.05	H
	12485.0	-47.79	-25	-22.79	-76.81	-52.50	8.93	13.64	H
	14982.00	-49.89	-25	-24.89	-79.35	-54.69	9.23	14.03	H
	4994.0	-56.52	-25	-31.52	-73.26	-63.35	6.19	13.02	V
	7491.0	-57.13	-25	-32.13	-77.67	-60.69	7.70	11.26	V
	9988.0	-54.44	-25	-29.44	-78.73	-58.10	8.39	12.05	V
	12485.0	-50.00	-25	-25.00	-79.16	-54.71	8.93	13.64	V
	14982.00	-49.70	-25	-24.70	-79.32	-54.50	9.23	14.03	V
Middle	5168.0	-55.24	-25	-30.24	-72.31	-62.09	6.25	13.10	H
	7752.0	-55.37	-25	-30.37	-76.24	-58.94	7.73	11.30	H
	10336.0	-51.01	-25	-26.01	-77.11	-54.67	8.44	12.10	H
	12920.0	-49.08	-25	-24.08	-78.10	-53.70	8.98	13.60	H
	15504.00	-47.52	-25	-22.52	-76.98	-52.33	9.27	14.08	H
	5168.0	-60.50	-25	-35.50	-77.24	-67.35	6.25	13.10	V
	7752.0	-56.61	-25	-31.61	-77.15	-60.18	7.73	11.30	V
	10336.0	-53.72	-25	-28.72	-78.01	-57.38	8.44	12.10	V
	12920.0	-49.97	-25	-24.97	-79.13	-54.59	8.98	13.60	V
	15504.00	-44.35	-25	-19.35	-73.97	-49.16	9.27	14.08	V
Highest	5342.0	-54.59	-25	-29.59	-71.66	-61.51	6.30	13.22	H
	8013.0	-52.08	-25	-27.08	-72.95	-55.62	7.79	11.33	H
	10684.0	-50.13	-25	-25.13	-76.23	-53.80	8.51	12.18	H
	13355.0	-50.69	-25	-25.69	-79.71	-55.37	8.99	13.67	H
	16026.00	-48.34	-25	-23.34	-77.80	-53.15	9.29	14.10	H
	5342.0	-55.97	-25	-30.97	-72.71	-62.89	6.30	13.22	V
	8013.0	-54.13	-25	-29.13	-74.67	-57.67	7.79	11.33	V
	10684.0	-54.42	-25	-29.42	-78.71	-58.09	8.51	12.18	V
	13355.0	-50.64	-25	-25.64	-79.80	-55.32	8.99	13.67	V
	16026.00	-49.88	-25	-24.88	-79.50	-54.69	9.29	14.10	V

Remark: Spurious emissions within 30-1000MHz were found more than 20dB below limit line.

LTE Band 41 CA / 20M+20M / QPSK									
Channel	Frequency (MHz)	EIRP (dBm)	Limit (dBm)	Over Limit (dB)	SPA Reading (dBm)	S.G. Power (dBm)	TX Cable loss (dB)	TX Antenna Gain (dBi)	Polarization (H/V)
Lowest	5031.8	-60.50	-25	-35.50	-77.57	-67.33	6.19	13.02	H
	7547.7	-54.58	-25	-29.58	-75.45	-58.14	7.70	11.26	H
	10063.6	-54.27	-25	-29.27	-80.37	-57.93	8.39	12.05	H
	5031.8	-54.59	-25	-29.59	-71.33	-61.42	6.19	13.02	V
	7547.7	-57.09	-25	-32.09	-77.63	-60.65	7.70	11.26	V
	10063.6	-51.66	-25	-26.66	-75.95	-55.32	8.39	12.05	V
Middle	5186.0	-59.50	-25	-34.50	-76.57	-66.35	6.25	13.10	H
	7779.0	-54.24	-25	-29.24	-75.11	-57.81	7.73	11.30	H
	10372.0	-52.68	-25	-27.68	-78.78	-56.34	8.44	12.10	H
	5186.0	-54.77	-25	-29.77	-71.51	-61.62	6.25	13.10	V
	7779.0	-54.79	-25	-29.79	-75.33	-58.36	7.73	11.30	V
	10372.0	-53.07	-25	-28.07	-77.36	-56.73	8.44	12.10	V
Highest	5340.0	-60.97	-25	-35.97	-78.04	-67.89	6.30	13.22	H
	8010.3	-52.24	-25	-27.24	-73.11	-55.78	7.79	11.33	H
	10680.4	-52.08	-25	-27.08	-78.18	-55.75	8.51	12.18	H
	5340.0	-57.30	-25	-32.30	-74.04	-64.22	6.30	13.22	V
	8010.3	-54.38	-25	-29.38	-74.92	-57.92	7.79	11.33	V
	10680.4	-52.73	-25	-27.73	-77.02	-56.40	8.51	12.18	V

Remark: Spurious emissions within 30-1000MHz were found more than 20dB below limit line.

LTE Band 41 CA / 20M+15M / QPSK									
Channel	Frequency (MHz)	EIRP (dBm)	Limit (dBm)	Over Limit (dB)	SPA Reading (dBm)	S.G. Power (dBm)	TX Cable loss (dB)	TX Antenna Gain (dBi)	Polarization (H/V)
Lowest	5029.1	-60.40	-25	-35.40	-77.47	-67.23	6.19	13.02	H
	7543.7	-54.45	-25	-29.45	-75.32	-58.01	7.70	11.26	H
	10058.2	-52.96	-25	-27.96	-79.06	-56.62	8.39	12.05	H
	5029.1	-54.16	-25	-29.16	-70.9	-60.99	6.19	13.02	V
	7543.7	-56.63	-25	-31.63	-77.17	-60.19	7.70	11.26	V
	10058.2	-49.49	-25	-24.49	-73.78	-53.15	8.39	12.05	V
Middle	5188.3	-59.87	-25	-34.87	-76.94	-66.72	6.25	13.10	H
	7782.5	-54.70	-25	-29.70	-75.57	-58.27	7.73	11.30	H
	10376.6	-52.26	-25	-27.26	-78.36	-55.92	8.44	12.10	H
	5188.3	-57.58	-25	-32.58	-74.32	-64.43	6.25	13.10	V
	7782.5	-55.57	-25	-30.57	-76.11	-59.14	7.73	11.30	V
	10376.6	-51.42	-25	-26.42	-75.71	-55.08	8.44	12.10	V
Highest	5347.3	-60.02	-25	-35.02	-77.09	-66.94	6.30	13.22	H
	8021.0	-51.56	-25	-26.56	-72.43	-55.10	7.79	11.33	H
	10694.6	-53.07	-25	-28.07	-79.17	-56.74	8.51	12.18	H
	5347.3	-58.22	-25	-33.22	-74.96	-65.14	6.30	13.22	V
	8021.0	-53.63	-25	-28.63	-74.17	-57.17	7.79	11.33	V
	10694.6	-54.80	-25	-29.80	-79.09	-58.47	8.51	12.18	V

Remark: Spurious emissions within 30-1000MHz were found more than 20dB below limit line.

LTE Band 41 CA / 15M+20M / QPSK									
Channel	Frequency (MHz)	EIRP (dBm)	Limit (dBm)	Over Limit (dB)	SPA Reading (dBm)	S.G. Power (dBm)	TX Cable loss (dB)	TX Antenna Gain (dBi)	Polarization (H/V)
Lowest	5024.7	-59.79	-25	-34.79	-76.86	-66.62	6.19	13.02	H
	7537.1	-53.09	-25	-28.09	-73.96	-56.65	7.70	11.26	H
	10049.4	-47.07	-25	-22.07	-73.17	-50.73	8.39	12.05	H
	5024.7	-52.84	-25	-27.84	-69.58	-59.67	6.19	13.02	V
	7537.1	-53.87	-25	-28.87	-74.41	-57.43	7.70	11.26	V
	10049.4	-48.60	-25	-23.60	-72.89	-52.26	8.39	12.05	V
Middle	5183.7	-59.39	-25	-34.39	-76.46	-66.24	6.25	13.10	H
	7775.6	-53.73	-25	-28.73	-74.60	-57.30	7.73	11.30	H
	10367.4	-52.78	-25	-27.78	-78.88	-56.44	8.44	12.10	H
	5183.7	-55.54	-25	-30.54	-72.28	-62.39	6.25	13.10	V
	7775.6	-54.68	-25	-29.68	-75.22	-58.25	7.73	11.30	V
	10367.4	-52.89	-25	-27.89	-77.18	-56.55	8.44	12.10	V
Highest	5342.9	-59.53	-25	-34.53	-76.60	-66.45	6.30	13.22	H
	8014.4	-51.84	-25	-26.84	-72.71	-55.38	7.79	11.33	H
	10674.0	-53.68	-25	-28.68	-79.78	-57.35	8.51	12.18	H
	5342.9	-58.21	-25	-33.21	-74.95	-65.13	6.30	13.22	V
	8014.4	-53.19	-25	-28.19	-73.73	-56.73	7.79	11.33	V
	10674.0	-51.85	-25	-26.85	-76.14	-55.52	8.51	12.18	V

Remark: Spurious emissions within 30-1000MHz were found more than 20dB below limit line.

LTE Band 41 CA / 15M+15M / QPSK									
Channel	Frequency (MHz)	EIRP (dBm)	Limit (dBm)	Over Limit (dB)	SPA Reading (dBm)	S.G. Power (dBm)	TX Cable loss (dB)	TX Antenna Gain (dBi)	Polarization (H/V)
Lowest	5022.0	-58.90	-25	-33.90	-75.97	-65.73	6.19	13.02	H
	7533.0	-55.31	-25	-30.31	-76.18	-58.87	7.70	11.26	H
	10044.0	-53.53	-25	-28.53	-79.63	-57.19	8.39	12.05	H
	5022.0	-53.06	-25	-28.06	-69.8	-59.89	6.19	13.02	V
	7533.0	-55.83	-25	-30.83	-76.37	-59.39	7.70	11.26	V
	10044.0	-49.67	-25	-24.67	-73.96	-53.33	8.39	12.05	V
Middle	5186.0	-58.34	-25	-33.34	-75.41	-65.19	6.25	13.10	H
	7779.0	-54.89	-25	-29.89	-75.76	-58.46	7.73	11.30	H
	10372.0	-52.52	-25	-27.52	-78.62	-56.18	8.44	12.10	H
	5186.0	-55.19	-25	-30.19	-71.93	-62.0356	6.25	13.10	V
	7779.0	-54.86	-25	-29.86	-75.4	-58.4256	7.73	11.30	V
	10372.0	-53.78	-25	-28.78	-78.07	-57.4356	8.44	12.10	V
Highest	5350.0	-58.39	-25	-33.39	-75.46	-65.31	6.30	13.22	H
	8025.0	-51.49	-25	-26.49	-72.36	-55.03	7.79	11.33	H
	10700.0	-52.63	-25	-27.63	-78.73	-56.30	8.51	12.18	H
	5350.0	-56.27	-25	-31.27	-73.01	-63.19	6.30	13.22	V
	8025.0	-52.80	-25	-27.80	-73.34	-56.34	7.79	11.33	V
	10700.0	-51.98	-25	-26.98	-76.27	-55.65	8.51	12.18	V

Remark: Spurious emissions within 30-1000MHz were found more than 20dB below limit line.

LTE Band 41 CA / 20M+10M / QPSK									
Channel	Frequency (MHz)	EIRP (dBm)	Limit (dBm)	Over Limit (dB)	SPA Reading (dBm)	S.G. Power (dBm)	TX Cable loss (dB)	TX Antenna Gain (dBi)	Polarization (H/V)
Lowest	5026.4	-59.57	-25	-34.57	-76.64	-66.40	6.19	13.02	H
	7539.6	-55.18	-25	-30.18	-76.05	-58.74	7.70	11.26	H
	10052.8	-53.48	-25	-28.48	-79.58	-57.14	8.39	12.05	H
	5026.4	-55.12	-25	-30.12	-71.86	-61.95	6.19	13.02	V
	7539.6	-57.07	-25	-32.07	-77.61	-60.63	7.70	11.26	V
	10052.8	-52.34	-25	-27.34	-76.63	-56.00	8.39	12.05	V
Middle	5190.6	-58.94	-25	-33.94	-76.01	-65.79	6.25	13.10	H
	7785.9	-54.62	-25	-29.62	-75.49	-58.19	7.73	11.30	H
	10381.2	-52.40	-25	-27.40	-78.50	-56.06	8.44	12.10	H
	5190.6	-56.16	-25	-31.16	-72.9	-63.01	6.25	13.10	V
	7785.9	-55.35	-25	-30.35	-75.89	-58.92	7.73	11.30	V
	10381.2	-51.84	-25	-26.84	-76.13	-55.50	8.44	12.10	V
Highest	5354.6	-57.94	-25	-32.94	-75.01	-64.86	6.30	13.22	H
	8031.9	-50.70	-25	-25.70	-71.57	-54.24	7.79	11.33	H
	10719.0	-52.96	-25	-27.96	-79.06	-56.63	8.51	12.18	H
	5354.6	-57.28	-25	-32.28	-74.02	-64.20	6.30	13.22	V
	8031.9	-52.30	-25	-27.30	-72.84	-55.84	7.79	11.33	V
	10719.0	-53.56	-25	-28.56	-77.85	-57.23	8.51	12.18	V

Remark: Spurious emissions within 30-1000MHz were found more than 20dB below limit line.

LTE Band 41 CA / 10M+20M / QPSK									
Channel	Frequency (MHz)	EIRP (dBm)	Limit (dBm)	Over Limit (dB)	SPA Reading (dBm)	S.G. Power (dBm)	TX Cable loss (dB)	TX Antenna Gain (dBi)	Polarization (H/V)
Lowest	5017.4	-57.76	-25	-32.76	-74.83	-64.59	6.19	13.02	H
	7518.0	-53.17	-25	-28.17	-74.04	-56.73	7.70	11.26	H
	10034.8	-53.09	-25	-28.09	-79.19	-56.75	8.39	12.05	H
	5017.4	-51.42	-25	-26.42	-68.16	-58.25	6.19	13.02	V
	7518.0	-55.53	-25	-30.53	-76.07	-59.09	7.70	11.26	V
	10034.8	-51.56	-25	-26.56	-75.85	-55.22	8.39	12.05	V
Middle	5181.6	-58.76	-25	-33.76	-75.83	-65.61	6.25	13.10	H
	7764.0	-54.14	-25	-29.14	-75.01	-57.71	7.73	11.30	H
	10350.0	-51.67	-25	-26.67	-77.77	-55.33	8.44	12.10	H
	5181.6	-54.16	-25	-29.16	-70.9	-61.0056	6.25	13.10	V
	7764.0	-54.34	-25	-29.34	-74.88	-57.9056	7.73	11.30	V
	10350.0	-51.15	-25	-26.15	-75.44	-54.8056	8.44	12.10	V
Highest	5345.6	-58.15	-25	-33.15	-75.22	-65.07	6.30	13.22	H
	8010.0	-51.57	-25	-26.57	-72.44	-55.11	7.79	11.33	H
	10691.2	-51.30	-25	-26.30	-77.40	-54.97	8.51	12.18	H
	5345.6	-58.60	-25	-33.60	-75.34	-65.52	6.30	13.22	V
	8010.0	-51.71	-25	-26.71	-72.25	-55.25	7.79	11.33	V
	10691.2	-49.89	-25	-24.89	-74.18	-53.56	8.51	12.18	V

Remark: Spurious emissions within 30-1000MHz were found more than 20dB below limit line.

LTE Band 41 CA / 20M+5M / QPSK									
Channel	Frequency (MHz)	EIRP (dBm)	Limit (dBm)	Over Limit (dB)	SPA Reading (dBm)	S.G. Power (dBm)	TX Cable loss (dB)	TX Antenna Gain (dBi)	Polarization (H/V)
Lowest	5023.7	-60.34	-25	-35.34	-77.41	-67.17	6.19	13.02	H
	7535.6	-56.05	-25	-31.05	-76.92	-59.61	7.70	11.26	H
	10062.0	-54.67	-25	-29.67	-80.77	-58.33	8.39	12.05	H
	5023.7	-54.59	-25	-29.59	-71.33	-61.42	6.19	13.02	V
	7535.6	-55.55	-25	-30.55	-76.09	-59.11	7.70	11.26	V
	10062.0	-51.47	-25	-26.47	-75.76	-55.13	8.39	12.05	V
Middle	5192.7	-58.88	-25	-33.88	-75.95	-65.73	6.25	13.10	H
	7789.1	-53.07	-25	-28.07	-73.94	-56.64	7.73	11.30	H
	10385.4	-51.50	-25	-26.50	-77.60	-55.16	8.44	12.10	H
	5192.7	-56.76	-25	-31.76	-73.5	-63.61	6.25	13.10	V
	7789.1	-54.63	-25	-29.63	-75.17	-58.20	7.73	11.30	V
	10385.4	-53.28	-25	-28.28	-77.57	-56.94	8.44	12.10	V
Highest	5361.7	-58.66	-25	-33.66	-75.73	-65.58	6.30	13.22	H
	8042.6	-51.94	-25	-26.94	-72.81	-55.48	7.79	11.33	H
	10723.4	-49.66	-25	-24.66	-75.76	-53.33	8.51	12.18	H
	5361.7	-58.18	-25	-33.18	-74.92	-65.10	6.30	13.22	V
	8042.6	-53.54	-25	-28.54	-74.08	-57.08	7.79	11.33	V
	10723.4	-49.97	-25	-24.97	-74.26	-53.64	8.51	12.18	V

Remark: Spurious emissions within 30-1000MHz were found more than 20dB below limit line.

LTE Band 41 CA / 5M+20M / QPSK									
Channel	Frequency (MHz)	EIRP (dBm)	Limit (dBm)	Over Limit (dB)	SPA Reading (dBm)	S.G. Power (dBm)	TX Cable loss (dB)	TX Antenna Gain (dBi)	Polarization (H/V)
Lowest	5010.3	-57.34	-25	-32.34	-74.41	-64.17	6.19	13.02	H
	7515.5	-53.59	-25	-28.59	-74.46	-57.15	7.70	11.26	H
	10358.6	-54.30	-25	-29.30	-80.40	-57.96	8.39	12.05	H
	5010.3	-51.63	-25	-26.63	-68.37	-58.46	6.19	13.02	V
	7515.5	-53.92	-25	-28.92	-74.46	-57.48	7.70	11.26	V
	10358.6	-53.28	-25	-28.28	-77.57	-56.94	8.39	12.05	V
Middle	5179.3	-57.82	-25	-32.82	-74.89	-64.67	6.25	13.10	H
	7769.0	-53.25	-25	-28.25	-74.12	-56.82	7.73	11.30	H
	10358.6	-51.39	-25	-26.39	-77.49	-55.05	8.44	12.10	H
	5179.3	-53.83	-25	-28.83	-70.57	-60.68	6.25	13.10	V
	7769.0	-54.42	-25	-29.42	-74.96	-57.99	7.73	11.30	V
	10358.6	-53.26	-25	-28.26	-77.55	-56.92	8.44	12.10	V
Highest	5348.3	-58.67	-25	-33.67	-75.74	-65.59	6.30	13.22	H
	8022.5	-52.01	-25	-27.01	-72.88	-55.55	7.79	11.33	H
	10696.6	-50.04	-25	-25.04	-76.14	-53.71	8.51	12.18	H
	5348.3	-57.27	-25	-32.27	-74.01	-64.19	6.30	13.22	V
	8022.5	-53.38	-25	-28.38	-73.92	-56.92	7.79	11.33	V
	10696.6	-52.56	-25	-27.56	-76.85	-56.23	8.51	12.18	V

Remark: Spurious emissions within 30-1000MHz were found more than 20dB below limit line.

LTE Band 66 / 1.4MHz / QPSK									
Channel	Frequency (MHz)	EIRP (dBm)	Limit (dBm)	Over Limit (dB)	SPA Reading (dBm)	S.G. Power (dBm)	TX Cable loss (dB)	TX Antenna Gain (dBi)	Polarization (H/V)
Lowest	3420.14	-49.50	-13	-36.50	-63.20	-57.52	4.66	12.68	H
	5130.21	-56.71	-13	-43.71	-74.64	-63.17	6.31	12.77	H
	6840.28	-58.84	-13	-45.84	-78.46	-63.54	8.35	13.05	H
	3420.14	-59.82	-13	-46.82	-71.23	-67.84	4.66	12.68	V
	5130.21	-65.54	-13	-52.54	-79.15	-72.00	6.31	12.77	V
	6840.28	-60.60	-13	-47.60	-79.72	-65.30	8.35	13.05	V
Middle	3488.74	-41.79	-13	-28.79	-55.49	-49.83	4.66	12.70	H
	5233.11	-56.29	-13	-43.29	-74.22	-62.78	6.31	12.80	H
	6977.48	-57.55	-13	-44.55	-77.17	-62.30	8.35	13.10	H
	3488.74	-53.13	-13	-40.13	-64.54	-61.17	4.66	12.70	V
	5233.11	-64.66	-13	-51.66	-78.27	-71.15	6.31	12.80	V
	6977.48	-60.23	-13	-47.23	-79.35	-64.98	8.35	13.10	V
Highest	3557.34	-51.99	-13	-38.99	-65.69	-60.09	4.66	12.76	H
	5336.01	-59.29	-13	-46.29	-77.22	-65.83	6.31	12.85	H
	7114.68	-58.01	-13	-45.01	-77.63	-62.88	8.35	13.22	H
	3557.34	-62.71	-13	-49.71	-74.12	-70.81	4.66	12.76	V
	5336.01	-65.01	-13	-52.01	-78.62	-71.55	6.31	12.85	V
	7114.68	-60.18	-13	-47.18	-79.3	-65.05	8.35	13.22	V

Remark: Spurious emissions within 30-1000MHz were found more than 20dB below limit line.

LTE Band 66 / 3MHz / QPSK									
Channel	Frequency (MHz)	EIRP (dBm)	Limit (dBm)	Over Limit (dB)	SPA Reading (dBm)	S.G. Power (dBm)	TX Cable loss (dB)	TX Antenna Gain (dBi)	Polarization (H/V)
Lowest	3420.3	-52.76	-13	-39.76	-66.46	-60.78	4.66	12.68	H
	5130.45	-60.07	-13	-47.07	-78.00	-66.53	6.31	12.77	H
	6840.6	-59.33	-13	-46.33	-78.95	-64.03	8.35	13.05	H
	3420.3	-62.28	-13	-49.28	-73.69	-70.30	4.66	12.68	V
	5130.45	-65.75	-13	-52.75	-79.36	-72.21	6.31	12.77	V
	6840.6	-60.47	-13	-47.47	-79.59	-65.17	8.35	13.05	V
Middle	3487.3	-50.04	-13	-37.04	-63.74	-58.08	4.66	12.70	H
	5230.95	-60.75	-13	-47.75	-78.68	-67.24	6.31	12.80	H
	6974.6	-59.80	-13	-46.80	-79.42	-64.55	8.35	13.10	H
	3487.3	-61.74	-13	-48.74	-73.15	-69.78	4.66	12.70	V
	5230.95	-65.88	-13	-52.88	-79.49	-72.37	6.31	12.80	V
	6974.6	-60.39	-13	-47.39	-79.51	-65.14	8.35	13.10	V
Highest	3554.3	-57.62	-13	-44.62	-71.32	-65.72	4.66	12.76	H
	5331.45	-61.25	-13	-48.25	-79.18	-67.79	6.31	12.85	H
	7108.6	-59.63	-13	-46.63	-79.25	-64.50	8.35	13.22	H
	3554.3	-65.51	-13	-52.51	-76.92	-73.61	4.66	12.76	V
	5331.45	-65.75	-13	-52.75	-79.36	-72.29	6.31	12.85	V
	7108.6	-59.89	-13	-46.89	-79.01	-64.76	8.35	13.22	V

Remark: Spurious emissions within 30-1000MHz were found more than 20dB below limit line.

LTE Band 66 / 5MHz / QPSK									
Channel	Frequency (MHz)	EIRP (dBm)	Limit (dBm)	Over Limit (dB)	SPA Reading (dBm)	S.G. Power (dBm)	TX Cable loss (dB)	TX Antenna Gain (dBi)	Polarization (H/V)
Lowest	3420.5	-48.59	-13	-35.59	-62.29	-56.61	4.66	12.68	H
	5130.75	-56.56	-13	-43.56	-74.49	-63.02	6.31	12.77	H
	6841	-58.56	-13	-45.56	-78.18	-63.26	8.35	13.05	H
	3420.5	-59.77	-13	-46.77	-71.18	-67.79	4.66	12.68	V
	5130.75	-65.35	-13	-52.35	-78.96	-71.81	6.31	12.77	V
	6841	-60.58	-13	-47.58	-79.7	-65.28	8.35	13.05	V
Middle	3485.5	-42.98	-13	-29.98	-56.68	-51.02	4.66	12.70	H
	5228.25	-57.17	-13	-44.17	-75.10	-63.66	6.31	12.80	H
	6971	-58.26	-13	-45.26	-77.88	-63.01	8.35	13.10	H
	3485.5	-54.51	-13	-41.51	-65.92	-62.55	4.66	12.70	V
	5228.25	-64.87	-13	-51.87	-78.48	-71.36	6.31	12.80	V
	6971	-60.07	-13	-47.07	-79.19	-64.82	8.35	13.10	V
Highest	3550.5	-45.76	-13	-32.76	-59.46	-53.86	4.66	12.76	H
	5325.75	-58.69	-13	-45.69	-76.62	-65.23	6.31	12.85	H
	7101	-58.31	-13	-45.31	-77.93	-63.18	8.35	13.22	H
	3550.5	-58.33	-13	-45.33	-69.74	-66.43	4.66	12.76	V
	5325.75	-63.78	-13	-50.78	-77.39	-70.32	6.31	12.85	V
	7101	-60.13	-13	-47.13	-79.25	-65.00	8.35	13.22	V

Remark: Spurious emissions within 30-1000MHz were found more than 20dB below limit line.

LTE Band 66 / 10MHz / QPSK									
Channel	Frequency (MHz)	EIRP (dBm)	Limit (dBm)	Over Limit (dB)	SPA Reading (dBm)	S.G. Power (dBm)	TX Cable loss (dB)	TX Antenna Gain (dBi)	Polarization (H/V)
Lowest	3421	-49.44	-13	-36.44	-63.14	-57.46	4.66	12.68	H
	5131.5	-56.64	-13	-43.64	-74.57	-63.10	6.31	12.77	H
	6842	-58.46	-13	-45.46	-78.08	-63.16	8.35	13.05	H
	3421	-58.22	-13	-45.22	-69.63	-66.24	4.66	12.68	V
	5131.5	-65.65	-13	-52.65	-79.26	-72.11	6.31	12.77	V
	6842	-60.52	-13	-47.52	-79.64	-65.22	8.35	13.05	V
Middle	3481	-45.67	-13	-32.67	-59.37	-53.71	4.66	12.70	H
	5221.5	-57.10	-13	-44.10	-75.03	-63.59	6.31	12.80	H
	6962	-58.85	-13	-45.85	-78.47	-63.60	8.35	13.10	H
	3481	-60.40	-13	-47.40	-71.81	-68.44	4.66	12.70	V
	5221.5	-65.70	-13	-52.70	-79.31	-72.19	6.31	12.80	V
	6962	-60.44	-13	-47.44	-79.56	-65.19	8.35	13.10	V
Highest	3541	-48.85	-13	-35.85	-62.55	-56.95	4.66	12.76	H
	5311.5	-61.74	-13	-48.74	-79.67	-68.28	6.31	12.85	H
	7082	-59.61	-13	-46.61	-79.23	-64.48	8.35	13.22	H
	3541	-58.50	-13	-45.50	-69.91	-66.60	4.66	12.76	V
	5311.5	-65.33	-13	-52.33	-78.94	-71.87	6.31	12.85	V
	7082	-60.07	-13	-47.07	-79.19	-64.94	8.35	13.22	V

Remark: Spurious emissions within 30-1000MHz were found more than 20dB below limit line.

LTE Band 66 / 15MHz / QPSK									
Channel	Frequency (MHz)	EIRP (dBm)	Limit (dBm)	Over Limit (dB)	SPA Reading (dBm)	S.G. Power (dBm)	TX Cable loss (dB)	TX Antenna Gain (dBi)	Polarization (H/V)
Lowest	3421.5	-48.74	-13	-35.74	-62.44	-56.76	4.66	12.68	H
	5132.25	-57.60	-13	-44.60	-75.53	-64.06	6.31	12.77	H
	6843	-58.74	-13	-45.74	-78.36	-63.44	8.35	13.05	H
	3421.5	-59.01	-13	-46.01	-70.42	-67.03	4.66	12.68	V
	5132.25	-65.50	-13	-52.50	-79.11	-71.96	6.31	12.77	V
	6843	-60.69	-13	-47.69	-79.81	-65.39	8.35	13.05	V
Middle	3476.5	-46.42	-13	-33.42	-60.12	-54.46	4.66	12.70	H
	5214.75	-56.52	-13	-43.52	-74.45	-63.01	6.31	12.80	H
	6953	-57.37	-13	-44.37	-76.99	-62.12	8.35	13.10	H
	3476.5	-58.39	-13	-45.39	-69.8	-66.43	4.66	12.70	V
	5214.75	-65.04	-13	-52.04	-78.65	-71.53	6.31	12.80	V
	6953	-60.41	-13	-47.41	-79.53	-65.16	8.35	13.10	V
Highest	3531.5	-47.26	-13	-34.26	-60.96	-55.36	4.66	12.76	H
	5297.25	-56.33	-13	-43.33	-74.26	-62.87	6.31	12.85	H
	7063	-57.49	-13	-44.49	-77.11	-62.36	8.35	13.22	H
	3531.5	-59.84	-13	-46.84	-71.25	-67.94	4.66	12.76	V
	5297.25	-64.18	-13	-51.18	-77.79	-70.72	6.31	12.85	V
	7063	-60.09	-13	-47.09	-79.21	-64.96	8.35	13.22	V

Remark: Spurious emissions within 30-1000MHz were found more than 20dB below limit line.

LTE Band 66 / 20MHz / QPSK									
Channel	Frequency (MHz)	EIRP (dBm)	Limit (dBm)	Over Limit (dB)	SPA Reading (dBm)	S.G. Power (dBm)	TX Cable loss (dB)	TX Antenna Gain (dBi)	Polarization (H/V)
Lowest	3422	-48.60	-13	-35.60	-62.30	-56.62	4.66	12.68	H
	5133	-57.71	-13	-44.71	-75.64	-64.17	6.31	12.77	H
	6844	-58.19	-13	-45.19	-77.81	-62.89	8.35	13.05	H
	3422	-59.03	-13	-46.03	-70.44	-67.05	4.66	12.68	V
	5133	-65.71	-13	-52.71	-79.32	-72.17	6.31	12.77	V
	6844	-60.63	-13	-47.63	-79.75	-65.33	8.35	13.05	V
Middle	3472	-48.99	-13	-35.99	-62.69	-57.03	4.66	12.70	H
	5208	-56.77	-13	-43.77	-74.70	-63.26	6.31	12.80	H
	6944	-57.59	-13	-44.59	-77.21	-62.34	8.35	13.10	H
	3472	-59.68	-13	-46.68	-71.09	-67.72	4.66	12.70	V
	5208	-65.64	-13	-52.64	-79.25	-72.13	6.31	12.80	V
	6944	-60.55	-13	-47.55	-79.67	-65.30	8.35	13.10	V
Highest	3522	-51.94	-13	-38.94	-65.64	-60.04	4.66	12.76	H
	5283	-57.70	-13	-44.70	-75.63	-64.24	6.31	12.85	H
	7044	-57.99	-13	-44.99	-77.61	-62.86	8.35	13.22	H
	3522	-62.33	-13	-49.33	-73.74	-70.43	4.66	12.76	V
	5283	-65.38	-13	-52.38	-78.99	-71.92	6.31	12.85	V
	7044	-60.15	-13	-47.15	-79.27	-65.02	8.35	13.22	V

Remark: Spurious emissions within 30-1000MHz were found more than 20dB below limit line.