#01_HAC_T-Coil_GSM850_Voice(speech codec handset low)_FR V1_Ch189_Axial (Z)

Communication System: GSM850; Frequency: 836.4 MHz
Medium: Air Medium parameters used: $\sigma = 0$ S/m, $\varepsilon_r = 1$; $\rho = 0$ kg/m^3
Ambient Temperature：23.3 ℃

DASY5 Configuration
- Probe: AM1DV3 - 3130; ; Calibrated: 2017/11/21
- Sensor-Surface: 0mm (Fix Surface)
- Electronics: DAE4 Sn853; Calibrated: 2017/7/19
- Phantom: HAC Test Arch with AMCC; Type: SD HAC P01 BA;
- Measurement SW: DASY52, Version 52.8 (8); SEMCAD X Version 14.6.10 (7373)

General Scans/z (axial) 4.2mm 50 x 50/ABM Interpolated SNR(x,y,z) (121x121x1):

Interpolatedgrid: dx=1.000 mm, dy=1.000 mm
ABM1/ABM2 = 40.81 dB
ABM1 comp = 10.43 dBA/m
Location: 4, -4, 3.7 mm

0 dB = 109.7 = 40.80 dB

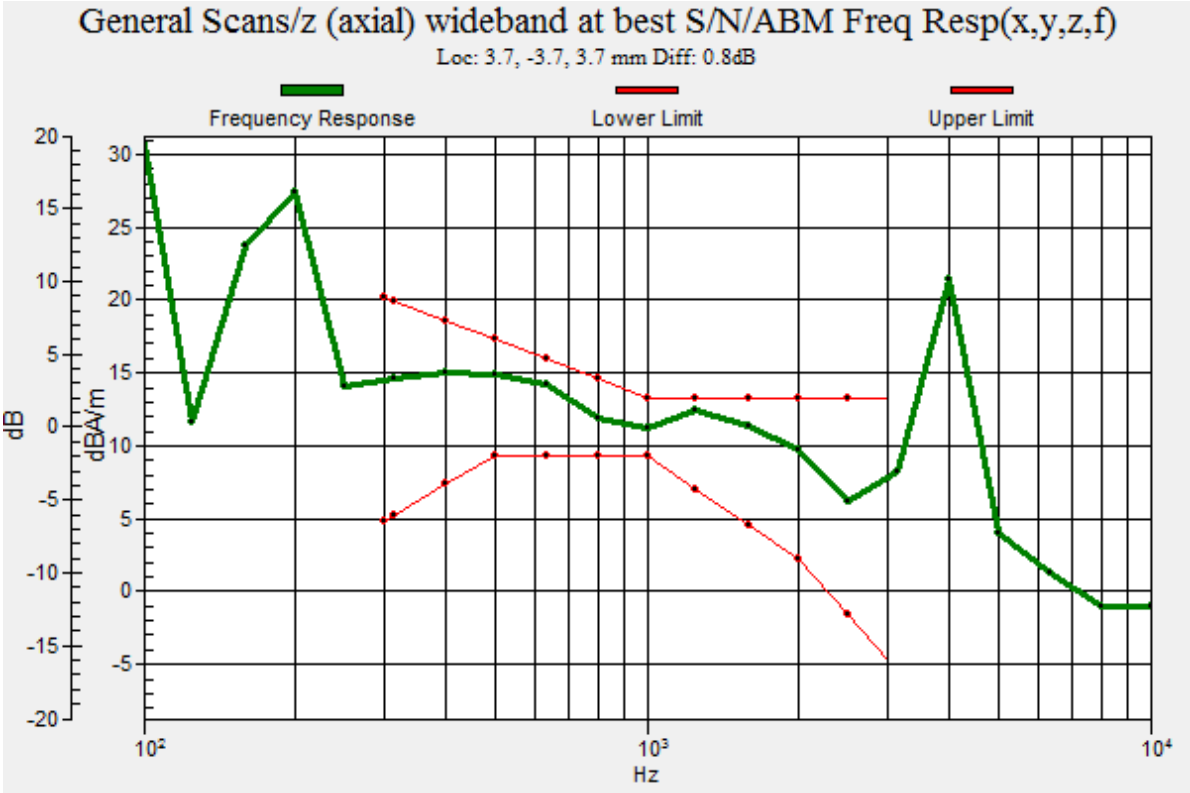
General Scans/z (axial) wideband at best S/N/ABM Freq Resp(x,y,z,f)
Loc: 3.7, -3.7, 3.7 mm Diff: 0.8dB
Frequency Response
Lower Limit
Upper Limit
dB
dBA/m
Hz

#01_HAC_T-Coil_GSM850_Voice(speech codec handset low)_FR V1_Ch189_Transversal (Y)

Communication System: GSM850; Frequency: 836.4 MHz
Medium: Air Medium parameters used: $\sigma = 0$ S/m, $\varepsilon_r = 1$; $\rho = 0$ kg/m^3
Ambient Temperature：23.3 ℃

DASY5 Configuration
- Probe: AM1DV3 - 3130; ; Calibrated: 2017/11/21
- Sensor-Surface: 0mm (Fix Surface)
- Electronics: DAE4 Sn853; Calibrated: 2017/7/19
- Phantom: HAC Test Arch with AMCC; Type: SD HAC P01 BA;
- Measurement SW: DASY52, Version 52.8 (8); SEMCAD X Version 14.6.10 (7373)

General Scans/y (transversal) 4.2mm 50 x 50/ABM Interpolated SNR(x,y,z) (121x121x1):

Interpolated grid: dx=1.000 mm, dy=1.000 mm
ABM1/ABM2 = 43.04 dB
ABM1 comp = 0.60 dBA/m
Location: 4, 7.2, 3.7 mm

0 dB = 141.9 = 43.04 dB

#02_HAC_T-Coil_GSM1900_Voice(speech codec handset low)_FR V1_Ch661_Axial (Z)

Communication System: PCS; Frequency: 1880 MHz
Medium: Air Medium parameters used: $\sigma = 0$ S/m, $\varepsilon_r = 1$; $\rho = 0$ kg/m^3
Ambient Temperature：23.3 ℃

DASY5 Configuration
- Probe: AM1DV3 - 3130; ; Calibrated: 2017/11/21
- Sensor-Surface: 0mm (Fix Surface)
- Electronics: DAE4 Sn853; Calibrated: 2017/7/19
- Phantom: HAC Test Arch with AMCC; Type: SD HAC P01 BA;
- Measurement SW: DASY52, Version 52.8 (8); SEMCAD X Version 14.6.10 (7373)

General Scans/z (axial) 4.2mm 50 x 50/ABM Interpolated SNR(x,y,z) (121x121x1):

Interpolated grid: dx=1.000 mm, dy=1.000 mm
ABM1/ABM2 = 43.08 dB
ABM1 comp = 10.46 dBA/m
Location: 3.3, -3.3, 3.7 mm

0 dB = 142.5 = 43.08 dB

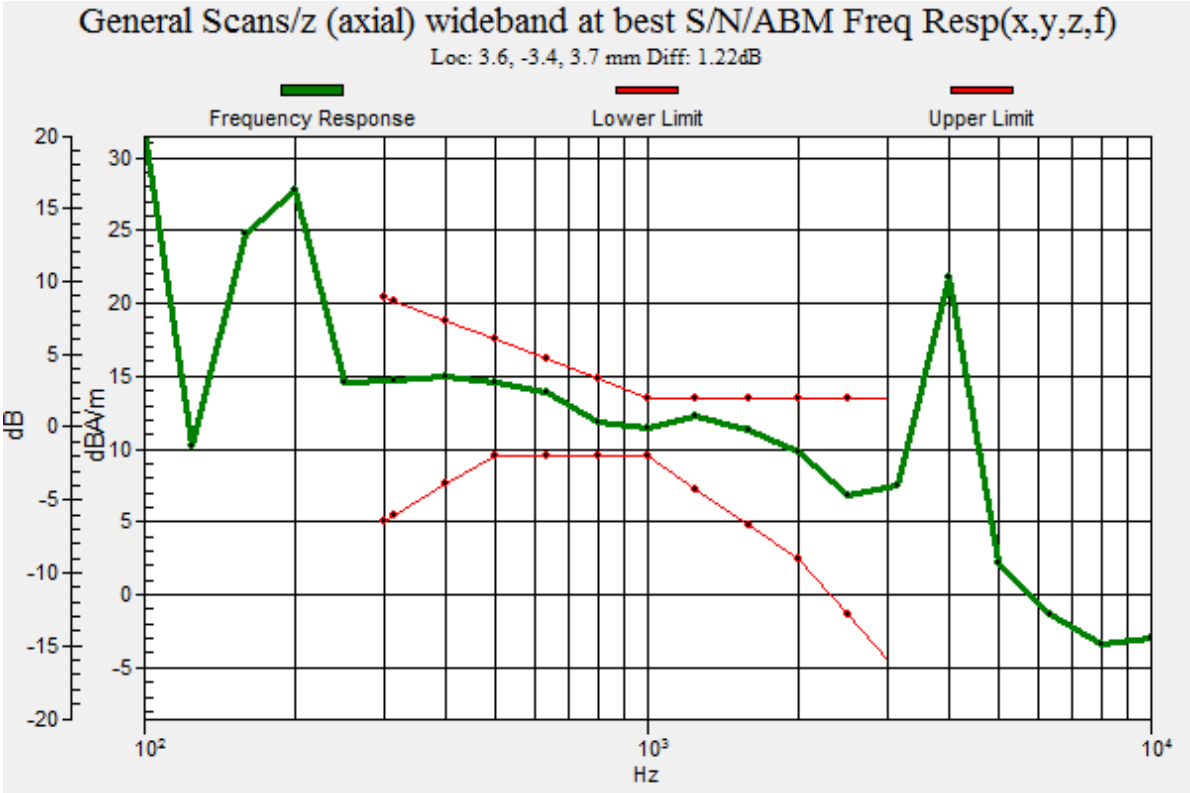
General Scans/z (axial) wideband at best S/N/ABM Freq Resp(x,y,z,f)
Loc: 3.6, -3.4, 3.7 mm Diff: 1.22dB
Frequency Response
Lower Limit
Upper Limit
dB
dBA/m
Hz

#02_HAC_T-Coil_GSM1900_Voice(speech codec handset low)_FR V1_Ch661_Transversal (Y)

Communication System: PCS; Frequency: 1880 MHz
Medium: Air Medium parameters used: $\sigma = 0$ S/m, $\varepsilon_r = 1$; $\rho = 0$ kg/m^3
Ambient Temperature：23.3 ℃

DASY5 Configuration
- Probe: AM1DV3 - 3130; ; Calibrated: 2017/11/21
- Sensor-Surface: 0mm (Fix Surface)
- Electronics: DAE4 Sn853; Calibrated: 2017/7/19
- Phantom: HAC Test Arch with AMCC; Type: SD HAC P01 BA;
- Measurement SW: DASY52, Version 52.8 (8); SEMCAD X Version 14.6.10 (7373)

General Scans/y (transversal) 4.2mm 50 x 50/ABM Interpolated SNR(x,y,z) (121x121x1):

Interpolated grid: dx=1.000 mm, dy=1.000 mm
ABM1/ABM2 = 43.09 dB
ABM1 comp = 0.77 dBA/m
Location: 5.4, 7.9, 3.7 mm



0 dB = 142.8 = 43.09 dB

#03_HAC_T-Coil_WCDMA II_Voice (speech codec low)_Ch9400_Axial (Z)

Communication System: WCDMA ; Frequency: 1880 MHz
Medium: Air Medium parameters used: $\sigma = 0$ S/m, $\varepsilon_r = 1$; $\rho = 0$ kg/m^3
Ambient Temperature：23.3 ℃

DASY5 Configuration
- Probe: AM1DV3 - 3130; ; Calibrated: 2017/11/21
- Sensor-Surface: 0mm (Fix Surface)
- Electronics: DAE4 Sn853; Calibrated: 2017/7/19
- Phantom: HAC Test Arch with AMCC; Type: SD HAC P01 BA;
- Measurement SW: DASY52, Version 52.8 (8); SEMCAD X Version 14.6.10 (7373)

General Scans/z (axial) 4.2mm 50 x 50/ABM Interpolated SNR(x,y,z) (121x121x1):

Interpolated grid: dx=1.000 mm, dy=1.000 mm
ABM1/ABM2 = 45.26 dB
ABM1 comp = 6.12 dBA/m
Location: 8.2, 0.9, 3.7 mm



0 dB = 183.2 = 45.26 dB

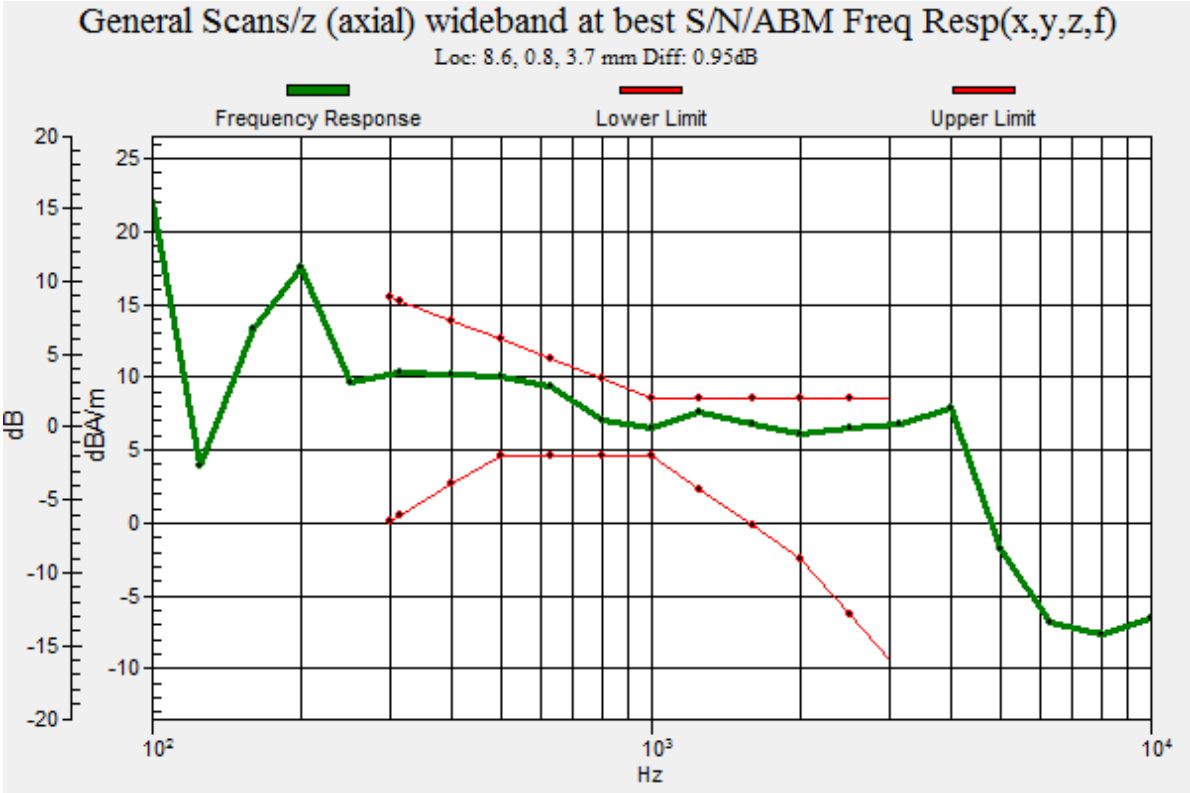
General Scans/z (axial) wideband at best S/N/ABM Freq Resp(x,y,z,f)
Loc: 8.6, 0.8, 3.7 mm Diff: 0.95dB
Frequency Response
Lower Limit
Upper Limit
dB
dBA/m
Hz
20
15
10
5
0
-5
-10
-15
-20
25
20
15
10
5
0
-5
-10
10²
10³
10⁴

#03_HAC_T-Coil_WCDMA II_Voice (speech codec low)_Ch9400_Transversal (Y)

Communication System: WCDMA ; Frequency: 1880 MHz
Medium: Air Medium parameters used: $\sigma = 0$ S/m, $\varepsilon_r = 1$; $\rho = 0$ kg/m^3
Ambient Temperature：23.3 ℃

DASY5 Configuration
- Probe: AM1DV3 - 3130; ; Calibrated: 2017/11/21
- Sensor-Surface: 0mm (Fix Surface)
- Electronics: DAE4 Sn853; Calibrated: 2017/7/19
- Phantom: HAC Test Arch with AMCC; Type: SD HAC P01 BA;
- Measurement SW: DASY52, Version 52.8 (8); SEMCAD X Version 14.6.10 (7373)

General Scans/y (transversal) 4.2mm 50 x 50/ABM Interpolated SNR(x,y,z) (121x121x1):

Interpolated grid: dx=1.000 mm, dy=1.000 mm
ABM1/ABM2 = 43.95 dB
ABM1 comp = -0.06 dBA/m
Location: 6.8, 10, 3.7 mm

0 dB = 157.5 = 43.95 dB

#04_HAC_T-Coil_WCDMA IV_Voice (speech codec low)_Ch1413_Axial (Z)

Communication System: WCDMA ; Frequency: 1732.6 MHz
Medium: Air Medium parameters used: $\sigma = 0$ S/m, $\varepsilon_r = 1$; $\rho = 0$ kg/m^3
Ambient Temperature：23.3 ℃

DASY5 Configuration
- Probe: AM1DV3 - 3130; ; Calibrated: 2017/11/21
- Sensor-Surface: 0mm (Fix Surface)
- Electronics: DAE4 Sn853; Calibrated: 2017/7/19
- Phantom: HAC Test Arch with AMCC; Type: SD HAC P01 BA;
- Measurement SW: DASY52, Version 52.8 (8); SEMCAD X Version 14.6.10 (7373)

General Scans/z (axial) 4.2mm 50 x 50/ABM Interpolated SNR(x,y,z) (121x121x1):

Interpolated grid: dx=1.000 mm, dy=1.000 mm
ABM1/ABM2 = 45.30 dB
ABM1 comp = 5.33 dBA/m
Location: 8.9, 0.9, 3.7 mm

0 dB = 184.0 = 45.30 dB

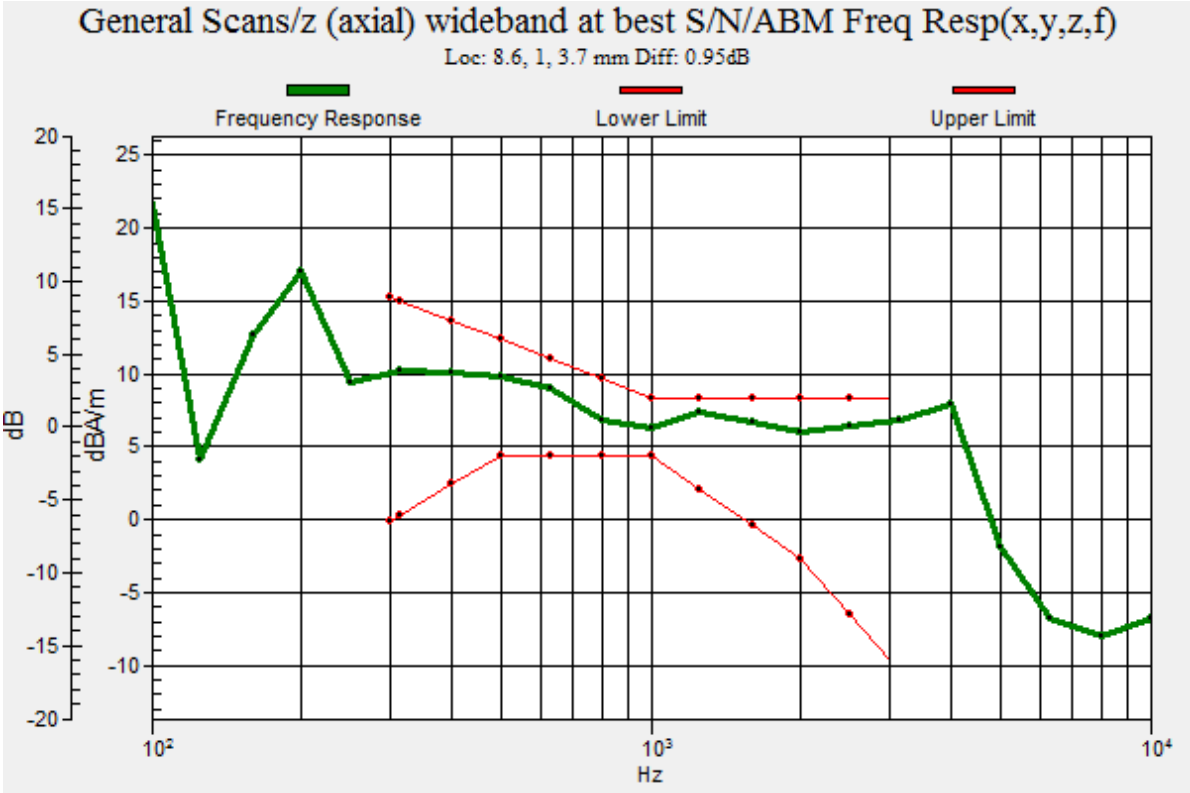
General Scans/z (axial) wideband at best S/N/ABM Freq Resp(x,y,z,f)
Loc: 8.6, 1, 3.7 mm Diff: 0.95dB
Frequency Response
Lower Limit
Upper Limit
dB
dBA/m
Hz

#04_HAC_T-Coil_WCDMA IV_Voice (speech codec low)_Ch1413_Transversal (Y)

Communication System: WCDMA ; Frequency: 1732.6 MHz
Medium: Air Medium parameters used: $\sigma = 0$ S/m, $\varepsilon_r = 1$; $\rho = 0$ kg/m^3
Ambient Temperature：23.3 ℃

DASY5 Configuration
- Probe: AM1DV3 - 3130; ; Calibrated: 2017/11/21
- Sensor-Surface: 0mm (Fix Surface)
- Electronics: DAE4 Sn853; Calibrated: 2017/7/19
- Phantom: HAC Test Arch with AMCC; Type: SD HAC P01 BA;
- Measurement SW: DASY52, Version 52.8 (8); SEMCAD X Version 14.6.10 (7373)

General Scans/y (transversal) 4.2mm 50 x 50/ABM Interpolated SNR(x,y,z) (121x121x1):

Interpolated grid: dx=1.000 mm, dy=1.000 mm
ABM1/ABM2 = 44.02 dB
ABM1 comp = 0.30 dBA/m
Location: 5.4, 10, 3.7 mm



0 dB = 158.9 = 44.02 dB

#05_HAC_T-Coil_WCDMA V_Voice (speech codec low)_Ch4182_Axial (Z)

Communication System: WCDMA ; Frequency: 836.4 MHz
Medium: Air Medium parameters used: $\sigma = 0$ S/m, $\varepsilon_r = 1$; $\rho = 0$ kg/m^3
Ambient Temperature：23.3 ℃

DASY5 Configuration
- Probe: AM1DV3 - 3130; ; Calibrated: 2017/11/21
- Sensor-Surface: 0mm (Fix Surface)
- Electronics: DAE4 Sn853; Calibrated: 2017/7/19
- Phantom: HAC Test Arch with AMCC; Type: SD HAC P01 BA;
- Measurement SW: DASY52, Version 52.8 (8); SEMCAD X Version 14.6.10 (7373)

General Scans/z (axial) 4.2mm 50 x 50/ABM Interpolated SNR(x,y,z) (121x121x1):

Interpolated grid: dx=1.000 mm, dy=1.000 mm
ABM1/ABM2 = 45.26 dB
ABM1 comp = 5.80 dBA/m
Location: 0.5, 0.9, 3.7 mm

0 dB = 183.2 = 45.26 dB

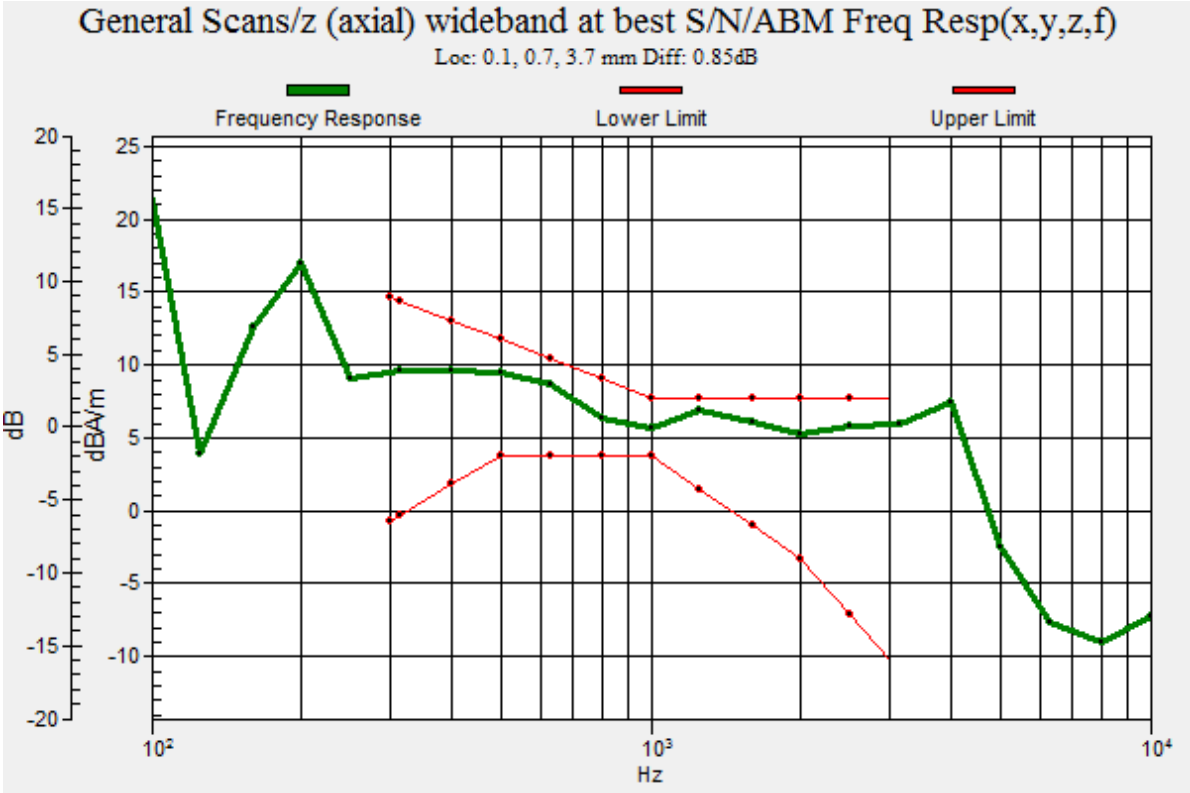
General Scans/z (axial) wideband at best S/N/ABM Freq Resp(x,y,z,f)
Loc: 0.1, 0.7, 3.7 mm Diff: 0.85dB
Frequency Response
Lower Limit
Upper Limit
dB
dBA/m
Hz

#05_HAC_T-Coil_WCDMA V_Voice (speech codec low)_Ch4182_Transversal (Y)

Communication System: WCDMA ; Frequency: 836.4 MHz
Medium: Air Medium parameters used: $\sigma = 0$ S/m, $\varepsilon_r = 1$; $\rho = 0$ kg/m^3
Ambient Temperature：23.3 ℃

DASY5 Configuration
- Probe: AM1DV3 - 3130; ; Calibrated: 2017/11/21
- Sensor-Surface: 0mm (Fix Surface)
- Electronics: DAE4 Sn853; Calibrated: 2017/7/19
- Phantom: HAC Test Arch with AMCC; Type: SD HAC P01 BA;
- Measurement SW: DASY52, Version 52.8 (8); SEMCAD X Version 14.6.10 (7373)

General Scans/y (transversal) 4.2mm 50 x 50/ABM Interpolated SNR(x,y,z) (121x121x1):

Interpolated grid: dx=1.000 mm, dy=1.000 mm
ABM1/ABM2 = 43.79 dB
ABM1 comp = 0.09 dBA/m
Location: 6.1, 10, 3.7 mm



0 dB = 154.7 = 43.79 dB

#06_HAC_T-Coil_CDMA BC0_RC1+SO68 Voice codec8K Enhanced low_Ch384_Axial (Z)

Communication System: CDMA T-Coil ; Frequency: 836.52 MHz
Medium: Air Medium parameters used: $\sigma = 0$ S/m, $\varepsilon_r = 1$; $\rho = 0$ kg/m^3
Ambient Temperature：23.3 ℃

DASY5 Configuration
- Probe: AM1DV3 - 3130; ; Calibrated: 2017/11/21
- Sensor-Surface: 0mm (Fix Surface)
- Electronics: DAE4 Sn853; Calibrated: 2017/7/19
- Phantom: HAC Test Arch with AMCC; Type: SD HAC P01 BA;
- Measurement SW: DASY52, Version 52.8 (8); SEMCAD X Version 14.6.10 (7373)

General Scans/z (axial) 4.2mm 50 x 50/ABM Interpolated SNR(x,y,z) (121x121x1):

Interpolated grid: dx=1.000 mm, dy=1.000 mm
ABM1/ABM2 = 52.81 dB
ABM1 comp = 5.65 dBA/m
Location: 4, 2.3, 3.7 mm

0 dB = 437.1 = 52.81 dB

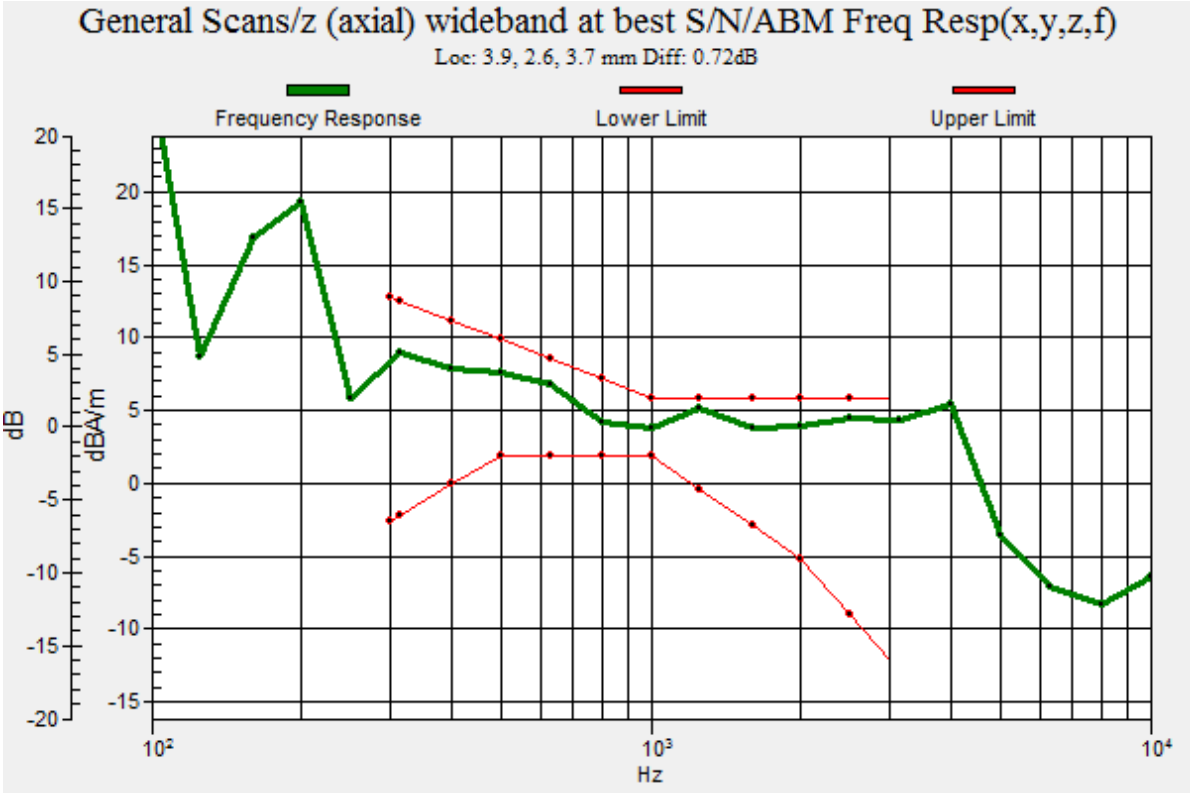
General Scans/z (axial) wideband at best S/N/ABM Freq Resp(x,y,z,f)
Loc: 3.9, 2.6, 3.7 mm Diff: 0.72dB
Frequency Response
Lower Limit
Upper Limit
dB
dBA/m
Hz

#06_HAC_T-Coil_CDMA BC0_RC1+SO68 Voice codec8K Enhanced low_Ch384_Transversal (Y)

Communication System: CDMA T-Coil ; Frequency: 836.52 MHz
Medium: Air Medium parameters used: $\sigma = 0$ S/m, $\varepsilon_r = 1$; $\rho = 0$ kg/m^3
Ambient Temperature：23.3 ℃

DASY5 Configuration
- Probe: AM1DV3 - 3130; ; Calibrated: 2017/11/21
- Sensor-Surface: 0mm (Fix Surface)
- Electronics: DAE4 Sn853; Calibrated: 2017/7/19
- Phantom: HAC Test Arch with AMCC; Type: SD HAC P01 BA;
- Measurement SW: DASY52, Version 52.8 (8); SEMCAD X Version 14.6.10 (7373)

General Scans/y (transversal) 4.2mm 50 x 50/ABM Interpolated SNR(x,y,z) (121x121x1):

Interpolated grid: dx=1.000 mm, dy=1.000 mm
ABM1/ABM2 = 47.76 dB
ABM1 comp = -2.06 dBA/m
Location: 4.7, 10, 3.7 mm



0 dB = 244.3 = 47.76 dB

#07_HAC_T-Coil_CDMA BC1_RC1+SO68 Voice codec8K Enhanced low_Ch600_Axial (Z)

Communication System: CDMA T-Coil ; Frequency: 1880 MHz
Medium: Air Medium parameters used: $\sigma = 0$ S/m, $\varepsilon_r = 1$; $\rho = 0$ kg/m^3
Ambient Temperature：23.3 ℃

DASY5 Configuration
- Probe: AM1DV3 - 3130; ; Calibrated: 2017/11/21
- Sensor-Surface: 0mm (Fix Surface)
- Electronics: DAE4 Sn853; Calibrated: 2017/7/19
- Phantom: HAC Test Arch with AMCC; Type: SD HAC P01 BA;
- Measurement SW: DASY52, Version 52.8 (8); SEMCAD X Version 14.6.10 (7373)

General Scans/z (axial) 4.2mm 50 x 50/ABM Interpolated SNR(x,y,z) (121x121x1):

Interpolated grid: dx=1.000 mm, dy=1.000 mm
ABM1/ABM2 = 51.54 dB
ABM1 comp = 5.34 dBA/m
Location: 4, 2.3, 3.7 mm

0 dB = 377.6 = 51.54 dB

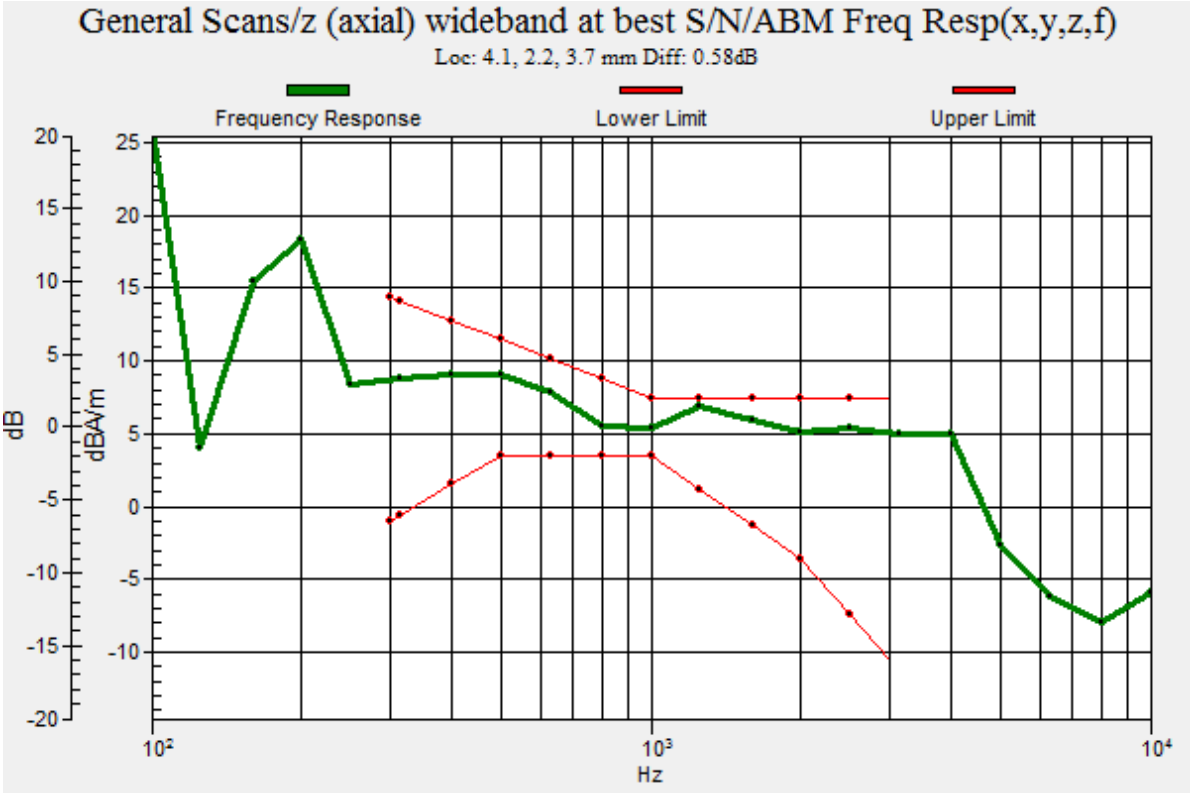
General Scans/z (axial) wideband at best S/N/ABM Freq Resp(x,y,z,f)
Loc: 4.1, 2.2, 3.7 mm Diff: 0.58dB
Frequency Response
Lower Limit
Upper Limit
dB
dBA/m
Hz

#07_HAC_T-Coil_CDMA BC1_RC1+SO68 Voice codec8K Enhanced low_Ch600_Transversal (Y)

Communication System: CDMA T-Coil ; Frequency: 1880 MHz
Medium: Air Medium parameters used: $\sigma = 0$ S/m, $\varepsilon_r = 1$; $\rho = 0$ kg/m^3
Ambient Temperature：23.3 ℃

DASY5 Configuration
- Probe: AM1DV3 - 3130; ; Calibrated: 2017/11/21
- Sensor-Surface: 0mm (Fix Surface)
- Electronics: DAE4 Sn853; Calibrated: 2017/7/19
- Phantom: HAC Test Arch with AMCC; Type: SD HAC P01 BA;
- Measurement SW: DASY52, Version 52.8 (8); SEMCAD X Version 14.6.10 (7373)

General Scans/y (transversal) 4.2mm 50 x 50/ABM Interpolated SNR(x,y,z) (121x121x1):

Interpolated grid: dx=1.000 mm, dy=1.000 mm
ABM1/ABM2 = 47.67 dB
ABM1 comp = -1.76 dBA/m
Location: 4.7, 10, 3.7 mm



0 dB = 241.8 = 47.67 dB

#08_HAC_T-Coil_LTE Band 2_20M_QPSK_1RB_0offset_Ch18900_Axial (Z)

Communication System: LTE ; Frequency: 1880 MHz
Medium: Air Medium parameters used: $\sigma = 0$ S/m, $\varepsilon_r = 1$; $\rho = 0$ kg/m^3
Ambient Temperature：23.3 ℃

DASY5 Configuration
- Probe: AM1DV3 - 3130; ; Calibrated: 2017/11/21
- Sensor-Surface: 0mm (Fix Surface)
- Electronics: DAE4 Sn853; Calibrated: 2017/7/19
- Phantom: HAC Test Arch with AMCC; Type: SD HAC P01 BA;
- Measurement SW: DASY52, Version 52.8 (8); SEMCAD X Version 14.6.10 (7373)

General Scans/z (axial) 4.2mm 50 x 50/ABM Interpolated SNR(x,y,z) (121x121x1):

Interpolated grid: dx=1.000 mm, dy=1.000 mm
ABM1/ABM2 = 44.98 dB
ABM1 comp = 5.89 dBA/m
Location: -0.2, 0.9, 3.7 mm



0 dB = 177.5 = 44.98 dB

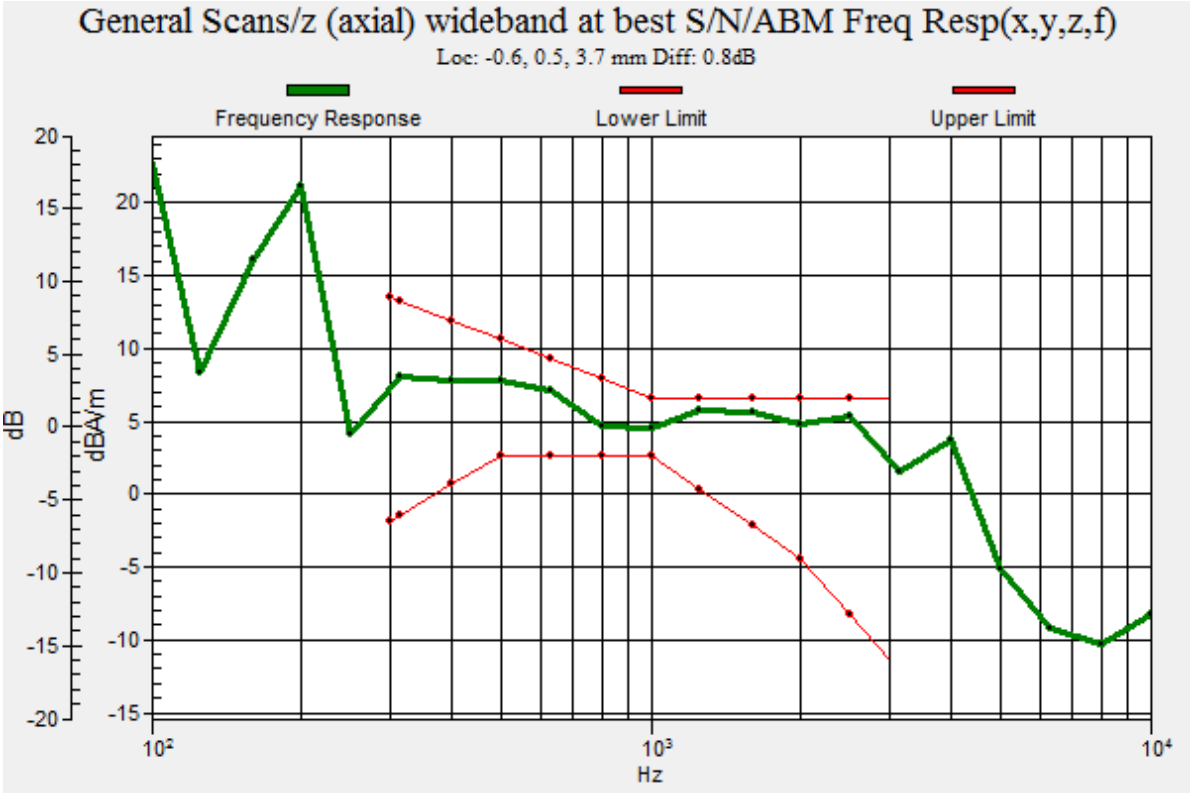
General Scans/z (axial) wideband at best S/N/ABM Freq Resp(x,y,z,f)
Loc: -0.6, 0.5, 3.7 mm Diff: 0.8dB
Frequency Response
Lower Limit
Upper Limit
dB
dBA/m
Hz

#08_HAC_T-Coil_LTE Band 2_20M_QPSK_1RB_0offset_Ch18900_Transversal (Y)

Communication System: LTE ; Frequency: 1880 MHz
Medium: Air Medium parameters used: $\sigma = 0$ S/m, $\varepsilon_r = 1$; $\rho = 0$ kg/m^3
Ambient Temperature：23.3 ℃

DASY5 Configuration
- Probe: AM1DV3 - 3130; ; Calibrated: 2017/11/21
- Sensor-Surface: 0mm (Fix Surface)
- Electronics: DAE4 Sn853; Calibrated: 2017/7/19
- Phantom: HAC Test Arch with AMCC; Type: SD HAC P01 BA;
- Measurement SW: DASY52, Version 52.8 (8); SEMCAD X Version 14.6.10 (7373)

General Scans/y (transversal) 4.2mm 50 x 50/ABM Interpolated SNR(x,y,z) (121x121x1):

Interpolated grid: dx=1.000 mm, dy=1.000 mm
ABM1/ABM2 = 44.36 dB
ABM1 comp = 0.00 dBA/m
BWC Factor = 0.15 dB
Location: 4.7, 10, 3.7 mm

0 dB = 165.3 = 44.37 dB

#09_HAC_T-Coil_LTE Band 4_20M_QPSK_1RB_0offset_Ch20175_Axial (Z)

Communication System: LTE ; Frequency: 1732.5 MHz
Medium: Air Medium parameters used: $\sigma = 0$ S/m, $\varepsilon_r = 1$; $\rho = 0$ kg/m^3
Ambient Temperature：23.3 ℃

DASY5 Configuration
- Probe: AM1DV3 - 3130; ; Calibrated: 2017/11/21
- Sensor-Surface: 0mm (Fix Surface)
- Electronics: DAE4 Sn853; Calibrated: 2017/7/19
- Phantom: HAC Test Arch with AMCC; Type: SD HAC P01 BA;
- Measurement SW: DASY52, Version 52.8 (8); SEMCAD X Version 14.6.10 (7373)

General Scans/z (axial) 4.2mm 50 x 50/ABM Interpolated SNR(x,y,z) (121x121x1):

Interpolated grid: dx=1.000 mm, dy=1.000 mm
ABM1/ABM2 = 46.52 dB
ABM1 comp = 5.78 dBA/m
Location: 8.9, 0.2, 3.7 mm



0 dB = 211.8 = 46.52 dB

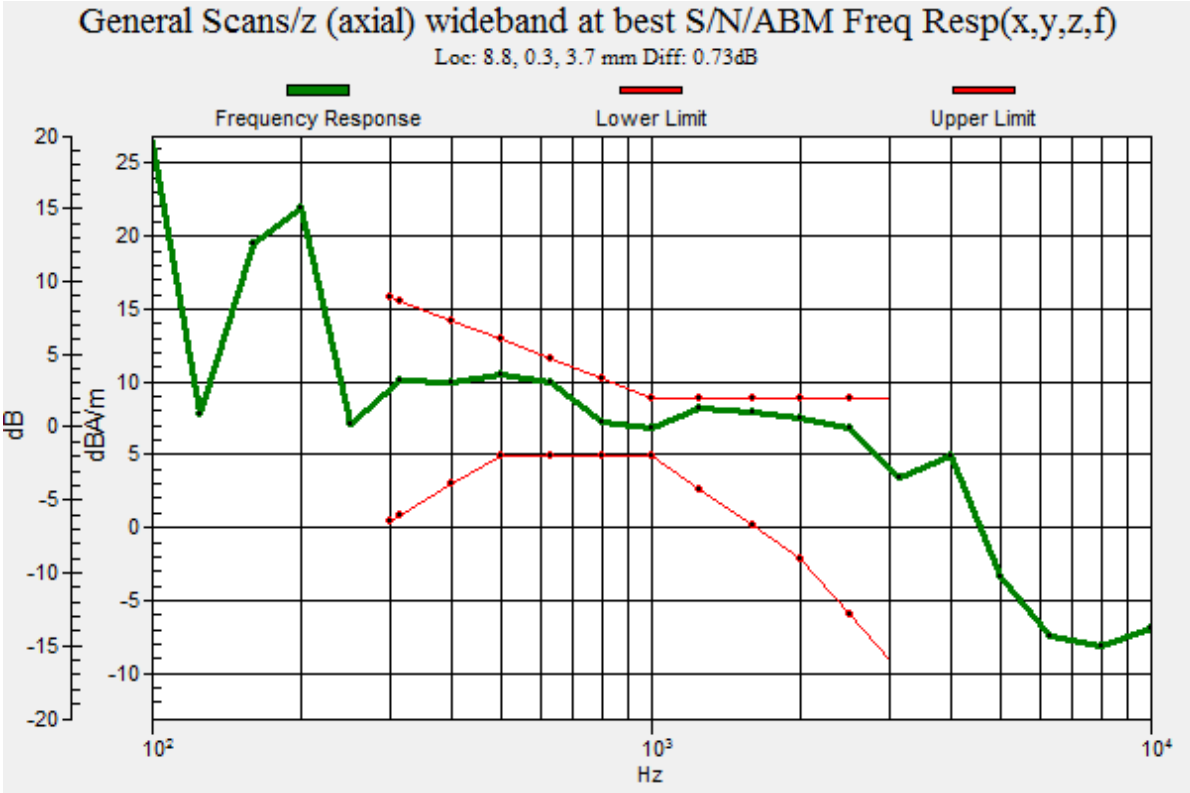
General Scans/z (axial) wideband at best S/N/ABM Freq Resp(x,y,z,f)
Loc: 8.8, 0.3, 3.7 mm Diff: 0.73dB
Frequency Response
Lower Limit
Upper Limit
dB
dBA/m
Hz

#09_HAC_T-Coil_LTE Band 4_20M_QPSK_1RB_0offset_Ch20175_Transversal (Y)

Communication System: LTE ; Frequency: 1732.5 MHz
Medium: Air Medium parameters used: $\sigma = 0$ S/m, $\varepsilon_r = 1$; $\rho = 0$ kg/m^3
Ambient Temperature：23.3 ℃

DASY5 Configuration
- Probe: AM1DV3 - 3130; ; Calibrated: 2017/11/21
- Sensor-Surface: 0mm (Fix Surface)
- Electronics: DAE4 Sn853; Calibrated: 2017/7/19
- Phantom: HAC Test Arch with AMCC; Type: SD HAC P01 BA;
- Measurement SW: DASY52, Version 52.8 (8); SEMCAD X Version 14.6.10 (7373)

General Scans/y (transversal) 4.2mm 50 x 50/ABM Interpolated SNR(x,y,z) (121x121x1):

Interpolated grid: dx=1.000 mm, dy=1.000 mm
ABM1/ABM2 = 44.71 dB
ABM1 comp = -0.18 dBA/m
Location: 4.7, 10.7, 3.7 mm



0 dB = 171.9 = 44.71 dB

#10_HAC_T-Coil_LTE Band 5_10M_QPSK_1RB_0offset_Ch20525_Axial (Z)

Communication System: LTE ; Frequency: 836.5 MHz
Medium: Air Medium parameters used: $\sigma = 0$ S/m, $\varepsilon_r = 1$; $\rho = 0$ kg/m^3
Ambient Temperature：23.3 ℃

DASY5 Configuration
- Probe: AM1DV3 - 3130; ; Calibrated: 2017/11/21
- Sensor-Surface: 0mm (Fix Surface)
- Electronics: DAE4 Sn853; Calibrated: 2017/7/19
- Phantom: HAC Test Arch with AMCC; Type: SD HAC P01 BA;
- Measurement SW: DASY52, Version 52.8 (8); SEMCAD X Version 14.6.10 (7373)

General Scans/z (axial) 4.2mm 50 x 50/ABM Interpolated SNR(x,y,z) (121x121x1):

Interpolated grid: dx=1.000 mm, dy=1.000 mm
ABM1/ABM2 = 45.00 dB
ABM1 comp = 7.43 dBA/m
Location: 6.1, 1.6, 3.7 mm

0 dB = 177.9 = 45.00 dB

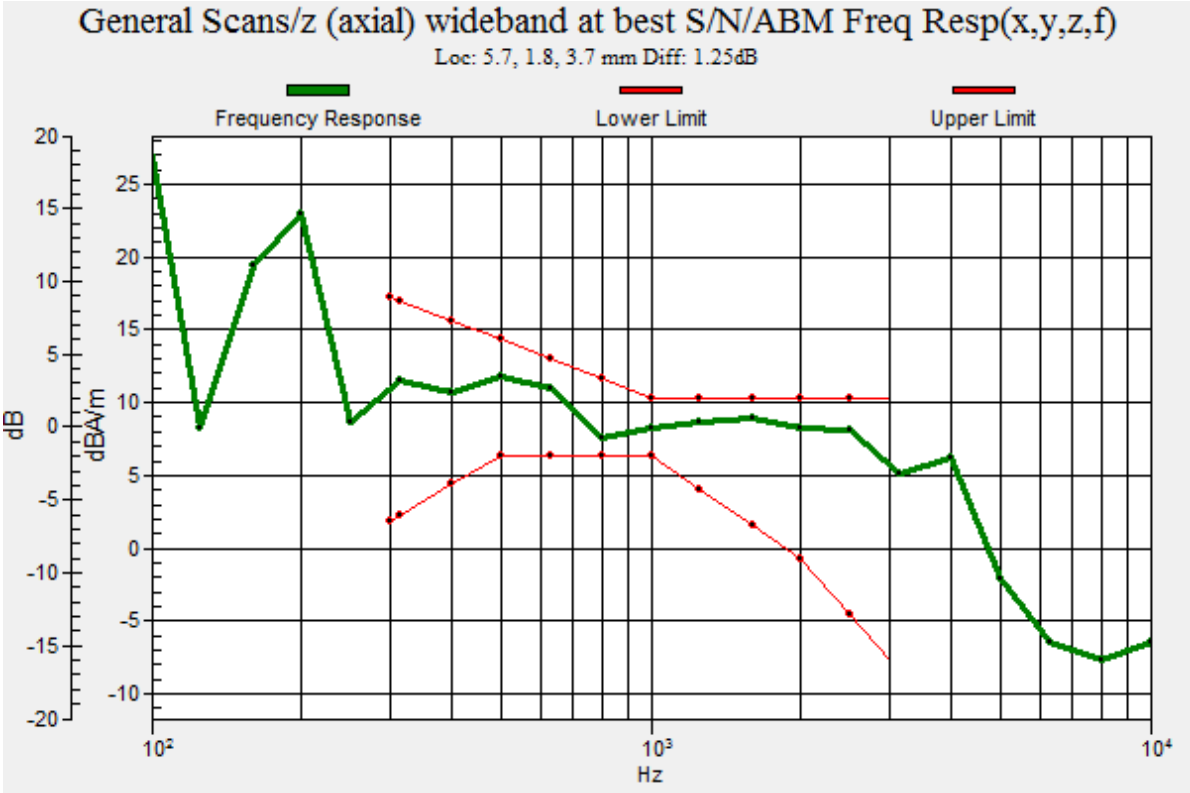
General Scans/z (axial) wideband at best S/N/ABM Freq Resp(x,y,z,f)
Loc: 5.7, 1.8, 3.7 mm Diff: 1.25dB
Frequency Response
Lower Limit
Upper Limit
dB
dBA/m
Hz

#10_HAC_T-Coil_LTE Band 5_10M_QPSK_1RB_0offset_Ch20525_Transversal (Y)

Communication System: LTE ; Frequency: 836.5 MHz
Medium: Air Medium parameters used: $\sigma = 0$ S/m, $\varepsilon_r = 1$; $\rho = 0$ kg/m^3
Ambient Temperature：23.3 ℃

DASY5 Configuration
- Probe: AM1DV3 - 3130; ; Calibrated: 2017/11/21
- Sensor-Surface: 0mm (Fix Surface)
- Electronics: DAE4 Sn853; Calibrated: 2017/7/19
- Phantom: HAC Test Arch with AMCC; Type: SD HAC P01 BA;
- Measurement SW: DASY52, Version 52.8 (8); SEMCAD X Version 14.6.10 (7373)

General Scans/y (transversal) 4.2mm 50 x 50/ABM Interpolated SNR(x,y,z) (121x121x1):

Interpolated grid: dx=1.000 mm, dy=1.000 mm
ABM1/ABM2 = 43.20 dB
ABM1 comp = -0.01 dBA/m
Location: 5.4, 10, 3.7 mm



0 dB = 144.5 = 43.20 dB

#11_HAC_T-Coil_LTE Band 7_20M_QPSK_1RB_0offset_Ch21100_Axial (Z)

Communication System: LTE ; Frequency: 2535 MHz
Medium: Air Medium parameters used: $\sigma = 0$ S/m, $\varepsilon_r = 1$; $\rho = 0$ kg/m^3
Ambient Temperature：23.3 ℃

DASY5 Configuration
- Probe: AM1DV3 - 3130; ; Calibrated: 2017/11/21
- Sensor-Surface: 0mm (Fix Surface)
- Electronics: DAE4 Sn853; Calibrated: 2017/7/19
- Phantom: HAC Test Arch with AMCC; Type: SD HAC P01 BA;
- Measurement SW: DASY52, Version 52.8 (8); SEMCAD X Version 14.6.10 (7373)

General Scans/z (axial) 4.2mm 50 x 50/ABM Interpolated SNR(x,y,z) (121x121x1):

Interpolated grid: dx=1.000 mm, dy=1.000 mm
ABM1/ABM2 = 44.84 dB
ABM1 comp = 5.73 dBA/m
Location: 8.9, 0.2, 3.7 mm

0 dB = 174.6 = 44.84 dB

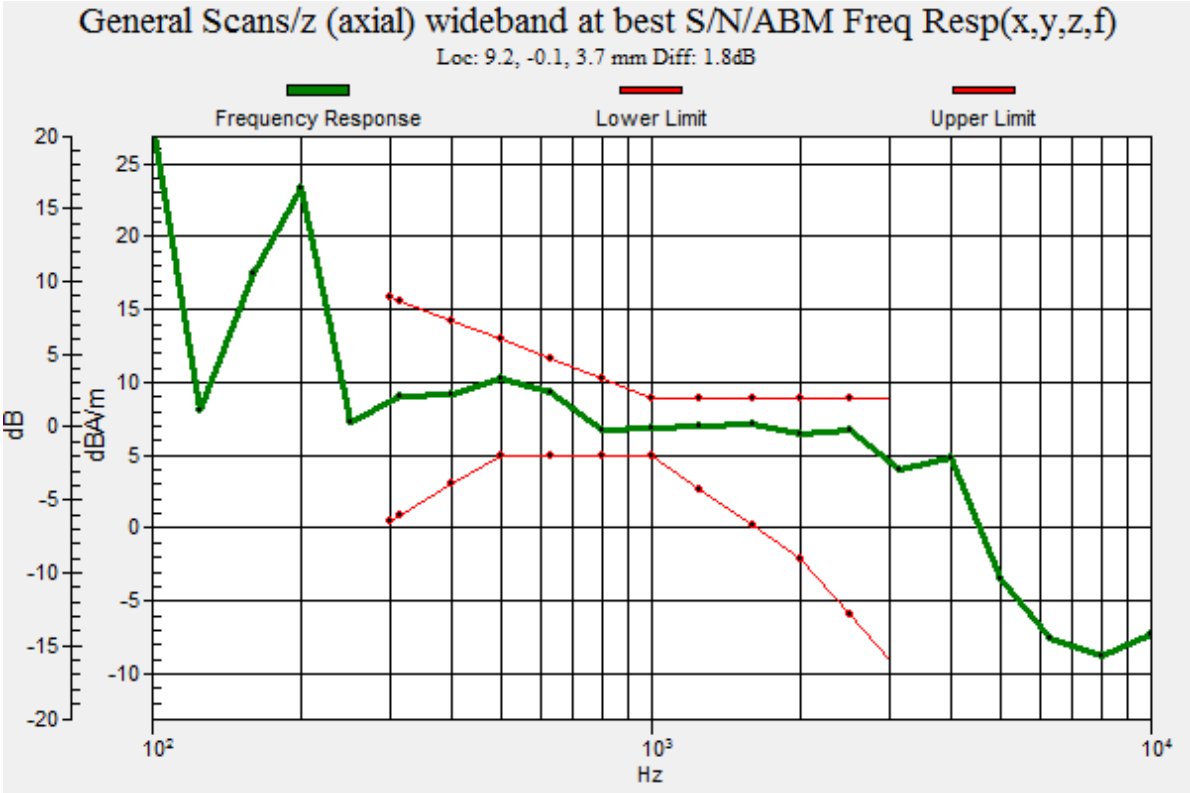
General Scans/z (axial) wideband at best S/N/ABM Freq Resp(x,y,z,f)
Loc: 9.2, -0.1, 3.7 mm Diff: 1.8dB
Frequency Response
Lower Limit
Upper Limit
dB
dBA/m
Hz
20
15
10
5
0
-5
-10
-15
-20
25
20
15
10
5
0
-5
-10
10²
10³
10⁴

#11_HAC_T-Coil_LTE Band 7_20M_QPSK_1RB_0offset_Ch21100_Transversal (Y)

Communication System: LTE ; Frequency: 2535 MHz
Medium: Air Medium parameters used: $\sigma = 0$ S/m, $\varepsilon_r = 1$; $\rho = 0$ kg/m^3
Ambient Temperature：23.3 ℃

DASY5 Configuration
- Probe: AM1DV3 - 3130; ; Calibrated: 2017/11/21
- Sensor-Surface: 0mm (Fix Surface)
- Electronics: DAE4 Sn853; Calibrated: 2017/7/19
- Phantom: HAC Test Arch with AMCC; Type: SD HAC P01 BA;
- Measurement SW: DASY52, Version 52.8 (8); SEMCAD X Version 14.6.10 (7373)

General Scans/y (transversal) 4.2mm 50 x 50/ABM Interpolated SNR(x,y,z) (121x121x1):

Interpolated grid: dx=1.000 mm, dy=1.000 mm
ABM1/ABM2 = 43.40 dB
ABM1 comp = -0.04 dBA/m
Location: 5.4, 10, 3.7 mm



0 dB = 147.9 = 43.40 dB

#12_HAC_T-Coil_LTE Band 13_10M_QPSK_1RB_0offset_Ch23230_Axial (Z)

Communication System: LTE ; Frequency: 782 MHz
Medium: Air Medium parameters used: $\sigma = 0$ S/m, $\varepsilon_r = 1$; $\rho = 0$ kg/m^3
Ambient Temperature：23.3 ℃

DASY5 Configuration
- Probe: AM1DV3 - 3130; ; Calibrated: 2017/11/21
- Sensor-Surface: 0mm (Fix Surface)
- Electronics: DAE4 Sn853; Calibrated: 2017/7/19
- Phantom: HAC Test Arch with AMCC; Type: SD HAC P01 BA;
- Measurement SW: DASY52, Version 52.8 (8); SEMCAD X Version 14.6.10 (7373)

General Scans/z (axial) 4.2mm 50 x 50/ABM Interpolated SNR(x,y,z) (121x121x1):

Interpolated grid: dx=1.000 mm, dy=1.000 mm
ABM1/ABM2 = 45.10 dB
ABM1 comp = 6.92 dBA/m
Location: 7.5, 0.9, 3.7 mm

0 dB = 179.8 = 45.10 dB

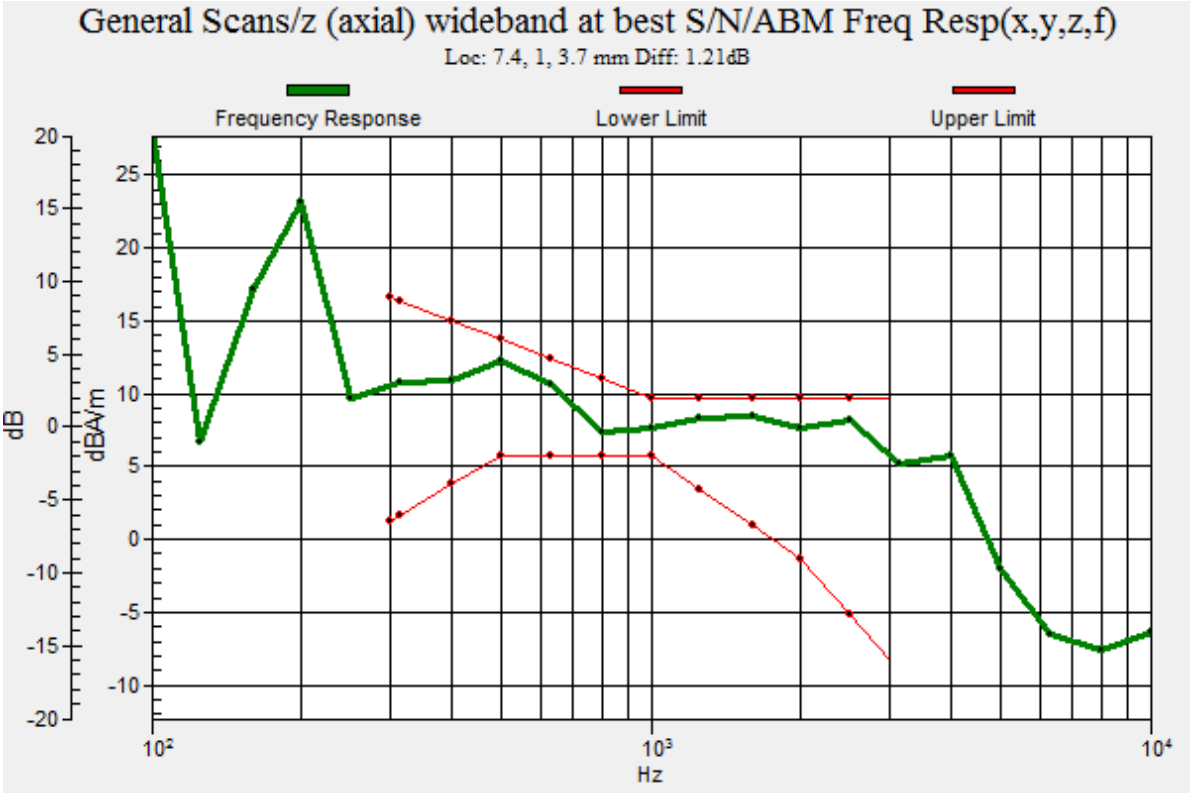
General Scans/z (axial) wideband at best S/N/ABM Freq Resp(x,y,z,f)
Loc: 7.4, 1, 3.7 mm Diff: 1.21dB
Frequency Response
Lower Limit
Upper Limit
dB
dBA/m
Hz

#12_HAC_T-Coil_LTE Band 13_10M_QPSK_1RB_0offset_Ch23230_Transversal (Y)

Communication System: LTE ; Frequency: 782 MHz
Medium: Air Medium parameters used: $\sigma = 0$ S/m, $\varepsilon_r = 1$; $\rho = 0$ kg/m^3
Ambient Temperature：23.3 ℃

DASY5 Configuration
- Probe: AM1DV3 - 3130; ; Calibrated: 2017/11/21
- Sensor-Surface: 0mm (Fix Surface)
- Electronics: DAE4 Sn853; Calibrated: 2017/7/19
- Phantom: HAC Test Arch with AMCC; Type: SD HAC P01 BA;
- Measurement SW: DASY52, Version 52.8 (8); SEMCAD X Version 14.6.10 (7373)

General Scans/y (transversal) 4.2mm 50 x 50/ABM Interpolated SNR(x,y,z) (121x121x1):

Interpolated grid: dx=1.000 mm, dy=1.000 mm
ABM1/ABM2 = 43.39 dB
ABM1 comp = 0.06 dBA/m
Location: 6.1, 10, 3.7 mm

0 dB = 147.7 = 43.39 dB

#13_HAC_T-Coil_LTE Band 66_20M_QPSK_1RB_0offset_Ch132322_Axial (Z)

Communication System: LTE ; Frequency: 1745 MHz
Medium: Air Medium parameters used: $\sigma = 0$ S/m, $\varepsilon_r = 1$; $\rho = 0$ kg/m^3
Ambient Temperature：23.3 ℃

DASY5 Configuration
- Probe: AM1DV3 - 3130; ; Calibrated: 2017/11/21
- Sensor-Surface: 0mm (Fix Surface)
- Electronics: DAE4 Sn853; Calibrated: 2017/7/19
- Phantom: HAC Test Arch with AMCC; Type: SD HAC P01 BA;
- Measurement SW: DASY52, Version 52.8 (8); SEMCAD X Version 14.6.10 (7373)

General Scans/z (axial) 4.2mm 50 x 50/ABM Interpolated SNR(x,y,z) (121x121x1):

Interpolated grid: dx=1.000 mm, dy=1.000 mm
ABM1/ABM2 = 44.80 dB
ABM1 comp = 6.67 dBA/m
Location: 7.5, 0.9, 3.7 mm

0 dB = 173.8 = 44.80 dB

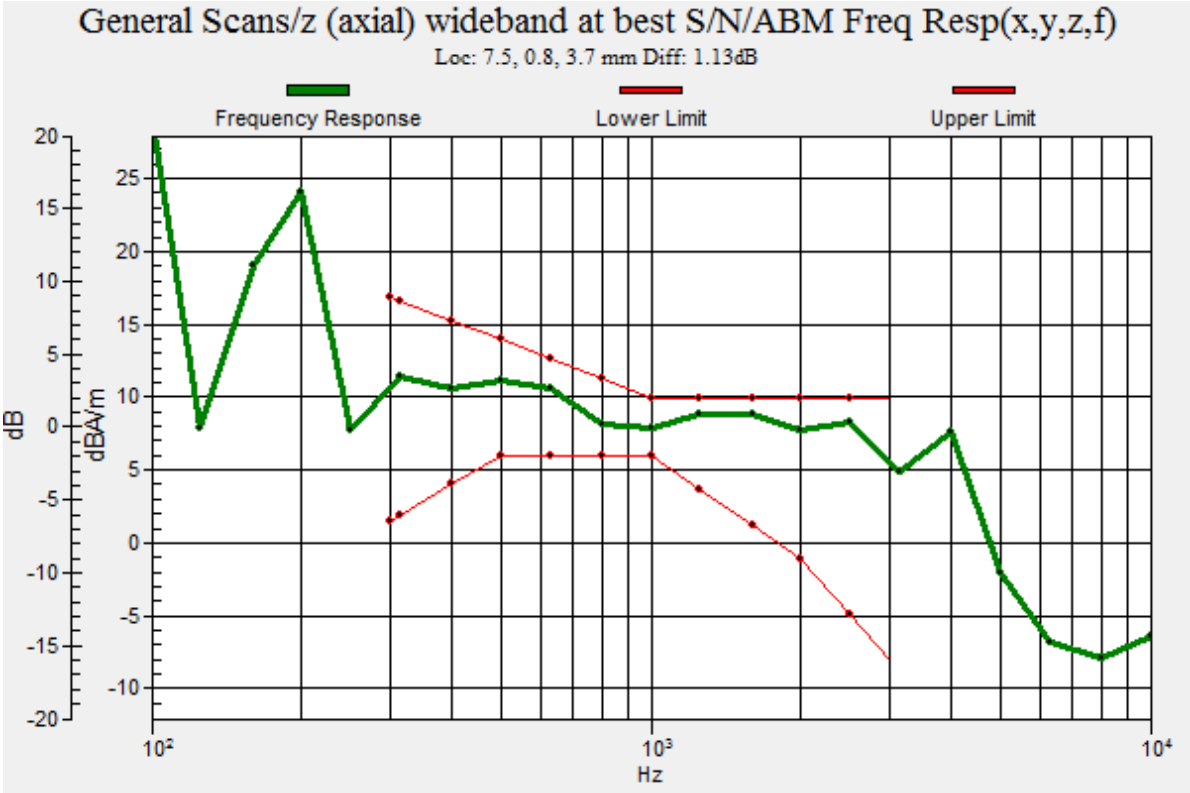
General Scans/z (axial) wideband at best S/N/ABM Freq Resp(x,y,z,f)
Loc: 7.5, 0.8, 3.7 mm Diff: 1.13dB
Frequency Response
Lower Limit
Upper Limit
dB
dBA/m
Hz

#13_HAC_T-Coil_LTE Band 66_20M_QPSK_1RB_0offset_Ch132322_Transversal (Y)

Communication System: LTE ; Frequency: 1745 MHz
Medium: Air Medium parameters used: $\sigma = 0$ S/m, $\varepsilon_r = 1$; $\rho = 0$ kg/m^3
Ambient Temperature：23.3 ℃

DASY5 Configuration
- Probe: AM1DV3 - 3130; ; Calibrated: 2017/11/21
- Sensor-Surface: 0mm (Fix Surface)
- Electronics: DAE4 Sn853; Calibrated: 2017/7/19
- Phantom: HAC Test Arch with AMCC; Type: SD HAC P01 BA;
- Measurement SW: DASY52, Version 52.8 (8); SEMCAD X Version 14.6.10 (7373)

General Scans/y (transversal) 4.2mm 50 x 50/ABM Interpolated SNR(x,y,z) (121x121x1):

Interpolated grid: dx=1.000 mm, dy=1.000 mm
ABM1/ABM2 = 43.56 dB
ABM1 comp = 0.08 dBA/m
Location: 5.4, 10, 3.7 mm



0 dB = 150.7 = 43.56 dB

#14_HAC_T-Coil_WLAN2.4GHz_802.11b 1Mbps_Ch6_Axial (Z)

Communication System: 802.11b ; Frequency: 2437 MHz
Medium: Air Medium parameters used: $\sigma = 0$ S/m, $\varepsilon_r = 1$; $\rho = 0$ kg/m^3
Ambient Temperature：23.3 ℃

DASY5 Configuration
- Probe: AM1DV3 - 3130; ; Calibrated: 2017/11/21
- Sensor-Surface: 0mm (Fix Surface)
- Electronics: DAE4 Sn853; Calibrated: 2017/7/19
- Phantom: HAC Test Arch with AMCC; Type: SD HAC P01 BA;
- Measurement SW: DASY52, Version 52.8 (8); SEMCAD X Version 14.6.10 (7373)

General Scans/z (axial) 4.2mm 50 x 50/ABM Interpolated SNR(x,y,z) (121x121x1):

Interpolated grid: dx=1.000 mm, dy=1.000 mm
ABM1/ABM2 = 45.03 dB
ABM1 comp = 7.06 dBA/m
Location: 3.3, 2.3, 3.7 mm

0 dB = 178.4 = 45.03 dB

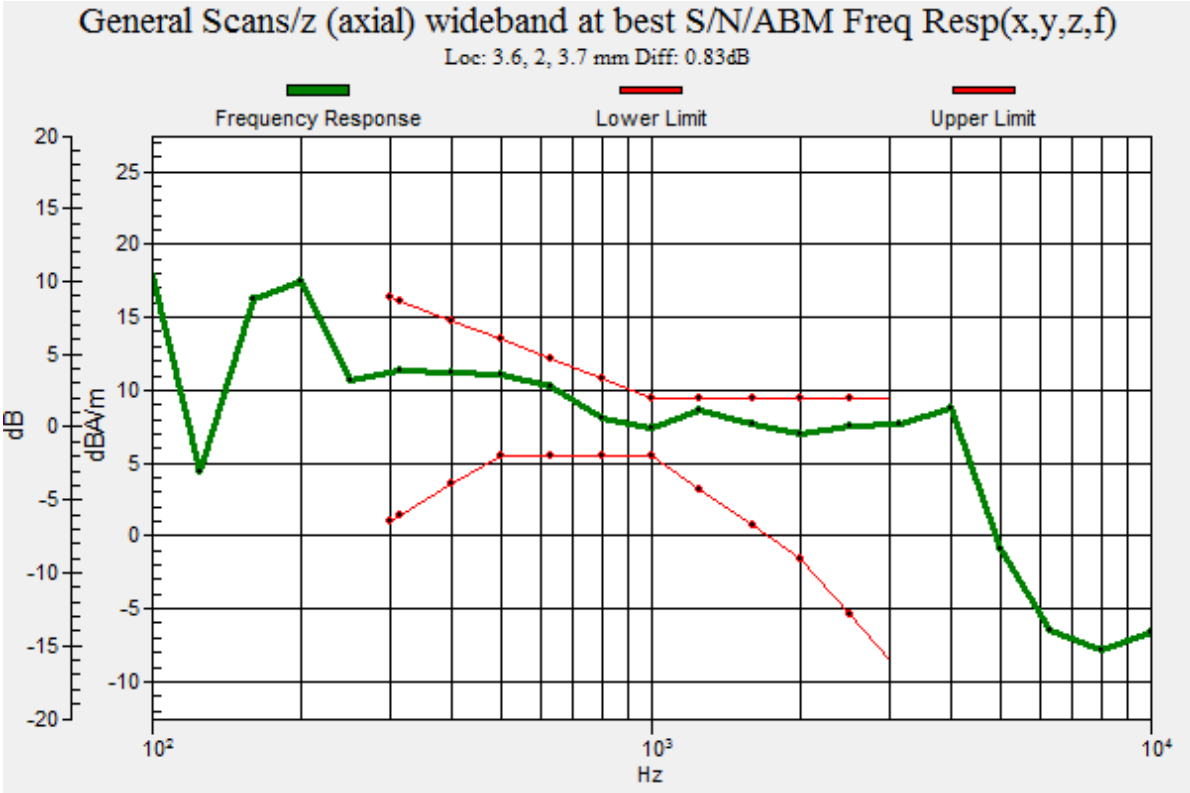
General Scans/z (axial) wideband at best S/N/ABM Freq Resp(x,y,z,f)
Loc: 3.6, 2, 3.7 mm Diff: 0.83dB
Frequency Response
Lower Limit
Upper Limit
dB
dBA/m
Hz

#14_HAC_T-Coil_WLAN2.4GHz_802.11b 1Mbps_Ch6_Transversal (Y)

Communication System: 802.11b ; Frequency: 2437 MHz
Medium: Air Medium parameters used: $\sigma = 0$ S/m, $\varepsilon_r = 1$; $\rho = 0$ kg/m^3
Ambient Temperature：23.3 ℃

DASY5 Configuration
- Probe: AM1DV3 - 3130; ; Calibrated: 2017/11/21
- Sensor-Surface: 0mm (Fix Surface)
- Electronics: DAE4 Sn853; Calibrated: 2017/7/19
- Phantom: HAC Test Arch with AMCC; Type: SD HAC P01 BA;
- Measurement SW: DASY52, Version 52.8 (8); SEMCAD X Version 14.6.10 (7373)

General Scans/y (transversal) 4.2mm 50 x 50/ABM Interpolated SNR(x,y,z) (121x121x1):

Interpolated grid: dx=1.000 mm, dy=1.000 mm
ABM1/ABM2 = 42.10 dB
ABM1 comp = 0.18 dBA/m
Location: 4, -9.6, 3.7 mm



0 dB = 127.4 = 42.10 dB

#15_HAC_T-Coil_WLAN5GHz_802.11a 6Mbps_Ch40_Axial (Z)

Communication System: 802.11a ; Frequency: 5200 MHz
Medium: Air Medium parameters used: $\sigma = 0$ S/m, $\varepsilon_r = 1$; $\rho = 0$ kg/m^3
Ambient Temperature：23.3 ℃

DASY5 Configuration
- Probe: AM1DV3 - 3130; ; Calibrated: 2017/11/21
- Sensor-Surface: 0mm (Fix Surface)
- Electronics: DAE4 Sn853; Calibrated: 2017/7/19
- Phantom: HAC Test Arch with AMCC; Type: SD HAC P01 BA;
- Measurement SW: DASY52, Version 52.8 (8); SEMCAD X Version 14.6.10 (7373)

General Scans/z (axial) 4.2mm 50 x 50/ABM Interpolated SNR(x,y,z) (121x121x1):

Interpolated grid: dx=1.000 mm, dy=1.000 mm
ABM1/ABM2 = 45.05 dB
ABM1 comp = 8.05 dBA/m
Location: 3.3, 1.6, 3.7 mm



0 dB = 178.8 = 45.05 dB

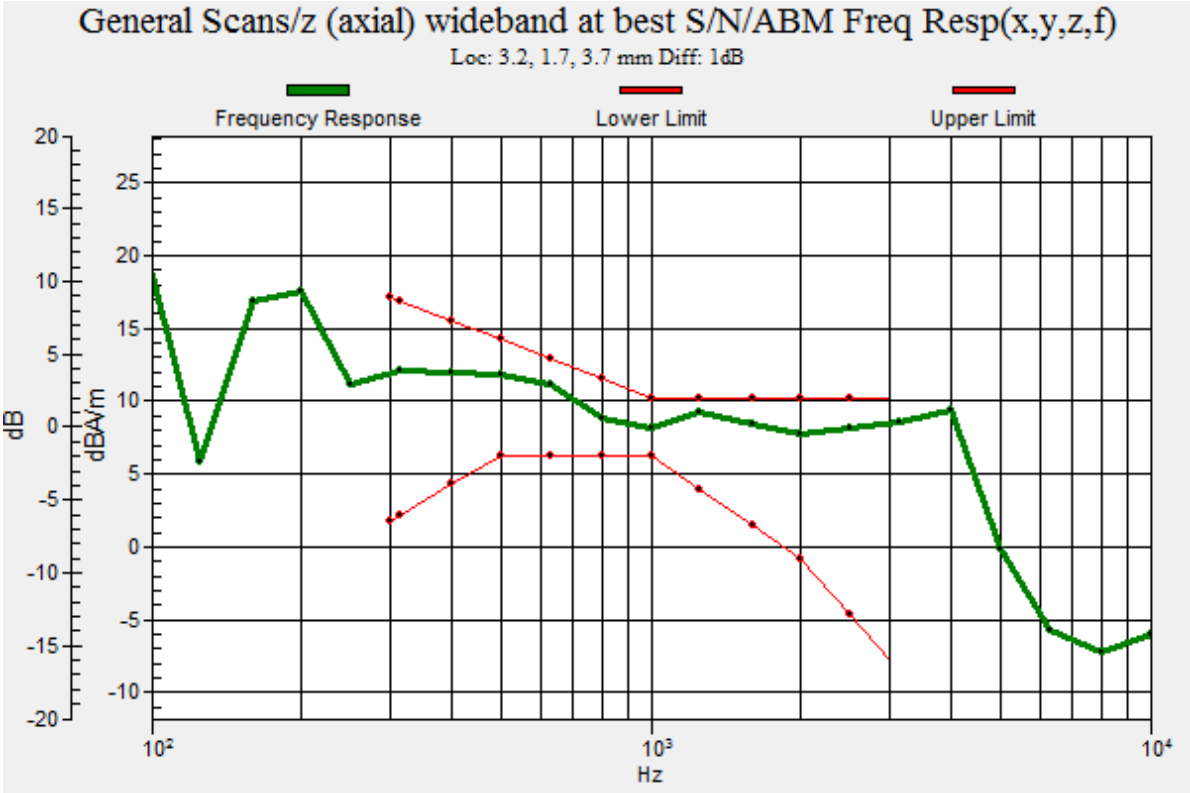
General Scans/z (axial) wideband at best S/N/ABM Freq Resp(x,y,z,f)
Loc: 3.2, 1.7, 3.7 mm Diff: 1dB
Frequency Response
Lower Limit
Upper Limit
dB
dBA/m
Hz
20
15
10
5
0
-5
-10
-15
-20
25
20
15
10
5
0
-5
-10
10^2
10^3
10^4

#15_HAC_T-Coil_WLAN5GHz_802.11a 6Mbps_Ch40_Transversal (Y)

Communication System: 802.11a ; Frequency: 5200 MHz
Medium: Air Medium parameters used: $\sigma = 0$ S/m, $\varepsilon_r = 1$; $\rho = 0$ kg/m^3
Ambient Temperature：23.3 ℃

DASY5 Configuration
- Probe: AM1DV3 - 3130; ; Calibrated: 2017/11/21
- Sensor-Surface: 0mm (Fix Surface)
- Electronics: DAE4 Sn853; Calibrated: 2017/7/19
- Phantom: HAC Test Arch with AMCC; Type: SD HAC P01 BA;
- Measurement SW: DASY52, Version 52.8 (8); SEMCAD X Version 14.6.10 (7373)

General Scans/y (transversal) 4.2mm 50 x 50/ABM Interpolated SNR(x,y,z) (121x121x1):

Interpolated grid: dx=1.000 mm, dy=1.000 mm
ABM1/ABM2 = 43.49 dB
ABM1 comp = 0.75 dBA/m
Location: 4.7, -9.6, 3.7 mm



0 dB = 149.5 = 43.49 dB

#16_HAC_T-Coil_WLAN5GHz_802.11a 6Mbps_Ch60_Axial (Z)

Communication System: 802.11a ; Frequency: 5300 MHz
Medium: Air Medium parameters used: $\sigma = 0$ S/m, $\varepsilon_r = 1$; $\rho = 0$ kg/m^3
Ambient Temperature：23.3 ℃

DASY5 Configuration
- Probe: AM1DV3 - 3130; ; Calibrated: 2017/11/21
- Sensor-Surface: 0mm (Fix Surface)
- Electronics: DAE4 Sn853; Calibrated: 2017/7/19
- Phantom: HAC Test Arch with AMCC; Type: SD HAC P01 BA;
- Measurement SW: DASY52, Version 52.8 (8); SEMCAD X Version 14.6.10 (7373)

General Scans/z (axial) 4.2mm 50 x 50/ABM Interpolated SNR(x,y,z) (121x121x1):

Interpolated grid: dx=1.000 mm, dy=1.000 mm
ABM1/ABM2 = 44.00 dB
ABM1 comp = 6.68 dBA/m
Location: 1.2, 0.9, 3.7 mm

0 dB = 158.5 = 44.00 dB

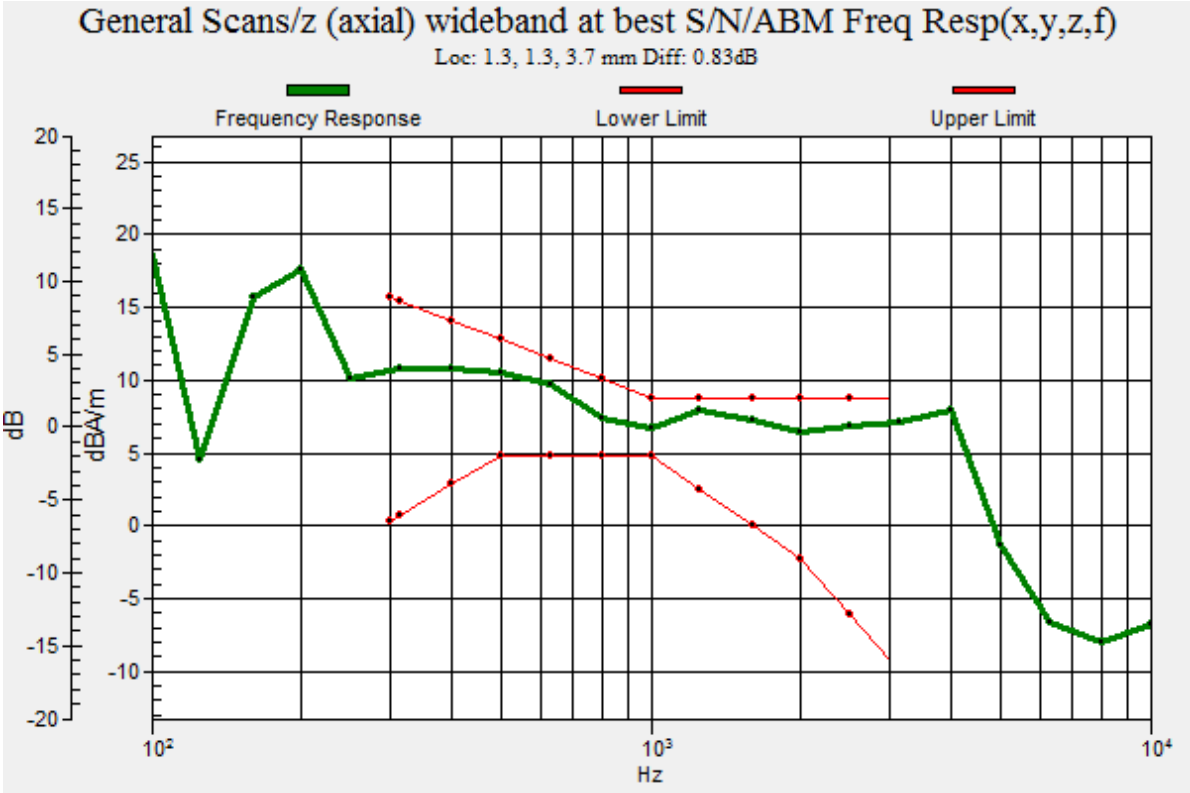
General Scans/z (axial) wideband at best S/N/ABM Freq Resp(x,y,z,f)
Loc: 1.3, 1.3, 3.7 mm Diff: 0.83dB
Frequency Response
Lower Limit
Upper Limit
dB
dBA/m
Hz

#16_HAC_T-Coil_WLAN5GHz_802.11a 6Mbps_Ch60_Transversal (Y)

Communication System: 802.11a ; Frequency: 5300 MHz
Medium: Air Medium parameters used: $\sigma = 0$ S/m, $\varepsilon_r = 1$; $\rho = 0$ kg/m^3
Ambient Temperature：23.3 ℃

DASY5 Configuration
- Probe: AM1DV3 - 3130; ; Calibrated: 2017/11/21
- Sensor-Surface: 0mm (Fix Surface)
- Electronics: DAE4 Sn853; Calibrated: 2017/7/19
- Phantom: HAC Test Arch with AMCC; Type: SD HAC P01 BA;
- Measurement SW: DASY52, Version 52.8 (8); SEMCAD X Version 14.6.10 (7373)

General Scans/y (transversal) 4.2mm 50 x 50/ABM Interpolated SNR(x,y,z) (121x121x1):

Interpolated grid: dx=1.000 mm, dy=1.000 mm
ABM1/ABM2 = 42.79 dB
ABM1 comp = 0.64 dBA/m
Location: 4.7, -9.6, 3.7 mm

0 dB = 137.9 = 42.79 dB

#17_HAC_T-Coil_WLAN5GHz_802.11a 6Mbps_Ch124_Axial (Z)

Communication System: 802.11a ; Frequency: 5620 MHz
Medium: Air Medium parameters used: $\sigma = 0$ S/m, $\varepsilon_r = 1$; $\rho = 0$ kg/m^3
Ambient Temperature：23.3 ℃

DASY5 Configuration
- Probe: AM1DV3 - 3130; ; Calibrated: 2017/11/21
- Sensor-Surface: 0mm (Fix Surface)
- Electronics: DAE4 Sn853; Calibrated: 2017/7/19
- Phantom: HAC Test Arch with AMCC; Type: SD HAC P01 BA;
- Measurement SW: DASY52, Version 52.8 (8); SEMCAD X Version 14.6.10 (7373)

General Scans/z (axial) 4.2mm 50 x 50/ABM Interpolated SNR(x,y,z) (121x121x1):

Interpolated grid: dx=1.000 mm, dy=1.000 mm
ABM1/ABM2 = 43.89 dB
ABM1 comp = 6.03 dBA/m
Location: 0.5, 0.2, 3.7 mm



0 dB = 156.6 = 43.90 dB

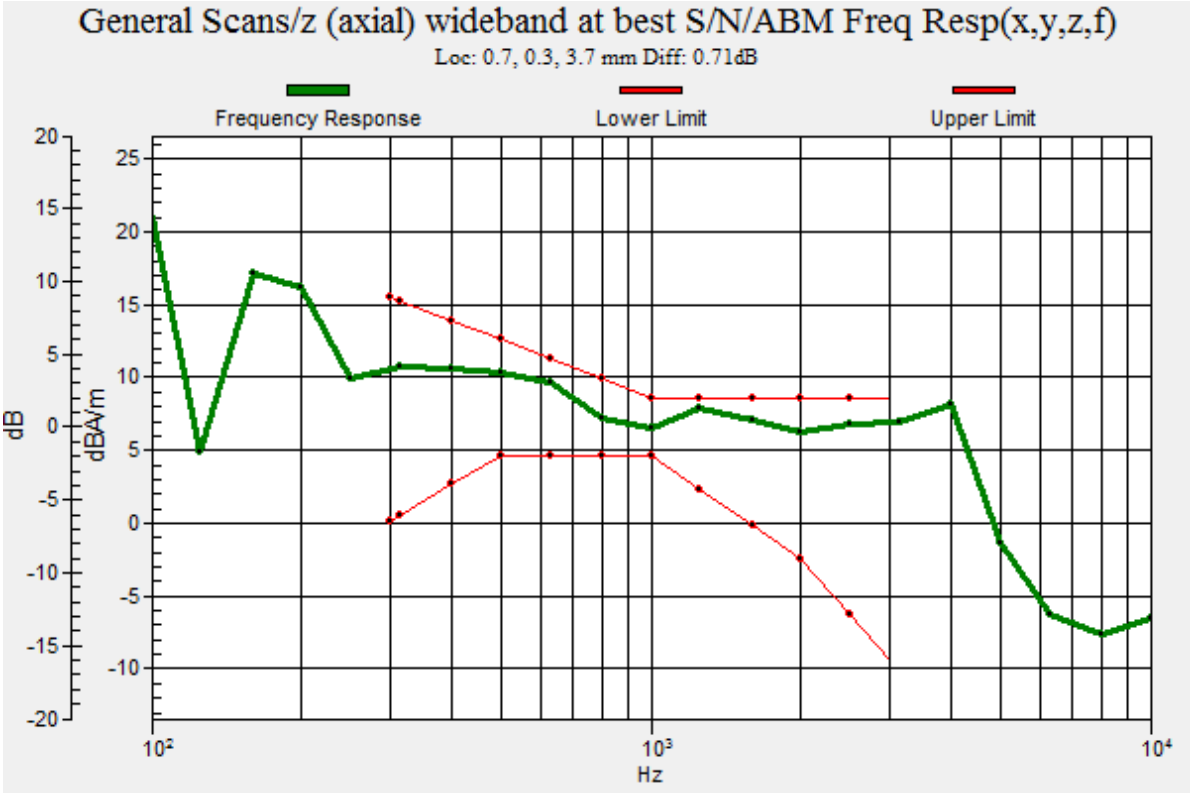
General Scans/z (axial) wideband at best S/N/ABM Freq Resp(x,y,z,f)
Loc: 0.7, 0.3, 3.7 mm Diff: 0.71dB
Frequency Response
Lower Limit
Upper Limit
dB
dBA/m
Hz

#17_HAC_T-Coil_WLAN5GHz_802.11a 6Mbps_Ch124_Transversal (Y)

Communication System: 802.11a ; Frequency: 5620 MHz
Medium: Air Medium parameters used: $\sigma = 0$ S/m, $\varepsilon_r = 1$; $\rho = 0$ kg/m^3
Ambient Temperature：23.3 ℃

DASY5 Configuration
- Probe: AM1DV3 - 3130; ; Calibrated: 2017/11/21
- Sensor-Surface: 0mm (Fix Surface)
- Electronics: DAE4 Sn853; Calibrated: 2017/7/19
- Phantom: HAC Test Arch with AMCC; Type: SD HAC P01 BA;
- Measurement SW: DASY52, Version 52.8 (8); SEMCAD X Version 14.6.10 (7373)

General Scans/y (transversal) 4.2mm 50 x 50/ABM Interpolated SNR(x,y,z) (121x121x1):

Interpolated grid: dx=1.000 mm, dy=1.000 mm
ABM1/ABM2 = 42.42 dB
ABM1 comp = 0.66 dBA/m
Location: 4.7, -9.6, 3.7 mm



0 dB = 132.1 = 42.42 dB

#18_HAC_T-Coil_WLAN5GHz_802.11a 6Mbps_Ch157_Axial (Z)

Communication System: 802.11a ; Frequency: 5785 MHz
Medium: Air Medium parameters used: $\sigma = 0$ S/m, $\varepsilon_r = 1$; $\rho = 0$ kg/m^3
Ambient Temperature：23.3 ℃

DASY5 Configuration
- Probe: AM1DV3 - 3130; ; Calibrated: 2017/11/21
- Sensor-Surface: 0mm (Fix Surface)
- Electronics: DAE4 Sn853; Calibrated: 2017/7/19
- Phantom: HAC Test Arch with AMCC; Type: SD HAC P01 BA;
- Measurement SW: DASY52, Version 52.8 (8); SEMCAD X Version 14.6.10 (7373)

General Scans/z (axial) 4.2mm 50 x 50/ABM Interpolated SNR(x,y,z) (121x121x1):

Interpolated grid: dx=1.000 mm, dy=1.000 mm
ABM1/ABM2 = 45.02 dB
ABM1 comp = 7.73 dBA/m
Location: 4, 2.3, 3.7 mm



0 dB = 178.3 = 45.02 dB

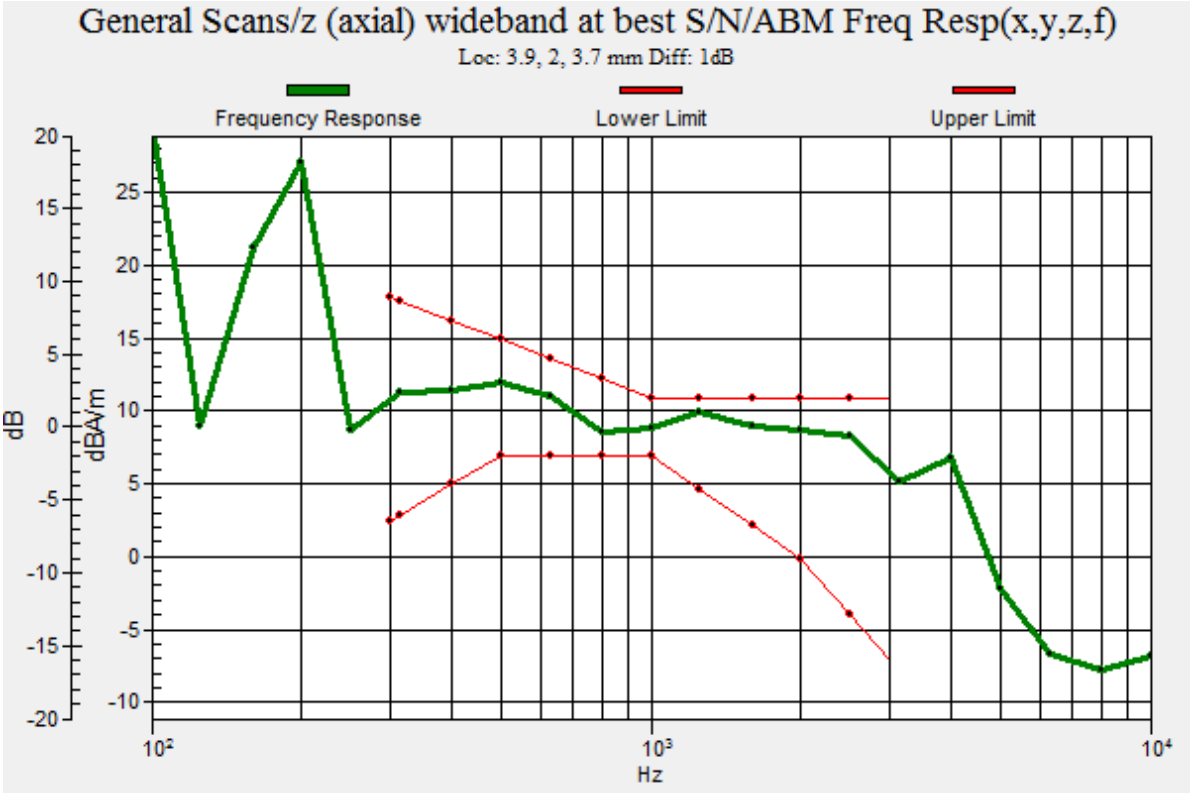
General Scans/z (axial) wideband at best S/N/ABM Freq Resp(x,y,z,f)
Loc: 3.9, 2, 3.7 mm Diff: 1dB
Frequency Response
Lower Limit
Upper Limit
dB
dBA/m
Hz

#18_HAC_T-Coil_WLAN5GHz_802.11a 6Mbps_Ch157_Transversal (Y)

Communication System: 802.11a ; Frequency: 5785 MHz
Medium: Air Medium parameters used: $\sigma = 0$ S/m, $\varepsilon_r = 1$; $\rho = 0$ kg/m^3
Ambient Temperature：23.3 ℃

DASY5 Configuration
- Probe: AM1DV3 - 3130; ; Calibrated: 2017/11/21
- Sensor-Surface: 0mm (Fix Surface)
- Electronics: DAE4 Sn853; Calibrated: 2017/7/19
- Phantom: HAC Test Arch with AMCC; Type: SD HAC P01 BA;
- Measurement SW: DASY52, Version 52.8 (8); SEMCAD X Version 14.6.10 (7373)

General Scans/y (transversal) 4.2mm 50 x 50/ABM Interpolated SNR(x,y,z) (121x121x1):

Interpolated grid: dx=1.000 mm, dy=1.000 mm
ABM1/ABM2 = 43.01 dB
ABM1 comp = -0.44 dBA/m
Location: 4, -8.2, 3.7 mm

0 dB = 141.3 = 43.00 dB

#19_HAC_T-Coil_GSM850_EDGE 2 Tx slots_Ch189_Axial (Z)

Communication System: GSM850 ; Frequency: 836.4 MHz
Medium: Air Medium parameters used: $\sigma = 0$ S/m, $\varepsilon_r = 1$; $\rho = 0$ kg/m^3
Ambient Temperature：23.3 ℃

DASY5 Configuration
- Probe: AM1DV3 - 3130; ; Calibrated: 2017/11/21
- Sensor-Surface: 0mm (Fix Surface)
- Electronics: DAE4 Sn853; Calibrated: 2017/7/19
- Phantom: HAC Test Arch with AMCC; Type: SD HAC P01 BA;
- Measurement SW: DASY52, Version 52.8 (8); SEMCAD X Version 14.6.10 (7373)

General Scans/z (axial) 4.2mm 50 x 50/ABM Interpolated SNR(x,y,z) (121x121x1):

Interpolated grid: dx=1.000 mm, dy=1.000 mm
ABM1/ABM2 = 61.49 dB
ABM1 comp = 14.22 dBA/m
Location: 4, 2.3, 3.7 mm

0 dB = 1187 = 61.49 dB

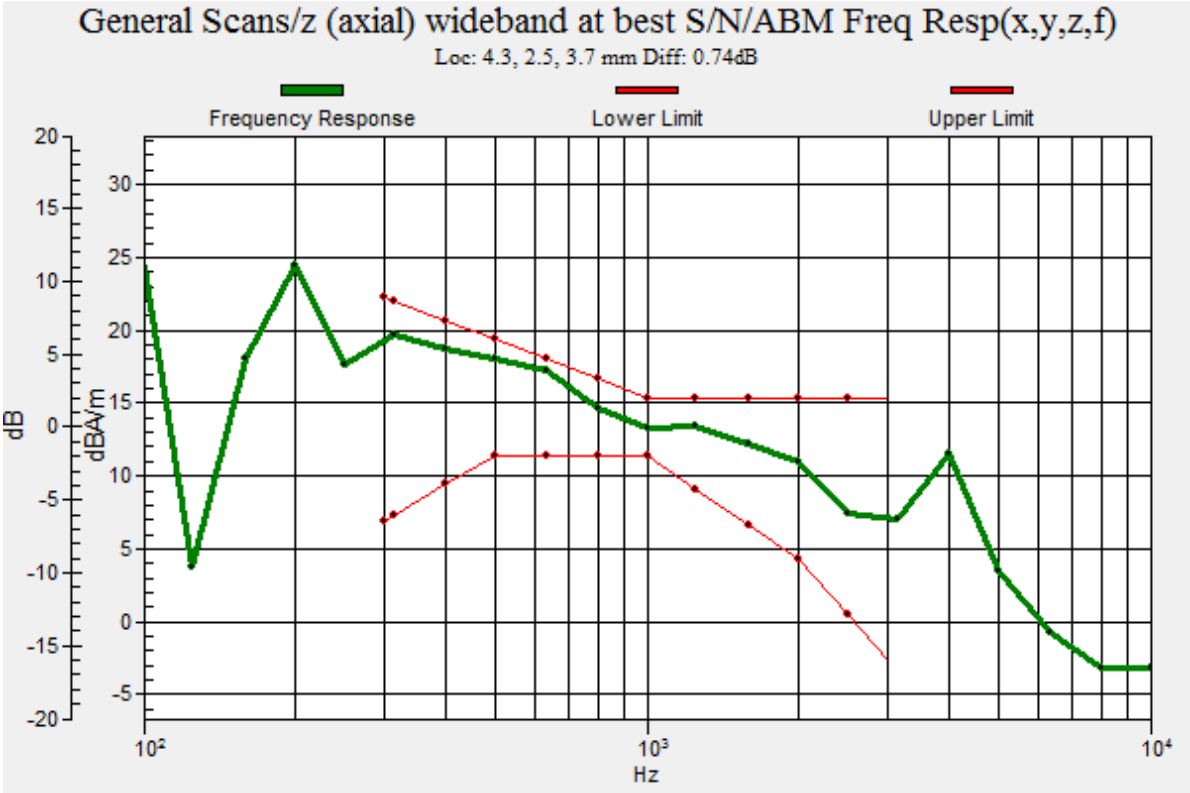
General Scans/z (axial) wideband at best S/N/ABM Freq Resp(x,y,z,f)
Loc: 4.3, 2.5, 3.7 mm Diff: 0.74dB
Frequency Response
Lower Limit
Upper Limit
dB
dBA/m
Hz
20
15
10
5
0
-5
-10
-15
-20
30
25
20
15
10
5
0
-5
10^2
10^3
10^4

#19_HAC_T-Coil_GSM850_EDGE 2 Tx slots_Ch189_Transversal (Y)

Communication System: GSM850 ; Frequency: 836.4 MHz
Medium: Air Medium parameters used: $\sigma = 0$ S/m, $\varepsilon_r = 1$; $\rho = 0$ kg/m^3
Ambient Temperature：23.3 ℃

DASY5 Configuration
- Probe: AM1DV3 - 3130; ; Calibrated: 2017/11/21
- Sensor-Surface: 0mm (Fix Surface)
- Electronics: DAE4 Sn853; Calibrated: 2017/7/19
- Phantom: HAC Test Arch with AMCC; Type: SD HAC P01 BA;
- Measurement SW: DASY52, Version 52.8 (8); SEMCAD X Version 14.6.10 (7373)

General Scans/y (transversal) 4.2mm 50 x 50/ABM Interpolated SNR(x,y,z) (121x121x1):

Interpolated grid: dx=1.000 mm, dy=1.000 mm
ABM1/ABM2 = 54.65 dB
ABM1 comp = 7.31 dBA/m
Location: 4, 10, 3.7 mm

0 dB = 540.2 = 54.65 dB

#20_HAC_T-Coil_GSM1900_EDGE 2 Tx slots_Ch661_Axial (Z)

Communication System: PCS ; Frequency: 1880 MHz
Medium: Air Medium parameters used: $\sigma = 0$ S/m, $\varepsilon_r = 1$; $\rho = 0$ kg/m^3
Ambient Temperature：23.3 ℃

DASY5 Configuration
- Probe: AM1DV3 - 3130; ; Calibrated: 2017/11/21
- Sensor-Surface: 0mm (Fix Surface)
- Electronics: DAE4 Sn853; Calibrated: 2017/7/19
- Phantom: HAC Test Arch with AMCC; Type: SD HAC P01 BA;
- Measurement SW: DASY52, Version 52.8 (8); SEMCAD X Version 14.6.10 (7373)

General Scans/z (axial) 4.2mm 50 x 50/ABM Interpolated SNR(x,y,z) (121x121x1):

Interpolated grid: dx=1.000 mm, dy=1.000 mm
ABM1/ABM2 = 54.16 dB
ABM1 comp = 14.25 dBA/m
Location: 4, 0.2, 3.7 mm

0 dB = 510.6 = 54.16 dB

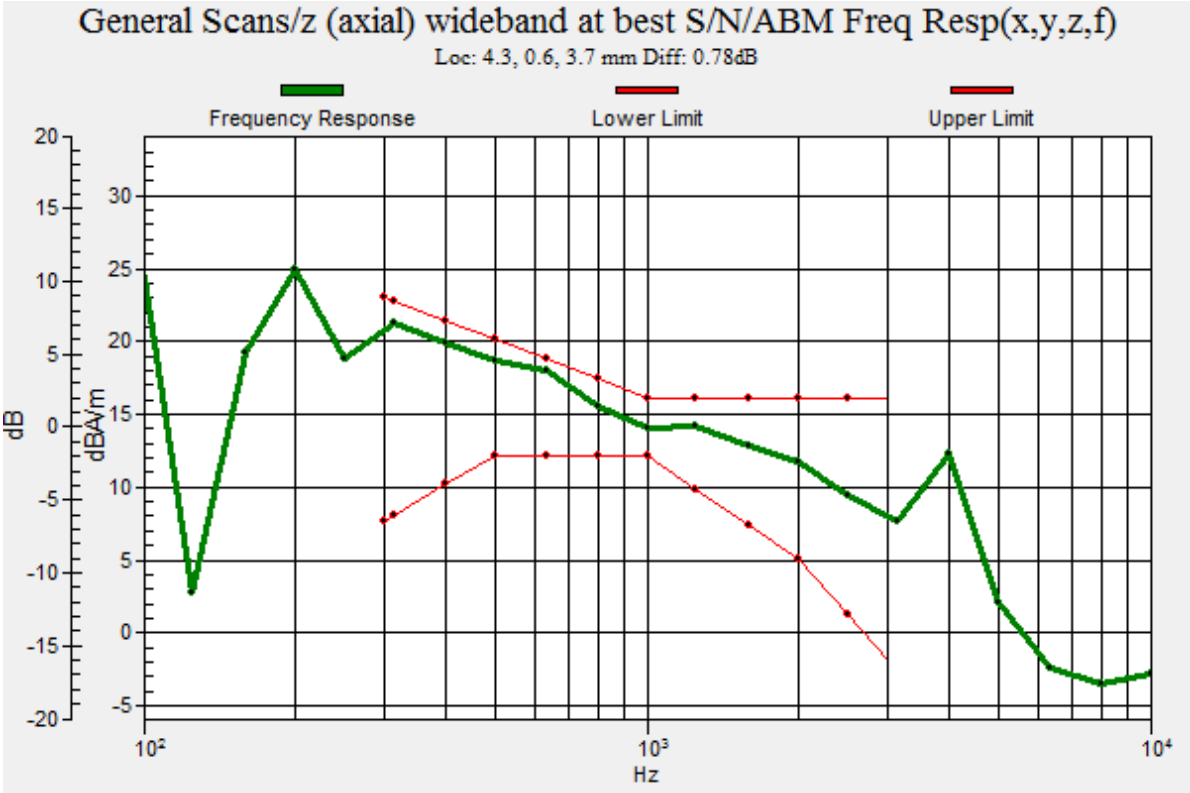
General Scans/z (axial) wideband at best S/N/ABM Freq Resp(x,y,z,f)
Loc: 4.3, 0.6, 3.7 mm Diff: 0.78dB
Frequency Response
Lower Limit
Upper Limit
dB
dBA/m
Hz

#20_HAC_T-Coil_GSM1900_EDGE 2 Tx slots_Ch661_Transversal (Y)

Communication System: PCS ; Frequency: 1880 MHz
Medium: Air Medium parameters used: $\sigma = 0$ S/m, $\varepsilon_r = 1$; $\rho = 0$ kg/m^3
Ambient Temperature：23.3 ℃

DASY5 Configuration
- Probe: AM1DV3 - 3130; ; Calibrated: 2017/11/21
- Sensor-Surface: 0mm (Fix Surface)
- Electronics: DAE4 Sn853; Calibrated: 2017/7/19
- Phantom: HAC Test Arch with AMCC; Type: SD HAC P01 BA;
- Measurement SW: DASY52, Version 52.8 (8); SEMCAD X Version 14.6.10 (7373)

General Scans/y (transversal) 4.2mm 50 x 50/ABM Interpolated SNR(x,y,z) (121x121x1):

Interpolated grid: dx=1.000 mm, dy=1.000 mm
ABM1/ABM2 = 53.54 dB
ABM1 comp = 6.11 dBA/m
Location: 4.7, 10, 3.7 mm

0 dB = 475.2 = 53.54 dB

#21_HAC_T-Coil_WCDMA II_HSPA_Ch9400_Axial (Z)

Communication System: WCDMA (0); Frequency: 1880 MHz
Medium: Air Medium parameters used: $\sigma = 0$ S/m, $\varepsilon_r = 1$; $\rho = 0$ kg/m^3
Ambient Temperature：23.3 ℃

DASY5 Configuration
- Probe: AM1DV3 - 3130; ; Calibrated: 2017/11/21
- Sensor-Surface: 0mm (Fix Surface)
- Electronics: DAE4 Sn853; Calibrated: 2017/7/19
- Phantom: HAC Test Arch with AMCC; Type: SD HAC P01 BA;
- Measurement SW: DASY52, Version 52.8 (8); SEMCAD X Version 14.6.10 (7373)

General Scans/z (axial) 4.2mm 50 x 50/ABM Interpolated SNR(x,y,z) (121x121x1):

Interpolated grid: dx=1.000 mm, dy=1.000 mm
ABM1/ABM2 = 61.94 dB
ABM1 comp = 14.40 dBA/m
Location: 4, 2.3, 3.7 mm



0 dB = 1250 = 61.94 dB

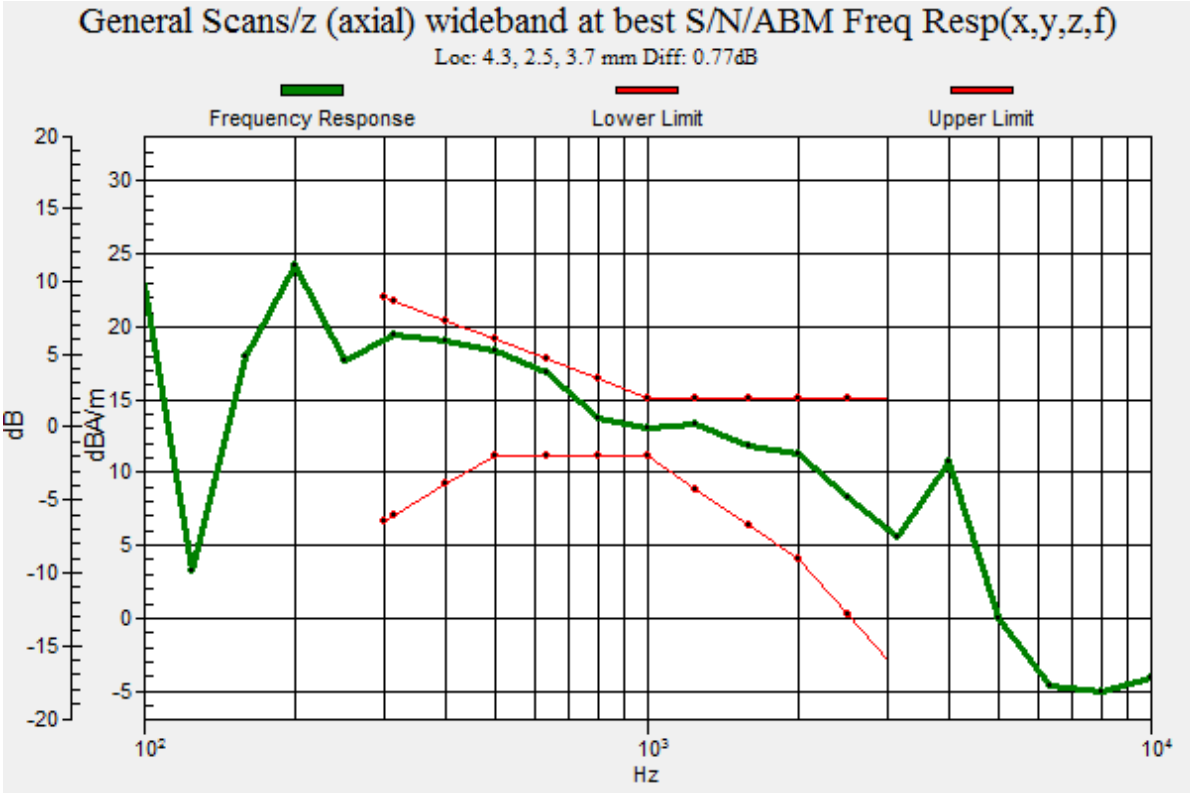
General Scans/z (axial) wideband at best S/N/ABM Freq Resp(x,y,z,f)
Loc: 4.3, 2.5, 3.7 mm Diff: 0.77dB
Frequency Response
Lower Limit
Upper Limit
dB
dBA/m
Hz

#21_HAC_T-Coil_WCDMA II_HSPA_Ch9400_Transversal (Y)

Communication System: WCDMA ; Frequency: 1880 MHz
Medium: Air Medium parameters used: $\sigma = 0$ S/m, $\varepsilon_r = 1$; $\rho = 0$ kg/m^3
Ambient Temperature：23.3 ℃

DASY5 Configuration
- Probe: AM1DV3 - 3130; ; Calibrated: 2017/11/21
- Sensor-Surface: 0mm (Fix Surface)
- Electronics: DAE4 Sn853; Calibrated: 2017/7/19
- Phantom: HAC Test Arch with AMCC; Type: SD HAC P01 BA;
- Measurement SW: DASY52, Version 52.8 (8); SEMCAD X Version 14.6.10 (7373)

General Scans/y (transversal) 4.2mm 50 x 50/ABM Interpolated SNR(x,y,z) (121x121x1):

Interpolated grid: dx=1.000 mm, dy=1.000 mm
ABM1/ABM2 = 55.06 dB
ABM1 comp = 7.08 dBA/m
Location: 4.7, 10, 3.7 mm



0 dB = 566.1 = 55.06 dB

#22_HAC_T-Coil_WCDMA IV_HSPA_Ch1413_Axial (Z)

Communication System: WCDMA ; Frequency: 1732.6 MHz
Medium: Air Medium parameters used: $\sigma = 0$ S/m, $\varepsilon_r = 1$; $\rho = 0$ kg/m^3
Ambient Temperature：23.3 ℃

DASY5 Configuration
- Probe: AM1DV3 - 3130; ; Calibrated: 2017/11/21
- Sensor-Surface: 0mm (Fix Surface)
- Electronics: DAE4 Sn853; Calibrated: 2017/7/19
- Phantom: HAC Test Arch with AMCC; Type: SD HAC P01 BA;
- Measurement SW: DASY52, Version 52.8 (8); SEMCAD X Version 14.6.10 (7373)

General Scans/z (axial) 4.2mm 50 x 50/ABM Interpolated SNR(x,y,z) (121x121x1):

Interpolated grid: dx=1.000 mm, dy=1.000 mm
ABM1/ABM2 = 62.36 dB
ABM1 comp = 14.32 dBA/m
Location: 4.7, 2.3, 3.7 mm



0 dB = 1313 = 62.36 dB

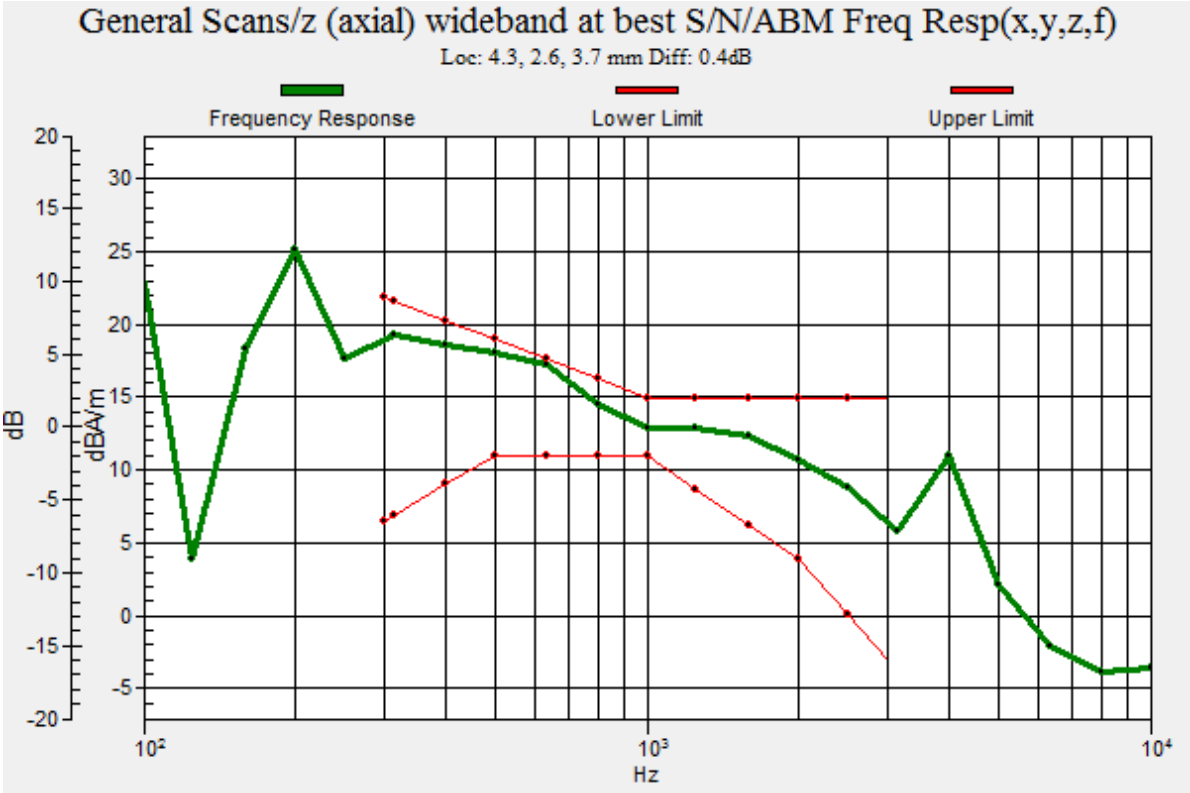
General Scans/z (axial) wideband at best S/N/ABM Freq Resp(x,y,z,f)
Loc: 4.3, 2.6, 3.7 mm Diff: 0.4dB
Frequency Response
Lower Limit
Upper Limit
dB
dBA/m
Hz

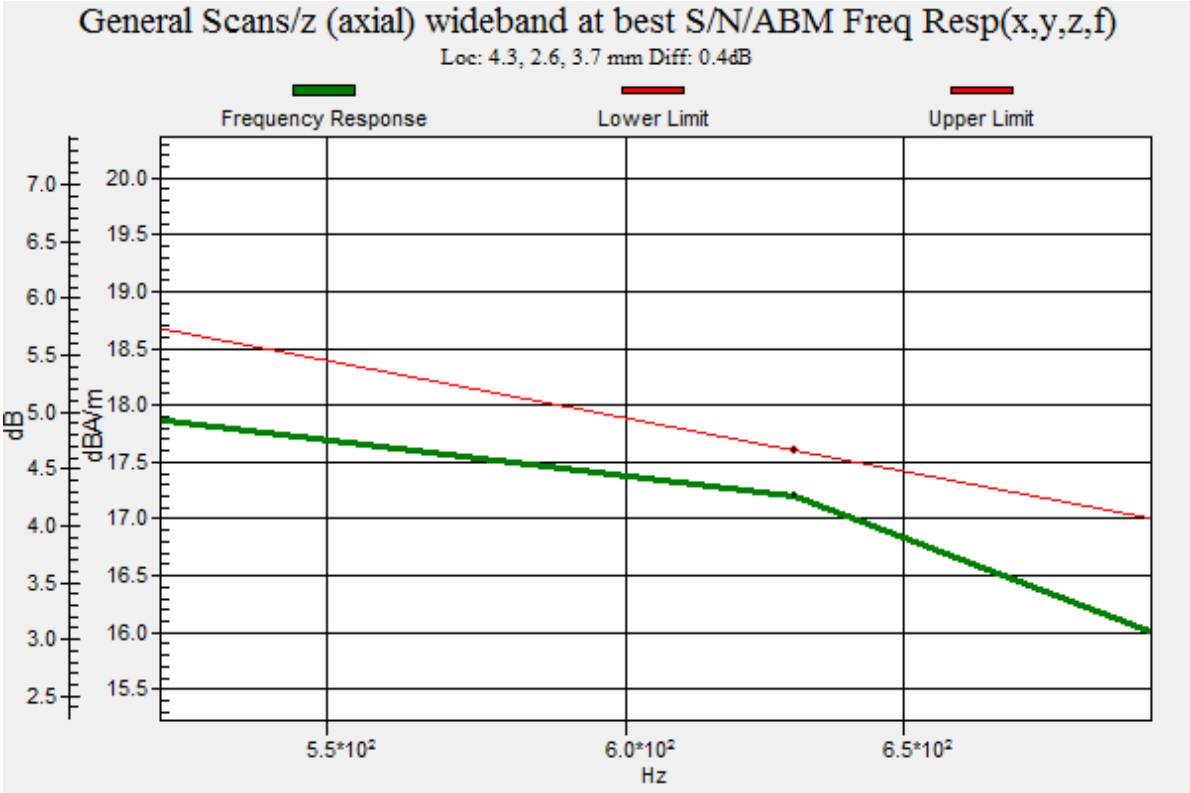
General Scans/z (axial) wideband at best S/N/ABM Freq Resp(x,y,z,f)
Loc: 4.3, 2.6, 3.7 mm Diff: 0.4dB
Frequency Response
Lower Limit
Upper Limit
dB
dBA/m
Hz

#22_HAC_T-Coil_WCDMA IV_HSPA_Ch1413_Transversal (Y)

Communication System: WCDMA ; Frequency: 1732.6 MHz
Medium: Air Medium parameters used: $\sigma = 0$ S/m, $\varepsilon_r = 1$; $\rho = 0$ kg/m^3
Ambient Temperature：23.3 ℃

DASY5 Configuration
- Probe: AM1DV3 - 3130; ; Calibrated: 2017/11/21
- Sensor-Surface: 0mm (Fix Surface)
- Electronics: DAE4 Sn853; Calibrated: 2017/7/19
- Phantom: HAC Test Arch with AMCC; Type: SD HAC P01 BA;
- Measurement SW: DASY52, Version 52.8 (8); SEMCAD X Version 14.6.10 (7373)

General Scans/y (transversal) 4.2mm 50 x 50/ABM Interpolated SNR(x,y,z) (121x121x1):

Interpolated grid: dx=1.000 mm, dy=1.000 mm
ABM1/ABM2 = 54.95 dB
ABM1 comp = 6.91 dBA/m
Location: 4.7, 10, 3.7 mm



0 dB = 558.9 = 54.95 dB

#23_HAC_T-Coil_WCDMA V_HSPA_Ch4182_Axial (Z)

Communication System: WCDMA ; Frequency: 836.4 MHz
Medium: Air Medium parameters used: $\sigma = 0$ S/m, $\varepsilon_r = 1$; $\rho = 0$ kg/m^3
Ambient Temperature：23.3 ℃

DASY5 Configuration
- Probe: AM1DV3 - 3130; ; Calibrated: 2017/11/21
- Sensor-Surface: 0mm (Fix Surface)
- Electronics: DAE4 Sn853; Calibrated: 2017/7/19
- Phantom: HAC Test Arch with AMCC; Type: SD HAC P01 BA;
- Measurement SW: DASY52, Version 52.8 (8); SEMCAD X Version 14.6.10 (7373)

General Scans/z (axial) 4.2mm 50 x 50/ABM Interpolated SNR(x,y,z) (121x121x1):

Interpolated grid: dx=1.000 mm, dy=1.000 mm
ABM1/ABM2 = 59.91 dB
ABM1 comp = 12.13 dBA/m
Location: 4, 2.3, 3.7 mm

0 dB = 989.4 = 59.91 dB

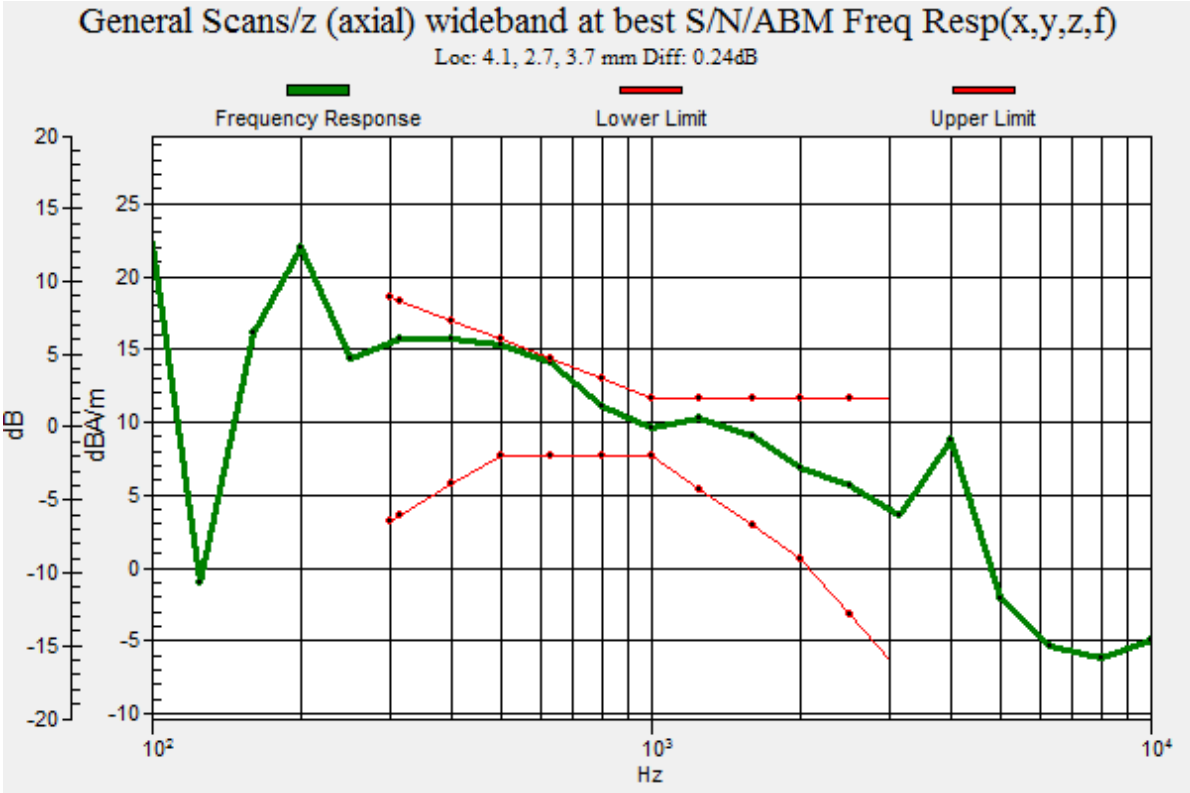
General Scans/z (axial) wideband at best S/N/ABM Freq Resp(x,y,z,f)
Loc: 4.1, 2.7, 3.7 mm Diff: 0.24dB
Frequency Response
Lower Limit
Upper Limit
dB
dBA/m
Hz

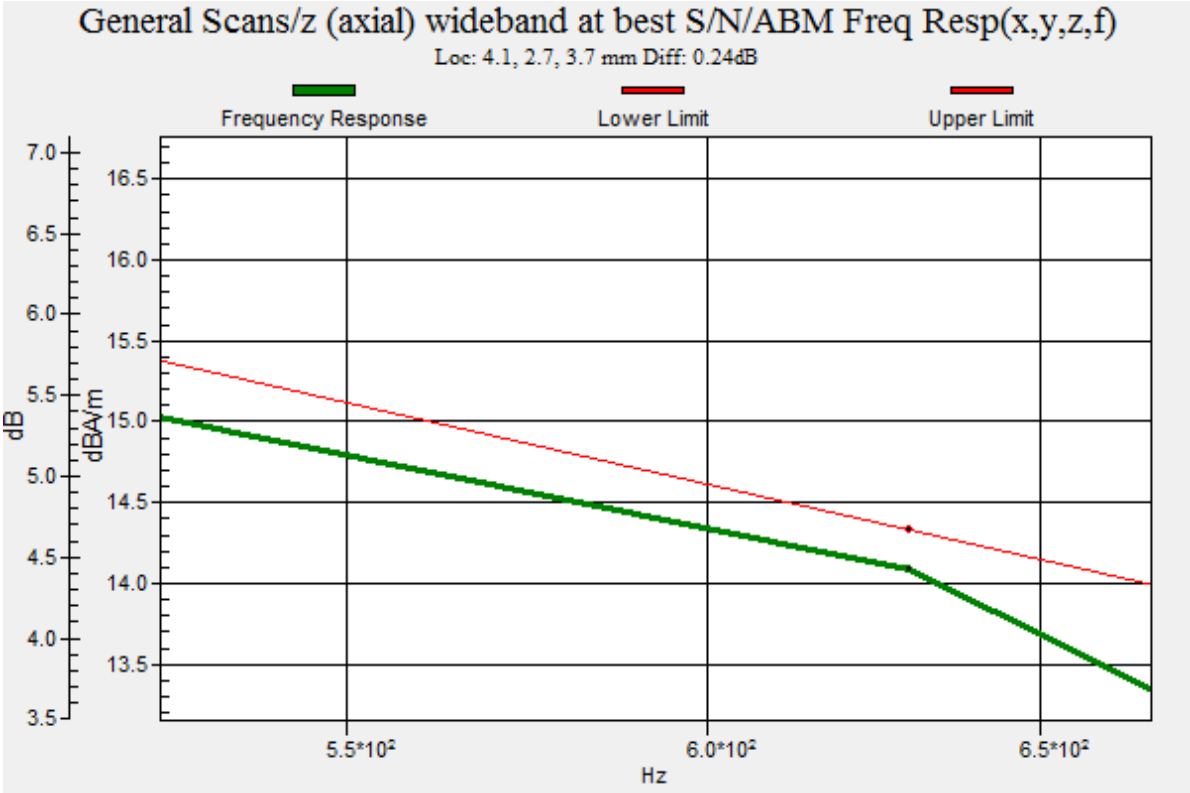
General Scans/z (axial) wideband at best S/N/ABM Freq Resp(x,y,z,f)
Loc: 4.1, 2.7, 3.7 mm Diff: 0.24dB
Frequency Response
Lower Limit
Upper Limit
dB
dBA/m
Hz

#23_HAC_T-Coil_WCDMA V_HSPA_Ch4182_Transversal (Y)

Communication System: WCDMA ; Frequency: 836.4 MHz
Medium: Air Medium parameters used: $\sigma = 0$ S/m, $\varepsilon_r = 1$; $\rho = 0$ kg/m^3
Ambient Temperature：23.3 ℃

DASY5 Configuration
- Probe: AM1DV3 - 3130; ; Calibrated: 2017/11/21
- Sensor-Surface: 0mm (Fix Surface)
- Electronics: DAE4 Sn853; Calibrated: 2017/7/19
- Phantom: HAC Test Arch with AMCC; Type: SD HAC P01 BA;
- Measurement SW: DASY52, Version 52.8 (8); SEMCAD X Version 14.6.10 (7373)

General Scans/y (transversal) 4.2mm 50 x 50/ABM Interpolated SNR(x,y,z) (121x121x1):

Interpolated grid: dx=1.000 mm, dy=1.000 mm
ABM1/ABM2 = 52.83 dB
ABM1 comp = 5.33 dBA/m
Location: 4.7, 9.3, 3.7 mm



0 dB = 437.9 = 52.83 dB

#24_HAC_T-Coil_CDMA BC0_RTAP 153.6Kbps_Ch384_Axial (Z)

Communication System: CDMA ; Frequency: 836.52 MHz
Medium: Air Medium parameters used: $\sigma = 0$ S/m, $\varepsilon_r = 1$; $\rho = 0$ kg/m^3
Ambient Temperature：23.3 ℃

DASY5 Configuration
- Probe: AM1DV3 - 3130; ; Calibrated: 2017/11/21
- Sensor-Surface: 0mm (Fix Surface)
- Electronics: DAE4 Sn853; Calibrated: 2017/7/19
- Phantom: HAC Test Arch with AMCC; Type: SD HAC P01 BA;
- Measurement SW: DASY52, Version 52.8 (8); SEMCAD X Version 14.6.10 (7373)

General Scans/z (axial) 4.2mm 50 x 50/ABM Interpolated SNR(x,y,z) (121x121x1):

Interpolated grid: dx=1.000 mm, dy=1.000 mm
ABM1/ABM2 = 62.72 dB
ABM1 comp = 14.41 dBA/m
Location: 4.7, 2.3, 3.7 mm

0 dB = 1367 = 62.72 dB

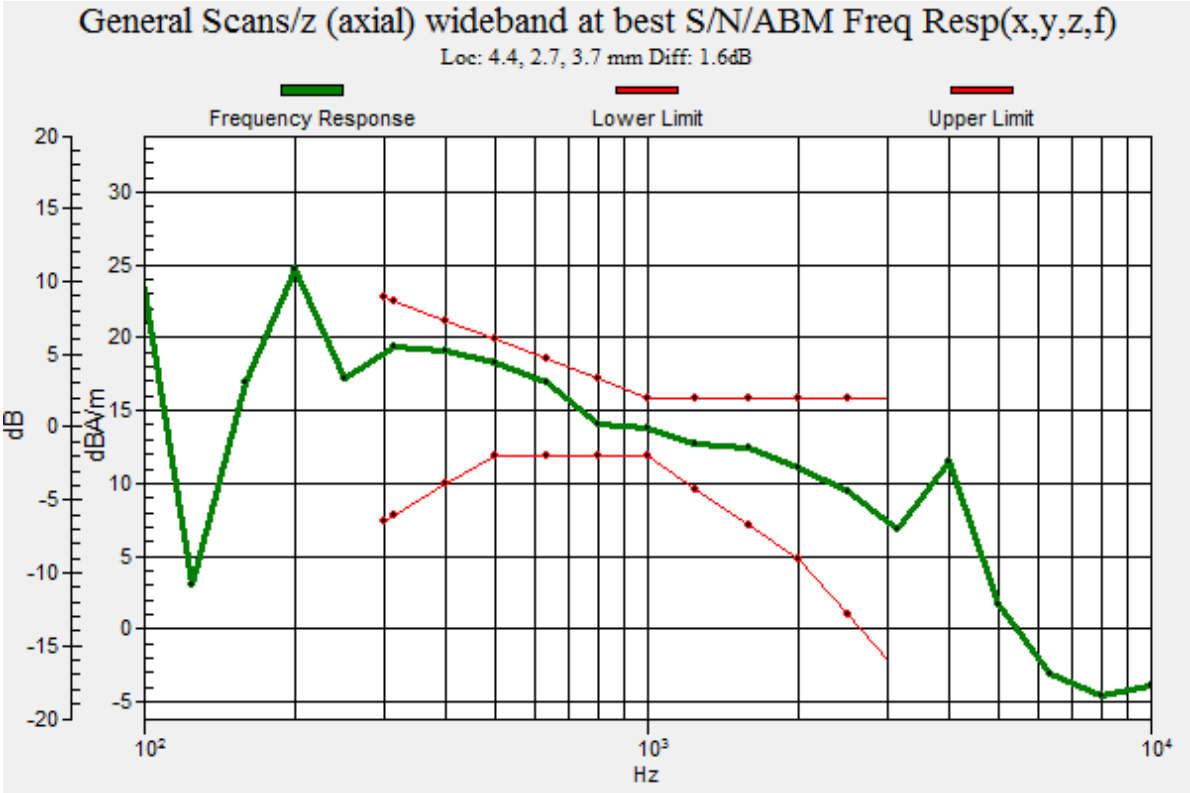
General Scans/z (axial) wideband at best S/N/ABM Freq Resp(x,y,z,f)
Loc: 4.4, 2.7, 3.7 mm Diff: 1.6dB
Frequency Response
Lower Limit
Upper Limit
dB
dBA/m
Hz

#24_HAC_T-Coil_CDMA BC0_RTAP 153.6Kbps_Ch384_Transversal (Y)

Communication System: CDMA ; Frequency: 836.52 MHz
Medium: Air Medium parameters used: $\sigma = 0$ S/m, $\varepsilon_r = 1$; $\rho = 0$ kg/m^3
Ambient Temperature：23.3 ℃

DASY5 Configuration
- Probe: AM1DV3 - 3130; ; Calibrated: 2017/11/21
- Sensor-Surface: 0mm (Fix Surface)
- Electronics: DAE4 Sn853; Calibrated: 2017/7/19
- Phantom: HAC Test Arch with AMCC; Type: SD HAC P01 BA;
- Measurement SW: DASY52, Version 52.8 (8); SEMCAD X Version 14.6.10 (7373)

General Scans/y (transversal) 4.2mm 50 x 50/ABM Interpolated SNR(x,y,z) (121x121x1):

Interpolated grid: dx=1.000 mm, dy=1.000 mm
ABM1/ABM2 = 55.16 dB
ABM1 comp = 7.06 dBA/m
Location: 4.7, 10, 3.7 mm

0 dB = 572.9 = 55.16 dB

#25_HAC_T-Coil_CDMA BC1_RTAP 153.6Kbps_Ch600_Axial (Z)

Communication System: CDMA ; Frequency: 1880 MHz
Medium: Air Medium parameters used: $\sigma = 0$ S/m, $\varepsilon_r = 1$; $\rho = 0$ kg/m^3
Ambient Temperature：23.3 ℃

DASY5 Configuration
- Probe: AM1DV3 - 3130; ; Calibrated: 2017/11/21
- Sensor-Surface: 0mm (Fix Surface)
- Electronics: DAE4 Sn853; Calibrated: 2017/7/19
- Phantom: HAC Test Arch with AMCC; Type: SD HAC P01 BA;
- Measurement SW: DASY52, Version 52.8 (8); SEMCAD X Version 14.6.10 (7373)

General Scans/z (axial) 4.2mm 50 x 50/ABM Interpolated SNR(x,y,z) (121x121x1):

Interpolated grid: dx=1.000 mm, dy=1.000 mm
ABM1/ABM2 = 62.84 dB
ABM1 comp = 14.08 dBA/m
Location: 4.7, 3, 3.7 mm

0 dB = 1387 = 62.84 dB

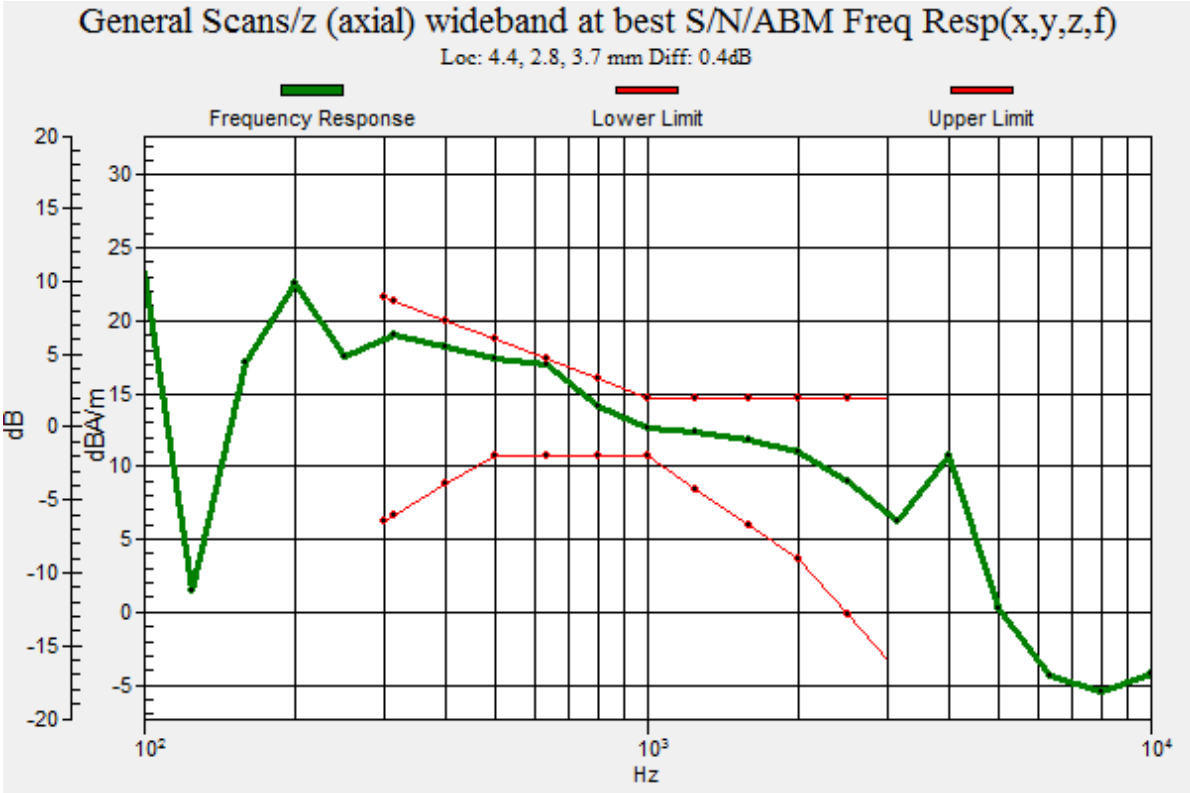
General Scans/z (axial) wideband at best S/N/ABM Freq Resp(x,y,z,f)
Loc: 4.4, 2.8, 3.7 mm Diff: 0.4dB
Frequency Response
Lower Limit
Upper Limit
dB
dBA/m
Hz

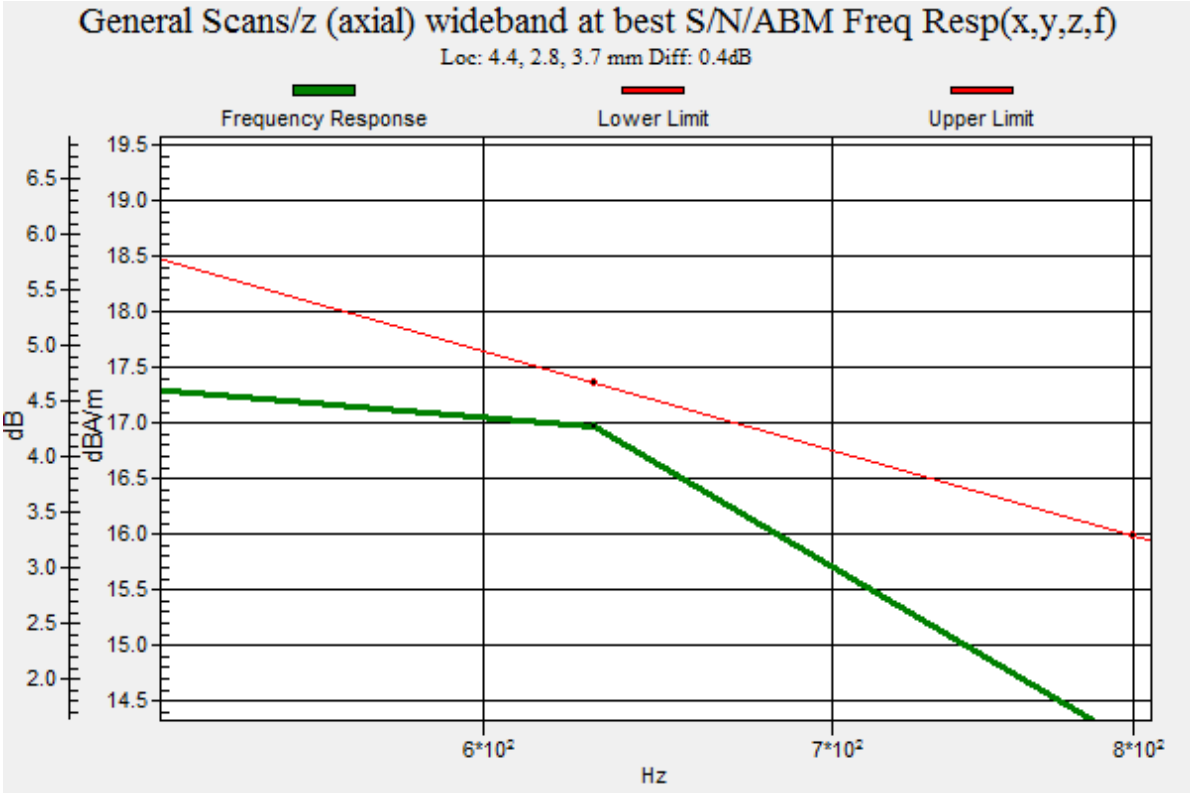
General Scans/z (axial) wideband at best S/N/ABM Freq Resp(x,y,z,f)
Loc: 4.4, 2.8, 3.7 mm Diff: 0.4dB
Frequency Response
Lower Limit
Upper Limit
dB
dBA/m
Hz

#25_HAC_T-Coil_CDMA BC1_RTAP 153.6Kbps_Ch600_Transversal (Y)

Communication System: CDMA ; Frequency: 1880 MHz
Medium: Air Medium parameters used: $\sigma = 0$ S/m, $\varepsilon_r = 1$; $\rho = 0$ kg/m^3
Ambient Temperature：23.3 ℃

DASY5 Configuration
- Probe: AM1DV3 - 3130; ; Calibrated: 2017/11/21
- Sensor-Surface: 0mm (Fix Surface)
- Electronics: DAE4 Sn853; Calibrated: 2017/7/19
- Phantom: HAC Test Arch with AMCC; Type: SD HAC P01 BA;
- Measurement SW: DASY52, Version 52.8 (8); SEMCAD X Version 14.6.10 (7373)

General Scans/y (transversal) 4.2mm 50 x 50/ABM Interpolated SNR(x,y,z) (121x121x1):

Interpolated grid: dx=1.000 mm, dy=1.000 mm
ABM1/ABM2 = 55.32 dB
ABM1 comp = 7.06 dBA/m
Location: 4.7, 10, 3.7 mm



0 dB = 583.1 = 55.32 dB

#26_HAC_T-Coil_LTE Band 5_10M_QPSK_1RB_0offset_Ch20525_Axial (Z)

Communication System: LTE ; Frequency: 836.5 MHz
Medium: Air Medium parameters used: $\sigma = 0$ S/m, $\varepsilon_r = 1$; $\rho = 0$ kg/m^3
Ambient Temperature：23.3 ℃

DASY5 Configuration
- Probe: AM1DV3 - 3130; ; Calibrated: 2017/11/21
- Sensor-Surface: 0mm (Fix Surface)
- Electronics: DAE4 Sn853; Calibrated: 2017/7/19
- Phantom: HAC Test Arch with AMCC; Type: SD HAC P01 BA;
- Measurement SW: DASY52, Version 52.8 (8); SEMCAD X Version 14.6.10 (7373)

General Scans/z (axial) 4.2mm 50 x 50/ABM Interpolated SNR(x,y,z) (121x121x1):

Interpolated grid: dx=1.000 mm, dy=1.000 mm
ABM1/ABM2 = 61.86 dB
ABM1 comp = 14.10 dBA/m
Location: 4, 2.3, 3.7 mm



0 dB = 1238 = 61.86 dB

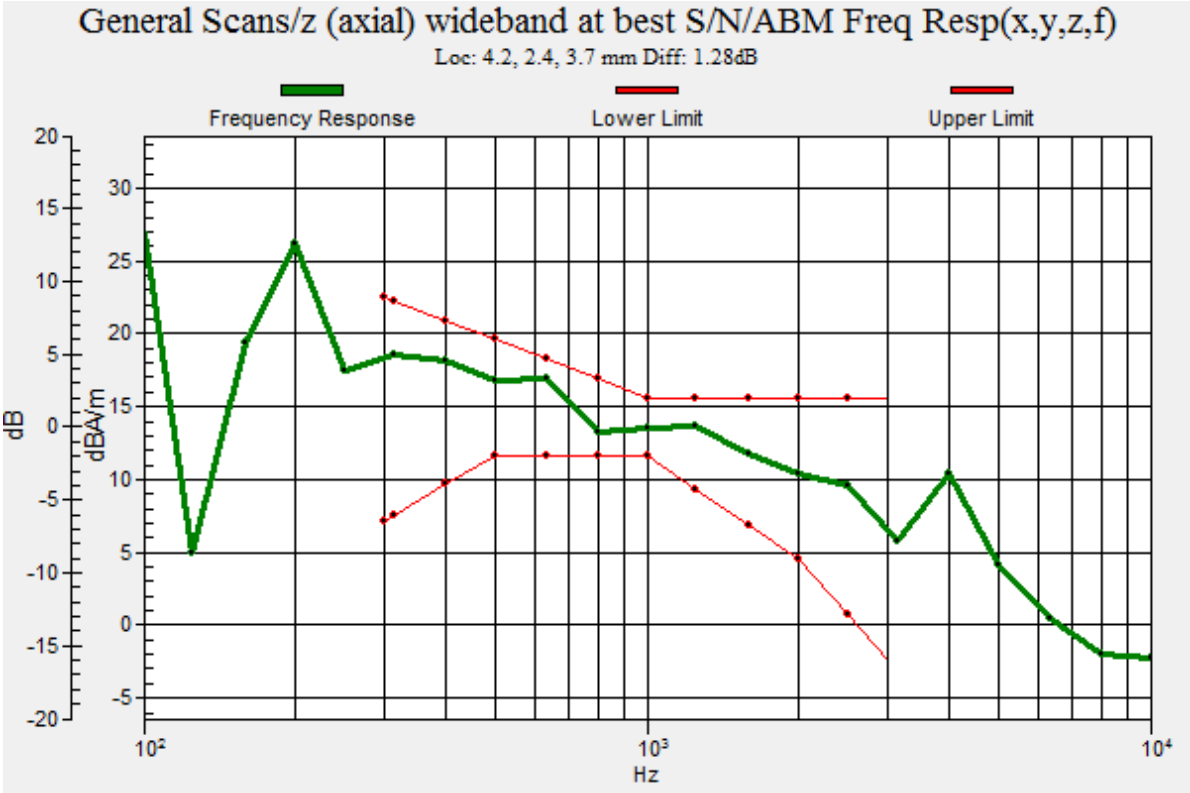
General Scans/z (axial) wideband at best S/N/ABM Freq Resp(x,y,z,f)
Loc: 4.2, 2.4, 3.7 mm Diff: 1.28dB
Frequency Response
Lower Limit
Upper Limit
dB
dBA/m
Hz

#26_HAC_T-Coil_LTE Band 5_10M_QPSK_1RB_0offset_Ch20525_Transversal (Y)

Communication System: LTE ; Frequency: 836.5 MHz
Medium: Air Medium parameters used: $\sigma = 0$ S/m, $\varepsilon_r = 1$; $\rho = 0$ kg/m^3
Ambient Temperature：23.3 ℃

DASY5 Configuration
- Probe: AM1DV3 - 3130; ; Calibrated: 2017/11/21
- Sensor-Surface: 0mm (Fix Surface)
- Electronics: DAE4 Sn853; Calibrated: 2017/7/19
- Phantom: HAC Test Arch with AMCC; Type: SD HAC P01 BA;
- Measurement SW: DASY52, Version 52.8 (8); SEMCAD X Version 14.6.10 (7373)

General Scans/y (transversal) 4.2mm 50 x 50/ABM Interpolated SNR(x,y,z) (121x121x1):

Interpolated grid: dx=1.000 mm, dy=1.000 mm
ABM1/ABM2 = 54.38 dB
ABM1 comp = 6.89 dBA/m
Location: 4.7, 10, 3.7 mm



0 dB = 523.7 = 54.38 dB

#27_HAC_T-Coil_WLAN2.4GHz_802.11b 1Mbps_Ch6_Axial (Z)

Communication System: 802.11b ; Frequency: 2437 MHz
Medium: Air Medium parameters used: $\sigma = 0$ S/m, $\varepsilon_r = 1$; $\rho = 0$ kg/m^3
Ambient Temperature：23.3 ℃

DASY5 Configuration
- Probe: AM1DV3 - 3130; ; Calibrated: 2017/11/21
- Sensor-Surface: 0mm (Fix Surface)
- Electronics: DAE4 Sn853; Calibrated: 2017/7/19
- Phantom: HAC Test Arch with AMCC; Type: SD HAC P01 BA;
- Measurement SW: DASY52, Version 52.8 (8); SEMCAD X Version 14.6.10 (7373)

General Scans/z (axial) 4.2mm 50 x 50/ABM Interpolated SNR(x,y,z) (121x121x1):

Interpolated grid: dx=1.000 mm, dy=1.000 mm
ABM1/ABM2 = 65.01 dB
ABM1 comp = 15.56 dBA/m
Location: 4, 3, 3.7 mm

0 dB = 1780 = 65.01 dB

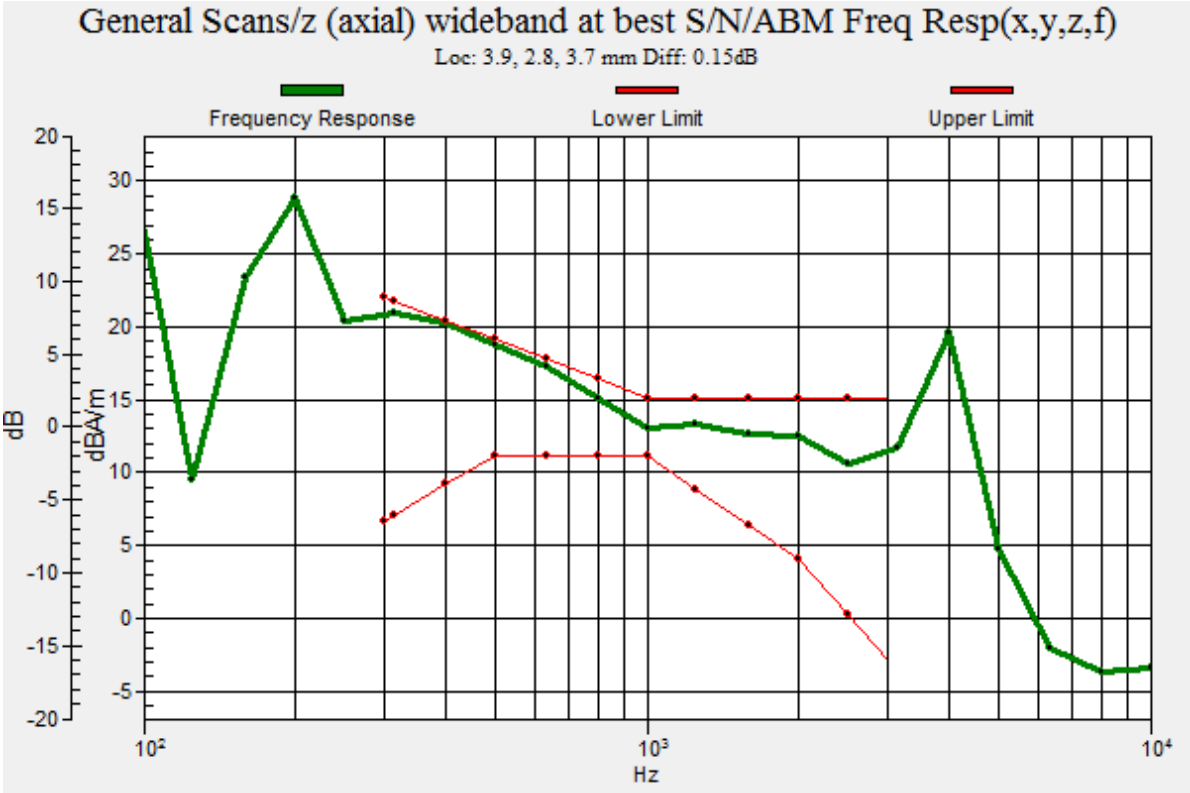
General Scans/z (axial) wideband at best S/N/ABM Freq Resp(x,y,z,f)
Loc: 3.9, 2.8, 3.7 mm Diff: 0.15dB
Frequency Response
Lower Limit
Upper Limit
dB
dBA/m
Hz

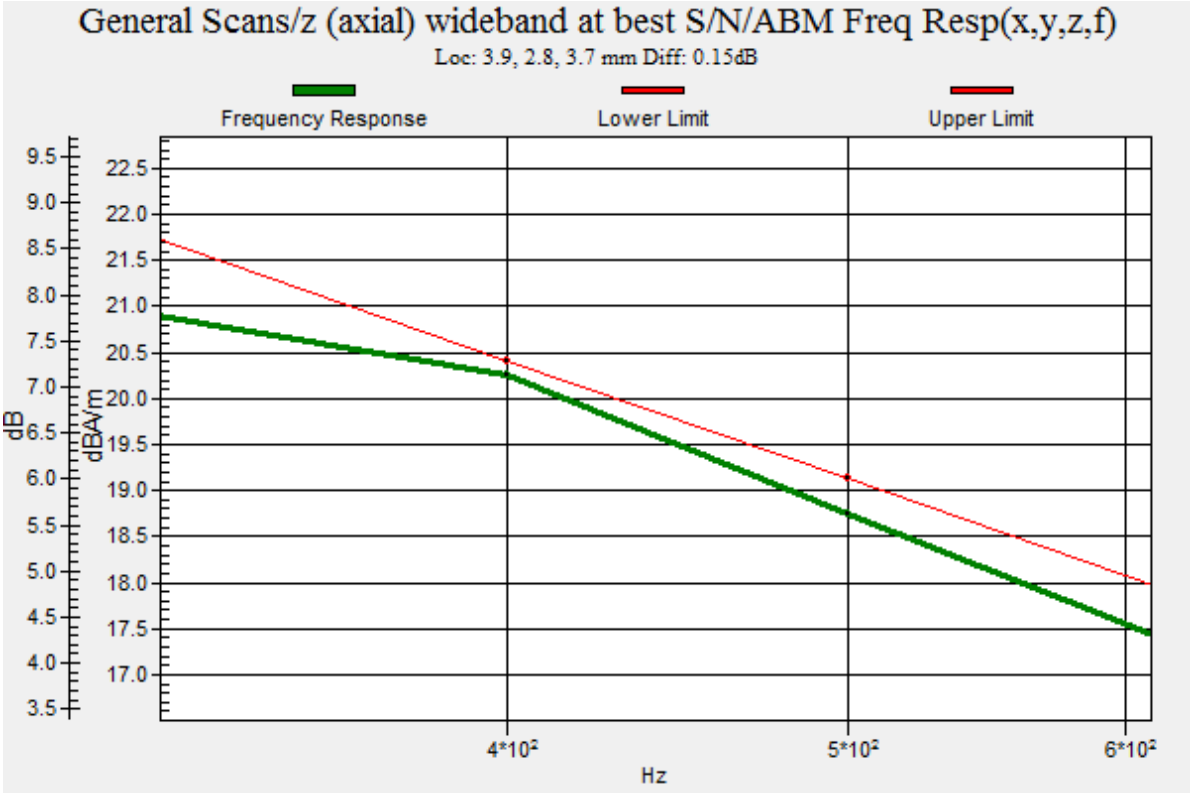
General Scans/z (axial) wideband at best S/N/ABM Freq Resp(x,y,z,f)
Loc: 3.9, 2.8, 3.7 mm Diff: 0.15dB
Frequency Response
Lower Limit
Upper Limit
dB
dBA/m
Hz

#27_HAC_T-Coil_WLAN2.4GHz_802.11b 1Mbps_Ch6_Transversal (Y)

Communication System: 802.11b ; Frequency: 2437 MHz
Medium: Air Medium parameters used: $\sigma = 0$ S/m, $\varepsilon_r = 1$; $\rho = 0$ kg/m^3
Ambient Temperature：23.3 ℃

DASY5 Configuration
- Probe: AM1DV3 - 3130; ; Calibrated: 2017/11/21
- Sensor-Surface: 0mm (Fix Surface)
- Electronics: DAE4 Sn853; Calibrated: 2017/7/19
- Phantom: HAC Test Arch with AMCC; Type: SD HAC P01 BA;
- Measurement SW: DASY52, Version 52.8 (8); SEMCAD X Version 14.6.10 (7373)

General Scans/y (transversal) 4.2mm 50 x 50/ABM Interpolated SNR(x,y,z) (121x121x1):

Interpolated grid: dx=1.000 mm, dy=1.000 mm
ABM1/ABM2 = 50.98 dB
ABM1 comp = 5.05 dBA/m
Location: 1.9, -4.7, 3.7 mm

0 dB = 354.2 = 50.98 dB

#28_HAC_T-Coil_WLAN5GHz_802.11a 6Mbps_Ch124_Axial (Z)

Communication System: 802.11a ; Frequency: 5620 MHz
Medium: Air Medium parameters used: $\sigma = 0$ S/m, $\varepsilon_r = 1$; $\rho = 0$ kg/m^3
Ambient Temperature：23.3 ℃

DASY5 Configuration
- Probe: AM1DV3 - 3130; ; Calibrated: 2017/11/21
- Sensor-Surface: 0mm (Fix Surface)
- Electronics: DAE4 Sn853; Calibrated: 2017/7/19
- Phantom: HAC Test Arch with AMCC; Type: SD HAC P01 BA;
- Measurement SW: DASY52, Version 52.8 (8); SEMCAD X Version 14.6.10 (7373)

General Scans/z (axial) 4.2mm 50 x 50/ABM Interpolated SNR(x,y,z) (121x121x1):

Interpolated grid: dx=1.000 mm, dy=1.000 mm
ABM1/ABM2 = 66.15 dB
ABM1 comp = 16.26 dBA/m
Location: 4, 3, 3.7 mm



0 dB = 2030 = 66.15 dB

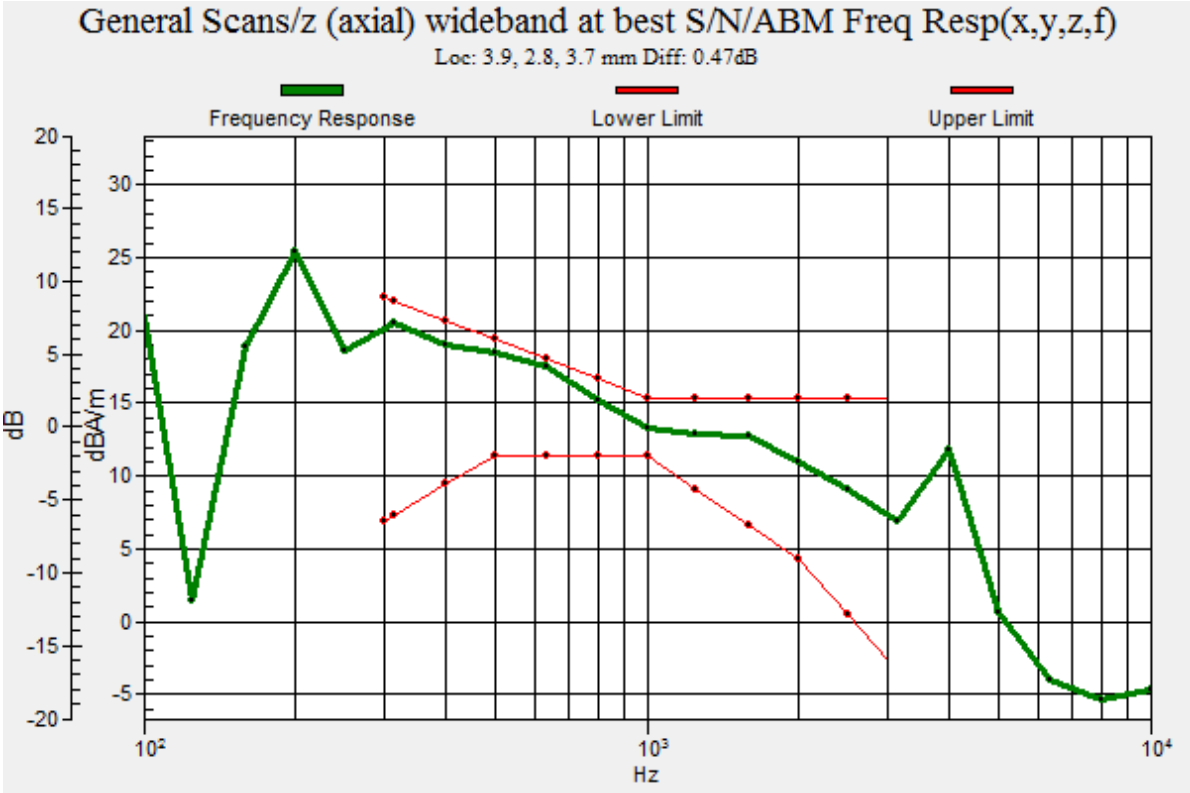
General Scans/z (axial) wideband at best S/N/ABM Freq Resp(x,y,z,f)
Loc: 3.9, 2.8, 3.7 mm Diff: 0.47dB
Frequency Response
Lower Limit
Upper Limit
dB
dBA/m
Hz

#28_HAC_T-Coil_WLAN5GHz_802.11a 6Mbps_Ch124_Transversal (Y)

Communication System: 802.11a ; Frequency: 5620 MHz
Medium: Air Medium parameters used: $\sigma = 0$ S/m, $\varepsilon_r = 1$; $\rho = 0$ kg/m^3
Ambient Temperature：23.3 ℃

DASY5 Configuration
- Probe: AM1DV3 - 3130; ; Calibrated: 2017/11/21
- Sensor-Surface: 0mm (Fix Surface)
- Electronics: DAE4 Sn853; Calibrated: 2017/7/19
- Phantom: HAC Test Arch with AMCC; Type: SD HAC P01 BA;
- Measurement SW: DASY52, Version 52.8 (8); SEMCAD X Version 14.6.10 (7373)

General Scans/y (transversal) 4.2mm 50 x 50/ABM Interpolated SNR(x,y,z) (121x121x1):

Interpolated grid: dx=1.000 mm, dy=1.000 mm
ABM1/ABM2 = 55.01 dB
ABM1 comp = 6.68 dBA/m
Location: 3.3, -4.7, 3.7 mm



0 dB = 563.1 = 55.01 dB