GSM1900 (GSM)	GSM1900 (EDGE class 8)
Lowest Channel	**Lowest Channel**
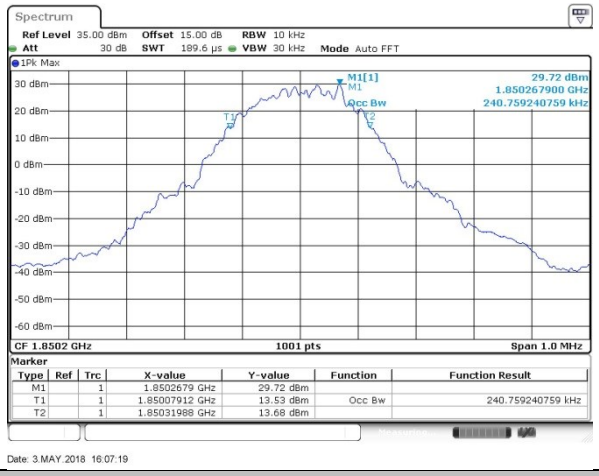	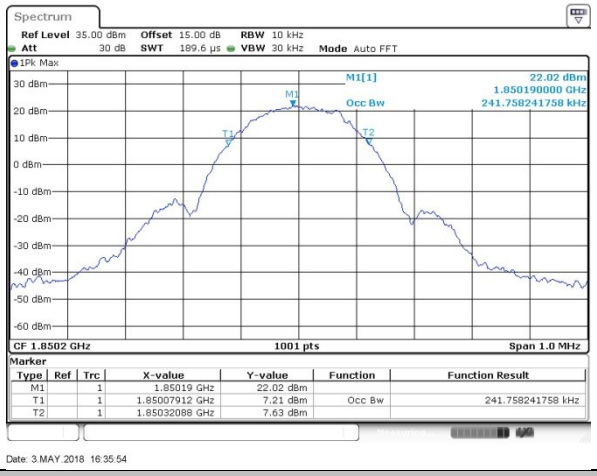
Middle Channel	**Middle Channel**
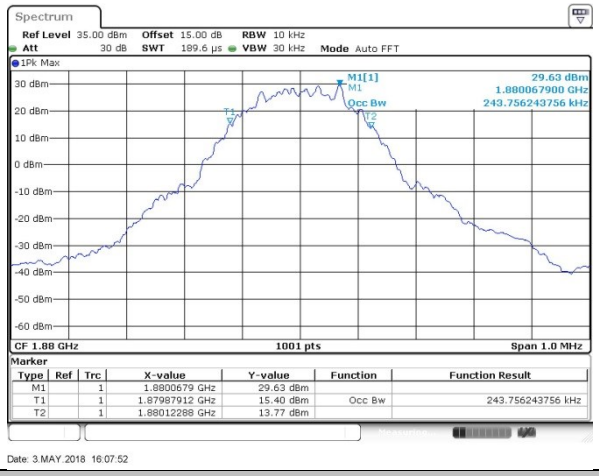	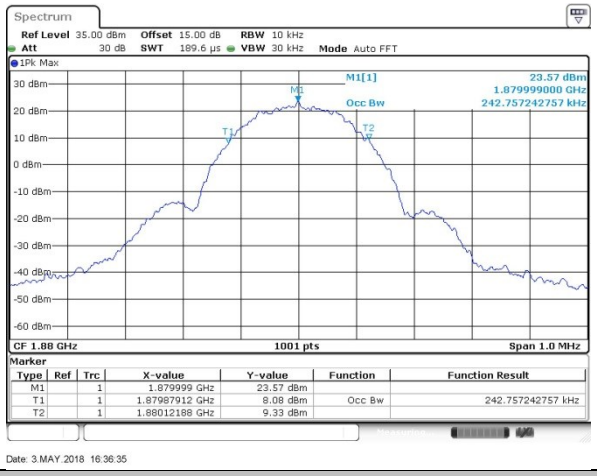
Highest Channel	**Highest Channel**
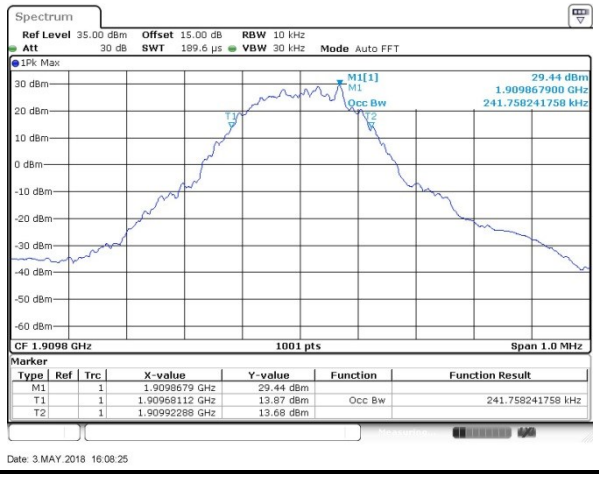	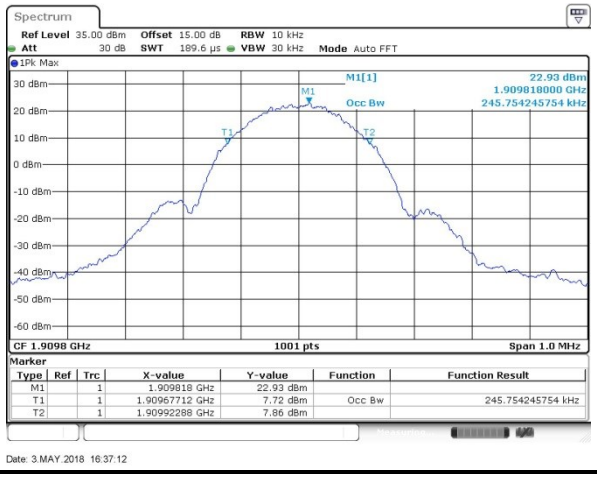

WCDMA Band V (RMC 12.2Kbps)

Lowest Channel

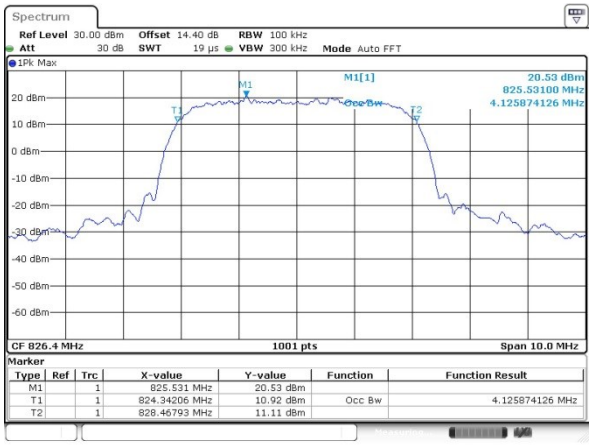

Middle Channel

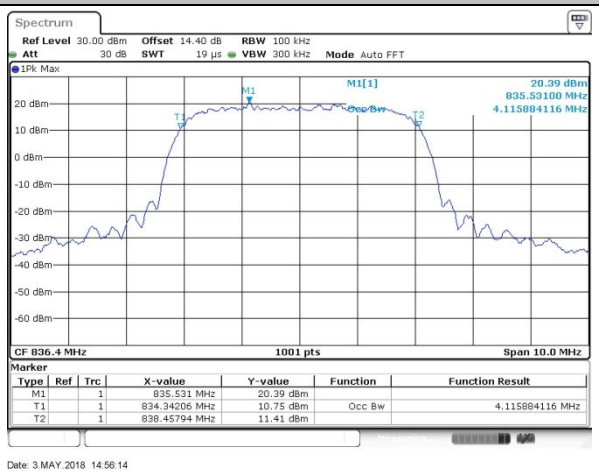

Highest Channel

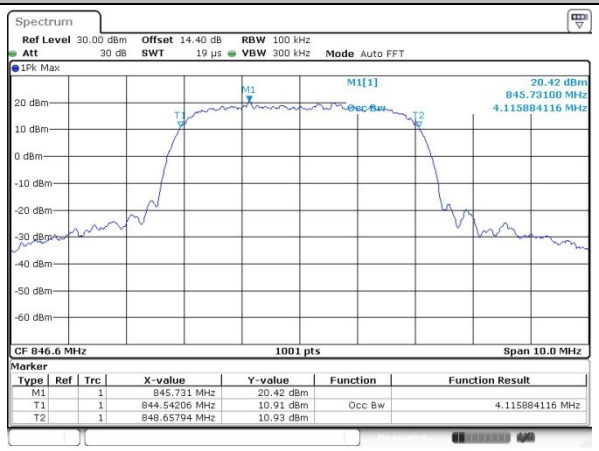

WCDMA Band II (RMC 12.2Kbps)

Lowest Channel

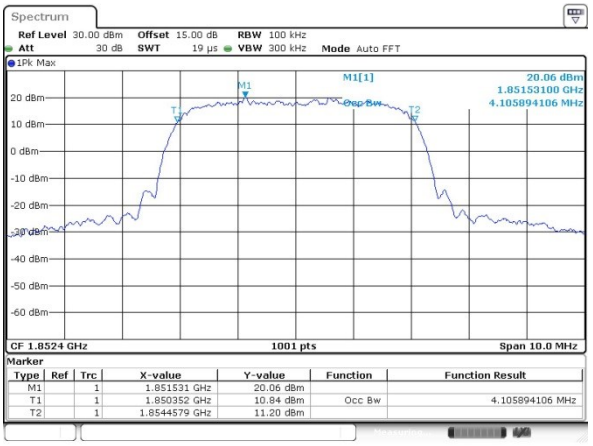

Middle Channel

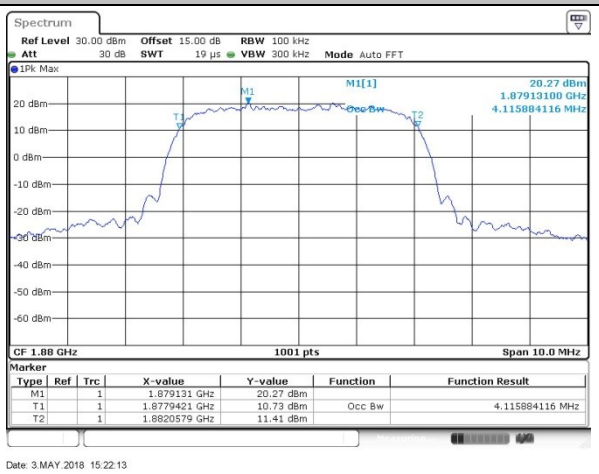

Highest Channel

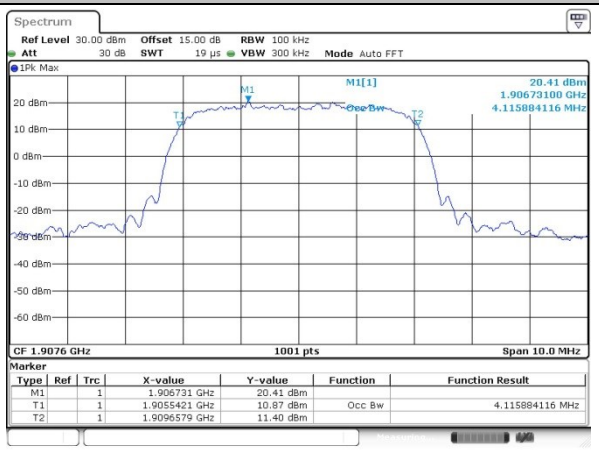

WCDMA Band IV (RMC 12.2Kbps)

Lowest Channel

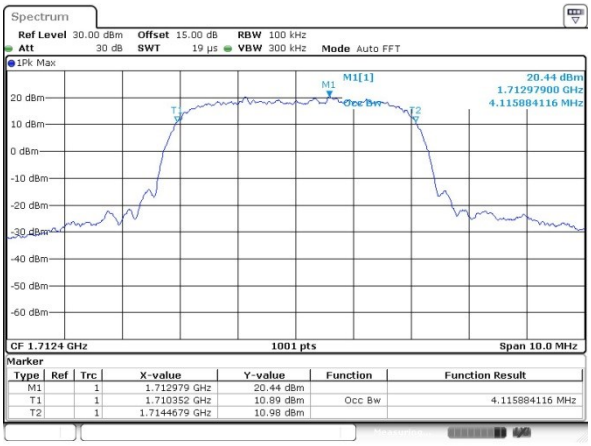

Middle Channel

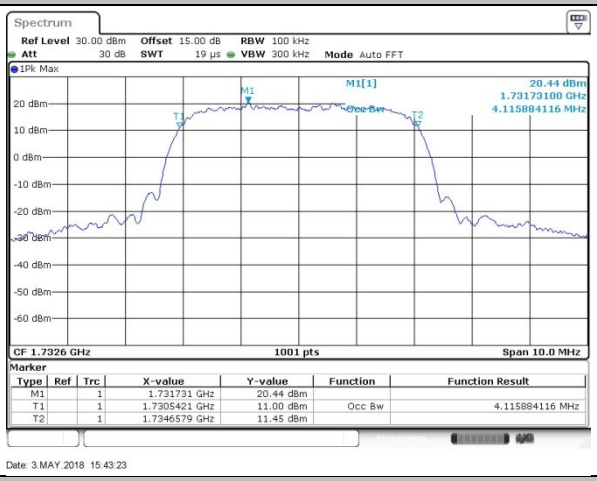

Highest Channel

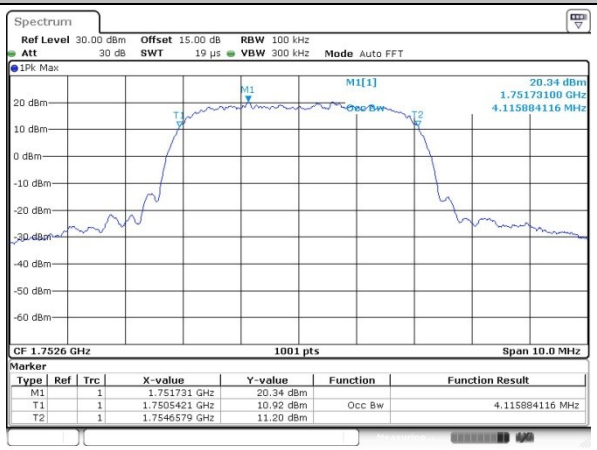

Conducted Band Edge

GSM850 (GSM)

Lowest Band Edge

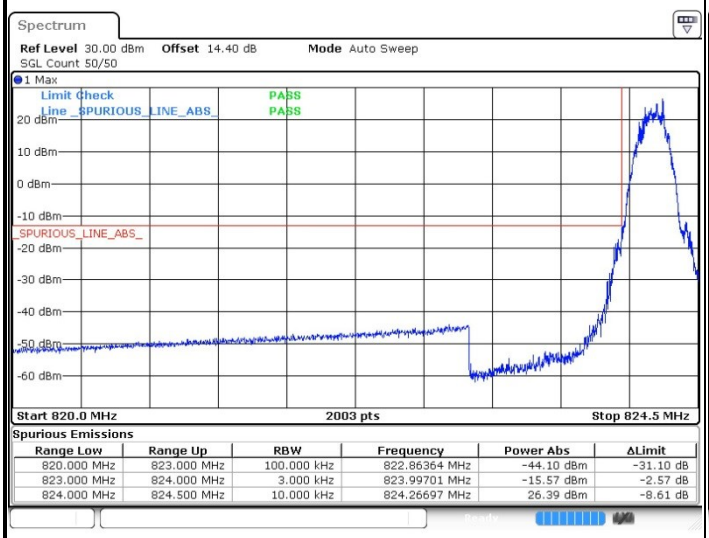

Spurious Emissions

Range Low	Range Up	RBW	Frequency	Power Abs	ΔLimit
820.000 MHz	823.000 MHz	100.000 kHz	822.86364 MHz	-44.10 dBm	-31.10 dB
823.000 MHz	824.000 MHz	3.000 kHz	823.99701 MHz	-15.57 dBm	-2.57 dB
824.000 MHz	824.500 MHz	10.000 kHz	824.26697 MHz	26.39 dBm	-8.61 dB

Date: 3.MAY.2018 17:04:47

Highest Band Edge

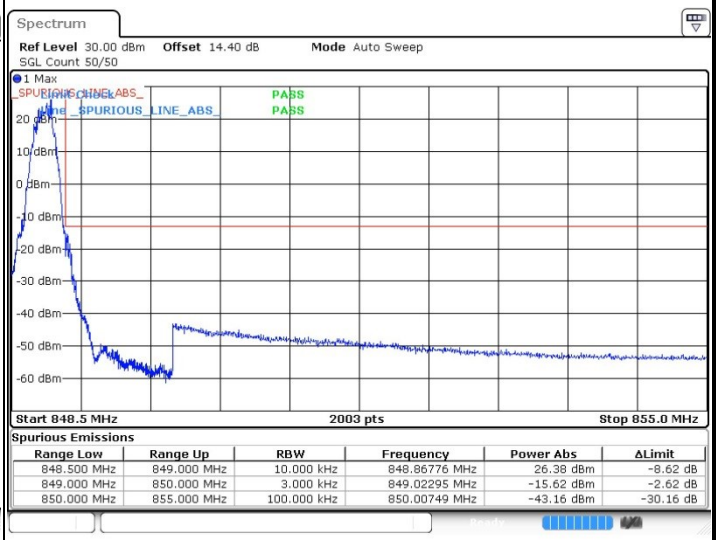

Spurious Emissions

Range Low	Range Up	RBW	Frequency	Power Abs	ΔLimit
848.500 MHz	849.000 MHz	10.000 kHz	848.86776 MHz	26.38 dBm	-8.62 dB
849.000 MHz	850.000 MHz	3.000 kHz	849.02295 MHz	-15.62 dBm	-2.62 dB
850.000 MHz	855.000 MHz	100.000 kHz	850.00749 MHz	-43.16 dBm	-30.16 dB

Date: 3.MAY.2018 17:07:09

GSM850 (EDGE class 8)

Lowest Band Edge

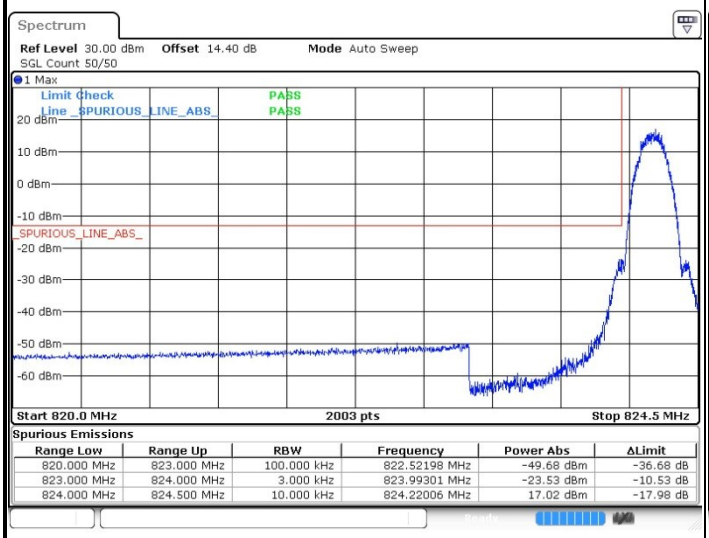

Spurious Emissions

Range Low	Range Up	RBW	Frequency	Power Abs	ΔLimit
820.000 MHz	823.000 MHz	100.000 kHz	822.52198 MHz	-49.68 dBm	-36.68 dB
823.000 MHz	824.000 MHz	3.000 kHz	823.99301 MHz	-23.53 dBm	-10.53 dB
824.000 MHz	824.500 MHz	10.000 kHz	824.22006 MHz	17.02 dBm	-17.98 dB

Date: 3.MAY.2018 17:29:18

Highest Band Edge

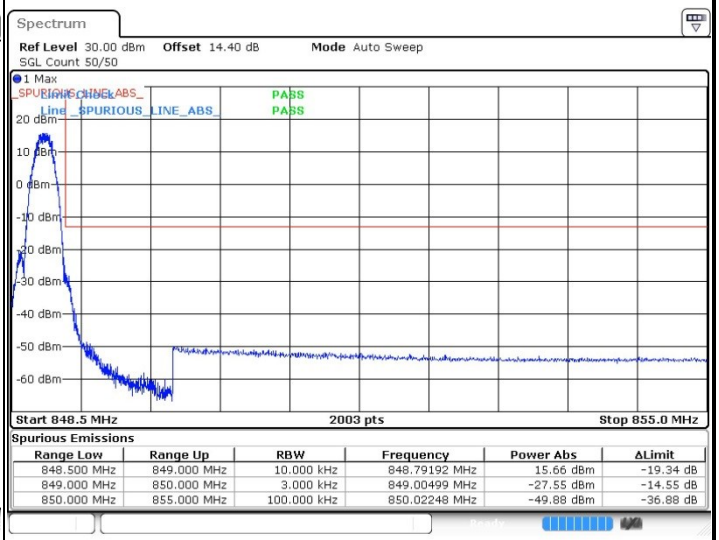

Spurious Emissions

Range Low	Range Up	RBW	Frequency	Power Abs	ΔLimit
848.500 MHz	849.000 MHz	10.000 kHz	848.79192 MHz	15.66 dBm	-19.34 dB
849.000 MHz	850.000 MHz	3.000 kHz	849.00499 MHz	-27.55 dBm	-14.55 dB
850.000 MHz	855.000 MHz	100.000 kHz	850.02248 MHz	-49.88 dBm	-36.88 dB

Date: 3.MAY.2018 17:30:51

GSM1900 (GSM)

Lowest Band Edge

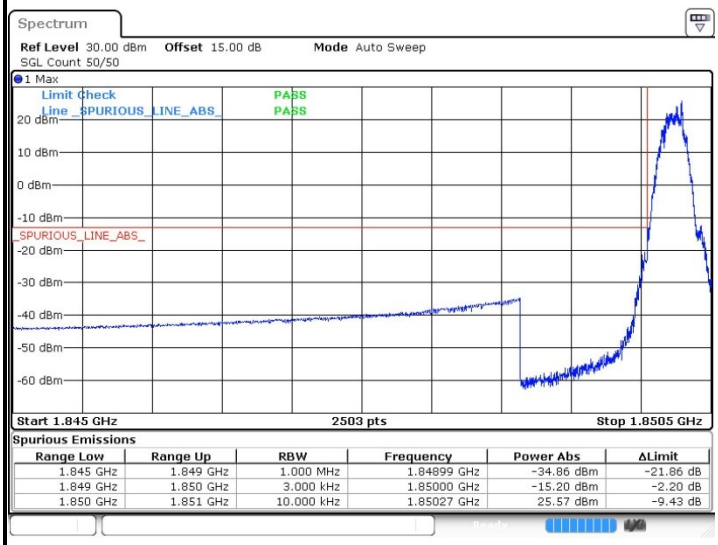

Spurious Emissions

Range Low	Range Up	RBW	Frequency	Power Abs	ΔLimit
1.845 GHz	1.849 GHz	1.000 MHz	1.84899 GHz	-34.86 dBm	-21.86 dB
1.849 GHz	1.850 GHz	3.000 kHz	1.85000 GHz	-15.20 dBm	-2.20 dB
1.850 GHz	1.851 GHz	10.000 kHz	1.85027 GHz	25.57 dBm	-9.43 dB

Date: 3.MAY.2018 16:22:12

Highest Band Edge

Spurious Emissions

Range Low	Range Up	RBW	Frequency	Power Abs	ΔLimit
1.909 GHz	1.910 GHz	10.000 kHz	1.90987 GHz	25.25 dBm	-9.75 dB
1.910 GHz	1.911 GHz	3.000 kHz	1.91002 GHz	-18.53 dBm	-5.53 dB
1.911 GHz	1.915 GHz	1.000 MHz	1.91101 GHz	-33.35 dBm	-20.35 dB

Date: 3.MAY.2018 16:23:45

GSM1900 (EDGE class 8)

Lowest Band Edge

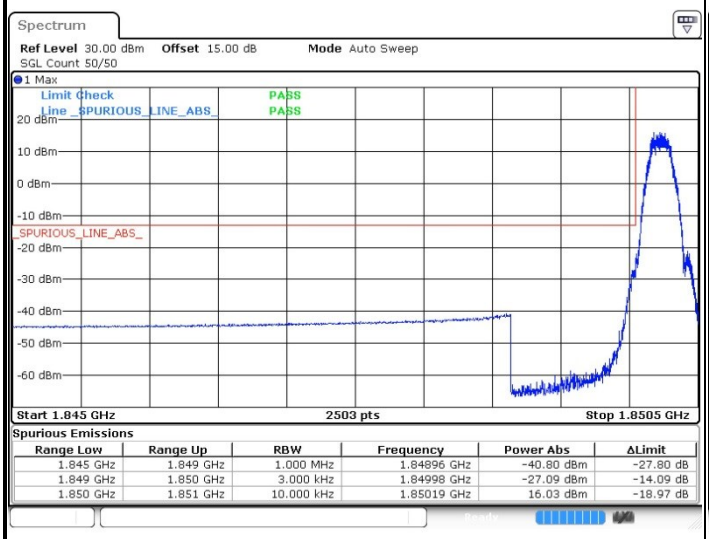

Spurious Emissions

Range Low	Range Up	RBW	Frequency	Power Abs	ΔLimit
1.845 GHz	1.849 GHz	1.000 MHz	1.84896 GHz	-40.80 dBm	-27.80 dB
1.849 GHz	1.850 GHz	3.000 kHz	1.84998 GHz	-27.09 dBm	-14.09 dB
1.850 GHz	1.851 GHz	10.000 kHz	1.85019 GHz	16.03 dBm	-18.97 dB

Date: 3.MAY.2018 16:39:04

Highest Band Edge

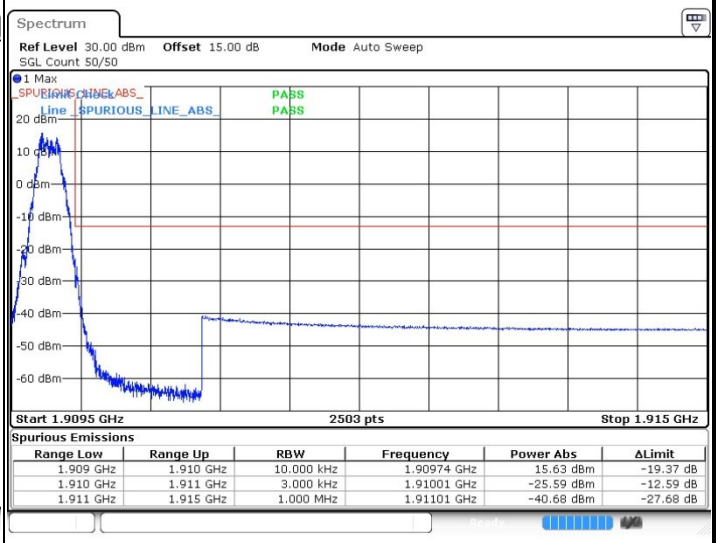

Spurious Emissions

Range Low	Range Up	RBW	Frequency	Power Abs	ΔLimit
1.909 GHz	1.910 GHz	10.000 kHz	1.90974 GHz	15.63 dBm	-19.37 dB
1.910 GHz	1.911 GHz	3.000 kHz	1.91001 GHz	-25.59 dBm	-12.59 dB
1.911 GHz	1.915 GHz	1.000 MHz	1.91101 GHz	-40.68 dBm	-27.68 dB

Date: 3.MAY.2018 16:40:47

WCDMA Band V (RMC 12.2Kbps)

Lowest Band Edge

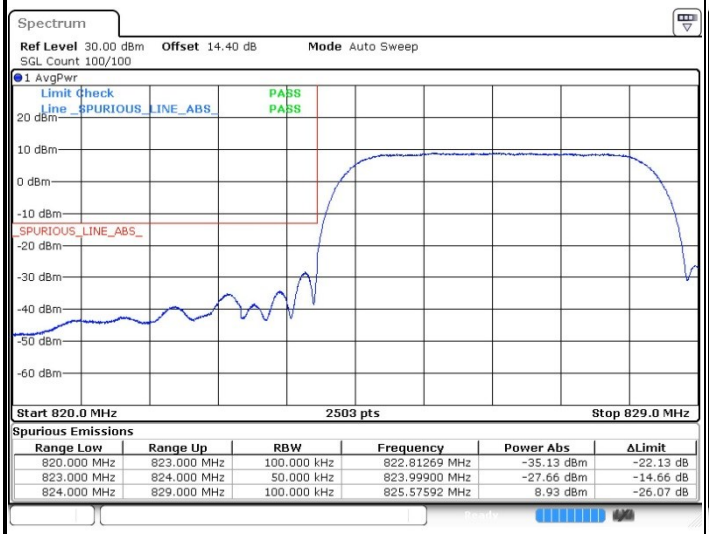

Spurious Emissions

Range Low	Range Up	RBW	Frequency	Power Abs	ΔLimit
820.000 MHz	823.000 MHz	100.000 kHz	822.81269 MHz	-35.13 dBm	-22.13 dB
823.000 MHz	824.000 MHz	50.000 kHz	823.99900 MHz	-27.66 dBm	-14.66 dB
824.000 MHz	829.000 MHz	100.000 kHz	825.57592 MHz	8.93 dBm	-26.07 dB

Date: 3.MAY.2018 14:59:56

Highest Band Edge

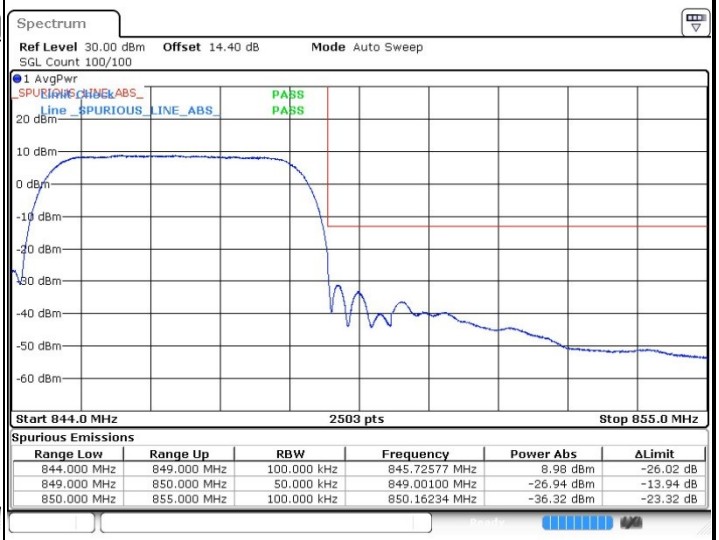

Spurious Emissions

Range Low	Range Up	RBW	Frequency	Power Abs	ΔLimit
844.000 MHz	849.000 MHz	100.000 kHz	845.72577 MHz	8.98 dBm	-26.02 dB
849.000 MHz	850.000 MHz	50.000 kHz	849.00100 MHz	-26.94 dBm	-13.94 dB
850.000 MHz	855.000 MHz	100.000 kHz	850.16234 MHz	-36.32 dBm	-23.32 dB

Date: 3.MAY.2018 15:02:48

WCDMA Band II (RMC 12.2Kbps)

Lowest Band Edge

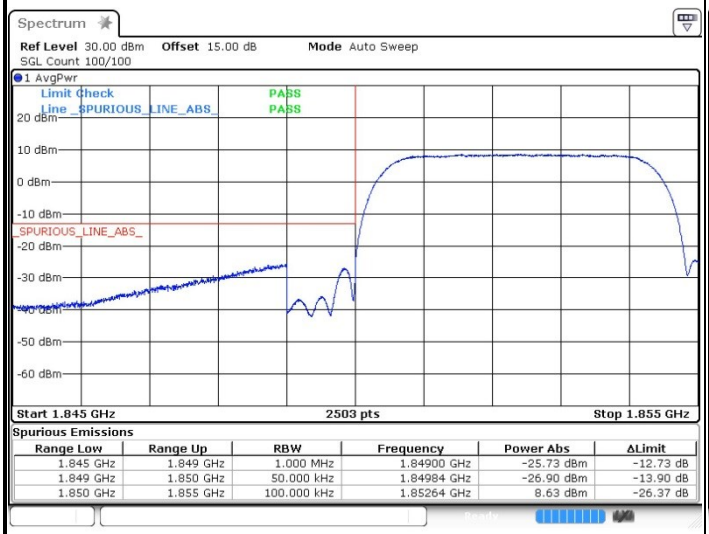

Spurious Emissions

Range Low	Range Up	RBW	Frequency	Power Abs	ΔLimit
1.845 GHz	1.849 GHz	1.000 MHz	1.84900 GHz	-25.73 dBm	-12.73 dB
1.849 GHz	1.850 GHz	50.000 kHz	1.84984 GHz	-26.90 dBm	-13.90 dB
1.850 GHz	1.855 GHz	100.000 kHz	1.85264 GHz	8.63 dBm	-26.37 dB

Date: 3.MAY.2018 15:26:00

Highest Band Edge

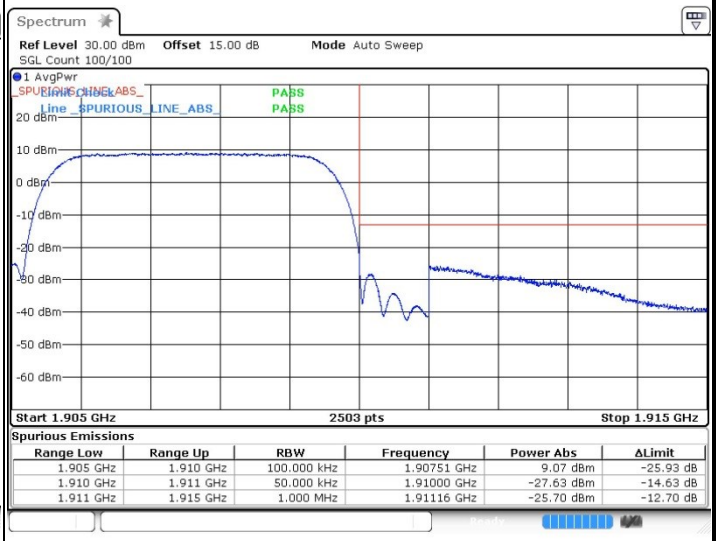

Spurious Emissions

Range Low	Range Up	RBW	Frequency	Power Abs	ΔLimit
1.905 GHz	1.910 GHz	100.000 kHz	1.90751 GHz	9.07 dBm	-25.93 dB
1.910 GHz	1.911 GHz	50.000 kHz	1.91000 GHz	-27.63 dBm	-14.63 dB
1.911 GHz	1.915 GHz	1.000 MHz	1.91116 GHz	-25.70 dBm	-12.70 dB

Date: 3.MAY.2018 15:28:50

WCDMA Band IV (RMC 12.2Kbps)

Lowest Band Edge

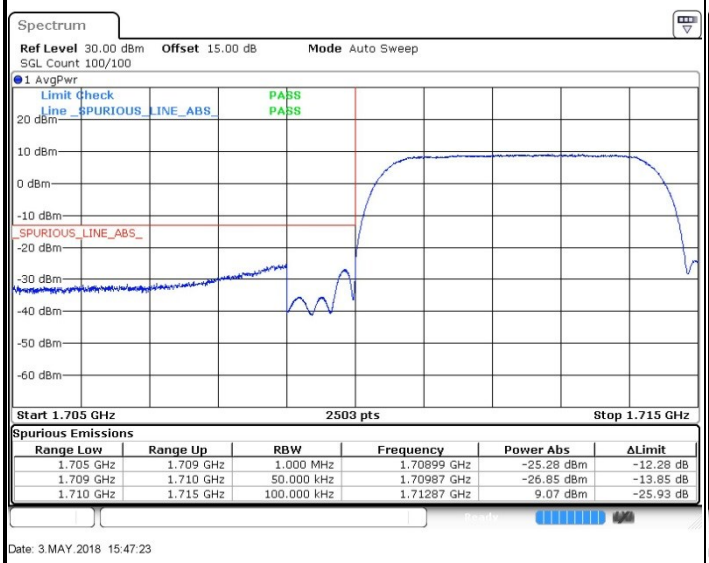

Spurious Emissions

Range Low	Range Up	RBW	Frequency	Power Abs	ΔLimit
1.705 GHz	1.709 GHz	1.000 MHz	1.70899 GHz	-25.28 dBm	-12.28 dB
1.709 GHz	1.710 GHz	50.000 kHz	1.70987 GHz	-26.85 dBm	-13.85 dB
1.710 GHz	1.715 GHz	100.000 kHz	1.71287 GHz	9.07 dBm	-25.93 dB

Date: 3.MAY.2018 15:47:23

Highest Band Edge

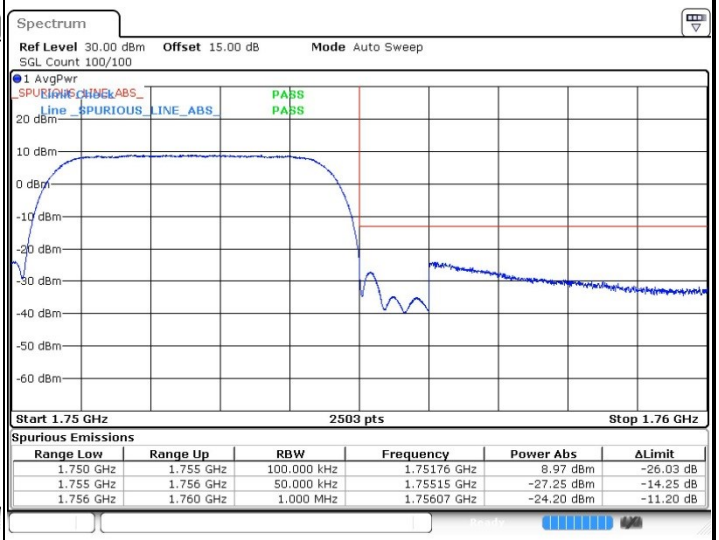

Spurious Emissions

Range Low	Range Up	RBW	Frequency	Power Abs	ΔLimit
1.750 GHz	1.755 GHz	100.000 kHz	1.75176 GHz	8.97 dBm	-26.03 dB
1.755 GHz	1.756 GHz	50.000 kHz	1.75515 GHz	-27.25 dBm	-14.25 dB
1.756 GHz	1.760 GHz	1.000 MHz	1.75607 GHz	-24.20 dBm	-11.20 dB

Date: 3.MAY.2018 15:50:15

Conducted Spurious Emission

GSM850 (GSM)

Lowest Channel

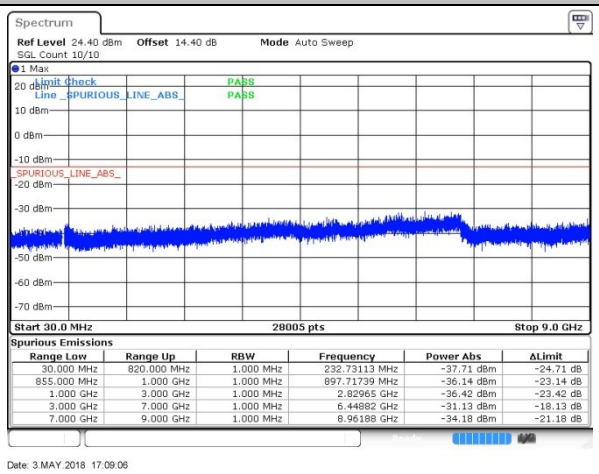

Spurious Emissions

Range Low	Range Up	RBW	Frequency	Power Abs	ΔLimit
30.000 MHz	820.000 MHz	1.000 MHz	232.73113 MHz	-37.71 dBm	-24.71 dB
855.000 MHz	1.000 GHz	1.000 MHz	897.71739 MHz	-36.14 dBm	-23.14 dB
1.000 GHz	3.000 GHz	1.000 MHz	2.82965 GHz	-36.42 dBm	-23.42 dB
3.000 GHz	7.000 GHz	1.000 MHz	6.44882 GHz	-31.13 dBm	-18.13 dB
7.000 GHz	9.000 GHz	1.000 MHz	8.96188 GHz	-34.18 dBm	-21.18 dB

Date: 3.MAY.2018 17:09:06

Middle Channel

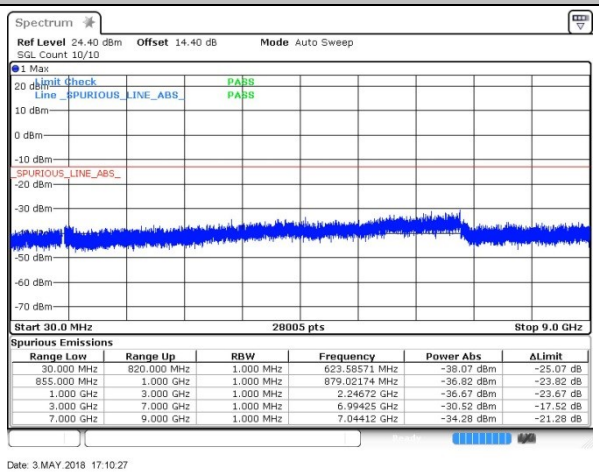

Spurious Emissions

Range Low	Range Up	RBW	Frequency	Power Abs	ΔLimit
30.000 MHz	820.000 MHz	1.000 MHz	623.58571 MHz	-38.07 dBm	-25.07 dB
855.000 MHz	1.000 GHz	1.000 MHz	879.02174 MHz	-36.82 dBm	-23.82 dB
1.000 GHz	3.000 GHz	1.000 MHz	2.24672 GHz	-36.67 dBm	-23.67 dB
3.000 GHz	7.000 GHz	1.000 MHz	6.99425 GHz	-30.52 dBm	-17.52 dB
7.000 GHz	9.000 GHz	1.000 MHz	7.04412 GHz	-34.28 dBm	-21.28 dB

Date: 3.MAY.2018 17:10:27

Highest Channel

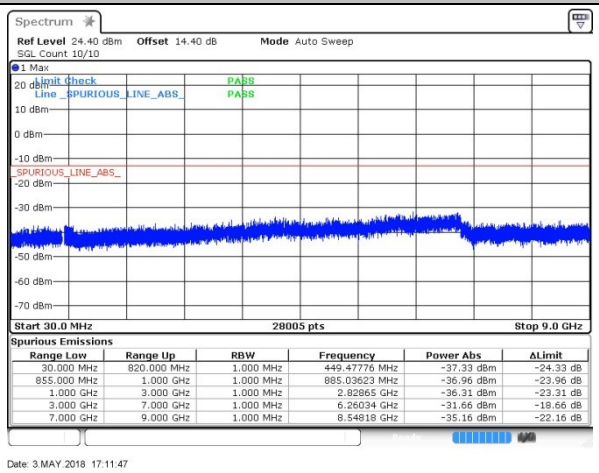

Spurious Emissions

Range Low	Range Up	RBW	Frequency	Power Abs	ΔLimit
30.000 MHz	820.000 MHz	1.000 MHz	449.47776 MHz	-37.33 dBm	-24.33 dB
855.000 MHz	1.000 GHz	1.000 MHz	885.03623 MHz	-36.96 dBm	-23.96 dB
1.000 GHz	3.000 GHz	1.000 MHz	2.82865 GHz	-36.31 dBm	-23.31 dB
3.000 GHz	7.000 GHz	1.000 MHz	6.26034 GHz	-31.66 dBm	-18.66 dB
7.000 GHz	9.000 GHz	1.000 MHz	8.54818 GHz	-35.16 dBm	-22.16 dB

Date: 3.MAY.2018 17:11:47

GSM850 (EDGE class 8)

Lowest Channel

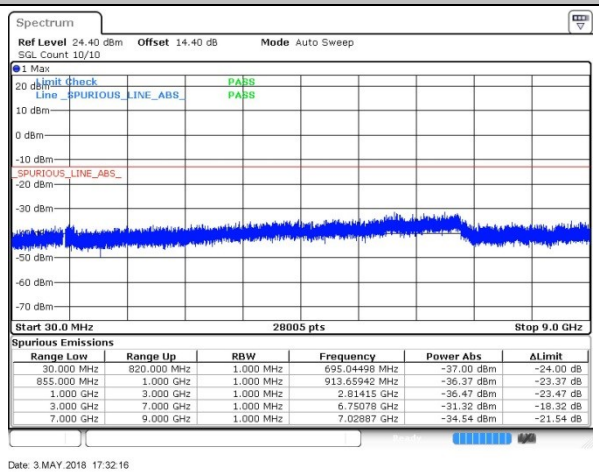

Spurious Emissions

Range Low	Range Up	RBW	Frequency	Power Abs	ΔLimit
30.000 MHz	820.000 MHz	1.000 MHz	695.04498 MHz	-37.00 dBm	-24.00 dB
855.000 MHz	1.000 GHz	1.000 MHz	913.65942 MHz	-36.37 dBm	-23.37 dB
1.000 GHz	3.000 GHz	1.000 MHz	2.81415 GHz	-36.47 dBm	-23.47 dB
3.000 GHz	7.000 GHz	1.000 MHz	6.75078 GHz	-31.32 dBm	-18.32 dB
7.000 GHz	9.000 GHz	1.000 MHz	7.02887 GHz	-34.54 dBm	-21.54 dB

Date: 3.MAY.2018 17:32:16

Middle Channel

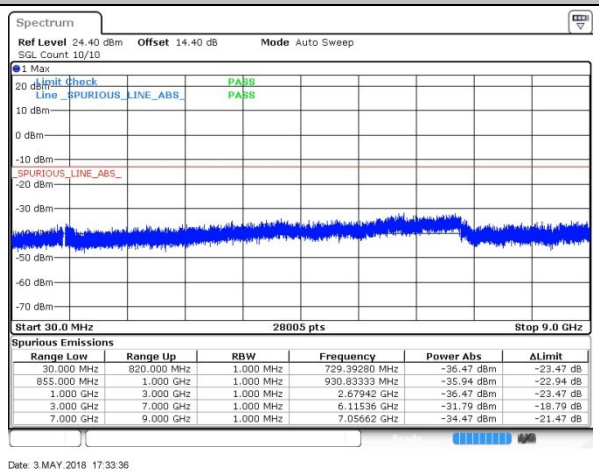

Spurious Emissions

Range Low	Range Up	RBW	Frequency	Power Abs	ΔLimit
30.000 MHz	820.000 MHz	1.000 MHz	729.39280 MHz	-36.47 dBm	-23.47 dB
855.000 MHz	1.000 GHz	1.000 MHz	930.83333 MHz	-35.94 dBm	-22.94 dB
1.000 GHz	3.000 GHz	1.000 MHz	2.67942 GHz	-36.47 dBm	-23.47 dB
3.000 GHz	7.000 GHz	1.000 MHz	6.11536 GHz	-31.79 dBm	-18.79 dB
7.000 GHz	9.000 GHz	1.000 MHz	7.05662 GHz	-34.47 dBm	-21.47 dB

Date: 3.MAY.2018 17:33:36

Highest Channel

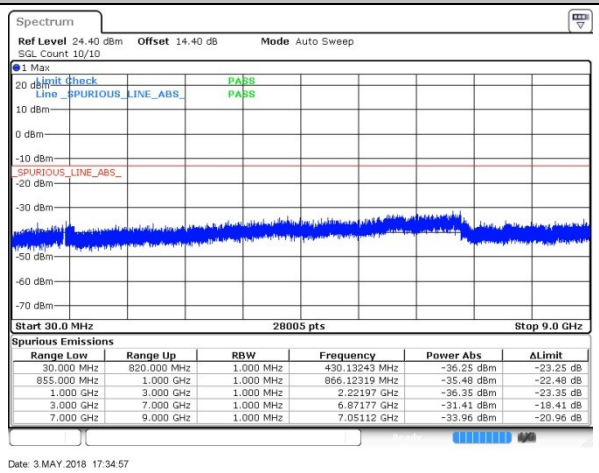

Spurious Emissions

Range Low	Range Up	RBW	Frequency	Power Abs	ΔLimit
30.000 MHz	820.000 MHz	1.000 MHz	430.13243 MHz	-36.25 dBm	-23.25 dB
855.000 MHz	1.000 GHz	1.000 MHz	866.12319 MHz	-35.48 dBm	-22.48 dB
1.000 GHz	3.000 GHz	1.000 MHz	2.22197 GHz	-36.35 dBm	-23.35 dB
3.000 GHz	7.000 GHz	1.000 MHz	6.87177 GHz	-31.41 dBm	-18.41 dB
7.000 GHz	9.000 GHz	1.000 MHz	7.05112 GHz	-33.96 dBm	-20.96 dB

Date: 3.MAY.2018 17:34:57

GSM1900 (GSM)

Lowest Channel

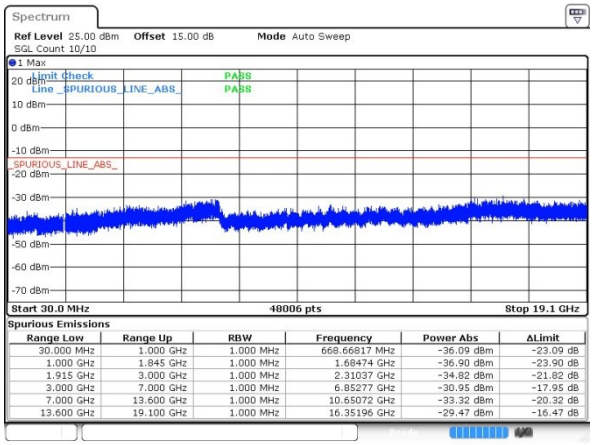

Spurious Emissions

Range Low	Range Up	RBW	Frequency	Power Abs	ΔLimit
30.000 MHz	1.000 GHz	1.000 MHz	668.66817 MHz	-36.09 dBm	-23.09 dB
1.000 GHz	1.845 GHz	1.000 MHz	1.68474 GHz	-36.90 dBm	-23.90 dB
1.915 GHz	3.000 GHz	1.000 MHz	2.31037 GHz	-34.82 dBm	-21.82 dB
3.000 GHz	7.000 GHz	1.000 MHz	6.85277 GHz	-30.95 dBm	-17.95 dB
7.000 GHz	13.600 GHz	1.000 MHz	10.65072 GHz	-33.32 dBm	-20.32 dB
13.600 GHz	19.100 GHz	1.000 MHz	16.35196 GHz	-29.47 dBm	-16.47 dB

Date: 3.MAY.2018 16:13:34

Middle Channel

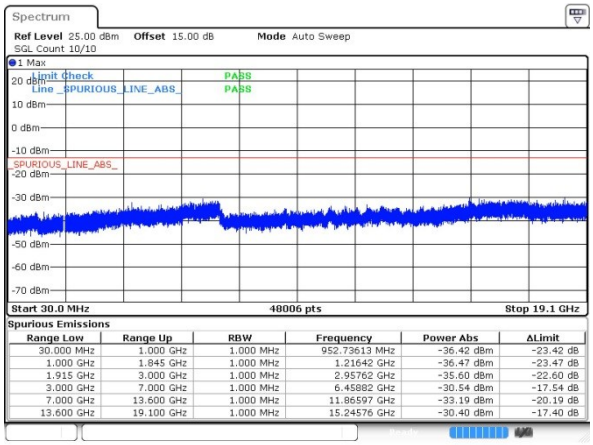

Spurious Emissions

Range Low	Range Up	RBW	Frequency	Power Abs	ΔLimit
30.000 MHz	1.000 GHz	1.000 MHz	952.73613 MHz	-36.42 dBm	-23.42 dB
1.000 GHz	1.845 GHz	1.000 MHz	1.21642 GHz	-36.47 dBm	-23.47 dB
1.915 GHz	3.000 GHz	1.000 MHz	2.95762 GHz	-35.60 dBm	-22.60 dB
3.000 GHz	7.000 GHz	1.000 MHz	6.45882 GHz	-30.54 dBm	-17.54 dB
7.000 GHz	13.600 GHz	1.000 MHz	11.86597 GHz	-33.19 dBm	-20.19 dB
13.600 GHz	19.100 GHz	1.000 MHz	15.24576 GHz	-30.40 dBm	-17.40 dB

Date: 3.MAY.2018 16:14:57

Highest Channel

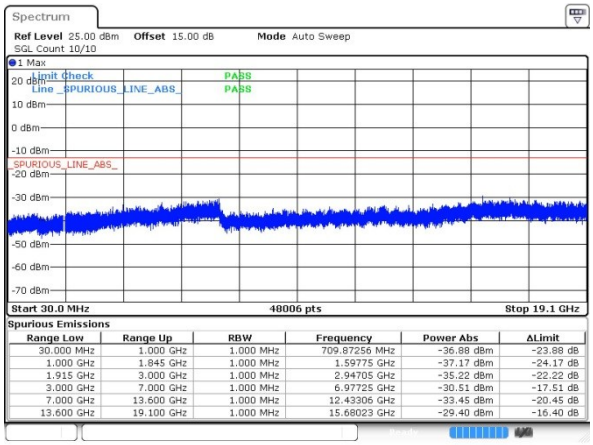

Spurious Emissions

Range Low	Range Up	RBW	Frequency	Power Abs	ΔLimit
30.000 MHz	1.000 GHz	1.000 MHz	709.87256 MHz	-36.88 dBm	-23.88 dB
1.000 GHz	1.845 GHz	1.000 MHz	1.59775 GHz	-37.17 dBm	-24.17 dB
1.915 GHz	3.000 GHz	1.000 MHz	2.94705 GHz	-35.22 dBm	-22.22 dB
3.000 GHz	7.000 GHz	1.000 MHz	6.97725 GHz	-30.51 dBm	-17.51 dB
7.000 GHz	13.600 GHz	1.000 MHz	12.43306 GHz	-33.45 dBm	-20.45 dB
13.600 GHz	19.100 GHz	1.000 MHz	15.68023 GHz	-29.40 dBm	-16.40 dB

Date: 3.MAY.2018 16:16:20

GSM1900 (EDGE class 8)

Lowest Channel

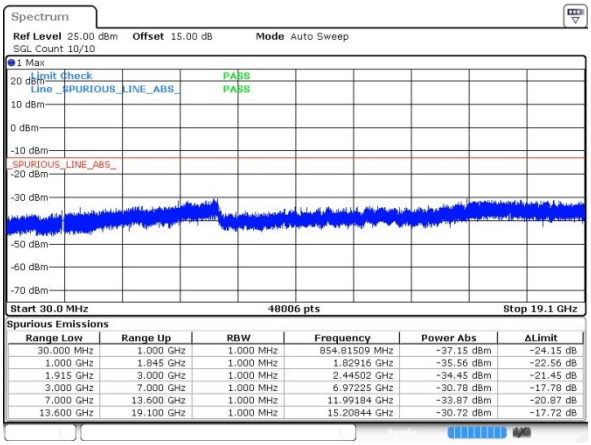

Spurious Emissions

Range Low	Range Up	RBW	Frequency	Power Abs	ΔLimit
30.000 MHz	1.000 GHz	1.000 MHz	854.81509 MHz	-37.15 dBm	-24.15 dB
1.000 GHz	1.845 GHz	1.000 MHz	1.82916 GHz	-35.56 dBm	-22.56 dB
1.915 GHz	3.000 GHz	1.000 MHz	2.44502 GHz	-34.45 dBm	-21.45 dB
3.000 GHz	7.000 GHz	1.000 MHz	6.97225 GHz	-30.78 dBm	-17.78 dB
7.000 GHz	13.600 GHz	1.000 MHz	11.99184 GHz	-33.87 dBm	-20.87 dB
13.600 GHz	19.100 GHz	1.000 MHz	15.20844 GHz	-30.72 dBm	-17.72 dB

Date: 3.MAY.2018 16:42:22

Middle Channel

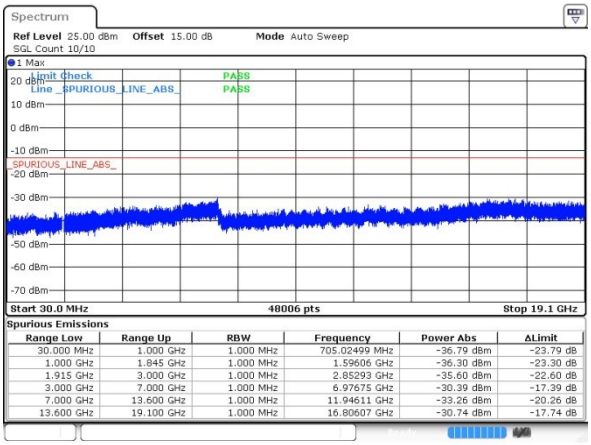

Spurious Emissions

Range Low	Range Up	RBW	Frequency	Power Abs	ΔLimit
30.000 MHz	1.000 GHz	1.000 MHz	705.02499 MHz	-36.79 dBm	-23.79 dB
1.000 GHz	1.845 GHz	1.000 MHz	1.59606 GHz	-36.30 dBm	-23.30 dB
1.915 GHz	3.000 GHz	1.000 MHz	2.85293 GHz	-35.60 dBm	-22.60 dB
3.000 GHz	7.000 GHz	1.000 MHz	6.97675 GHz	-30.39 dBm	-17.39 dB
7.000 GHz	13.600 GHz	1.000 MHz	11.94611 GHz	-33.26 dBm	-20.26 dB
13.600 GHz	19.100 GHz	1.000 MHz	16.80607 GHz	-30.74 dBm	-17.74 dB

Date: 3.MAY.2018 16:44:49

Highest Channel

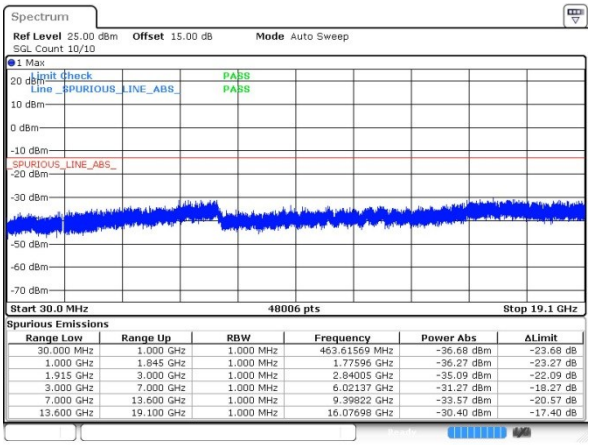

Spurious Emissions

Range Low	Range Up	RBW	Frequency	Power Abs	ΔLimit
30.000 MHz	1.000 GHz	1.000 MHz	463.61569 MHz	-36.68 dBm	-23.68 dB
1.000 GHz	1.845 GHz	1.000 MHz	1.77596 GHz	-36.27 dBm	-23.27 dB
1.915 GHz	3.000 GHz	1.000 MHz	2.84005 GHz	-35.09 dBm	-22.09 dB
3.000 GHz	7.000 GHz	1.000 MHz	6.02137 GHz	-31.27 dBm	-18.27 dB
7.000 GHz	13.600 GHz	1.000 MHz	9.39822 GHz	-33.57 dBm	-20.57 dB
13.600 GHz	19.100 GHz	1.000 MHz	16.07698 GHz	-30.40 dBm	-17.40 dB

Date: 3.MAY.2018 16:46:10

WCDMA Band V (RMC 12.2Kbps)

Lowest Channel

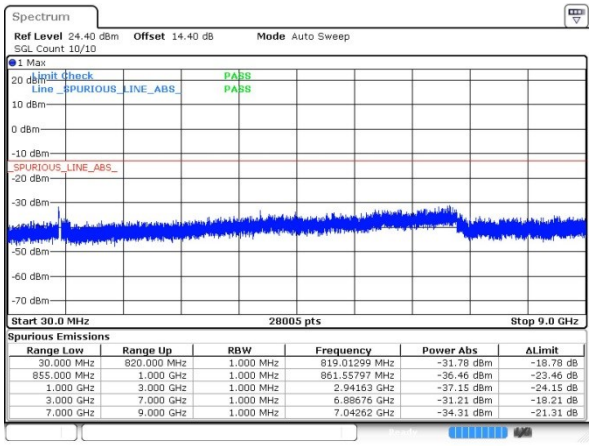

Spurious Emissions

Range Low	Range Up	RBW	Frequency	Power Abs	ΔLimit
30.000 MHz	820.000 MHz	1.000 MHz	819.01299 MHz	-31.78 dBm	-18.78 dB
855.000 MHz	1.000 GHz	1.000 MHz	861.55797 MHz	-36.46 dBm	-23.46 dB
1.000 GHz	3.000 GHz	1.000 MHz	2.94163 GHz	-37.15 dBm	-24.15 dB
3.000 GHz	7.000 GHz	1.000 MHz	6.88676 GHz	-31.21 dBm	-18.21 dB
7.000 GHz	9.000 GHz	1.000 MHz	7.04262 GHz	-34.31 dBm	-21.31 dB

Date: 3.MAY.2018 15:04:12

Middle Channel

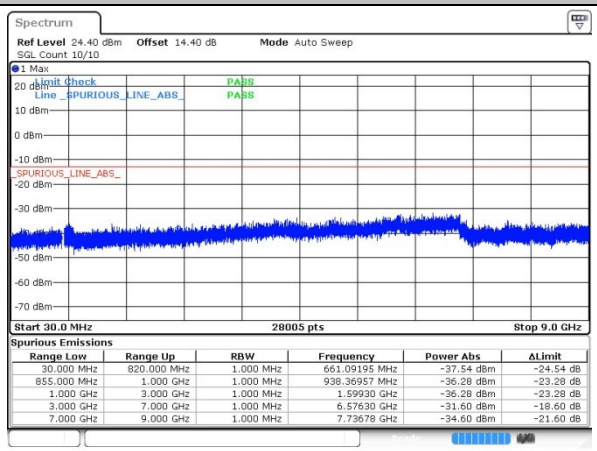

Spurious Emissions

Range Low	Range Up	RBW	Frequency	Power Abs	ΔLimit
30.000 MHz	820.000 MHz	1.000 MHz	661.09195 MHz	-37.54 dBm	-24.54 dB
855.000 MHz	1.000 GHz	1.000 MHz	938.36957 MHz	-36.28 dBm	-23.28 dB
1.000 GHz	3.000 GHz	1.000 MHz	1.59930 GHz	-36.28 dBm	-23.28 dB
3.000 GHz	7.000 GHz	1.000 MHz	6.57630 GHz	-31.60 dBm	-18.60 dB
7.000 GHz	9.000 GHz	1.000 MHz	7.73678 GHz	-34.60 dBm	-21.60 dB

Date: 3.MAY.2018 15:06:05

Highest Channel

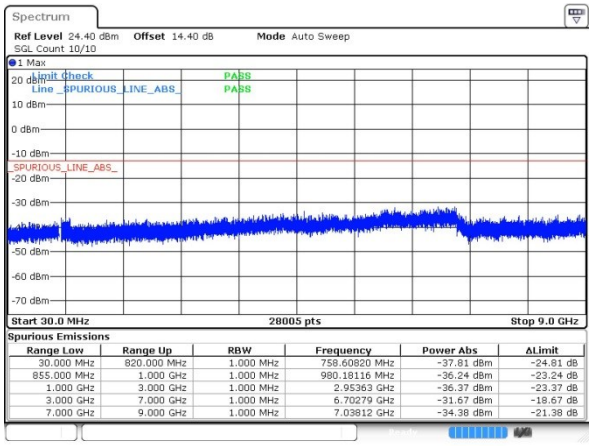

Spurious Emissions

Range Low	Range Up	RBW	Frequency	Power Abs	ΔLimit
30.000 MHz	820.000 MHz	1.000 MHz	758.60820 MHz	-37.81 dBm	-24.81 dB
855.000 MHz	1.000 GHz	1.000 MHz	980.18116 MHz	-36.24 dBm	-23.24 dB
1.000 GHz	3.000 GHz	1.000 MHz	2.95363 GHz	-36.37 dBm	-23.37 dB
3.000 GHz	7.000 GHz	1.000 MHz	6.70279 GHz	-31.67 dBm	-18.67 dB
7.000 GHz	9.000 GHz	1.000 MHz	7.03812 GHz	-34.38 dBm	-21.38 dB

Date: 3.MAY.2018 15:07:27

WCDMA Band II (RMC 12.2Kbps)

Lowest Channel

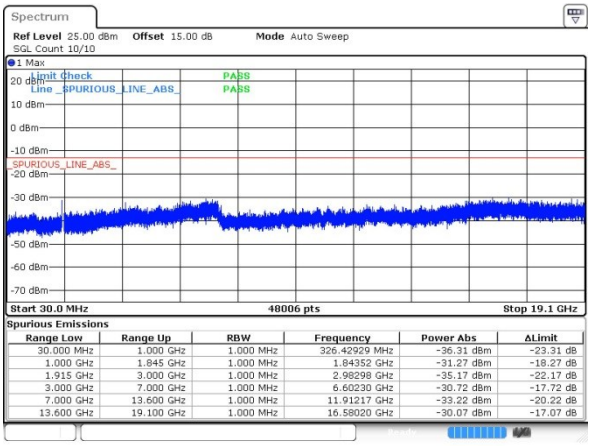

Spurious Emissions

Range Low	Range Up	RBW	Frequency	Power Abs	ΔLimit
30.000 MHz	1.000 GHz	1.000 MHz	326.42929 MHz	-36.31 dBm	-23.31 dB
1.000 GHz	1.845 GHz	1.000 MHz	1.84352 GHz	-31.27 dBm	-18.27 dB
1.915 GHz	3.000 GHz	1.000 MHz	2.98298 GHz	-35.17 dBm	-22.17 dB
3.000 GHz	7.000 GHz	1.000 MHz	6.60230 GHz	-30.72 dBm	-17.72 dB
7.000 GHz	13.600 GHz	1.000 MHz	11.91217 GHz	-33.22 dBm	-20.22 dB
13.600 GHz	19.100 GHz	1.000 MHz	16.58020 GHz	-30.07 dBm	-17.07 dB

Date: 3.MAY.2018 15:30:31

Middle Channel

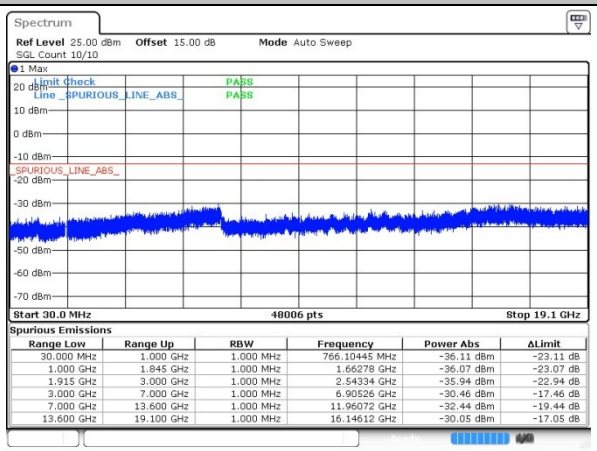

Spurious Emissions

Range Low	Range Up	RBW	Frequency	Power Abs	ΔLimit
30.000 MHz	1.000 GHz	1.000 MHz	766.10445 MHz	-36.11 dBm	-23.11 dB
1.000 GHz	1.845 GHz	1.000 MHz	1.66278 GHz	-36.07 dBm	-23.07 dB
1.915 GHz	3.000 GHz	1.000 MHz	2.54334 GHz	-35.94 dBm	-22.94 dB
3.000 GHz	7.000 GHz	1.000 MHz	6.90526 GHz	-30.46 dBm	-17.46 dB
7.000 GHz	13.600 GHz	1.000 MHz	11.96072 GHz	-32.44 dBm	-19.44 dB
13.600 GHz	19.100 GHz	1.000 MHz	16.14612 GHz	-30.05 dBm	-17.05 dB

Date: 3.MAY.2018 15:31:54

Highest Channel

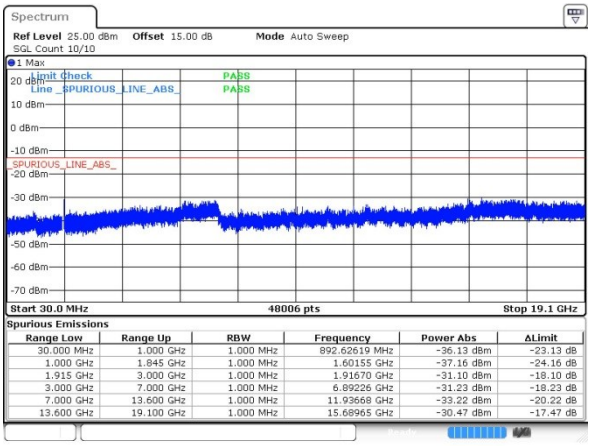

Spurious Emissions

Range Low	Range Up	RBW	Frequency	Power Abs	ΔLimit
30.000 MHz	1.000 GHz	1.000 MHz	892.62619 MHz	-36.13 dBm	-23.13 dB
1.000 GHz	1.845 GHz	1.000 MHz	1.60155 GHz	-37.16 dBm	-24.16 dB
1.915 GHz	3.000 GHz	1.000 MHz	1.91670 GHz	-31.10 dBm	-18.10 dB
3.000 GHz	7.000 GHz	1.000 MHz	6.89226 GHz	-31.23 dBm	-18.23 dB
7.000 GHz	13.600 GHz	1.000 MHz	11.93668 GHz	-33.22 dBm	-20.22 dB
13.600 GHz	19.100 GHz	1.000 MHz	15.68965 GHz	-30.47 dBm	-17.47 dB

Date: 3.MAY.2018 15:33:19

WCDMA Band IV (RMC 12.2Kbps)

Lowest Channel

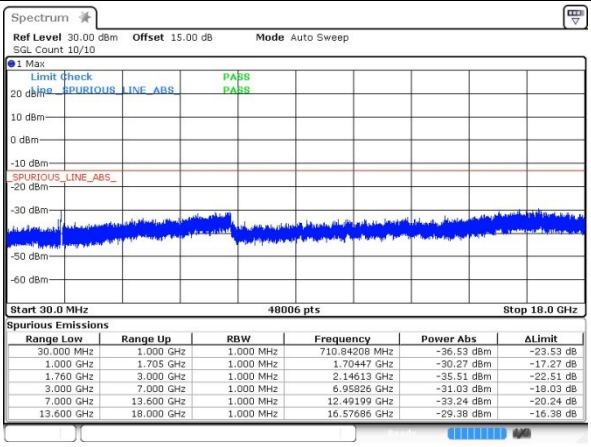

Spurious Emissions

Range Low	Range Up	RBW	Frequency	Power Abs	ΔLimit
30.000 MHz	1.000 GHz	1.000 MHz	710.84208 MHz	-36.53 dBm	-23.53 dB
1.000 GHz	1.705 GHz	1.000 MHz	1.70447 GHz	-30.27 dBm	-17.27 dB
1.760 GHz	3.000 GHz	1.000 MHz	2.14613 GHz	-35.51 dBm	-22.51 dB
3.000 GHz	7.000 GHz	1.000 MHz	6.95826 GHz	-31.03 dBm	-18.03 dB
7.000 GHz	13.600 GHz	1.000 MHz	12.49199 GHz	-33.24 dBm	-20.24 dB
13.600 GHz	18.000 GHz	1.000 MHz	16.57686 GHz	-29.38 dBm	-16.38 dB

Date: 3.MAY.2018 15:52:13

Middle Channel

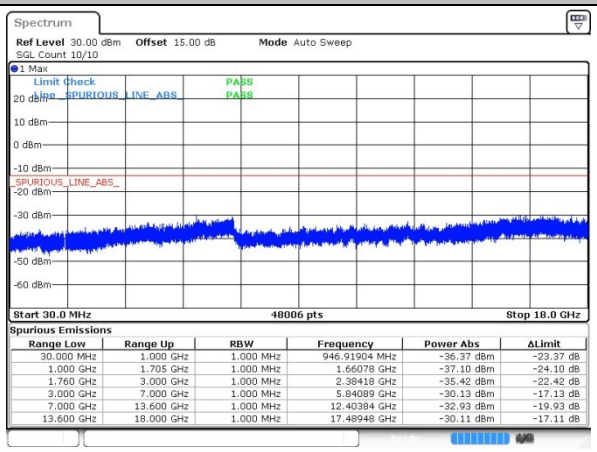

Spurious Emissions

Range Low	Range Up	RBW	Frequency	Power Abs	ΔLimit
30.000 MHz	1.000 GHz	1.000 MHz	946.91904 MHz	-36.37 dBm	-23.37 dB
1.000 GHz	1.705 GHz	1.000 MHz	1.66078 GHz	-37.10 dBm	-24.10 dB
1.760 GHz	3.000 GHz	1.000 MHz	2.38418 GHz	-35.42 dBm	-22.42 dB
3.000 GHz	7.000 GHz	1.000 MHz	5.84089 GHz	-30.13 dBm	-17.13 dB
7.000 GHz	13.600 GHz	1.000 MHz	12.40384 GHz	-32.93 dBm	-19.93 dB
13.600 GHz	18.000 GHz	1.000 MHz	17.48948 GHz	-30.11 dBm	-17.11 dB

Date: 3.MAY.2018 15:53:40

Highest Channel

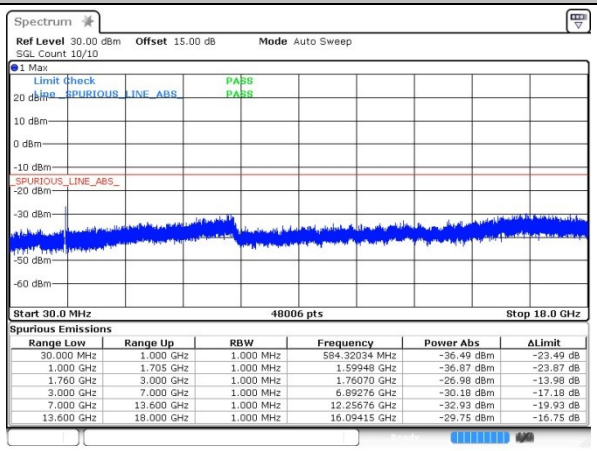

Spurious Emissions

Range Low	Range Up	RBW	Frequency	Power Abs	ΔLimit
30.000 MHz	1.000 GHz	1.000 MHz	584.32034 MHz	-36.49 dBm	-23.49 dB
1.000 GHz	1.705 GHz	1.000 MHz	1.59948 GHz	-36.87 dBm	-23.87 dB
1.760 GHz	3.000 GHz	1.000 MHz	1.76070 GHz	-26.98 dBm	-13.98 dB
3.000 GHz	7.000 GHz	1.000 MHz	6.89276 GHz	-30.18 dBm	-17.18 dB
7.000 GHz	13.600 GHz	1.000 MHz	12.25676 GHz	-32.93 dBm	-19.93 dB
13.600 GHz	18.000 GHz	1.000 MHz	16.09415 GHz	-29.75 dBm	-16.75 dB

Date: 3.MAY.2018 15:55:45

Frequency Stability

Test Conditions	Middle Channel	GSM850 (GSM)	GSM850 (EDGE class 8)	Limit 2.5ppm
Temperature (°C)	Voltage (Volt)	Deviation (ppm)		Result
50	Normal Voltage	0.0502	0.0167	PASS
40	Normal Voltage	0.0024	0.0072	
30	Normal Voltage	0.0407	0.0323	
20(Ref.)	Normal Voltage	0.0000	0.0000	
10	Normal Voltage	0.0442	0.0167	
0	Normal Voltage	0.0132	0.0407	
-10	Normal Voltage	0.0143	0.0275	
-20	Normal Voltage	0.0383	0.0108	
-30	Normal Voltage	0.0060	0.0287	
20	Maximum Voltage	0.0418	0.0203	
20	Normal Voltage	0.0347	0.0084	
20	Battery End Point	0.0120	0.0179	

Note:

1. Normal Voltage = 3.8V. ；Battery End Point (BEP) =3.6 V.；Maximum Voltage =4.1V

Test Conditions	Middle Channel	GSM1900 (GSM)	GSM1900 (EDGE class 8)	Limit Note 2.
Temperature (°C)	Voltage (Volt)	Deviation (ppm)		Result
50	Normal Voltage	0.0059	0.0037	PASS
40	Normal Voltage	0.0154	0.0165	
30	Normal Voltage	0.0191	0.0149	
20(Ref.)	Normal Voltage	0.0000	0.0000	
10	Normal Voltage	0.0165	0.0016	
0	Normal Voltage	0.0005	0.0170	
-10	Normal Voltage	0.0032	0.0191	
-20	Normal Voltage	0.0170	0.0005	
-30	Normal Voltage	0.0138	0.0191	
20	Maximum Voltage	0.0027	0.0117	
20	Normal Voltage	0.0149	0.0048	
20	Battery End Point	0.0186	0.0027	

Note:

1. Normal Voltage = 3.8V. ；Battery End Point (BEP) =3.6 V.；Maximum Voltage =4.1V
2. The frequency fundamental emissions stay within the authorized frequency block based on the frequency deviation measured is small.

Test Conditions	Middle Channel	WCDMA Band V (RMC 12.2Kbps)	Limit 2.5ppm
Temperature (°C)	Voltage (Volt)	Deviation (ppm)	Result
50	Normal Voltage	0.0024	PASS
40	Normal Voltage	0.0155	
30	Normal Voltage	0.0132	
20(Ref.)	Normal Voltage	0.0000	
10	Normal Voltage	0.0024	
0	Normal Voltage	0.0036	
-10	Normal Voltage	0.0048	
-20	Normal Voltage	0.0048	
-30	Normal Voltage	0.0108	
20	Maximum Voltage	0.0179	
20	Normal Voltage	0.0012	
20	Battery End Point	0.0132	

Note:

1. Normal Voltage = 3.8V. ；Battery End Point (BEP) =3.6V.；Maximum Voltage =4.1V

Test Conditions	Middle Channel	WCDMA Band II (RMC 12.2Kbps)	Limit Note 2.
Temperature (°C)	Voltage (Volt)	Deviation (ppm)	Result
50	Normal Voltage	0.0085	PASS
40	Normal Voltage	0.0080	
30	Normal Voltage	0.0074	
20(Ref.)	Normal Voltage	0.0000	
10	Normal Voltage	0.0016	
0	Normal Voltage	0.0059	
-10	Normal Voltage	0.0096	
-20	Normal Voltage	0.0053	
-30	Normal Voltage	0.0027	
20	Maximum Voltage	0.0005	
20	Normal Voltage	0.0000	
20	Battery End Point	0.0090	

Note:

1. Normal Voltage = 3.8V. ；Battery End Point (BEP) =3.6V.；Maximum Voltage =4.1V

Test Conditions	Middle Channel	WCDMA Band IV (RMC 12.2Kbps)	Limit Note 2.
Temperature (°C)	Voltage (Volt)	Deviation (ppm)	Result
50	Normal Voltage	0.0110	PASS
40	Normal Voltage	0.0104	
30	Normal Voltage	0.0098	
20(Ref.)	Normal Voltage	0.0000	
10	Normal Voltage	0.0012	
0	Normal Voltage	0.0081	
-10	Normal Voltage	0.0006	
-20	Normal Voltage	0.0063	
-30	Normal Voltage	0.0035	
20	Maximum Voltage	0.0063	
20	Normal Voltage	0.0012	
20	Battery End Point	0.0104	

Note:

1. Normal Voltage = 3.8V. ；Battery End Point (BEP) =3.6V.；Maximum Voltage =4.1V
2. The frequency fundamental emissions stay within the authorized frequency block based on the frequency deviation measured is small.

Appendix B. Test Results of Conducted Test

Radiated Spurious Emission

GSM850 (GSM)								
Channel	Frequency (MHz)	ERP (dBm)	Limit (dBm)	Over Limit (dB)	S.G. Power (dBm)	TX Cable loss (dB)	TX Antenna Gain (dBi)	Polarization (H/V)
Middle	1672	-49.09	-13	-36.09	-51.00	1.14	5.20	H
	2510	-37.34	-13	-24.34	-39.97	1.12	5.90	H
	3345	-62.17	-13	-49.17	-65.38	1.34	6.70	H
	4182	-43.32	-13	-30.32	-46.78	1.59	7.20	H
	1672	-47.95	-13	-34.95	-49.86	1.14	5.20	V
	2510	-44.31	-13	-31.31	-46.94	1.12	5.90	V
	3345	-62.69	-13	-49.69	-65.90	1.34	6.70	V
	4182	-42.91	-13	-29.91	-46.37	1.59	7.20	V

Remark: Spurious emissions within 30-1000MHz were found more than 20dB below limit line.

GSM850 (EDGE class 8)								
Channel	Frequency (MHz)	ERP (dBm)	Limit (dBm)	Over Limit (dB)	S.G. Power (dBm)	TX Cable loss (dB)	TX Antenna Gain (dBi)	Polarization (H/V)
Middle	1672	-56.79	-13	-43.79	-58.70	1.14	5.20	H
	2510	-57.82	-13	-44.82	-60.45	1.12	5.90	H
	3345	-64.43	-13	-51.43	-67.64	1.34	6.70	H
	1672	-56.03	-13	-43.03	-57.94	1.14	5.20	V
	2510	-63.38	-13	-50.38	-66.01	1.12	5.90	V
	3345	-64.53	-13	-51.53	-67.74	1.34	6.70	V

Remark: Spurious emissions within 30-1000MHz were found more than 20dB below limit line.

GSM1900 (GSM)								
Channel	Frequency (MHz)	EIRP (dBm)	Limit (dBm)	Over Limit (dB)	S.G. Power (dBm)	TX Cable loss (dB)	TX Antenna Gain (dBi)	Polarization (H/V)
Middle	3759	-52.41	-13	-39.41	-57.58	1.83	7.00	H
	5640	-59.35	-13	-46.35	-66.97	2.18	9.80	H
	7521	-53.10	-13	-40.10	-62.77	2.53	12.20	H
	3759	-53.48	-13	-40.48	-58.65	1.83	7.00	V
	5640	-59.61	-13	-46.61	-67.23	2.18	9.80	V
	7521	-52.69	-13	-39.69	-62.36	2.53	12.20	V

Remark: Spurious emissions within 30-1000MHz were found more than 20dB below limit line.

GSM1900 (EDGE class 8)								
Channel	Frequency (MHz)	EIRP (dBm)	Limit (dBm)	Over Limit (dB)	S.G. Power (dBm)	TX Cable loss (dB)	TX Antenna Gain (dBi)	Polarization (H/V)
Middle	3759	-62.91	-13	-49.91	-68.08	1.83	7.00	H
	5640	-59.26	-13	-46.26	-66.88	2.18	9.80	H
	7521	-52.93	-13	-39.93	-62.60	2.53	12.20	H
	3759	-60.03	-13	-47.03	-65.20	1.83	7.00	V
	5640	-59.67	-13	-46.67	-67.29	2.18	9.80	V
	7521	-53.34	-13	-40.34	-63.01	2.53	12.20	V

Remark: Spurious emissions within 30-1000MHz were found more than 20dB below limit line.

WCDMA Band V(RMC 12.2Kbps)								
Channel	Frequency (MHz)	ERP (dBm)	Limit (dBm)	Over Limit (dB)	S.G. Power (dBm)	TX Cable loss (dB)	TX Antenna Gain (dBi)	Polarization (H/V)
Middle	1672	-66.48	-13	-53.48	-68.39	1.14	5.20	H
	2510	-64.23	-13	-51.23	-66.86	1.12	5.90	H
	3345	-64.32	-13	-51.32	-67.53	1.34	6.70	H
	1672	-66.16	-13	-53.16	-68.07	1.14	5.20	V
	2510	-64.88	-13	-51.88	-67.51	1.12	5.90	V
	3345	-64.70	-13	-51.70	-67.91	1.34	6.70	V

Remark: Spurious emissions within 30-1000MHz were found more than 20dB below limit line.

WCDMA Band II(RMC 12.2Kbps)								
Channel	Frequency (MHz)	EIRP (dBm)	Limit (dBm)	Over Limit (dB)	S.G. Power (dBm)	TX Cable loss (dB)	TX Antenna Gain (dBi)	Polarization (H/V)
Middle	3759	-62.76	-13	-49.76	-67.93	1.83	7.00	H
	5640	-59.32	-13	-46.32	-66.94	2.18	9.80	H
	7521	-52.91	-13	-39.91	-62.58	2.53	12.20	H
	3759	-62.97	-13	-49.97	-68.14	1.83	7.00	V
	5640	-59.44	-13	-46.44	-67.06	2.18	9.80	V
	7521	-53.26	-13	-40.26	-62.93	2.53	12.20	V

Remark: Spurious emissions within 30-1000MHz were found more than 20dB below limit line.

WCDMA Band IV(RMC 12.2Kbps)								
Channel	Frequency (MHz)	EIRP (dBm)	Limit (dBm)	Over Limit (dB)	S.G. Power (dBm)	TX Cable loss (dB)	TX Antenna Gain (dBi)	Polarization (H/V)
Middle	3465	-64.29	-13	-51.29	-69.43	1.81	6.95	H
	5196	-59.63	-13	-46.63	-66.70	2.23	9.30	H
	6930	-55.99	-13	-42.99	-64.27	2.60	10.88	H
	3465	-64.77	-13	-51.77	-69.91	1.81	6.95	V
	5196	-60.28	-13	-47.28	-67.35	2.23	9.30	V
	6930	-56.77	-13	-43.77	-65.05	2.6	10.88	V

Remark: Spurious emissions within 30-1000MHz were found more than 20dB below limit line.