#01_HAC_T-Coil_GSM850_Voice(speech codec handset low)_Ch189_Axial (Z)

Communication System: GSM850 ; Frequency: 836.4 MHz
Medium: Air Medium parameters used: $\sigma = 0$ S/m, $\varepsilon_r = 1$; $\rho = 0$ kg/m^3
Ambient Temperature：23.4 ℃

DASY5 Configuration:
- Probe: AM1DV3 - 3130; ; Calibrated: 2017/11/21
- Sensor-Surface: 0mm (Fix Surface)
- Electronics: DAE4 Sn1424; Calibrated: 2018/1/18
- Phantom: HAC Test Arch with AMCC; Type: SD HAC P01 BA;
- Measurement SW: DASY52, Version 52.10 (0);SEMCAD X Version 14.6.10 (7417)

General Scans/z (axial) 4.2mm 50 x 50/ABM Interpolated SNR(x,y,z) (121x121x1):

Interpolated grid: dx=1.000 mm, dy=1.000 mm
ABM1/ABM2 = 32.07 dB
ABM1 comp = -0.71 dBA/m
Location: 4, -3.3, 3.7 mm



0 dB = 40.12 = 32.07 dB

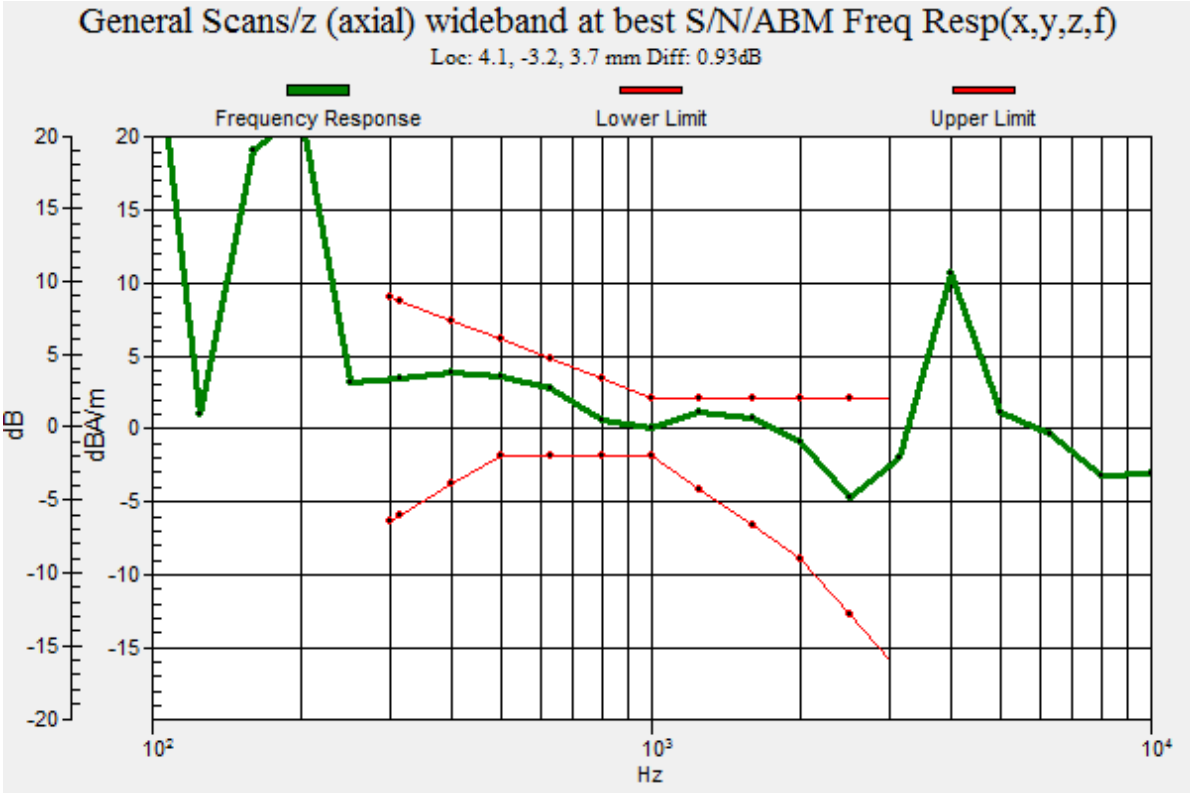
General Scans/z (axial) wideband at best S/N/ABM Freq Resp(x,y,z,f)
Loc: 4.1, -3.2, 3.7 mm Diff: 0.93dB
Frequency Response
Lower Limit
Upper Limit
dB
dBA/m
20
15
10
5
0
-5
-10
-15
-20
10^2
10^3
10^4
Hz

#01_HAC_T-Coil_GSM850_Voice(speech codec handset low)_Ch189Transversal (Y)

Communication System: GSM850 ; Frequency: 836.4 MHz
Medium: Air Medium parameters used: $\sigma = 0$ S/m, $\varepsilon_r = 1$; $\rho = 0$ kg/m^3
Ambient Temperature：23.4 ℃

DASY5 Configuration:
- Probe: AM1DV3 - 3130; ; Calibrated: 2017/11/21
- Sensor-Surface: 0mm (Fix Surface)
- Electronics: DAE4 Sn1424; Calibrated: 2018/1/18
- Phantom: HAC Test Arch with AMCC; Type: SD HAC P01 BA;
- Measurement SW: DASY52, Version 52.10 (0);SEMCAD X Version 14.6.10 (7417)

General Scans/y (transversal) 4.2mm 50 x 50/ABM Interpolated SNR(x,y,z) (121x121x1):

Interpolated grid: dx=1.000 mm, dy=1.000 mm
ABM1/ABM2 = 36.09 dB
ABM1 comp = -10.50 dBA/m
Location: 2.6, 6.5, 3.7 mm



0 dB = 63.72 = 36.09 dB

#02_HAC_T-Coil_GSM1900_Voice(speech codec handset low)_Ch661_Axial (Z)

Communication System: PCS ; Frequency: 1880 MHz
Medium: Air Medium parameters used: $\sigma = 0$ S/m, $\varepsilon_r = 1$; $\rho = 0$ kg/m^3
Ambient Temperature：23.4 ℃

DASY5 Configuration:
- Probe: AM1DV3 - 3130; ; Calibrated: 2017/11/21
- Sensor-Surface: 0mm (Fix Surface)
- Electronics: DAE4 Sn1424; Calibrated: 2018/1/18
- Phantom: HAC Test Arch with AMCC; Type: SD HAC P01 BA;
- Measurement SW: DASY52, Version 52.10 (0);SEMCAD X Version 14.6.10 (7417)

General Scans/z (axial) 4.2mm 50 x 50/ABM Interpolated SNR(x,y,z) (121x121x1):

Interpolated grid: dx=1.000 mm, dy=1.000 mm
ABM1/ABM2 = 34.12 dB
ABM1 comp = -1.41 dBA/m
Location: 4, -2.6, 3.7 mm



0 dB = 50.82 = 34.12 dB

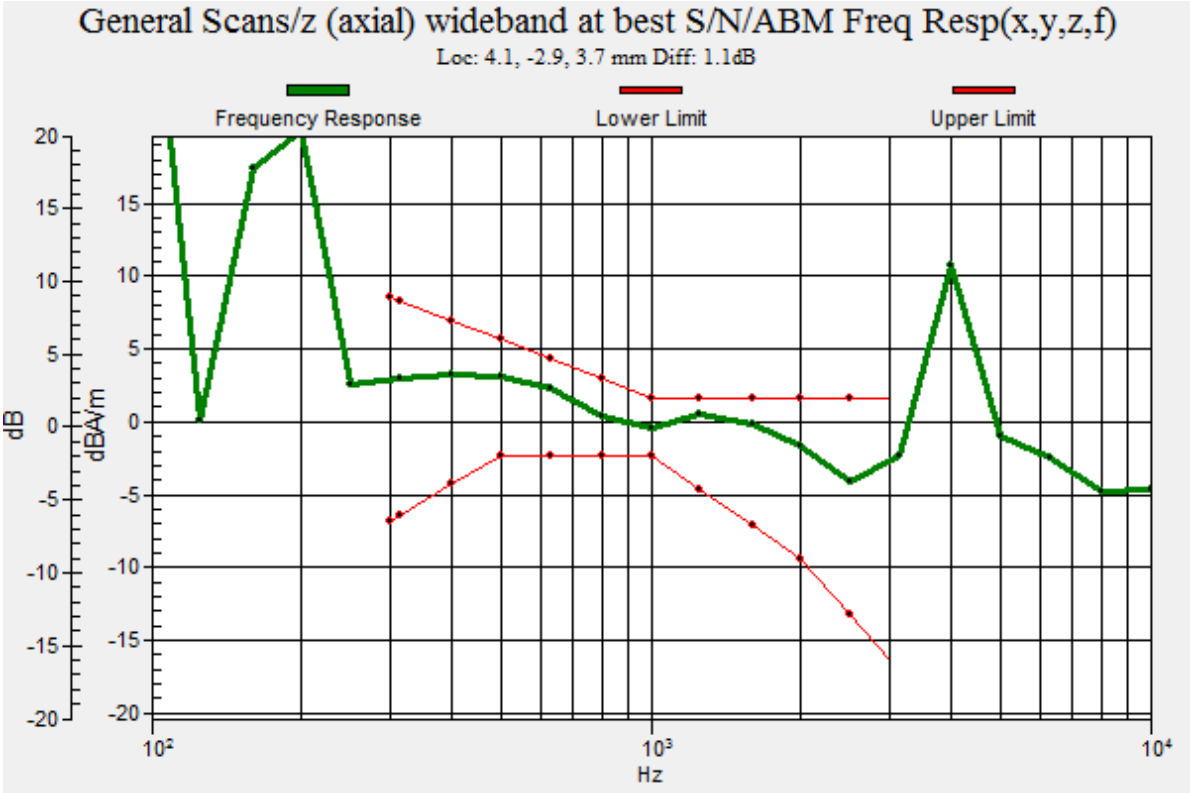
General Scans/z (axial) wideband at best S/N/ABM Freq Resp(x,y,z,f)
Loc: 4.1, -2.9, 3.7 mm Diff: 1.1dB
Frequency Response
Lower Limit
Upper Limit
dB
dBA/m
Hz

#02_HAC_T-Coil_GSM1900_Voice(speech codec handset low)_Ch661_Transversal (Y)

Communication System: PCS ; Frequency: 1880 MHz
Medium: Air Medium parameters used: $\sigma = 0$ S/m, $\varepsilon_r = 1$; $\rho = 0$ kg/m^3
Ambient Temperature：23.4 ℃

DASY5 Configuration:
- Probe: AM1DV3 - 3130; ; Calibrated: 2017/11/21
- Sensor-Surface: 0mm (Fix Surface)
- Electronics: DAE4 Sn1424; Calibrated: 2018/1/18
- Phantom: HAC Test Arch with AMCC; Type: SD HAC P01 BA;
- Measurement SW: DASY52, Version 52.10 (0);SEMCAD X Version 14.6.10 (7417)

General Scans/y (transversal) 4.2mm 50 x 50/ABM Interpolated SNR(x,y,z) (121x121x1):

Interpolated grid: dx=1.000 mm, dy=1.000 mm
ABM1/ABM2 = 36.52 dB
ABM1 comp = -10.19 dBA/m
Location: 3.3, 6.5, 3.7 mm



0 dB = 67.01 = 36.52 dB

#03_HAC_T-Coil_WCDMA II_Voice (speech codec low)_Ch9400_Axial (Z)

Communication System: WCDMA ; Frequency: 1880 MHz
Medium: Air Medium parameters used: $\sigma = 0$ S/m, $\varepsilon_r = 1$; $\rho = 0$ kg/m^3
Ambient Temperature：23.4 ℃

DASY5 Configuration:
- Probe: AM1DV3 - 3130; ; Calibrated: 2017/11/21
- Sensor-Surface: 0mm (Fix Surface)
- Electronics: DAE4 Sn1424; Calibrated: 2018/1/18
- Phantom: HAC Test Arch with AMCC; Type: SD HAC P01 BA;
- Measurement SW: DASY52, Version 52.10 (0);SEMCAD X Version 14.6.10 (7417)

General Scans/z (axial) 4.2mm 50 x 50/ABM Interpolated SNR(x,y,z) (121x121x1):

Interpolated grid: dx=1.000 mm, dy=1.000 mm
ABM1/ABM2 = 44.18 dB
ABM1 comp = -2.52 dBA/m
Location: 4.7, 1.6, 3.7 mm



0 dB = 161.9 = 44.18 dB

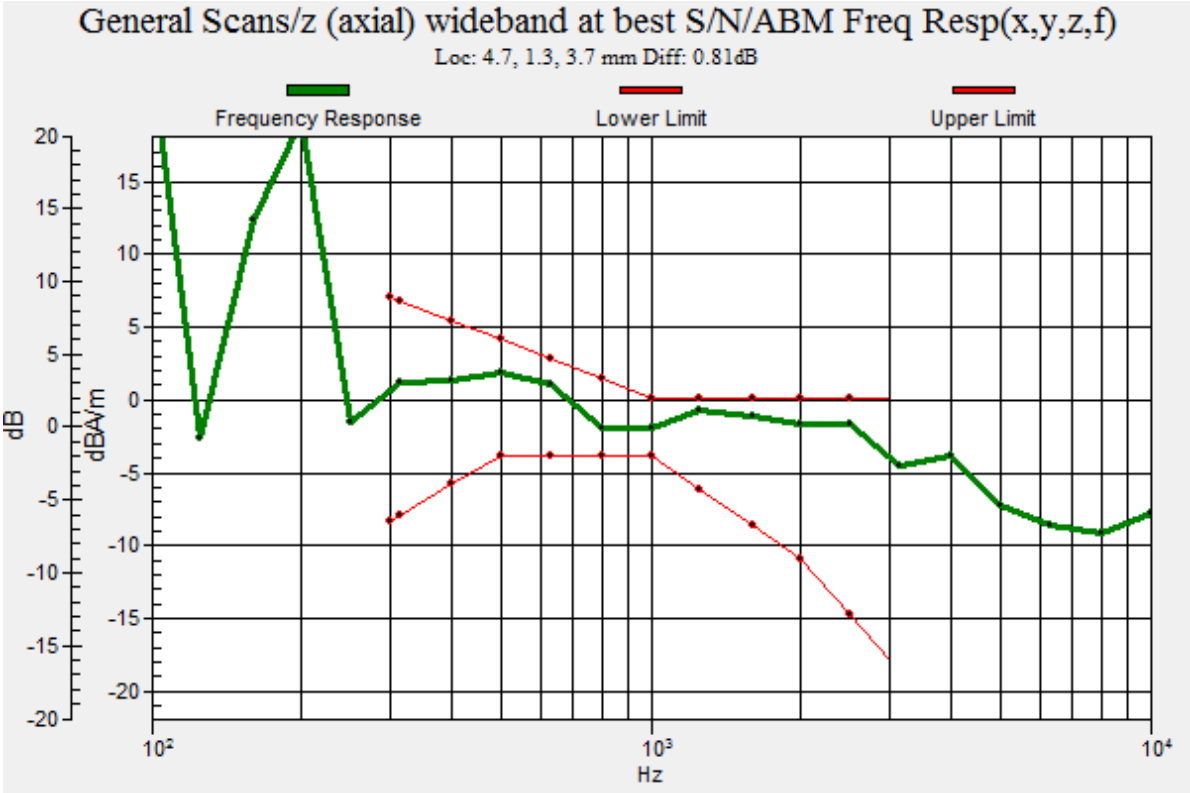
General Scans/z (axial) wideband at best S/N/ABM Freq Resp(x,y,z,f)
Loc: 4.7, 1.3, 3.7 mm Diff: 0.81dB
Frequency Response
Lower Limit
Upper Limit
dB
dBA/m
Hz
20
15
10
5
0
-5
-10
-15
-20
10^2
10^3
10^4

#03_HAC_T-Coil_WCDMA II_Voice (speech codec low)_Ch9400_Transversal (Y)

Communication System: WCDMA ; Frequency: 1880 MHz
Medium: Air Medium parameters used: $\sigma = 0$ S/m, $\varepsilon_r = 1$; $\rho = 0$ kg/m^3
Ambient Temperature：23.4 ℃

DASY5 Configuration:
- Probe: AM1DV3 - 3130; ; Calibrated: 2017/11/21
- Sensor-Surface: 0mm (Fix Surface)
- Electronics: DAE4 Sn1424; Calibrated: 2018/1/18
- Phantom: HAC Test Arch with AMCC; Type: SD HAC P01 BA;
- Measurement SW: DASY52, Version 52.10 (0);SEMCAD X Version 14.6.10 (7417)

General Scans/y (transversal) 4.2mm 50 x 50/ABM Interpolated SNR(x,y,z) (121x121x1):

Interpolated grid: dx=1.000 mm, dy=1.000 mm
ABM1/ABM2 = 38.00 dB
ABM1 comp = -9.92 dBA/m
Location: 4.7, 8.6, 3.7 mm



0 dB = 79.41 = 38.00 dB

#04_HAC_T-Coil_WCDMA V_Voice (speech codec low)_Ch4182_Axial (Z)

Communication System: WCDMA ; Frequency: 836.4 MHz
Medium: Air Medium parameters used: $\sigma = 0$ S/m, $\varepsilon_r = 1$; $\rho = 0$ kg/m^3
Ambient Temperature：23.4 ℃

DASY5 Configuration:
- Probe: AM1DV3 - 3130; ; Calibrated: 2017/11/21
- Sensor-Surface: 0mm (Fix Surface)
- Electronics: DAE4 Sn1424; Calibrated: 2018/1/18
- Phantom: HAC Test Arch with AMCC; Type: SD HAC P01 BA;
- Measurement SW: DASY52, Version 52.10 (0);SEMCAD X Version 14.6.10 (7417)

General Scans/z (axial) 4.2mm 50 x 50/ABM Interpolated SNR(x,y,z) (121x121x1):

Interpolated grid: dx=1.000 mm, dy=1.000 mm
ABM1/ABM2 = 44.01 dB
ABM1 comp = -2.29 dBA/m
Location: 4.7, 0.9, 3.7 mm



0 dB = 158.6 = 44.01 dB

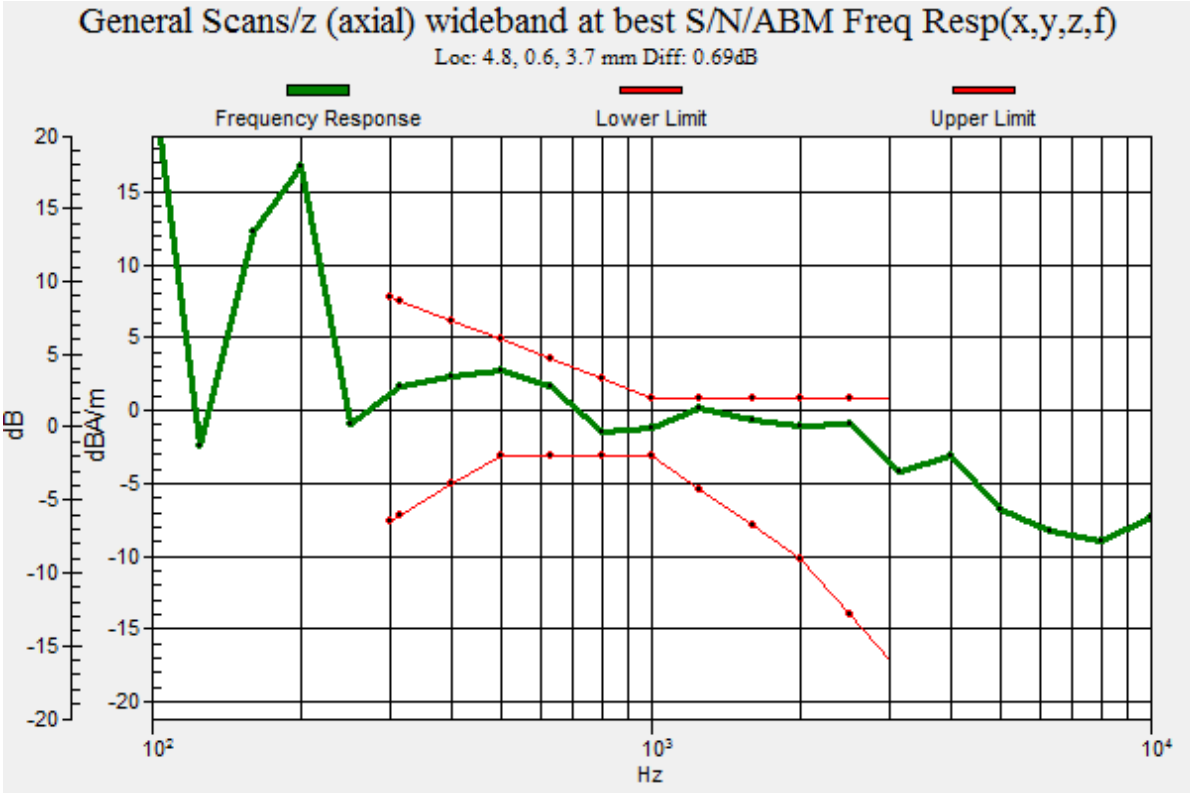
General Scans/z (axial) wideband at best S/N/ABM Freq Resp(x,y,z,f)
Loc: 4.8, 0.6, 3.7 mm Diff: 0.69dB
Frequency Response
Lower Limit
Upper Limit
dB
dBA/m
Hz

#04_HAC_T-Coil_WCDMA V_Voice (speech codec low)_Ch4182_Transversal (Y)

Communication System: WCDMA ; Frequency: 836.4 MHz
Medium: Air Medium parameters used: $\sigma = 0$ S/m, $\varepsilon_r = 1$; $\rho = 0$ kg/m^3
Ambient Temperature：23.4 ℃

DASY5 Configuration:
- Probe: AM1DV3 - 3130; ; Calibrated: 2017/11/21
- Sensor-Surface: 0mm (Fix Surface)
- Electronics: DAE4 Sn1424; Calibrated: 2018/1/18
- Phantom: HAC Test Arch with AMCC; Type: SD HAC P01 BA;
- Measurement SW: DASY52, Version 52.10 (0);SEMCAD X Version 14.6.10 (7417)

General Scans/y (transversal) 4.2mm 50 x 50/ABM Interpolated SNR(x,y,z) (121x121x1):

Interpolated grid: dx=1.000 mm, dy=1.000 mm
ABM1/ABM2 = 37.52 dB
ABM1 comp = -9.19 dBA/m
Location: 4, -11, 3.7 mm



0 dB = 75.18 = 37.52 dB

#05_HAC_T-Coil_CDMA BC0_RC1+SO3 Voice codec8K Enhanced low_Ch384_Axial (Z)

Communication System: CDMA T-Coil; Frequency: 836.52 MHz
Medium: Air Medium parameters used: $\sigma = 0$ S/m, $\varepsilon_r = 1$; $\rho = 0$ kg/m^3
Ambient Temperature：23.4 ℃

DASY5 Configuration:
- Probe: AM1DV3 - 3130; ; Calibrated: 2017/11/21
- Sensor-Surface: 0mm (Fix Surface)
- Electronics: DAE4 Sn1424; Calibrated: 2018/1/18
- Phantom: HAC Test Arch with AMCC; Type: SD HAC P01 BA;
- Measurement SW: DASY52, Version 52.10 (0);SEMCAD X Version 14.6.10 (7417)

General Scans/z (axial) 4.2mm 50 x 50/ABM Interpolated SNR(x,y,z) (121x121x1):

Interpolated grid: dx=1.000 mm, dy=1.000 mm
ABM1/ABM2 = 41.64 dB
ABM1 comp = -3.70 dBA/m
Location: 4.2, -0.4, 3.7 mm

0 dB = 120.8 = 41.64 dB

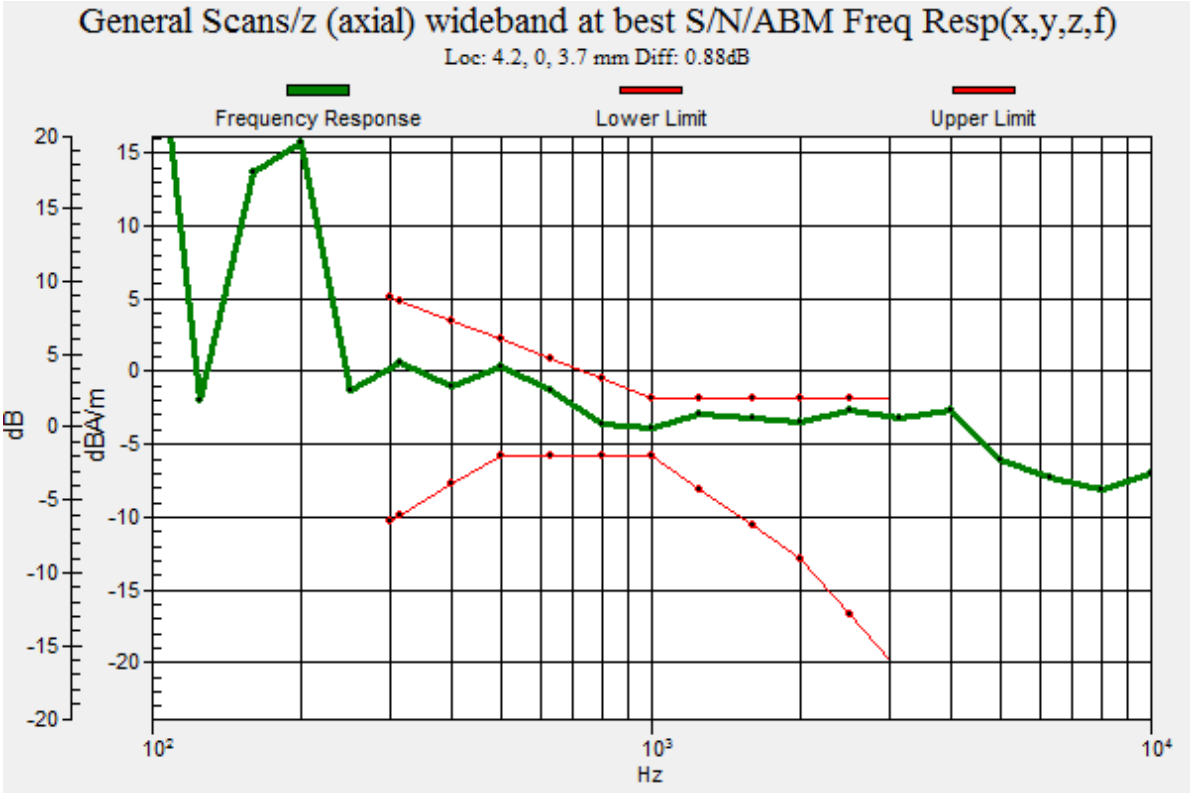
General Scans/z (axial) wideband at best S/N/ABM Freq Resp(x,y,z,f)
Loc: 4.2, 0, 3.7 mm Diff: 0.88dB
Frequency Response
Lower Limit
Upper Limit
dB
dBA/m
Hz
20
15
10
5
0
-5
-10
-15
-20
10^2
10^3
10^4

#05_HAC_T-Coil_CDMA BC0_RC1+SO3 Voice codec8K Enhanced low_Ch384_Transversal (Y)

Communication System: CDMA T-Coil; Frequency: 836.52 MHz
Medium: Air Medium parameters used: $\sigma = 0$ S/m, $\varepsilon_r = 1$; $\rho = 0$ kg/m^3
Ambient Temperature：23.4 ℃

DASY5 Configuration:
- Probe: AM1DV3 - 3130; ; Calibrated: 2017/11/21
- Sensor-Surface: 0mm (Fix Surface)
- Electronics: DAE4 Sn1424; Calibrated: 2018/1/18
- Phantom: HAC Test Arch with AMCC; Type: SD HAC P01 BA;
- Measurement SW: DASY52, Version 52.10 (0);SEMCAD X Version 14.6.10 (7417)

General Scans/y (transversal) 4.2mm 50 x 50/ABM Interpolated SNR(x,y,z) (121x121x1):

Interpolated grid: dx=1.000 mm, dy=1.000 mm
ABM1/ABM2 = 33.65 dB
ABM1 comp = -16.11 dBA/m
Location: 4, 9.3, 3.7 mm



0 dB = 48.13 = 33.65 dB

#06_HAC_T-Coil_CDMA BC1_RC1+SO3 Voice codec8K Enhanced low_Ch600_Axial (Z)

Communication System: CDMA T-Coil; Frequency: 1880 MHz
Medium: Air Medium parameters used: $\sigma = 0$ S/m, $\varepsilon_r = 1$; $\rho = 0$ kg/m^3
Ambient Temperature：23.4 ℃

DASY5 Configuration:
- Probe: AM1DV3 - 3130; ; Calibrated: 2017/11/21
- Sensor-Surface: 0mm (Fix Surface)
- Electronics: DAE4 Sn1424; Calibrated: 2018/1/18
- Phantom: HAC Test Arch with AMCC; Type: SD HAC P01 BA;
- Measurement SW: DASY52, Version 52.10 (0);SEMCAD X Version 14.6.10 (7417)

General Scans/z (axial) 4.2mm 50 x 50/ABM Interpolated SNR(x,y,z) (121x121x1):

Interpolated grid: dx=1.000 mm, dy=1.000 mm
ABM1/ABM2 = 39.16 dB
ABM1 comp = -5.10 dBA/m
Location: 4, -1.2, 3.7 mm

0 dB = 90.78 = 39.16 dB

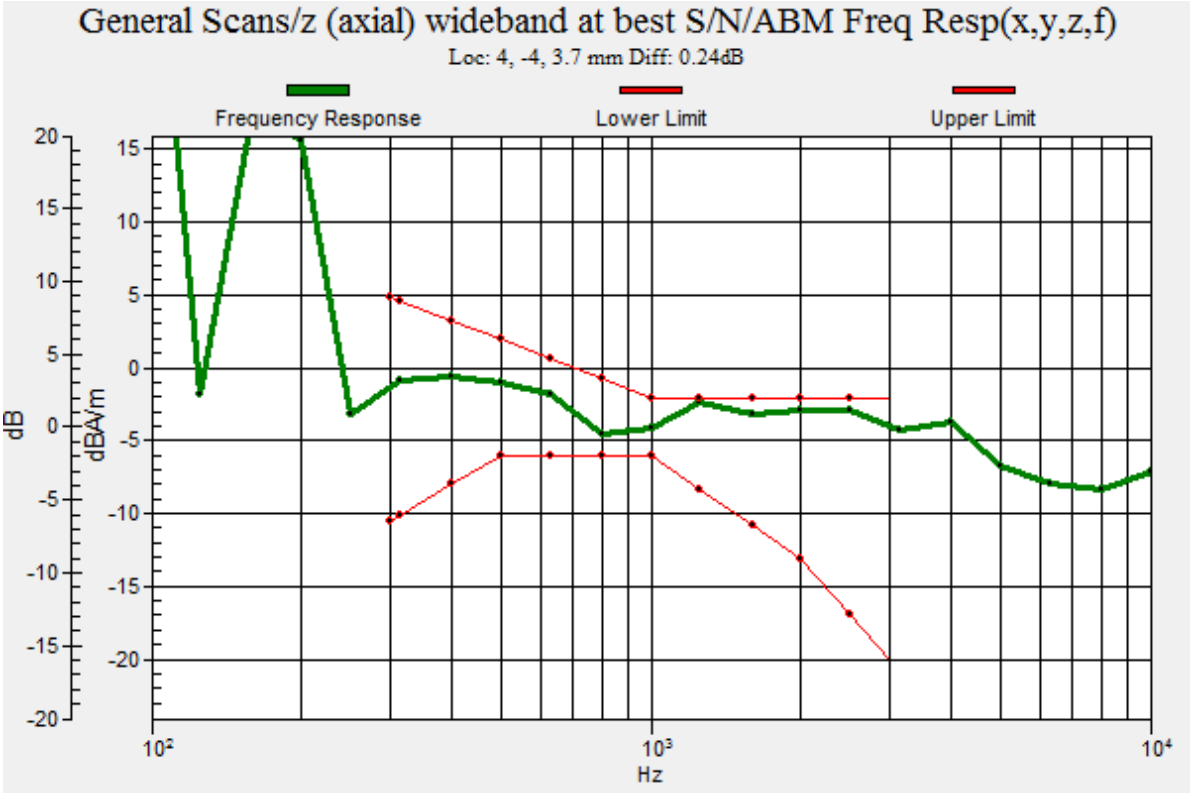
General Scans/z (axial) wideband at best S/N/ABM Freq Resp(x,y,z,f)
Loc: 4, -4, 3.7 mm Diff: 0.24dB
Frequency Response
Lower Limit
Upper Limit
dB
dBA/m
Hz

#06_HAC_T-Coil_CDMA BC1_RC1+SO3 Voice codec8K Enhanced low_Ch600_Transversal (Y)

Communication System: CDMA T-Coil; Frequency: 1880 MHz
Medium: Air Medium parameters used: $\sigma = 0$ S/m, $\varepsilon_r = 1$; $\rho = 0$ kg/m^3
Ambient Temperature：23.4 ℃

DASY5 Configuration:
- Probe: AM1DV3 - 3130; ; Calibrated: 2017/11/21
- Sensor-Surface: 0mm (Fix Surface)
- Electronics: DAE4 Sn1424; Calibrated: 2018/1/18
- Phantom: HAC Test Arch with AMCC; Type: SD HAC P01 BA;
- Measurement SW: DASY52, Version 52.10 (0);SEMCAD X Version 14.6.10 (7417)

General Scans/y (transversal) 4.2mm 50 x 50/ABM Interpolated SNR(x,y,z) (121x121x1):

Interpolated grid: dx=1.000 mm, dy=1.000 mm
ABM1/ABM2 = 35.06 dB
ABM1 comp = -12.88 dBA/m
Location: 4, -10.3, 3.7 mm



0 dB = 56.63 = 35.06 dB

#07_HAC_T-Coil_LTE Band 2_20M_QPSK_1_0_Ch18900_Axial (Z)

Communication System: LTE ; Frequency: 1880 MHz
Medium: Air Medium parameters used: $\sigma = 0$ S/m, $\varepsilon_r = 1$; $\rho = 0$ kg/m^3
Ambient Temperature：23.4 ℃

DASY5 Configuration:
- Probe: AM1DV3 - 3130; ; Calibrated: 2017/11/21
- Sensor-Surface: 0mm (Fix Surface)
- Electronics: DAE4 Sn1424; Calibrated: 2018/1/18
- Phantom: HAC Test Arch with AMCC; Type: SD HAC P01 BA;
- Measurement SW: DASY52, Version 52.10 (0);SEMCAD X Version 14.6.10 (7417)

General Scans/z (axial) 4.2mm 50 x 50/ABM Interpolated SNR(x,y,z) (121x121x1):

Interpolated grid: dx=1.000 mm, dy=1.000 mm
ABM1/ABM2 = 41.52 dB
ABM1 comp = -4.60 dBA/m
Location: 5.4, 0.2, 3.7 mm



0 dB = 119.2 = 41.53 dB

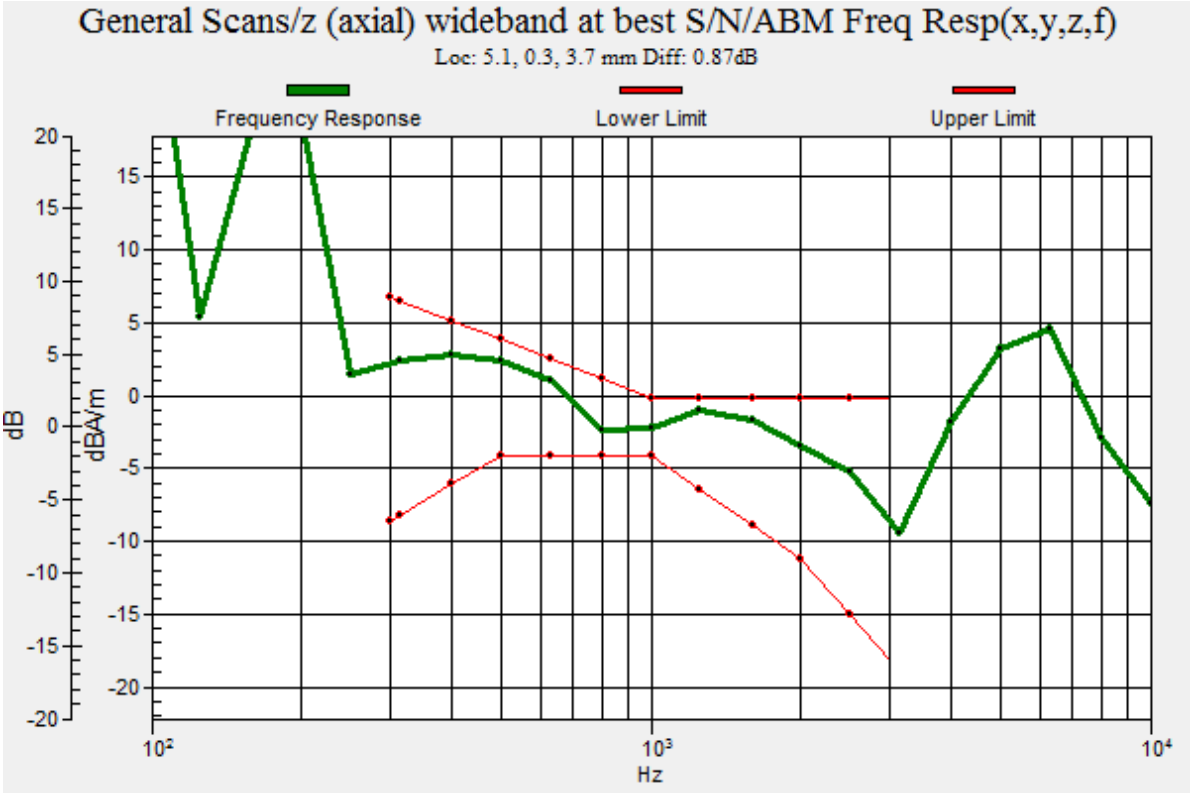
General Scans/z (axial) wideband at best S/N/ABM Freq Resp(x,y,z,f)
Loc: 5.1, 0.3, 3.7 mm Diff: 0.87dB
Frequency Response
Lower Limit
Upper Limit
dB
dBA/m
Hz

#07_HAC_T-Coil_LTE Band 2_20M_QPSK_1_0_Ch18900_Transversal (Y)

Communication System: LTE ; Frequency: 1880 MHz
Medium: Air Medium parameters used: $\sigma = 0$ S/m, $\varepsilon_r = 1$; $\rho = 0$ kg/m^3
Ambient Temperature：23.4 ℃

DASY5 Configuration:
- Probe: AM1DV3 - 3130; ; Calibrated: 2017/11/21
- Sensor-Surface: 0mm (Fix Surface)
- Electronics: DAE4 Sn1424; Calibrated: 2018/1/18
- Phantom: HAC Test Arch with AMCC; Type: SD HAC P01 BA;
- Measurement SW: DASY52, Version 52.10 (0);SEMCAD X Version 14.6.10 (7417)

General Scans/y (transversal) 4.2mm 50 x 50/ABM Interpolated SNR(x,y,z) (121x121x1):

Interpolated grid: dx=1.000 mm, dy=1.000 mm
ABM1/ABM2 = 35.09 dB
ABM1 comp = -12.57 dBA/m
Location: 4.7, 7.2, 3.7 mm



0 dB = 56.82 = 35.09 dB

#08_HAC_T-Coil_LTE Band 4_20M_QPSK_1_0_Ch20175_Axial (Z)

Communication System: LTE ; Frequency: 1732.5 MHz
Medium: Air Medium parameters used: $\sigma = 0$ S/m, $\varepsilon_r = 1$; $\rho = 0$ kg/m^3
Ambient Temperature：23.4 ℃

DASY5 Configuration:
- Probe: AM1DV3 - 3130; ; Calibrated: 2017/11/21
- Sensor-Surface: 0mm (Fix Surface)
- Electronics: DAE4 Sn1424; Calibrated: 2018/1/18
- Phantom: HAC Test Arch with AMCC; Type: SD HAC P01 BA;
- Measurement SW: DASY52, Version 52.10 (0);SEMCAD X Version 14.6.10 (7417)

General Scans/z (axial) 4.2mm 50 x 50/ABM Interpolated SNR(x,y,z) (121x121x1):

Interpolated grid: dx=1.000 mm, dy=1.000 mm
ABM1/ABM2 = 42.21 dB
ABM1 comp = -4.15 dBA/m
Location: 4.7, -0.5, 3.7 mm

0 dB = 128.9 = 42.21 dB

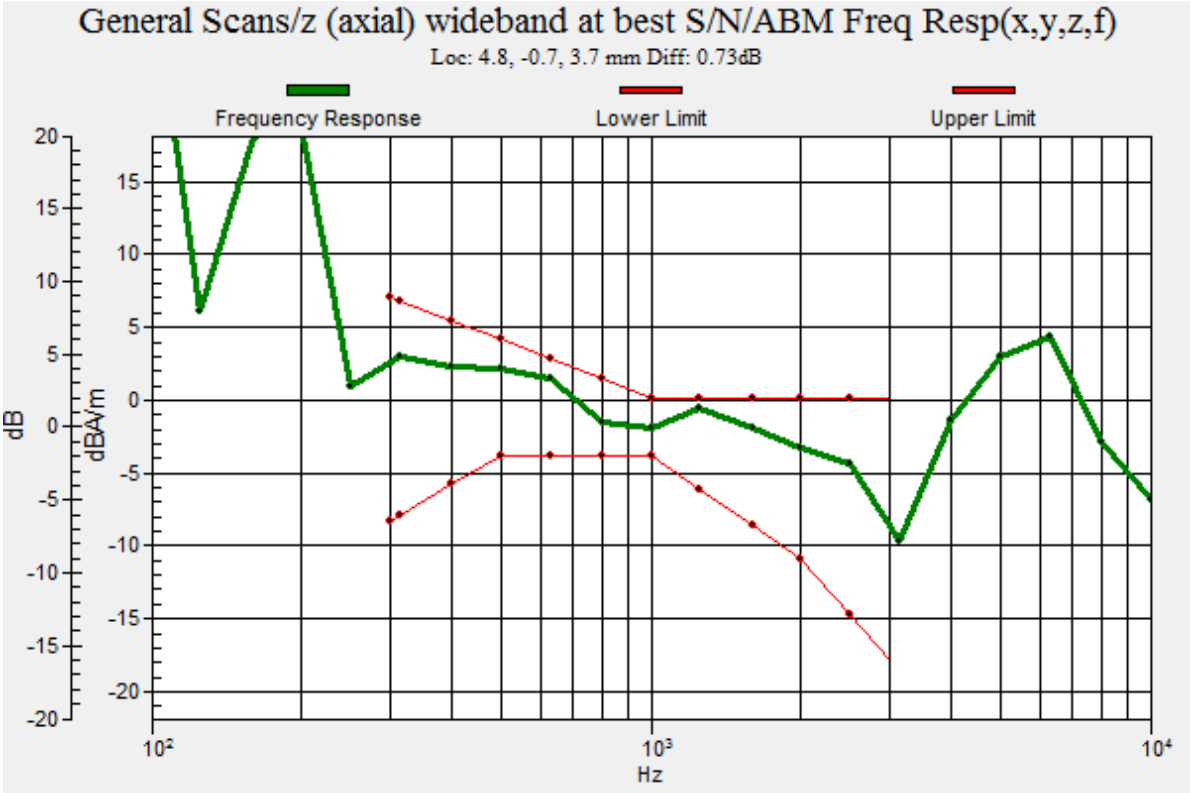
General Scans/z (axial) wideband at best S/N/ABM Freq Resp(x,y,z,f)
Loc: 4.8, -0.7, 3.7 mm Diff: 0.73dB
Frequency Response
Lower Limit
Upper Limit
dB
dBA/m
Hz
20
15
10
5
0
-5
-10
-15
-20
10^2
10^3
10^4

#08_HAC_T-Coil_LTE Band 4_20M_QPSK_1_0_Ch20175_Transversal (Y)

Communication System: LTE ; Frequency: 1732.5 MHz
Medium: Air Medium parameters used: $\sigma = 0$ S/m, $\varepsilon_r = 1$; $\rho = 0$ kg/m^3
Ambient Temperature：23.4 ℃

DASY5 Configuration:
- Probe: AM1DV3 - 3130; ; Calibrated: 2017/11/21
- Sensor-Surface: 0mm (Fix Surface)
- Electronics: DAE4 Sn1424; Calibrated: 2018/1/18
- Phantom: HAC Test Arch with AMCC; Type: SD HAC P01 BA;
- Measurement SW: DASY52, Version 52.10 (0);SEMCAD X Version 14.6.10 (7417)

General Scans/y (transversal) 4.2mm 50 x 50/ABM Interpolated SNR(x,y,z) (121x121x1):

Interpolated grid: dx=1.000 mm, dy=1.000 mm
ABM1/ABM2 = 35.45 dB
ABM1 comp = -12.26 dBA/m
Location: 4.7, 8.6, 3.7 mm



0 dB = 59.22 = 35.45 dB

#09_HAC_T-Coil_LTE Band 5_10M_QPSK_1_0_Ch20525_Axial (Z)

Communication System: LTE ; Frequency: 836.5 MHz
Medium: Air Medium parameters used: $\sigma = 0$ S/m, $\varepsilon_r = 1$; $\rho = 0$ kg/m^3
Ambient Temperature：23.4 ℃

DASY5 Configuration:
- Probe: AM1DV3 - 3130; ; Calibrated: 2017/11/21
- Sensor-Surface: 0mm (Fix Surface)
- Electronics: DAE4 Sn1424; Calibrated: 2018/1/18
- Phantom: HAC Test Arch with AMCC; Type: SD HAC P01 BA;
- Measurement SW: DASY52, Version 52.10 (0);SEMCAD X Version 14.6.10 (7417)

General Scans/z (axial) 4.2mm 50 x 50/ABM Interpolated SNR(x,y,z) (121x121x1):

Interpolated grid: dx=1.000 mm, dy=1.000 mm
ABM1/ABM2 = 42.47 dB
ABM1 comp = -5.29 dBA/m
Location: 4.7, 2.3, 3.7 mm

0 dB = 132.8 = 42.46 dB

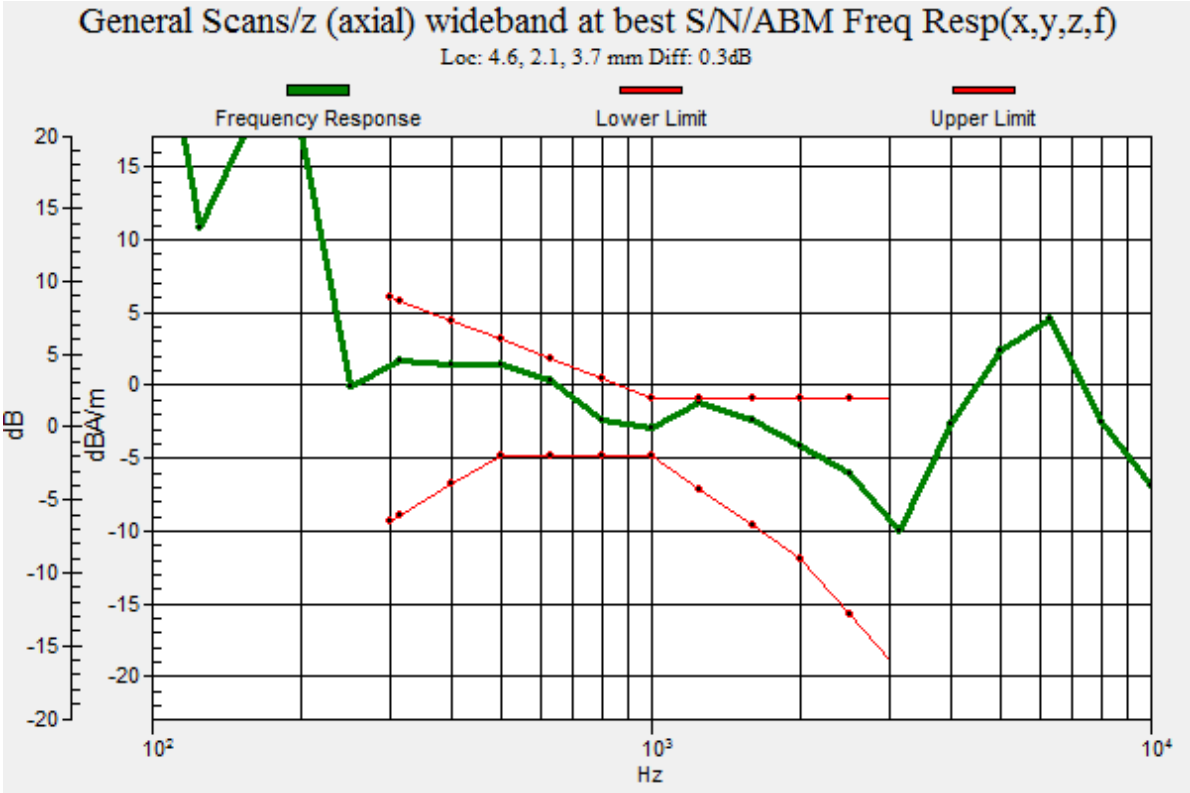
General Scans/z (axial) wideband at best S/N/ABM Freq Resp(x,y,z,f)
Loc: 4.6, 2.1, 3.7 mm Diff: 0.3dB
Frequency Response
Lower Limit
Upper Limit
dB
dBA/m
Hz
20
15
10
5
0
-5
-10
-15
-20
10^2
10^3
10^4

#09_HAC_T-Coil_LTE Band 5_10M_QPSK_1_0_Ch20525_Transversal (Y)

Communication System: LTE ; Frequency: 836.5 MHz
Medium: Air Medium parameters used: $\sigma = 0$ S/m, $\varepsilon_r = 1$; $\rho = 0$ kg/m^3
Ambient Temperature：23.4 ℃

DASY5 Configuration:
- Probe: AM1DV3 - 3130; ; Calibrated: 2017/11/21
- Sensor-Surface: 0mm (Fix Surface)
- Electronics: DAE4 Sn1424; Calibrated: 2018/1/18
- Phantom: HAC Test Arch with AMCC; Type: SD HAC P01 BA;
- Measurement SW: DASY52, Version 52.10 (0);SEMCAD X Version 14.6.10 (7417)

General Scans/y (transversal) 4.2mm 50 x 50/ABM Interpolated SNR(x,y,z) (121x121x1):

Interpolated grid: dx=1.000 mm, dy=1.000 mm
ABM1/ABM2 = 36.06 dB
ABM1 comp = -12.35 dBA/m
Location: 4, 9.3, 3.7 mm



0 dB = 63.50 = 36.06 dB

#10_HAC_T-Coil_LTE Band 7_20M_QPSK_1_0_Ch21100_Axial (Z)

Communication System: LTE ; Frequency: 2535 MHz
Medium: Air Medium parameters used: $\sigma = 0$ S/m, $\varepsilon_r = 1$; $\rho = 0$ kg/m^3
Ambient Temperature：23.4 ℃

DASY5 Configuration:
- Probe: AM1DV3 - 3130; ; Calibrated: 2017/11/21
- Sensor-Surface: 0mm (Fix Surface)
- Electronics: DAE4 Sn1424; Calibrated: 2018/1/18
- Phantom: HAC Test Arch with AMCC; Type: SD HAC P01 BA;
- Measurement SW: DASY52, Version 52.10 (0);SEMCAD X Version 14.6.10 (7417)

General Scans/z (axial) 4.2mm 50 x 50/ABM Interpolated SNR(x,y,z) (121x121x1):

Interpolated grid: dx=1.000 mm, dy=1.000 mm
ABM1/ABM2 = 42.66 dB
ABM1 comp = -4.93 dBA/m
Location: 4.7, 1.6, 3.7 mm



0 dB = 135.8 = 42.66 dB

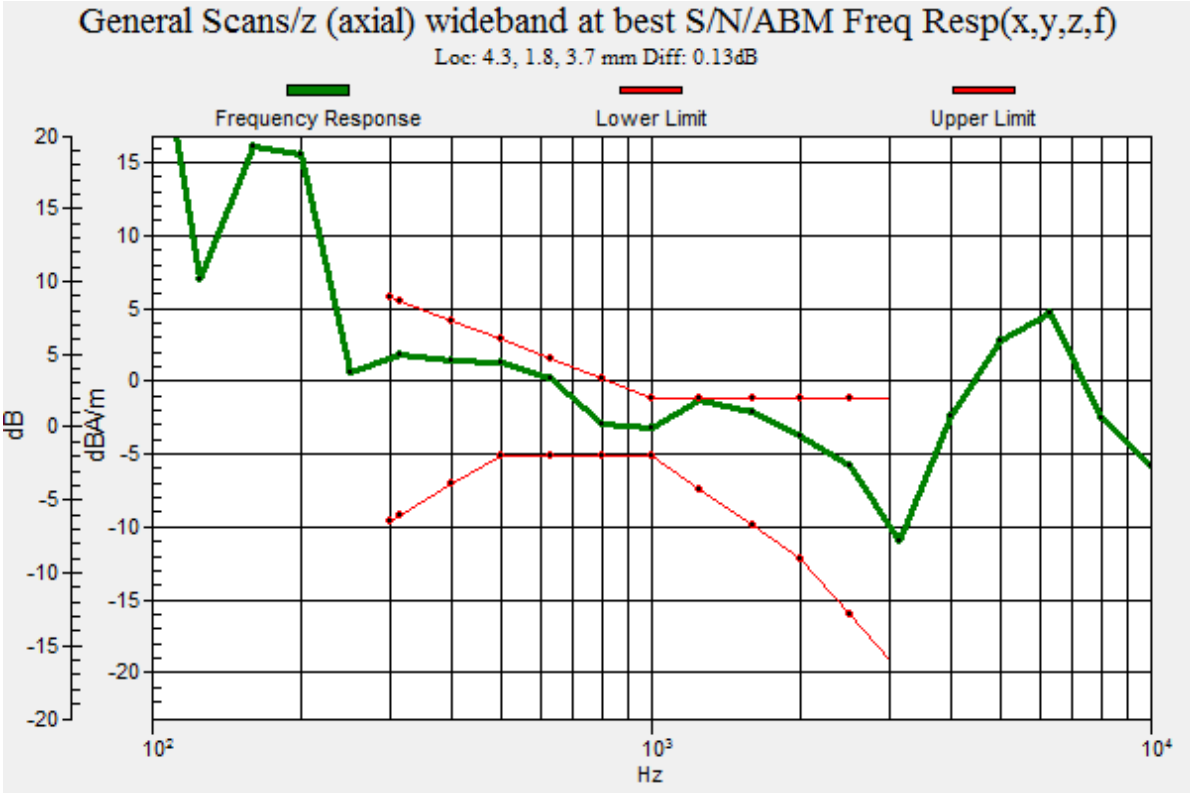
General Scans/z (axial) wideband at best S/N/ABM Freq Resp(x,y,z,f)
Loc: 4.3, 1.8, 3.7 mm Diff: 0.13dB
Frequency Response
Lower Limit
Upper Limit
dB
dBA/m
Hz

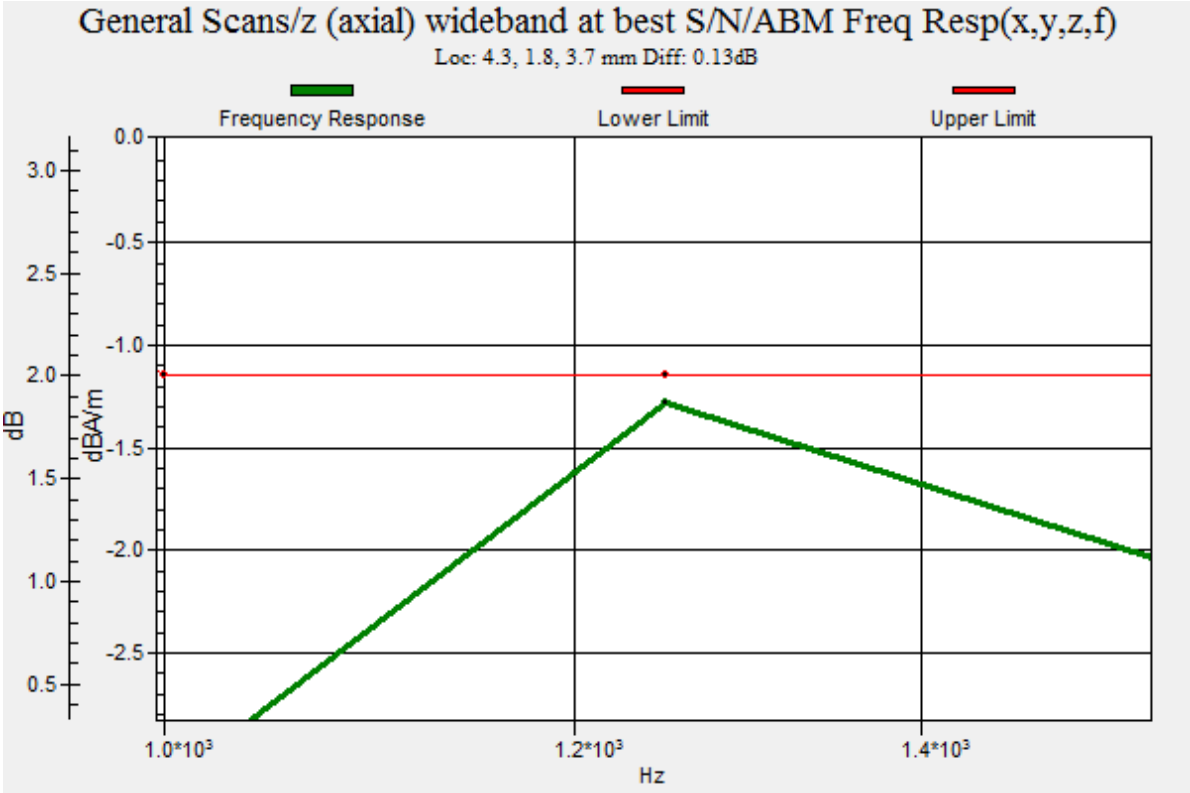
General Scans/z (axial) wideband at best S/N/ABM Freq Resp(x,y,z,f)
Loc: 4.3, 1.8, 3.7 mm Diff: 0.13dB
Frequency Response
Lower Limit
Upper Limit
dB
dBA/m
Hz

#10_HAC_T-Coil_LTE Band 7_20M_QPSK_1_0_Ch21100_Transversal (Y)

Communication System: LTE ; Frequency: 2535 MHz
Medium: Air Medium parameters used: $\sigma = 0$ S/m, $\varepsilon_r = 1$; $\rho = 0$ kg/m^3
Ambient Temperature：23.4 ℃

DASY5 Configuration:
- Probe: AM1DV3 - 3130; ; Calibrated: 2017/11/21
- Sensor-Surface: 0mm (Fix Surface)
- Electronics: DAE4 Sn1424; Calibrated: 2018/1/18
- Phantom: HAC Test Arch with AMCC; Type: SD HAC P01 BA;
- Measurement SW: DASY52, Version 52.10 (0);SEMCAD X Version 14.6.10 (7417)

General Scans/y (transversal) 4.2mm 50 x 50/ABM Interpolated SNR(x,y,z) (121x121x1):

Interpolated grid: dx=1.000 mm, dy=1.000 mm
ABM1/ABM2 = 36.06 dB
ABM1 comp = -12.35 dBA/m
Location: 4, 8.6, 3.7 mm



0 dB = 63.50 = 36.06 dB

#11_HAC_T-Coil_LTE Band 13_10M_QPSK_1_0_Ch23230_Axial (Z)

Communication System: LTE ; Frequency: 782 MHz
Medium: Air Medium parameters used: $\sigma = 0$ S/m, $\varepsilon_r = 1$; $\rho = 0$ kg/m^3
Ambient Temperature：23.4 ℃

DASY5 Configuration:
- Probe: AM1DV3 - 3130; ; Calibrated: 2017/11/21
- Sensor-Surface: 0mm (Fix Surface)
- Electronics: DAE4 Sn1424; Calibrated: 2018/1/18
- Phantom: HAC Test Arch with AMCC; Type: SD HAC P01 BA;
- Measurement SW: DASY52, Version 52.10 (0);SEMCAD X Version 14.6.10 (7417)

General Scans/z (axial) 4.2mm 50 x 50/ABM Interpolated SNR(x,y,z) (121x121x1):

Interpolated grid: dx=1.000 mm, dy=1.000 mm
ABM1/ABM2 = 42.29 dB
ABM1 comp = -4.87 dBA/m
Location: 4.7, 1.6, 3.7 mm



0 dB = 130.1 = 42.29 dB

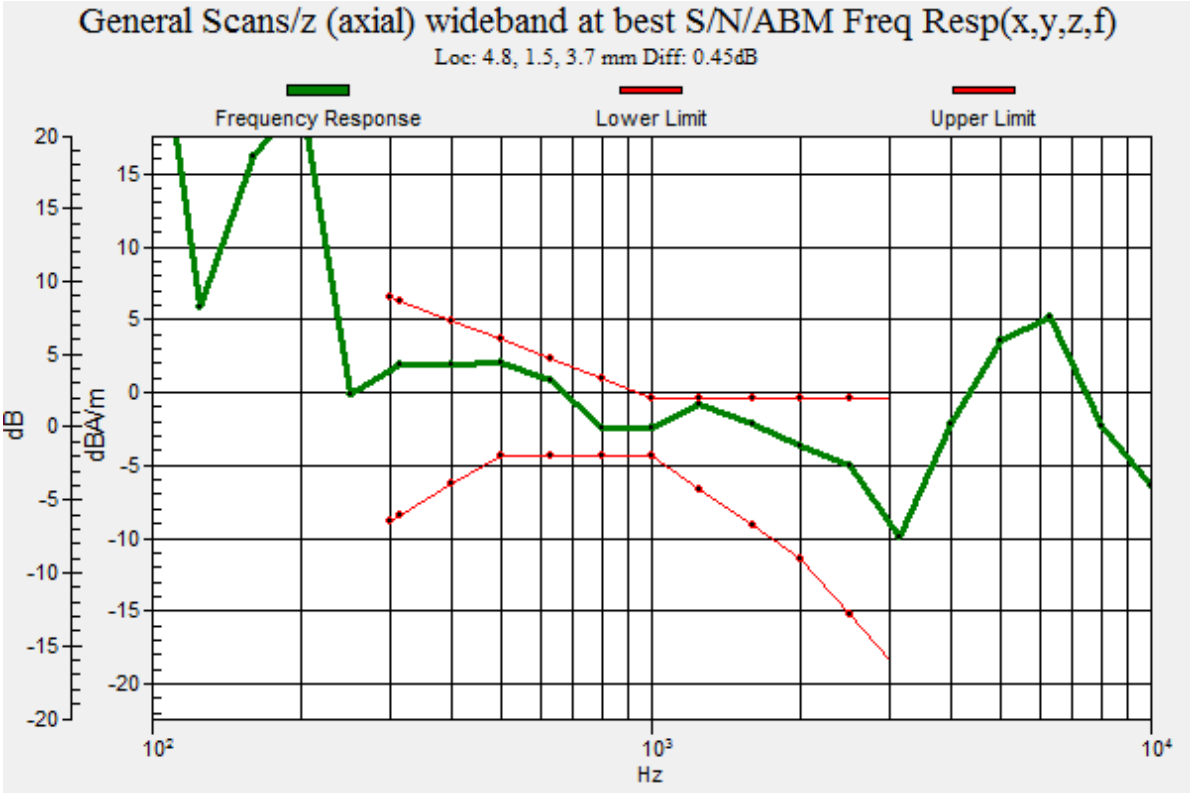
General Scans/z (axial) wideband at best S/N/ABM Freq Resp(x,y,z,f)
Loc: 4.8, 1.5, 3.7 mm Diff: 0.45dB
Frequency Response
Lower Limit
Upper Limit
dB
dBA/m
Hz

#11_HAC_T-Coil_LTE Band 13_10M_QPSK_1_0_Ch23230_Transversal (Y)

Communication System: LTE ; Frequency: 782 MHz
Medium: Air Medium parameters used: $\sigma = 0$ S/m, $\varepsilon_r = 1$; $\rho = 0$ kg/m^3
Ambient Temperature：23.4 ℃

DASY5 Configuration:
- Probe: AM1DV3 - 3130; ; Calibrated: 2017/11/21
- Sensor-Surface: 0mm (Fix Surface)
- Electronics: DAE4 Sn1424; Calibrated: 2018/1/18
- Phantom: HAC Test Arch with AMCC; Type: SD HAC P01 BA;
- Measurement SW: DASY52, Version 52.10 (0);SEMCAD X Version 14.6.10 (7417)

General Scans/y (transversal) 4.2mm 50 x 50/ABM Interpolated SNR(x,y,z) (121x121x1):

Interpolated grid: dx=1.000 mm, dy=1.000 mm
ABM1/ABM2 = 35.88 dB
ABM1 comp = -11.79 dBA/m
Location: 4, -10.3, 3.7 mm



0 dB = 62.21 = 35.88 dB

#12_HAC_T-Coil_LTE Band 66_20M_QPSK_1_0_Ch132322_Axial (Z)

Communication System: LTE ; Frequency: 1745 MHz
Medium: Air Medium parameters used: $\sigma = 0$ S/m, $\varepsilon_r = 1$; $\rho = 0$ kg/m^3
Ambient Temperature：23.4 ℃

DASY5 Configuration:
- Probe: AM1DV3 - 3130; ; Calibrated: 2017/11/21
- Sensor-Surface: 0mm (Fix Surface)
- Electronics: DAE4 Sn1424; Calibrated: 2018/1/18
- Phantom: HAC Test Arch with AMCC; Type: SD HAC P01 BA;
- Measurement SW: DASY52, Version 52.10 (0);SEMCAD X Version 14.6.10 (7417)

General Scans/z (axial) 4.2mm 50 x 50/ABM Interpolated SNR(x,y,z) (121x121x1):

Interpolated grid: dx=1.000 mm, dy=1.000 mm
ABM1/ABM2 = 43.04 dB
ABM1 comp = -4.61 dBA/m
Location: 4.7, 0.9, 3.7 mm



0 dB = 141.9 = 43.04 dB

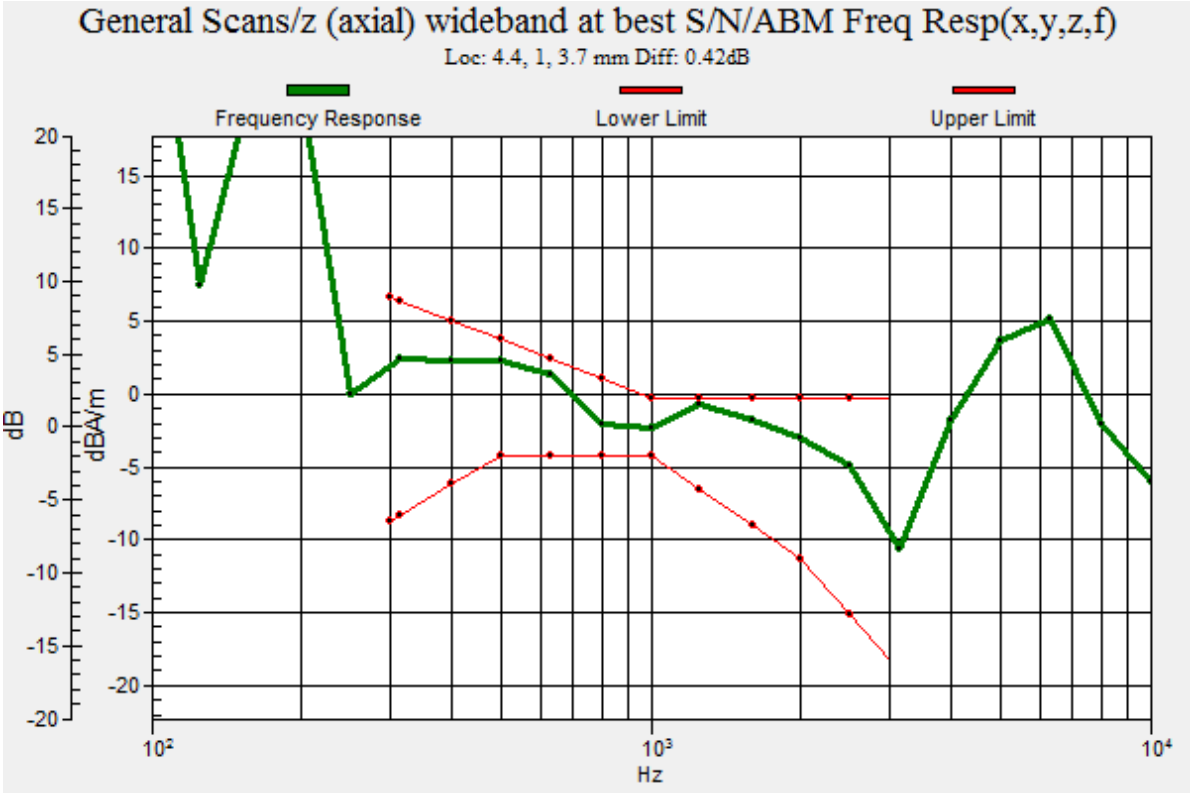
General Scans/z (axial) wideband at best S/N/ABM Freq Resp(x,y,z,f)
Loc: 4.4, 1, 3.7 mm Diff: 0.42dB
Frequency Response
Lower Limit
Upper Limit
dB
dBA/m
Hz
20
15
10
5
0
-5
-10
-15
-20
10^2
10^3
10^4

#12_HAC_T-Coil_LTE Band 66_20M_QPSK_1_0_Ch132322_Transversal (Y)

Communication System: LTE ; Frequency: 1745 MHz
Medium: Air Medium parameters used: $\sigma = 0$ S/m, $\varepsilon_r = 1$; $\rho = 0$ kg/m^3
Ambient Temperature：23.4 ℃

DASY5 Configuration:
- Probe: AM1DV3 - 3130; ; Calibrated: 2017/11/21
- Sensor-Surface: 0mm (Fix Surface)
- Electronics: DAE4 Sn1424; Calibrated: 2018/1/18
- Phantom: HAC Test Arch with AMCC; Type: SD HAC P01 BA;
- Measurement SW: DASY52, Version 52.10 (0);SEMCAD X Version 14.6.10 (7417)

General Scans/y (transversal) 4.2mm 50 x 50/ABM Interpolated SNR(x,y,z) (121x121x1):

Interpolated grid: dx=1.000 mm, dy=1.000 mm
ABM1/ABM2 = 36.06 dB
ABM1 comp = -12.23 dBA/m
Location: 4.7, 9.3, 3.7 mm



0 dB = 63.55 = 36.06 dB

#13_HAC_T-Coil_WLAN2.4GHz_802.11b 1Mbps_Ch6_Axial (Z)

Communication System: 802.11b ; Frequency: 2437 MHz
Medium: Air Medium parameters used: $\sigma = 0$ S/m, $\varepsilon_r = 1$; $\rho = 0$ kg/m^3
Ambient Temperature：23.4 ℃

DASY5 Configuration:
- Probe: AM1DV3 - 3130; ; Calibrated: 2017/11/21
- Sensor-Surface: 0mm (Fix Surface)
- Electronics: DAE4 Sn1424; Calibrated: 2018/1/18
- Phantom: HAC Test Arch with AMCC; Type: SD HAC P01 BA;
- Measurement SW: DASY52, Version 52.10 (0);SEMCAD X Version 14.6.10 (7417)

General Scans/z (axial) 4.2mm 50 x 50/ABM Interpolated SNR(x,y,z) (121x121x1):

Interpolated grid: dx=1.000 mm, dy=1.000 mm
ABM1/ABM2 = 40.14 dB
ABM1 comp = -0.79 dBA/m
Location: 4.7, -1.9, 3.7 mm



0 dB = 101.6 = 40.14 dB

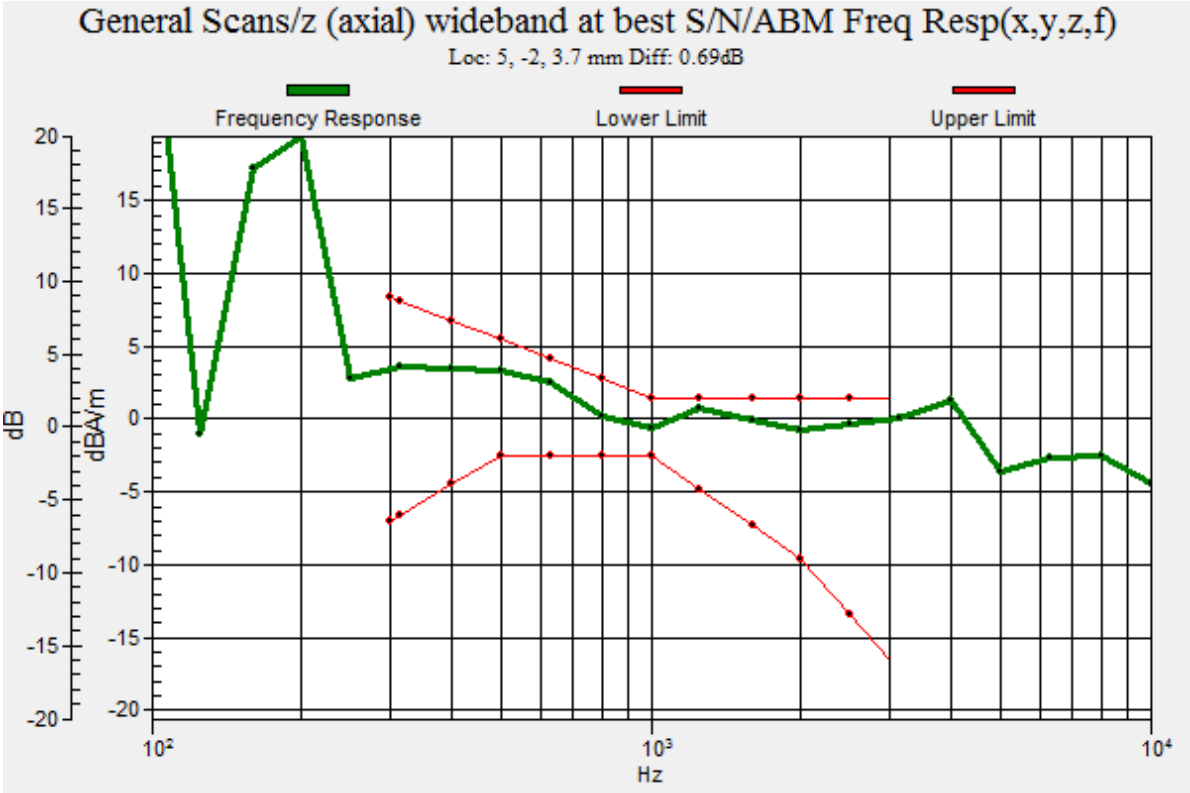
General Scans/z (axial) wideband at best S/N/ABM Freq Resp(x,y,z,f)
Loc: 5, -2, 3.7 mm Diff: 0.69dB
Frequency Response
Lower Limit
Upper Limit
dB
dBA/m
Hz

#13_HAC_T-Coil_WLAN2.4GHz_802.11b 1Mbps_Ch6_Transversal (Y)

Communication System: 802.11b ; Frequency: 2437 MHz
Medium: Air Medium parameters used: $\sigma = 0$ S/m, $\varepsilon_r = 1$; $\rho = 0$ kg/m^3
Ambient Temperature：23.4 ℃

DASY5 Configuration:
- Probe: AM1DV3 - 3130; ; Calibrated: 2017/11/21
- Sensor-Surface: 0mm (Fix Surface)
- Electronics: DAE4 Sn1424; Calibrated: 2018/1/18
- Phantom: HAC Test Arch with AMCC; Type: SD HAC P01 BA;
- Measurement SW: DASY52, Version 52.10 (0);SEMCAD X Version 14.6.10 (7417)

General Scans/y (transversal) 4.2mm 50 x 50/ABM Interpolated SNR(x,y,z) (121x121x1):

Interpolated grid: dx=1.000 mm, dy=1.000 mm
ABM1/ABM2 = 34.70 dB
ABM1 comp = -10.06 dBA/m
Location: 2.6, -11.7, 3.7 mm



0 dB = 54.31 = 34.70 dB

#14_HAC_T-Coil_WLAN5GHz_802.11a 6Mbps_Ch40_Axial (Z)

Communication System: 802.11a ; Frequency: 5200 MHz
Medium: Air Medium parameters used: $\sigma = 0$ S/m, $\varepsilon_r = 1$; $\rho = 0$ kg/m^3
Ambient Temperature：23.4 ℃

DASY5 Configuration:
- Probe: AM1DV3 - 3130; ; Calibrated: 2017/11/21
- Sensor-Surface: 0mm (Fix Surface)
- Electronics: DAE4 Sn1424; Calibrated: 2018/1/18
- Phantom: HAC Test Arch with AMCC; Type: SD HAC P01 BA;
- Measurement SW: DASY52, Version 52.10 (0);SEMCAD X Version 14.6.10 (7417)

General Scans/z (axial) 4.2mm 50 x 50/ABM Interpolated SNR(x,y,z) (121x121x1):

Interpolated grid: dx=1.000 mm, dy=1.000 mm
ABM1/ABM2 = 43.31 dB
ABM1 comp = -1.64 dBA/m
Location: 5.4, 0.9, 3.7 mm



0 dB = 146.4 = 43.31 dB

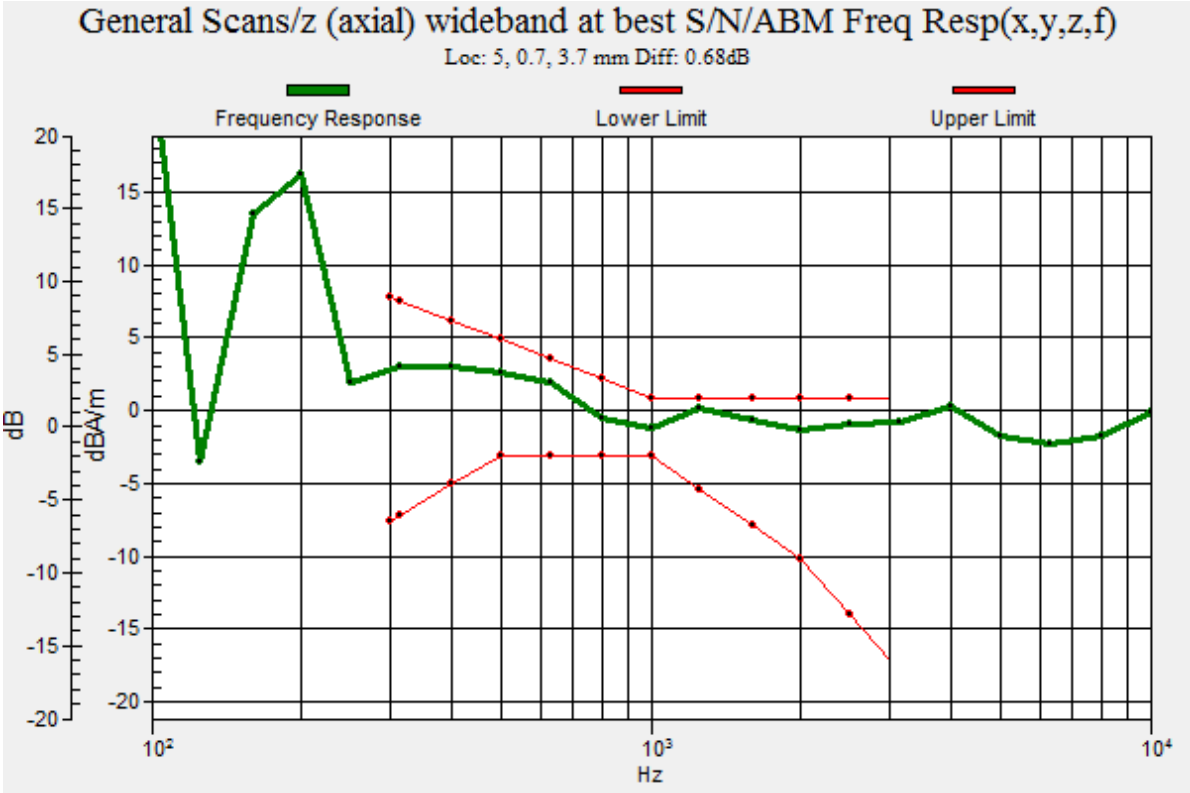
General Scans/z (axial) wideband at best S/N/ABM Freq Resp(x,y,z,f)
Loc: 5, 0.7, 3.7 mm Diff: 0.68dB
Frequency Response
Lower Limit
Upper Limit
dB
dBA/m
Hz

#14_HAC_T-Coil_WLAN5GHz_802.11a 6Mbps_Ch40_Transversal (Y)

Communication System: 802.11a ; Frequency: 5200 MHz
Medium: Air Medium parameters used: $\sigma = 0$ S/m, $\varepsilon_r = 1$; $\rho = 0$ kg/m^3
Ambient Temperature：23.4 ℃

DASY5 Configuration:
- Probe: AM1DV3 - 3130; ; Calibrated: 2017/11/21
- Sensor-Surface: 0mm (Fix Surface)
- Electronics: DAE4 Sn1424; Calibrated: 2018/1/18
- Phantom: HAC Test Arch with AMCC; Type: SD HAC P01 BA;
- Measurement SW: DASY52, Version 52.10 (0);SEMCAD X Version 14.6.10 (7417)

General Scans/y (transversal) 4.2mm 50 x 50/ABM Interpolated SNR(x,y,z) (121x121x1):

Interpolated grid: dx=1.000 mm, dy=1.000 mm
ABM1/ABM2 = 38.58 dB
ABM1 comp = -9.31 dBA/m
Location: 4, 9.3, 3.7 mm



0 dB = 84.97 = 38.59 dB

#15_HAC_T-Coil_WLAN5GHz_802.11a 6Mbps_Ch60_Axial (Z)

Communication System: 802.11a; Frequency: 5300 MHz
Medium: Air Medium parameters used: $\sigma = 0$ S/m, $\varepsilon_r = 1$; $\rho = 0$ kg/m^3
Ambient Temperature：23.4 ℃

DASY5 Configuration:
- Probe: AM1DV3 - 3130; ; Calibrated: 2017/11/21
- Sensor-Surface: 0mm (Fix Surface)
- Electronics: DAE4 Sn1424; Calibrated: 2018/1/18
- Phantom: HAC Test Arch with AMCC; Type: SD HAC P01 BA;
- Measurement SW: DASY52, Version 52.10 (0);SEMCAD X Version 14.6.10 (7417)

General Scans/z (axial) 4.2mm 50 x 50/ABM Interpolated SNR(x,y,z) (121x121x1):

Interpolated grid: dx=1.000 mm, dy=1.000 mm
ABM1/ABM2 = 43.88 dB
ABM1 comp = -1.72 dBA/m
Location: 4.7, 1.6, 3.7 mm



0 dB = 156.3 = 43.88 dB

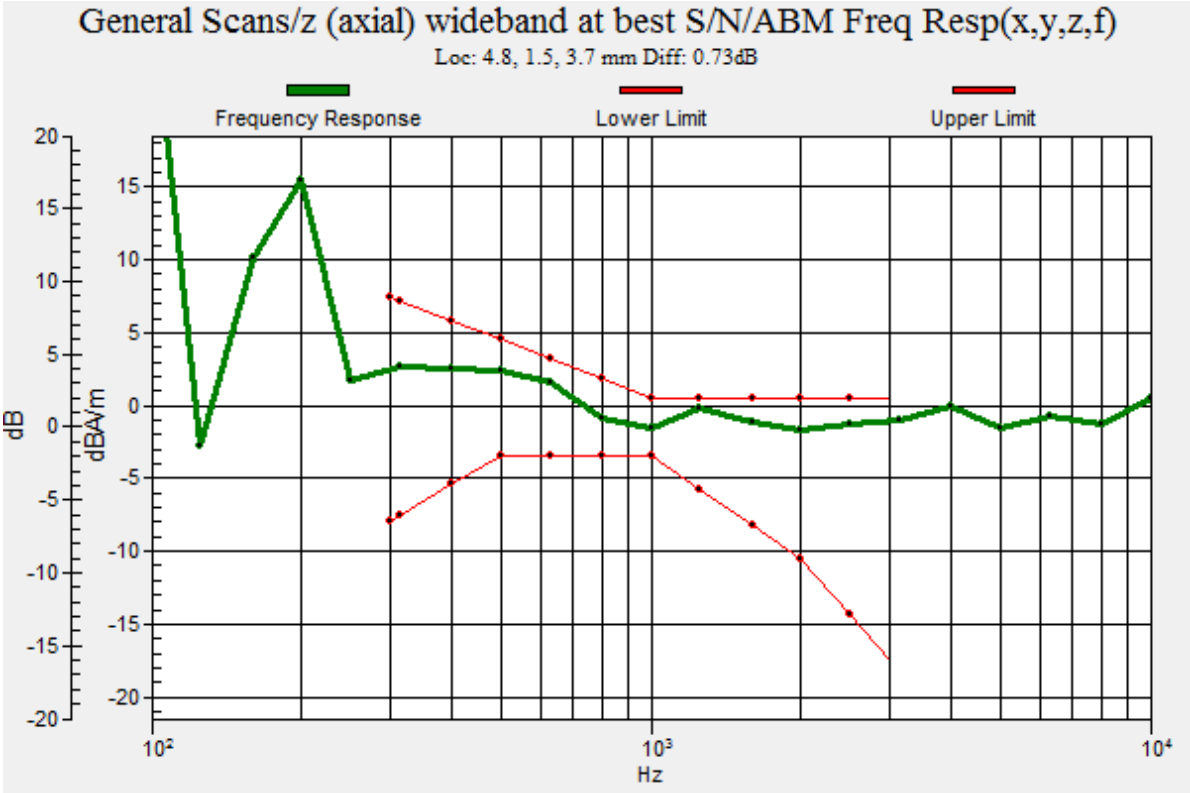
General Scans/z (axial) wideband at best S/N/ABM Freq Resp(x,y,z,f)
Loc: 4.8, 1.5, 3.7 mm Diff: 0.73dB
Frequency Response
Lower Limit
Upper Limit
dB
dBA/m
Hz

#15_HAC_T-Coil_WLAN5GHz_802.11a 6Mbps_Ch60_Transversal (Y)

Communication System: 802.11a; Frequency: 5300 MHz
Medium: Air Medium parameters used: $\sigma = 0$ S/m, $\varepsilon_r = 1$; $\rho = 0$ kg/m^3
Ambient Temperature：23.4 ℃

DASY5 Configuration:
- Probe: AM1DV3 - 3130; ; Calibrated: 2017/11/21
- Sensor-Surface: 0mm (Fix Surface)
- Electronics: DAE4 Sn1424; Calibrated: 2018/1/18
- Phantom: HAC Test Arch with AMCC; Type: SD HAC P01 BA;
- Measurement SW: DASY52, Version 52.10 (0);SEMCAD X Version 14.6.10 (7417)

General Scans/y (transversal) 4.2mm 50 x 50/ABM Interpolated SNR(x,y,z) (121x121x1):

Interpolated grid: dx=1.000 mm, dy=1.000 mm
ABM1/ABM2 = 39.11 dB
ABM1 comp = -9.39 dBA/m
Location: 4, 9.3, 3.7 mm



0 dB = 90.26 = 39.11 dB

#16_HAC_T-Coil_WLAN5GHz_802.11a 6Mbps_Ch124_Axial (Z)

Communication System: 802.11a; Frequency: 5620 MHz
Medium: Air Medium parameters used: $\sigma = 0$ S/m, $\varepsilon_r = 1$; $\rho = 0$ kg/m^3
Ambient Temperature：23.4 ℃

DASY5 Configuration:
- Probe: AM1DV3 - 3130; ; Calibrated: 2017/11/21
- Sensor-Surface: 0mm (Fix Surface)
- Electronics: DAE4 Sn1424; Calibrated: 2018/1/18
- Phantom: HAC Test Arch with AMCC; Type: SD HAC P01 BA;
- Measurement SW: DASY52, Version 52.10 (0);SEMCAD X Version 14.6.10 (7417)

General Scans/z (axial) 4.2mm 50 x 50/ABM Interpolated SNR(x,y,z) (121x121x1):

Interpolated grid: dx=1.000 mm, dy=1.000 mm
ABM1/ABM2 = 44.13 dB
ABM1 comp = -1.92 dBA/m
Location: 6.1, 0.2, 3.7 mm



0 dB = 160.9 = 44.13 dB

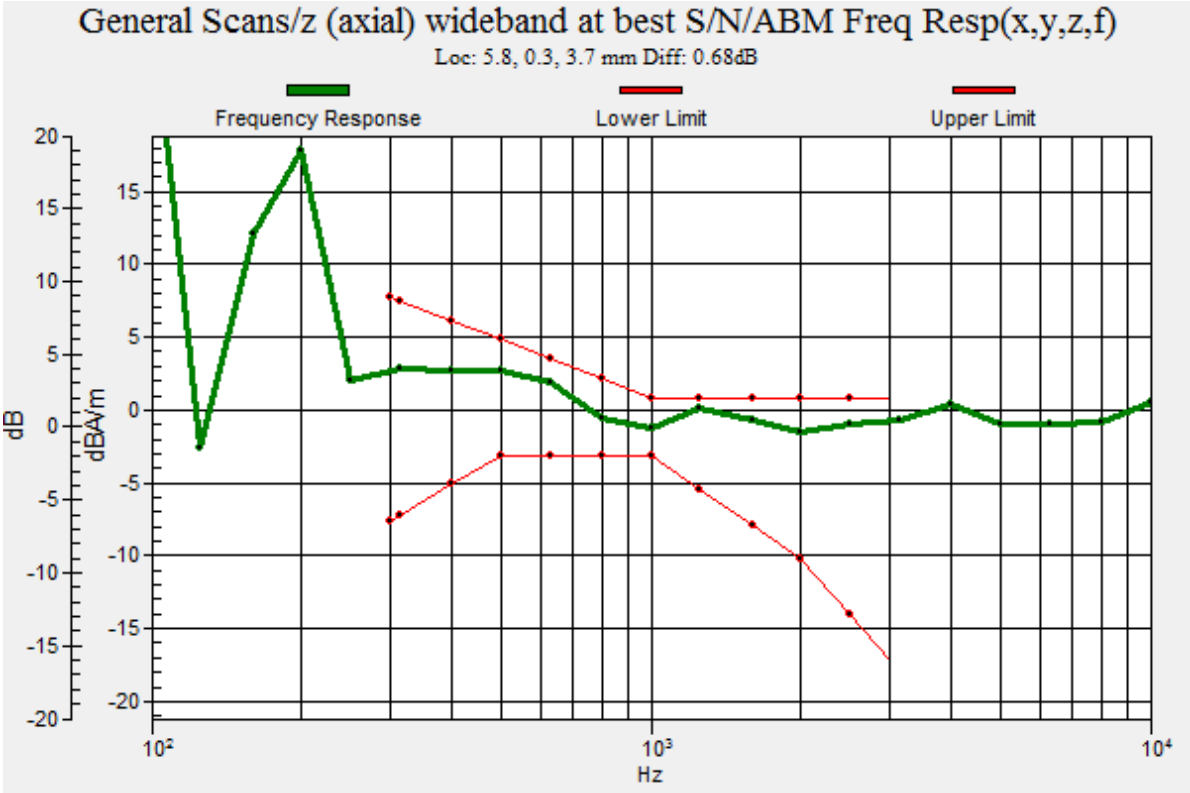
General Scans/z (axial) wideband at best S/N/ABM Freq Resp(x,y,z,f)
Loc: 5.8, 0.3, 3.7 mm Diff: 0.68dB
Frequency Response
Lower Limit
Upper Limit
dB
dBA/m
Hz

#16_HAC_T-Coil_WLAN5GHz_802.11a 6Mbps_Ch124_Transversal (Y)

Communication System: 802.11a; Frequency: 5620 MHz
Medium: Air Medium parameters used: $\sigma = 0$ S/m, $\varepsilon_r = 1$; $\rho = 0$ kg/m^3
Ambient Temperature：23.4 ℃

DASY5 Configuration:
- Probe: AM1DV3 - 3130; ; Calibrated: 2017/11/21
- Sensor-Surface: 0mm (Fix Surface)
- Electronics: DAE4 Sn1424; Calibrated: 2018/1/18
- Phantom: HAC Test Arch with AMCC; Type: SD HAC P01 BA;
- Measurement SW: DASY52, Version 52.10 (0);SEMCAD X Version 14.6.10 (7417)

General Scans/y (transversal) 4.2mm 50 x 50/ABM Interpolated SNR(x,y,z) (121x121x1):

Interpolated grid: dx=1.000 mm, dy=1.000 mm
ABM1/ABM2 = 39.04 dB
ABM1 comp = -9.41 dBA/m
Location: 4, 9.3, 3.7 mm



0 dB = 89.57 = 39.04 dB

#17_HAC_T-Coil_WLAN5GHz_802.11a 6Mbps_Ch157_Axial (Z)

Communication System: 802.11a; Frequency: 5785 MHz
Medium: Air Medium parameters used: $\sigma = 0$ S/m, $\varepsilon_r = 1$; $\rho = 0$ kg/m^3
Ambient Temperature：23.4 ℃

DASY5 Configuration:
- Probe: AM1DV3 - 3130; ; Calibrated: 2017/11/21
- Sensor-Surface: 0mm (Fix Surface)
- Electronics: DAE4 Sn1424; Calibrated: 2018/1/18
- Phantom: HAC Test Arch with AMCC; Type: SD HAC P01 BA;
- Measurement SW: DASY52, Version 52.10 (0);SEMCAD X Version 14.6.10 (7417)

General Scans/z (axial) 4.2mm 50 x 50/ABM Interpolated SNR(x,y,z) (121x121x1):

Interpolated grid: dx=1.000 mm, dy=1.000 mm
ABM1/ABM2 = 44.36 dB
ABM1 comp = -1.48 dBA/m
Location: 4.7, 0.9, 3.7 mm



0 dB = 165.2 = 44.36 dB

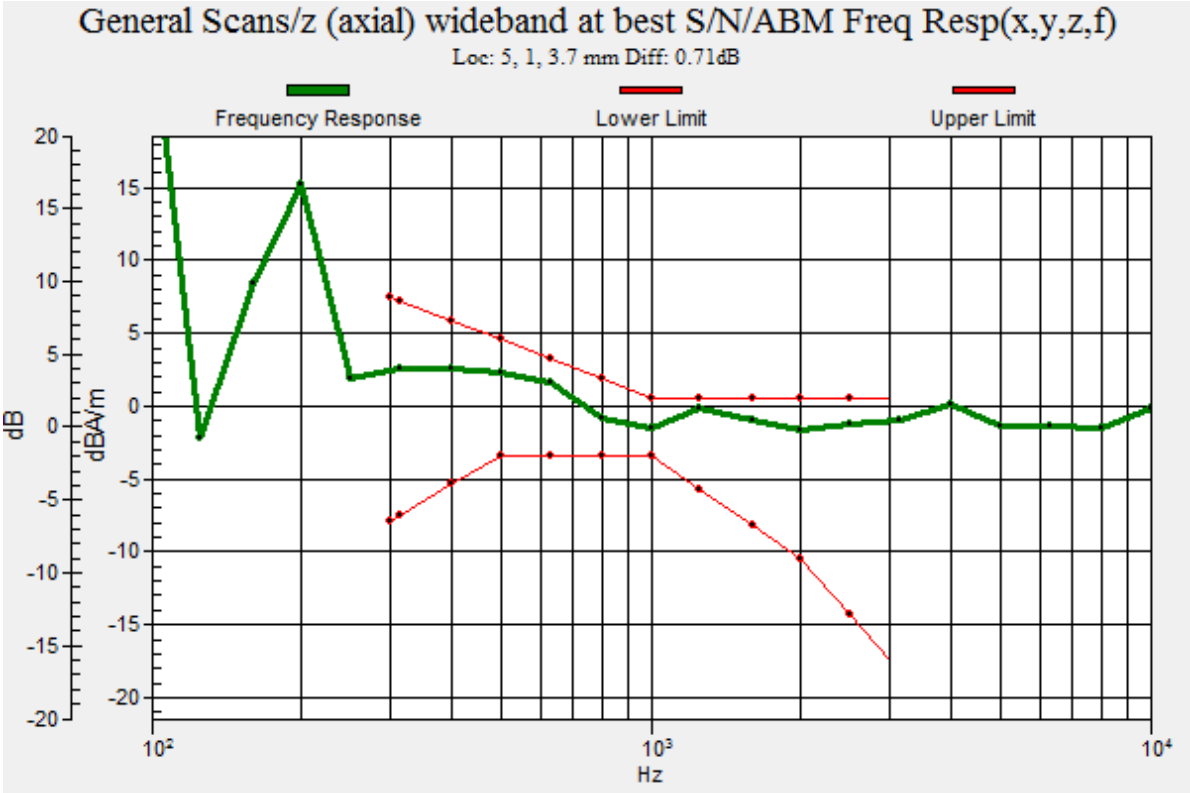
General Scans/z (axial) wideband at best S/N/ABM Freq Resp(x,y,z,f)
Loc: 5, 1, 3.7 mm Diff: 0.71dB
Frequency Response
Lower Limit
Upper Limit
dB
dBA/m
Hz

#17_HAC_T-Coil_WLAN5GHz_802.11a 6Mbps_Ch157_Transversal (Y)

Communication System: 802.11a; Frequency: 5785 MHz
Medium: Air Medium parameters used: $\sigma = 0$ S/m, $\varepsilon_r = 1$; $\rho = 0$ kg/m^3
Ambient Temperature：23.4 ℃

DASY5 Configuration:
- Probe: AM1DV3 - 3130; ; Calibrated: 2017/11/21
- Sensor-Surface: 0mm (Fix Surface)
- Electronics: DAE4 Sn1424; Calibrated: 2018/1/18
- Phantom: HAC Test Arch with AMCC; Type: SD HAC P01 BA;
- Measurement SW: DASY52, Version 52.10 (0);SEMCAD X Version 14.6.10 (7417)

General Scans/y (transversal) 4.2mm 50 x 50/ABM Interpolated SNR(x,y,z) (121x121x1):

Interpolated grid: dx=1.000 mm, dy=1.000 mm
ABM1/ABM2 = 39.10 dB
ABM1 comp = -9.53 dBA/m
Location: 4, 9.3, 3.7 mm



0 dB = 90.13 = 39.10 dB

#18_HAC_T-Coil_GSM850_EDGE 2 Tx slots_Ch189_Axial (Z)

Communication System: GSM850; Frequency: 836.4 MHz
Medium: Air Medium parameters used: $\sigma = 0$ S/m, $\varepsilon_r = 1$; $\rho = 0$ kg/m^3
Ambient Temperature：23.4 ℃

DASY5 Configuration:
- Probe: AM1DV3 - 3130; ; Calibrated: 2017/11/21
- Sensor-Surface: 0mm (Fix Surface)
- Electronics: DAE4 Sn1424; Calibrated: 2018/1/18
- Phantom: HAC Test Arch with AMCC; Type: SD HAC P01 BA;
- Measurement SW: DASY52, Version 52.10 (0);SEMCAD X Version 14.6.10 (7417)

General Scans/z (axial) 4.2mm 50 x 50/ABM Interpolated SNR(x,y,z) (121x121x1):

Interpolated grid: dx=1.000 mm, dy=1.000 mm
ABM1/ABM2 = 42.24 dB
ABM1 comp = 1.20 dBA/m
Location: -0.9, -3.3, 3.7 mm



0 dB = 129.4 = 42.24 dB

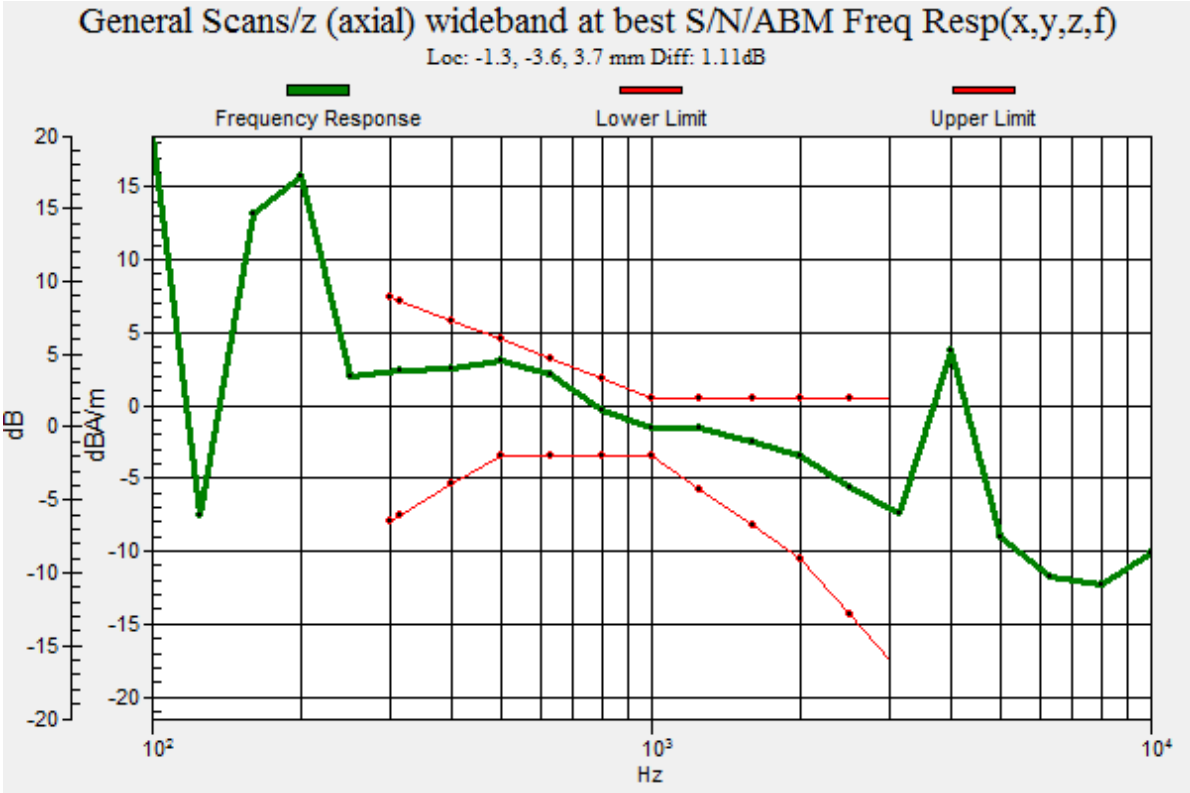
General Scans/z (axial) wideband at best S/N/ABM Freq Resp(x,y,z,f)
Loc: -1.3, -3.6, 3.7 mm Diff: 1.11dB
Frequency Response
Lower Limit
Upper Limit
dB
dBA/m
Hz

#18_HAC_T-Coil_GSM850_EDGE 2 Tx slots_Ch189_Transversal (Y)

Communication System: GSM850; Frequency: 836.4 MHz
Medium: Air Medium parameters used: $\sigma = 0$ S/m, $\varepsilon_r = 1$; $\rho = 0$ kg/m^3
Ambient Temperature：23.4 ℃

DASY5 Configuration:
- Probe: AM1DV3 - 3130; ; Calibrated: 2017/11/21
- Sensor-Surface: 0mm (Fix Surface)
- Electronics: DAE4 Sn1424; Calibrated: 2018/1/18
- Phantom: HAC Test Arch with AMCC; Type: SD HAC P01 BA;
- Measurement SW: DASY52, Version 52.10 (0);SEMCAD X Version 14.6.10 (7417)

General Scans/y (transversal) 4.2mm 50 x 50/ABM Interpolated SNR(x,y,z) (121x121x1):

Interpolated grid: dx=1.000 mm, dy=1.000 mm
ABM1/ABM2 = 40.22 dB
ABM1 comp = -6.46 dBA/m
Location: 3.3, -11, 3.7 mm



0 dB = 102.5 = 40.22 dB

#19_HAC_T-Coil_GSM1900_EDGE 2 Tx slots_Ch661_Axial (Z)

Communication System: PCS; Frequency: 1880 MHz
Medium: Air Medium parameters used: $\sigma = 0$ S/m, $\varepsilon_r = 1$; $\rho = 0$ kg/m^3
Ambient Temperature：23.4 ℃

DASY5 Configuration:
- Probe: AM1DV3 - 3130; ; Calibrated: 2017/11/21
- Sensor-Surface: 0mm (Fix Surface)
- Electronics: DAE4 Sn1424; Calibrated: 2018/1/18
- Phantom: HAC Test Arch with AMCC; Type: SD HAC P01 BA;
- Measurement SW: DASY52, Version 52.10 (0);SEMCAD X Version 14.6.10 (7417)

General Scans/z (axial) 4.2mm 50 x 50/ABM Interpolated SNR(x,y,z) (121x121x1):

Interpolated grid: dx=1.000 mm, dy=1.000 mm
ABM1/ABM2 = 43.55 dB
ABM1 comp = 2.02 dBA/m
Location: 4, 0.2, 3.7 mm



0 dB = 150.5 = 43.55 dB

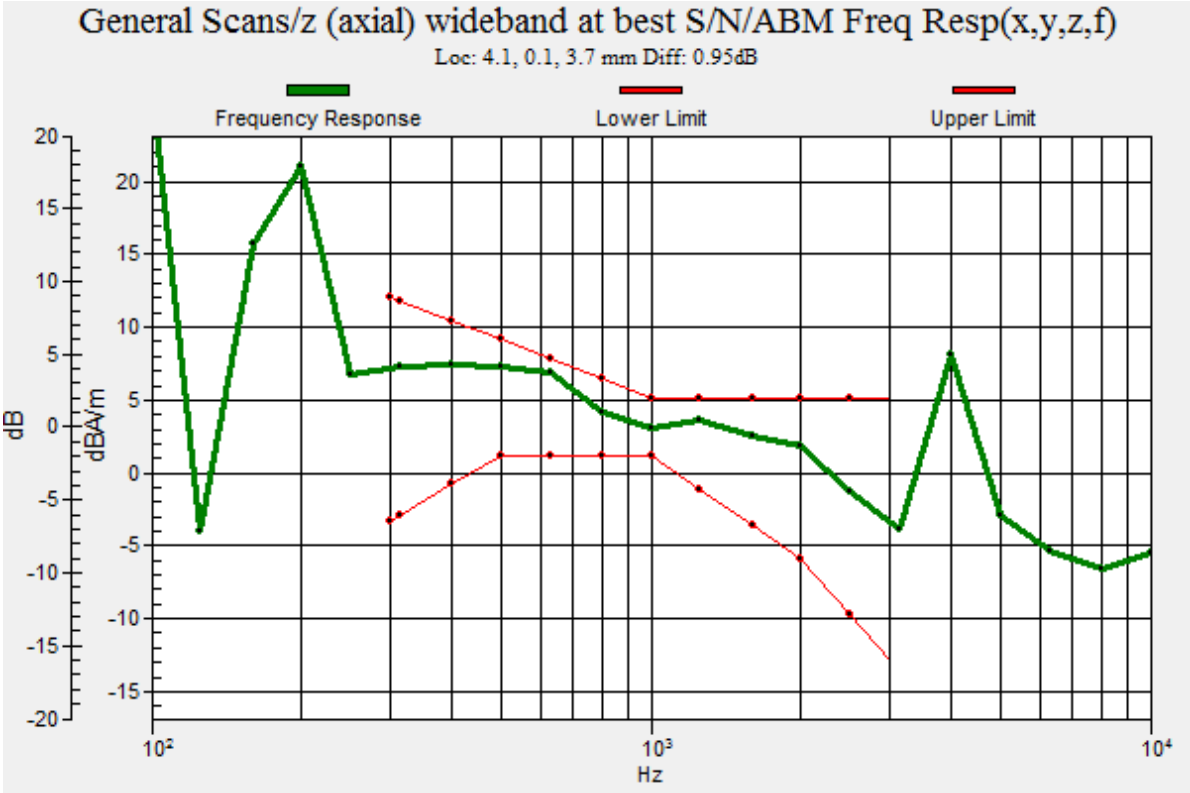
General Scans/z (axial) wideband at best S/N/ABM Freq Resp(x,y,z,f)
Loc: 4.1, 0.1, 3.7 mm Diff: 0.95dB
Frequency Response
Lower Limit
Upper Limit
dB
dBA/m
Hz

#19_HAC_T-Coil_GSM1900_EDGE 2 Tx slots_Ch661_Transversal (Y)

Communication System: PCS; Frequency: 1880 MHz
Medium: Air Medium parameters used: $\sigma = 0$ S/m, $\varepsilon_r = 1$; $\rho = 0$ kg/m^3
Ambient Temperature：23.4 ℃

DASY5 Configuration:
- Probe: AM1DV3 - 3130; ; Calibrated: 2017/11/21
- Sensor-Surface: 0mm (Fix Surface)
- Electronics: DAE4 Sn1424; Calibrated: 2018/1/18
- Phantom: HAC Test Arch with AMCC; Type: SD HAC P01 BA;
- Measurement SW: DASY52, Version 52.10 (0);SEMCAD X Version 14.6.10 (7417)

General Scans/y (transversal) 4.2mm 50 x 50/ABM Interpolated SNR(x,y,z) (121x121x1):

Interpolated grid: dx=1.000 mm, dy=1.000 mm
ABM1/ABM2 = 39.55 dB
ABM1 comp = -6.48 dBA/m
Location: 4, -11, 3.7 mm



0 dB = 94.92 = 39.55 dB

#20_HAC_T-Coil_WCDMA II_HSPA_Ch9400_Axial (Z)

Communication System: WCDMA ; Frequency: 1880 MHz
Medium: Air Medium parameters used: $\sigma = 0$ S/m, $\varepsilon_r = 1$; $\rho = 0$ kg/m^3
Ambient Temperature：23.4 ℃

DASY5 Configuration:
- Probe: AM1DV3 - 3130; ; Calibrated: 2017/11/21
- Sensor-Surface: 0mm (Fix Surface)
- Electronics: DAE4 Sn1424; Calibrated: 2018/1/18
- Phantom: HAC Test Arch with AMCC; Type: SD HAC P01 BA;
- Measurement SW: DASY52, Version 52.10 (0);SEMCAD X Version 14.6.10 (7417)

General Scans/z (axial) 4.2mm 50 x 50/ABM Interpolated SNR(x,y,z) (121x121x1):

Interpolated grid: dx=1.000 mm, dy=1.000 mm
ABM1/ABM2 = 42.72 dB
ABM1 comp = 1.25 dBA/m
Location: 5.4, 2.3, 3.7 mm



0 dB = 136.7 = 42.72 dB

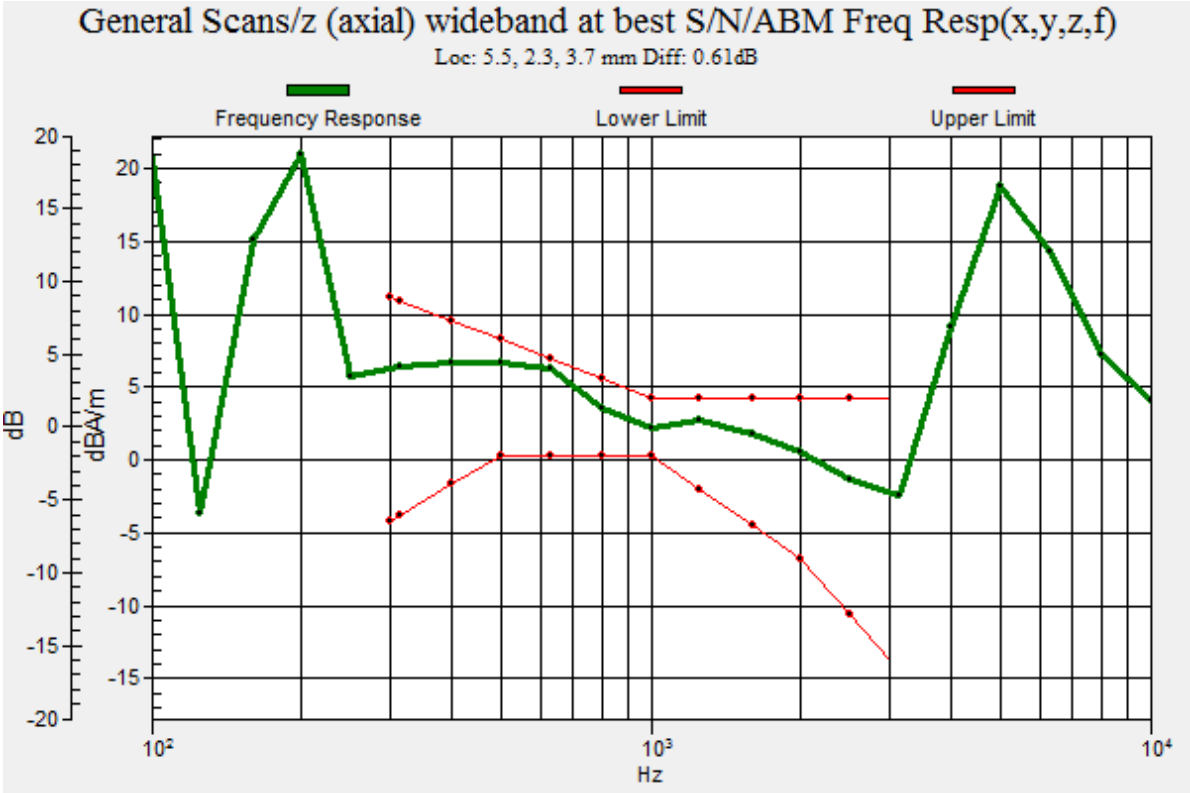
General Scans/z (axial) wideband at best S/N/ABM Freq Resp(x,y,z,f)
Loc: 5.5, 2.3, 3.7 mm Diff: 0.61dB
Frequency Response
Lower Limit
Upper Limit
dB
dBA/m
Hz

#20_HAC_T-Coil_WCDMA II_HSPA_Ch9400_Transversal (Y)

Communication System: WCDMA ; Frequency: 1880 MHz
Medium: Air Medium parameters used: $\sigma = 0$ S/m, $\varepsilon_r = 1$; $\rho = 0$ kg/m^3
Ambient Temperature：23.4 ℃

DASY5 Configuration:
- Probe: AM1DV3 - 3130; ; Calibrated: 2017/11/21
- Sensor-Surface: 0mm (Fix Surface)
- Electronics: DAE4 Sn1424; Calibrated: 2018/1/18
- Phantom: HAC Test Arch with AMCC; Type: SD HAC P01 BA;
- Measurement SW: DASY52, Version 52.10 (0);SEMCAD X Version 14.6.10 (7417)

General Scans/y (axial) 4.2mm 50 x 50 2/ABM Interpolated SNR(x,y,z) (121x121x1):

Interpolated grid: dx=1.000 mm, dy=1.000 mm
ABM1/ABM2 = 39.83 dB
ABM1 comp = -6.39 dBA/m
Location: 4, -10.3, 3.7 mm



0 dB = 98.10 = 39.83 dB

#21_HAC_T-Coil_WCDMA V_HSPA_Ch4182_Axial (Z)

Communication System: WCDMA; Frequency: 836.4 MHz
Medium: Air Medium parameters used: $\sigma = 0$ S/m, $\varepsilon_r = 1$; $\rho = 0$ kg/m^3
Ambient Temperature：23.4 ℃

DASY5 Configuration:
- Probe: AM1DV3 - 3130; ; Calibrated: 2017/11/21
- Sensor-Surface: 0mm (Fix Surface)
- Electronics: DAE4 Sn1424; Calibrated: 2018/1/18
- Phantom: HAC Test Arch with AMCC; Type: SD HAC P01 BA;
- Measurement SW: DASY52, Version 52.10 (0);SEMCAD X Version 14.6.10 (7417)

General Scans/z (axial) 4.2mm 50 x 50/ABM Interpolated SNR(x,y,z) (121x121x1):

Interpolated grid: dx=1.000 mm, dy=1.000 mm
ABM1/ABM2 = 45.22 dB
ABM1 comp = 1.98 dBA/m
Location: 4, 0.2, 3.7 mm



0 dB = 182.3 = 45.22 dB

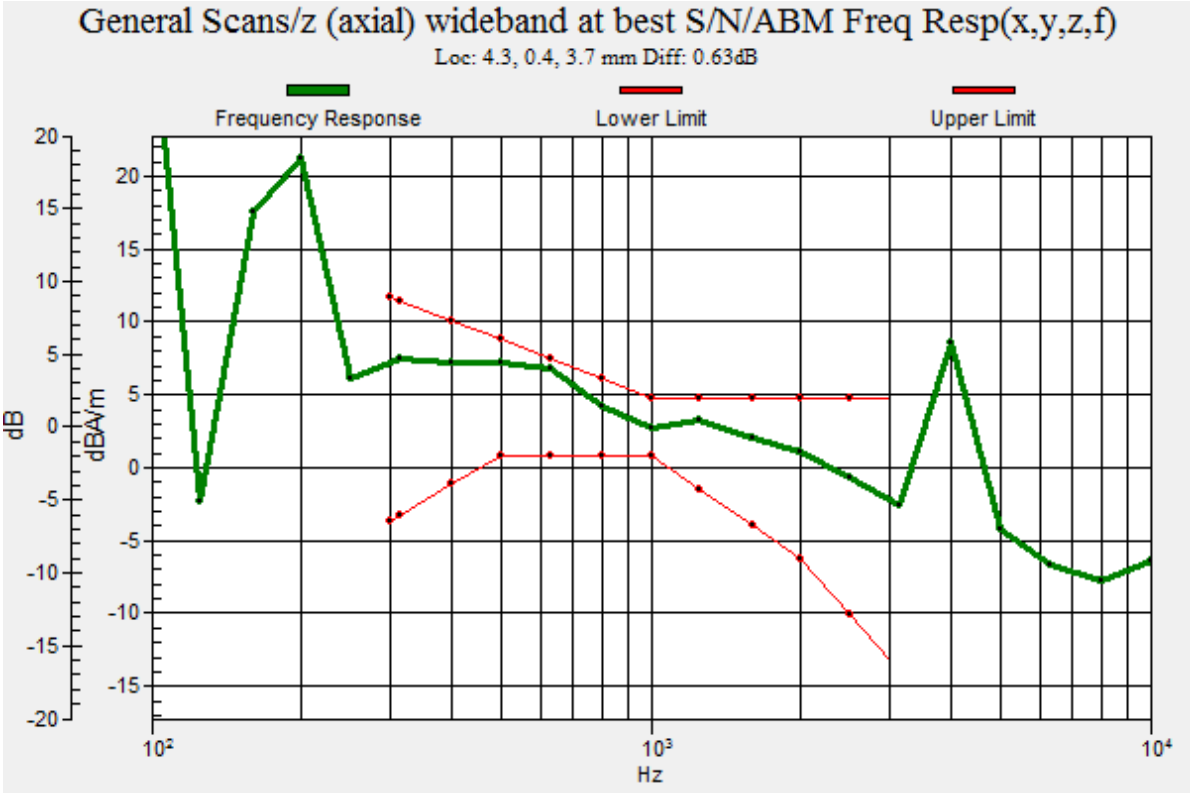
General Scans/z (axial) wideband at best S/N/ABM Freq Resp(x,y,z,f)
Loc: 4.3, 0.4, 3.7 mm Diff: 0.63dB
Frequency Response
Lower Limit
Upper Limit
dB
dBA/m
Hz

#21_HAC_T-Coil_WCDMA V_HSPA_Ch4182_Transversal (Y)

Communication System: WCDMA; Frequency: 836.4 MHz
Medium: Air Medium parameters used: $\sigma = 0$ S/m, $\varepsilon_r = 1$; $\rho = 0$ kg/m^3
Ambient Temperature：23.4 ℃

DASY5 Configuration:
- Probe: AM1DV3 - 3130; ; Calibrated: 2017/11/21
- Sensor-Surface: 0mm (Fix Surface)
- Electronics: DAE4 Sn1424; Calibrated: 2018/1/18
- Phantom: HAC Test Arch with AMCC; Type: SD HAC P01 BA;
- Measurement SW: DASY52, Version 52.10 (0);SEMCAD X Version 14.6.10 (7417)

General Scans/y (transversal) 4.2mm 50 x 50/ABM Interpolated SNR(x,y,z) (121x121x1):

Interpolated grid: dx=1.000 mm, dy=1.000 mm
ABM1/ABM2 = 39.93 dB
ABM1 comp = -6.55 dBA/m
Location: 4, -11, 3.7 mm



0 dB = 99.14 = 39.93 dB

#22_HAC_T-Coil_CDMA BC0_RTAP 153.6Kbps_Ch384_Axial (Z)

Communication System: CDMA T-Coil; Frequency: 836.52 MHz
Medium: Air Medium parameters used: $\sigma = 0$ S/m, $\varepsilon_r = 1$; $\rho = 0$ kg/m^3
Ambient Temperature：23.4 ℃

DASY5 Configuration:
- Probe: AM1DV3 - 3130; ; Calibrated: 2017/11/21
- Sensor-Surface: 0mm (Fix Surface)
- Electronics: DAE4 Sn1424; Calibrated: 2018/1/18
- Phantom: HAC Test Arch with AMCC; Type: SD HAC P01 BA;
- Measurement SW: DASY52, Version 52.10 (0);SEMCAD X Version 14.6.10 (7417)

General Scans/z (axial) 4.2mm 50 x 50/ABM Interpolated SNR(x,y,z) (121x121x1):

Interpolated grid: dx=1.000 mm, dy=1.000 mm
ABM1/ABM2 = 44.81 dB
ABM1 comp = 1.78 dBA/m
Location: 5.4, 0.2, 3.7 mm



0 dB = 173.9 = 44.81 dB

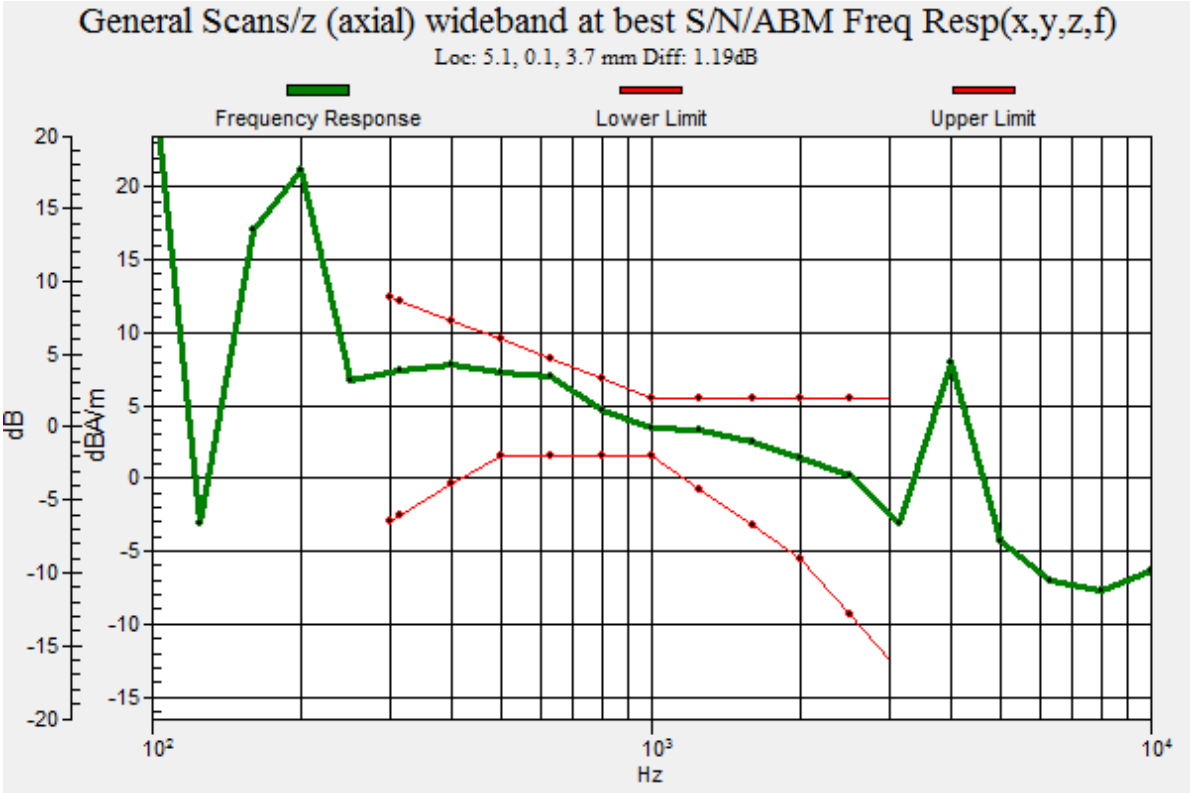
General Scans/z (axial) wideband at best S/N/ABM Freq Resp(x,y,z,f)
Loc: 5.1, 0.1, 3.7 mm Diff: 1.19dB
Frequency Response
Lower Limit
Upper Limit
dB
dBA/m
Hz

#22_HAC_T-Coil_CDMA BC0_RTAP 153.6Kbps_Ch384_Transversal (Y)

Communication System: CDMA T-Coil; Frequency: 836.52 MHz
Medium: Air Medium parameters used: $\sigma = 0$ S/m, $\varepsilon_r = 1$; $\rho = 0$ kg/m^3
Ambient Temperature：23.4 ℃

DASY5 Configuration:
- Probe: AM1DV3 - 3130; ; Calibrated: 2017/11/21
- Sensor-Surface: 0mm (Fix Surface)
- Electronics: DAE4 Sn1424; Calibrated: 2018/1/18
- Phantom: HAC Test Arch with AMCC; Type: SD HAC P01 BA;
- Measurement SW: DASY52, Version 52.10 (0);SEMCAD X Version 14.6.10 (7417)

General Scans/y (transversal) 4.2mm 50 x 50/ABM Interpolated SNR(x,y,z) (121x121x1):

Interpolated grid: dx=1.000 mm, dy=1.000 mm
ABM1/ABM2 = 40.35 dB
ABM1 comp = -6.69 dBA/m
Location: 2.6, -11, 3.7 mm



0 dB = 104.1 = 40.35 dB

#23_HAC_T-Coil_CDMA BC1_RTAP 153.6Kbps_Ch600_Axial (Z)

Communication System: CDMA T-Coil; Frequency: 1880 MHz
Medium: Air Medium parameters used: $\sigma = 0$ S/m, $\varepsilon_r = 1$; $\rho = 0$ kg/m^3
Ambient Temperature：23.4 ℃

DASY5 Configuration:
- Probe: AM1DV3 - 3130; ; Calibrated: 2017/11/21
- Sensor-Surface: 0mm (Fix Surface)
- Electronics: DAE4 Sn1424; Calibrated: 2018/1/18
- Phantom: HAC Test Arch with AMCC; Type: SD HAC P01 BA;
- Measurement SW: DASY52, Version 52.10 (0);SEMCAD X Version 14.6.10 (7417)

General Scans/z (axial) 4.2mm 50 x 50/ABM Interpolated SNR(x,y,z) (121x121x1):

Interpolated grid: dx=1.000 mm, dy=1.000 mm
ABM1/ABM2 = 44.65 dB
ABM1 comp = 2.05 dBA/m
Location: 4.7, 0.2, 3.7 mm



0 dB = 170.7 = 44.65 dB

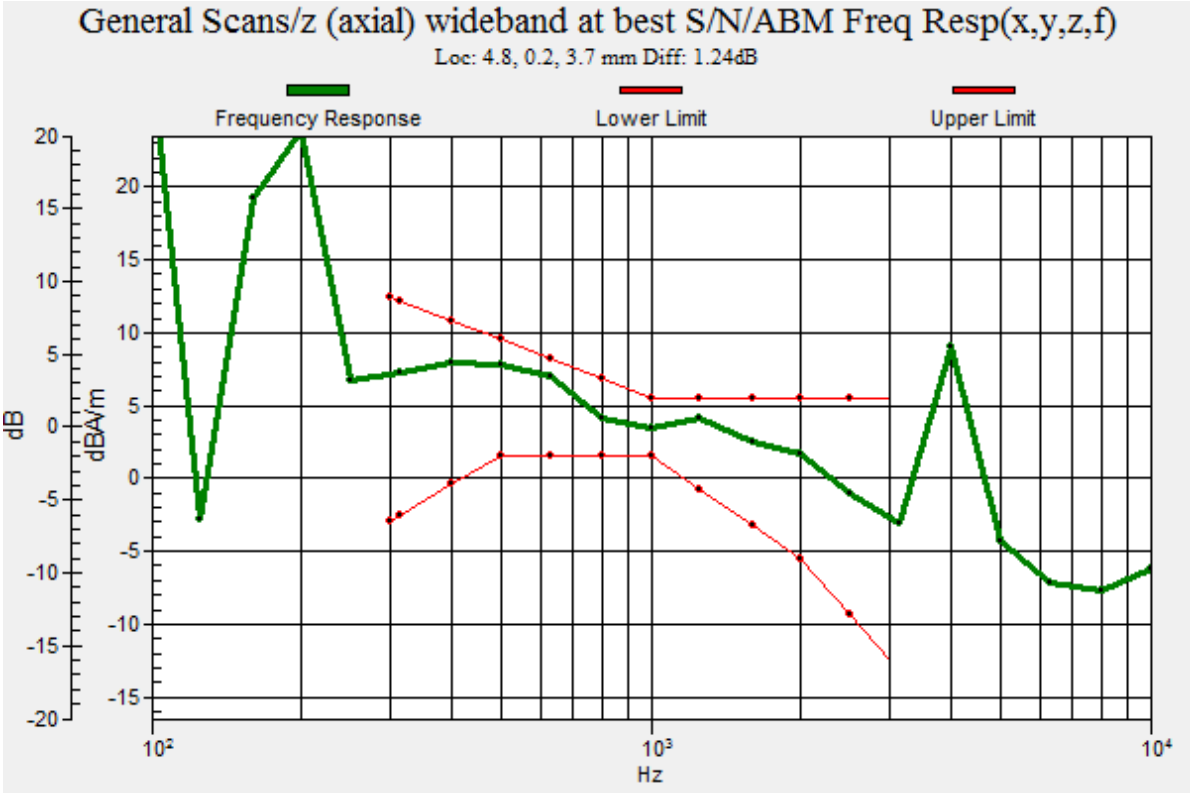
General Scans/z (axial) wideband at best S/N/ABM Freq Resp(x,y,z,f)
Loc: 4.8, 0.2, 3.7 mm Diff: 1.24dB
Frequency Response
Lower Limit
Upper Limit
dB
dBA/m
Hz

#23_HAC_T-Coil_CDMA BC1_RTAP 153.6Kbps_Ch600_Transversal (Y)

Communication System: CDMA T-Coil; Frequency: 1880 MHz
Medium: Air Medium parameters used: $\sigma = 0$ S/m, $\varepsilon_r = 1$; $\rho = 0$ kg/m^3
Ambient Temperature：23.4 ℃

DASY5 Configuration:
- Probe: AM1DV3 - 3130; ; Calibrated: 2017/11/21
- Sensor-Surface: 0mm (Fix Surface)
- Electronics: DAE4 Sn1424; Calibrated: 2018/1/18
- Phantom: HAC Test Arch with AMCC; Type: SD HAC P01 BA;
- Measurement SW: DASY52, Version 52.10 (0);SEMCAD X Version 14.6.10 (7417)

General Scans/y (transversal) 4.2mm 50 x 50/ABM Interpolated SNR(x,y,z) (121x121x1):

Interpolated grid: dx=1.000 mm, dy=1.000 mm
ABM1/ABM2 = 39.73 dB
ABM1 comp = -6.55 dBA/m
Location: 4, -11, 3.7 mm



0 dB = 96.98 = 39.73 dB

#24_HAC_T-Coil_LTE Band 2_20M_QPSK_1_0_Ch18900_Axial (Z)

Communication System: LTE ; Frequency: 1880 MHz
Medium: Air Medium parameters used: $\sigma = 0$ S/m, $\varepsilon_r = 1$; $\rho = 0$ kg/m^3
Ambient Temperature：23.4 ℃

DASY5 Configuration:
- Probe: AM1DV3 - 3130; ; Calibrated: 2017/11/21
- Sensor-Surface: 0mm (Fix Surface)
- Electronics: DAE4 Sn1424; Calibrated: 2018/1/18
- Phantom: HAC Test Arch with AMCC; Type: SD HAC P01 BA;
- Measurement SW: DASY52, Version 52.10 (0);SEMCAD X Version 14.6.10 (7417)

General Scans/z (axial) 4.2mm 50 x 50/ABM Interpolated SNR(x,y,z) (121x121x1):

Interpolated grid: dx=1.000 mm, dy=1.000 mm
ABM1/ABM2 = 44.26 dB
ABM1 comp = 1.28 dBA/m
Location: 4, 0.9, 3.7 mm

0 dB = 1.00 dB

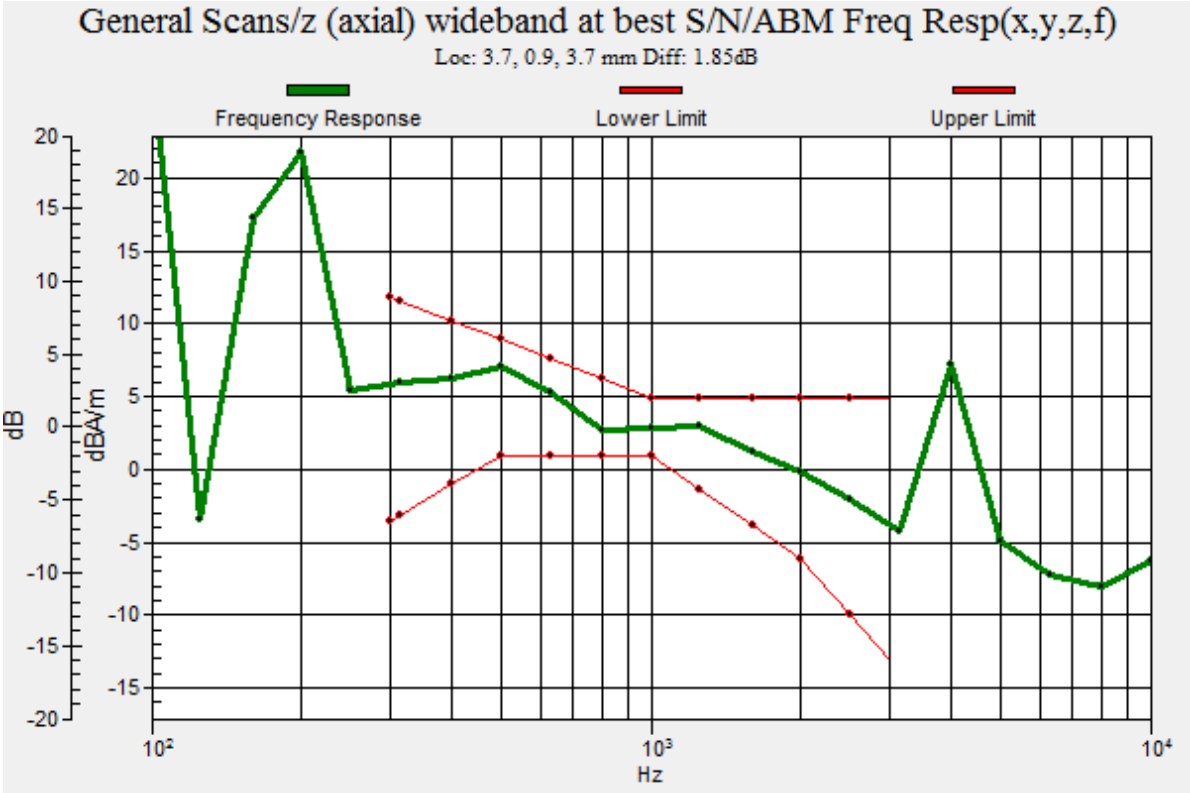
General Scans/z (axial) wideband at best S/N/ABM Freq Resp(x,y,z,f)
Loc: 3.7, 0.9, 3.7 mm Diff: 1.85dB
Frequency Response
Lower Limit
Upper Limit
dB
dBA/m
Hz

#24_HAC_T-Coil_LTE Band 2_20M_QPSK_1_0_Ch18900_Transversal (Y)

Communication System: LTE ; Frequency: 1880 MHz
Medium: Air Medium parameters used: $\sigma = 0$ S/m, $\varepsilon_r = 1$; $\rho = 0$ kg/m^3
Ambient Temperature：23.4 ℃

DASY5 Configuration:
- Probe: AM1DV3 - 3130; ; Calibrated: 2017/11/21
- Sensor-Surface: 0mm (Fix Surface)
- Electronics: DAE4 Sn1424; Calibrated: 2018/1/18
- Phantom: HAC Test Arch with AMCC; Type: SD HAC P01 BA;
- Measurement SW: DASY52, Version 52.10 (0);SEMCAD X Version 14.6.10 (7417)

General Scans/y (transversal) 4.2mm 50 x 50/ABM Interpolated SNR(x,y,z) (121x121x1):

Interpolated grid: dx=1.000 mm, dy=1.000 mm
ABM1/ABM2 = 40.00 dB
ABM1 comp = -7.04 dBA/m
Location: 3.3, 6.5, 3.7 mm



0 dB = 99.96 = 40.00 dB

#25_HAC_T-Coil_WLAN2.4GHz_802.11b 1Mbps_Ch6_Axial (Z)

Communication System: 802.11b ; Frequency: 2437 MHz
Medium: Air Medium parameters used: $\sigma = 0$ S/m, $\varepsilon_r = 1$; $\rho = 0$ kg/m^3
Ambient Temperature：23.4 ℃

DASY5 Configuration:
- Probe: AM1DV3 - 3130; ; Calibrated: 2017/11/21
- Sensor-Surface: 0mm (Fix Surface)
- Electronics: DAE4 Sn1424; Calibrated: 2018/1/18
- Phantom: HAC Test Arch with AMCC; Type: SD HAC P01 BA;
- Measurement SW: DASY52, Version 52.10 (0);SEMCAD X Version 14.6.10 (7417)

General Scans/z (axial) 4.2mm 50 x 50/ABM Interpolated SNR(x,y,z) (121x121x1):

Interpolatedgrid: dx=1.000 mm, dy=1.000 mm
ABM1/ABM2 = 40.65 dB
ABM1 comp = 2.94 dBA/m
Location: 4.7, -1.9, 3.7 mm



0 dB = 1.00 dB

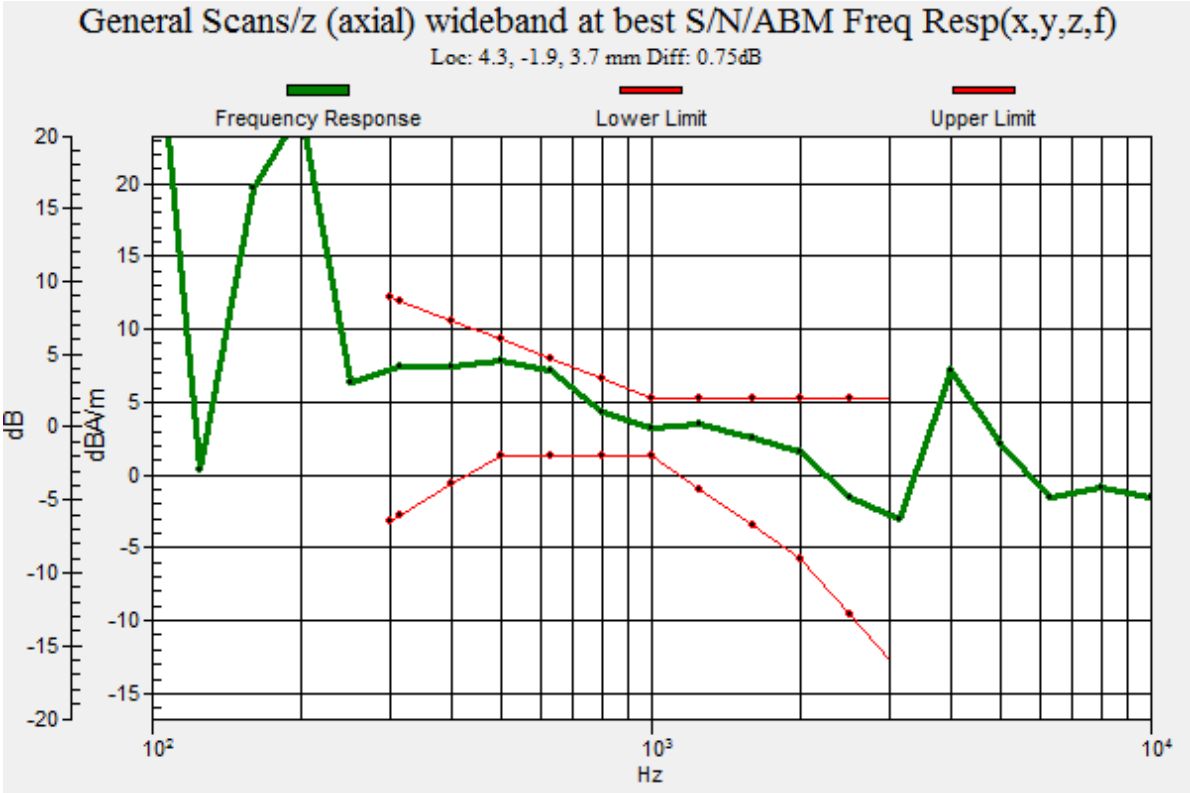
General Scans/z (axial) wideband at best S/N/ABM Freq Resp(x,y,z,f)
Loc: 4.3, -1.9, 3.7 mm Diff: 0.75dB
Frequency Response
Lower Limit
Upper Limit
dB
dBA/m
Hz

#25_HAC_T-Coil_WLAN2.4GHz_802.11b 1Mbps_Ch6_Transversal (Y)

Communication System: 802.11b ; Frequency: 2437 MHz
Medium: Air Medium parameters used: $\sigma = 0$ S/m, $\varepsilon_r = 1$; $\rho = 0$ kg/m^3
Ambient Temperature：23.4 ℃

DASY5 Configuration:
- Probe: AM1DV3 - 3130; ; Calibrated: 2017/11/21
- Sensor-Surface: 0mm (Fix Surface)
- Electronics: DAE4 Sn1424; Calibrated: 2018/1/18
- Phantom: HAC Test Arch with AMCC; Type: SD HAC P01 BA;
- Measurement SW: DASY52, Version 52.10 (0);SEMCAD X Version 14.6.10 (7417)

General Scans/y (transversal) 4.2mm 50 x 50/ABM Interpolated SNR(x,y,z) (121x121x1):

Interpolated grid: dx=1.000 mm, dy=1.000 mm
ABM1/ABM2 = 35.56 dB
ABM1 comp = -8.37 dBA/m
Location: 0.5, -11, 3.7 mm



0 dB = 60.01 = 35.56 dB

#26_HAC_T-Coil_WLAN5GHz_802.11a 6Mbps_Ch40_Axial (Z)

Communication System: 802.11a ; Frequency: 5200 MHz
Medium: Air Medium parameters used: $\sigma = 0$ S/m, $\varepsilon_r = 1$; $\rho = 0$ kg/m^3
Ambient Temperature：23.4 ℃

DASY5 Configuration:
- Probe: AM1DV3 - 3130; ; Calibrated: 2017/11/21
- Sensor-Surface: 0mm (Fix Surface)
- Electronics: DAE4 Sn1424; Calibrated: 2018/1/18
- Phantom: HAC Test Arch with AMCC; Type: SD HAC P01 BA;
- Measurement SW: DASY52, Version 52.10 (0);SEMCAD X Version 14.6.10 (7417)

General Scans/z (axial) 4.2mm 50 x 50/ABM Interpolated SNR(x,y,z) (121x121x1):

Interpolated grid: dx=1.000 mm, dy=1.000 mm
ABM1/ABM2 = 40.84 dB
ABM1 comp = 2.74 dBA/m
Location: 4, -3.3, 3.7 mm



0 dB = 1.00 dB

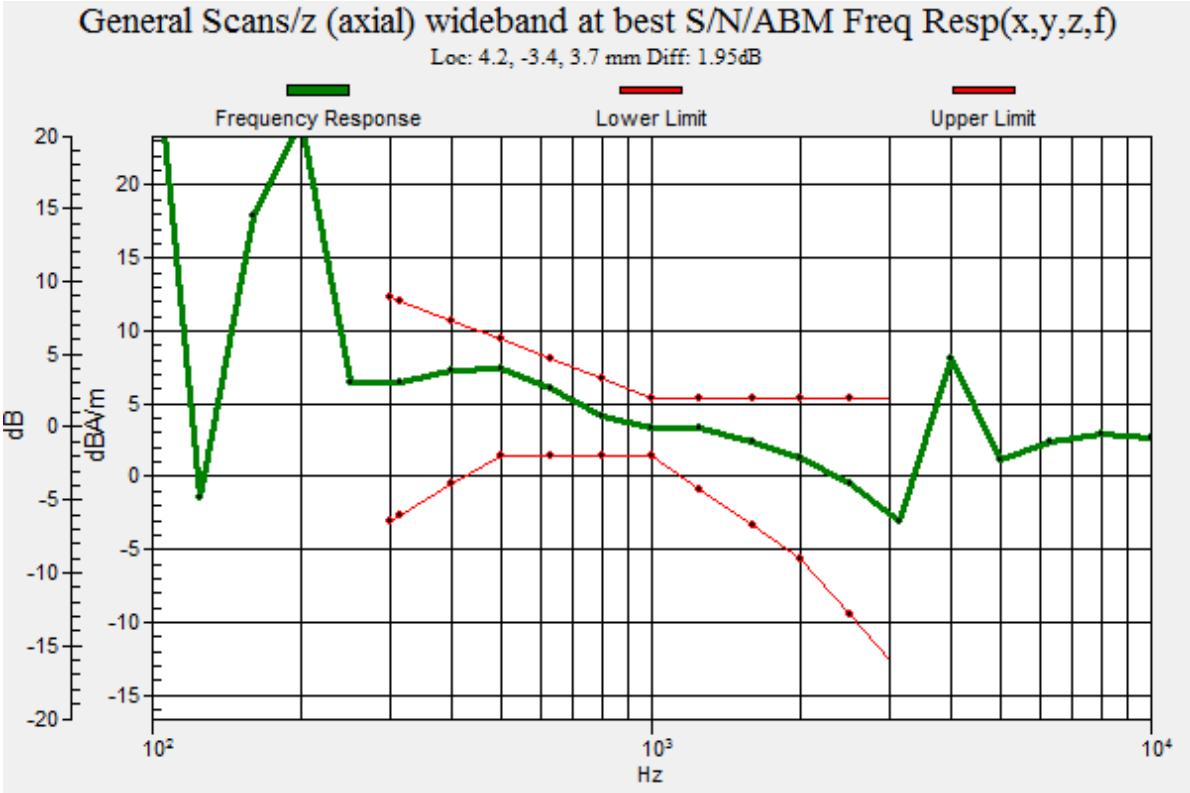
General Scans/z (axial) wideband at best S/N/ABM Freq Resp(x,y,z,f)
Loc: 4.2, -3.4, 3.7 mm Diff: 1.95dB
Frequency Response
Lower Limit
Upper Limit
dB
dBA/m
Hz

#26_HAC_T-Coil_WLAN5GHz_802.11a 6Mbps_Ch40_Transversal (Y)

Communication System: 802.11a ; Frequency: 5200 MHz
Medium: Air Medium parameters used: $\sigma = 0$ S/m, $\varepsilon_r = 1$; $\rho = 0$ kg/m^3
Ambient Temperature：23.4 ℃

DASY5 Configuration:
- Probe: AM1DV3 - 3130; ; Calibrated: 2017/11/21
- Sensor-Surface: 0mm (Fix Surface)
- Electronics: DAE4 Sn1424; Calibrated: 2018/1/18
- Phantom: HAC Test Arch with AMCC; Type: SD HAC P01 BA;
- Measurement SW: DASY52, Version 52.10 (0);SEMCAD X Version 14.6.10 (7417)

General Scans/y (transversal) 4.2mm 50 x 50/ABM Interpolated SNR(x,y,z) (121x121x1):

Interpolated grid: dx=1.000 mm, dy=1.000 mm
ABM1/ABM2 = 36.43 dB
ABM1 comp = -9.47 dBA/m
Location: -0.9, -11, 3.7 mm



0 dB = 66.33 = 36.43 dB