#01_HAC_T-Coil_GSM850_Voice_Ch189_Axial (Z)

Communication System: GSM850 Frequency: 836.4 MHz
Medium: Air Medium parameters used: $\sigma = 0$ S/m, $\varepsilon_r = 1$; $\rho = 0$ kg/m^3
Ambient Temperature：23.8 ℃

DASY5 Configuration:
- Probe: AM1DV3 - 3130; ; Calibrated: 2017/11/21
- Sensor-Surface: 0mm (Fix Surface)
- Electronics: DAE4 Sn910; Calibrated: 2018/6/21
- Phantom: HAC Test Arch with AMCC; Type: SD HAC P01 BA;
- Measurement SW: DASY52, Version 52.10 (0);SEMCAD X Version 14.6.10 (7417)

General Scans/z (axial) 4.2mm 50 x 50/ABM Interpolated SNR(x,y,z) (121x121x1):

Interpolated grid: dx=1.000 mm, dy=1.000 mm
ABM1/ABM2 = 25.81 dB
ABM1 comp = -5.55 dBA/m
Location: 6.1, -10.3, 3.7 mm



0 dB = 19.53 = 25.81 dB

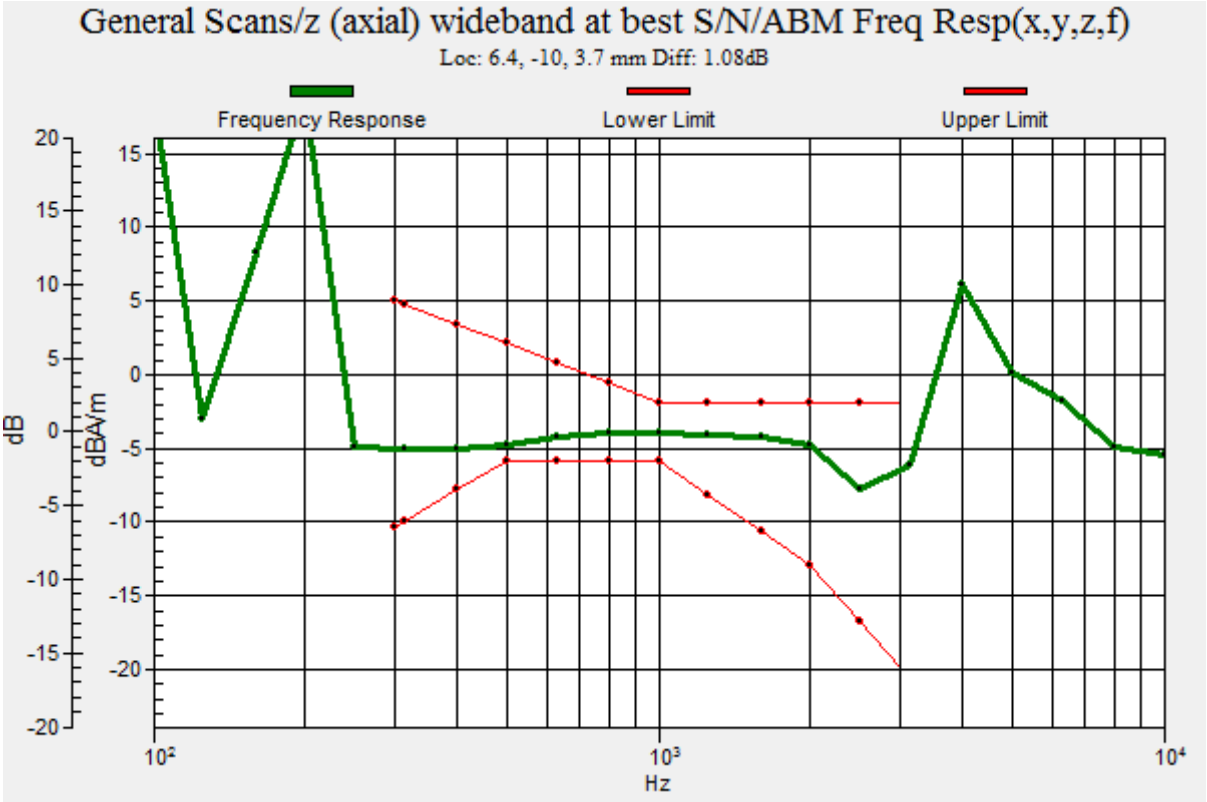
General Scans/z (axial) wideband at best S/N/ABM Freq Resp(x,y,z,f)
Loc: 6.4, -10, 3.7 mm Diff: 1.08dB
Frequency Response
Lower Limit
Upper Limit
dB
dBA/m
Hz

#01_HAC_T-Coil_GSM850_Voice_Ch189_Transversal (Y)

Communication System: GSM850; Frequency: 836.4 MHz
Medium: Air Medium parameters used: $\sigma = 0$ S/m, $\varepsilon_r = 1$; $\rho = 0$ kg/m^3
Ambient Temperature：23.8 ℃

DASY5 Configuration:
- Probe: AM1DV3 - 3130; ; Calibrated: 2017/11/21
- Sensor-Surface: 0mm (Fix Surface)
- Electronics: DAE4 Sn910; Calibrated: 2018/6/21
- Phantom: HAC Test Arch with AMCC; Type: SD HAC P01 BA;
- Measurement SW: DASY52, Version 52.10 (0);SEMCAD X Version 14.6.10 (7417)

General Scans/y (transversal) 4.2mm 50 x 50/ABM Interpolated SNR(x,y,z) (121x121x1):

Interpolated grid: dx=1.000 mm, dy=1.000 mm
ABM1/ABM2 = 35.42 dB
ABM1 comp = -14.20 dBA/m
Location: 6.1, 0.9, 3.7 mm

0 dB = 58.99 = 35.42 dB

#02_HAC_T-Coil_GSM1900_Voice_Ch661_Axial (Z)

Communication System: PCS; Frequency: 1880 MHz
Medium: Air Medium parameters used: $\sigma = 0$ S/m, $\varepsilon_r = 1$; $\rho = 0$ kg/m^3
Ambient Temperature：23.8 ℃

DASY5 Configuration:
- Probe: AM1DV3 - 3130; ; Calibrated: 2017/11/21
- Sensor-Surface: 0mm (Fix Surface)
- Electronics: DAE4 Sn910; Calibrated: 2018/6/21
- Phantom: HAC Test Arch with AMCC; Type: SD HAC P01 BA;
- Measurement SW: DASY52, Version 52.10 (0);SEMCAD X Version 14.6.10 (7417)

General Scans/z (axial) 4.2mm 50 x 50/ABM Interpolated SNR(x,y,z) (121x121x1):

Interpolated grid: dx=1.000 mm, dy=1.000 mm
ABM1/ABM2 = 37.86 dB
ABM1 comp = -4.47 dBA/m
Location: 7.5, -9.6, 3.7 mm

0 dB = 78.18 = 37.86 dB

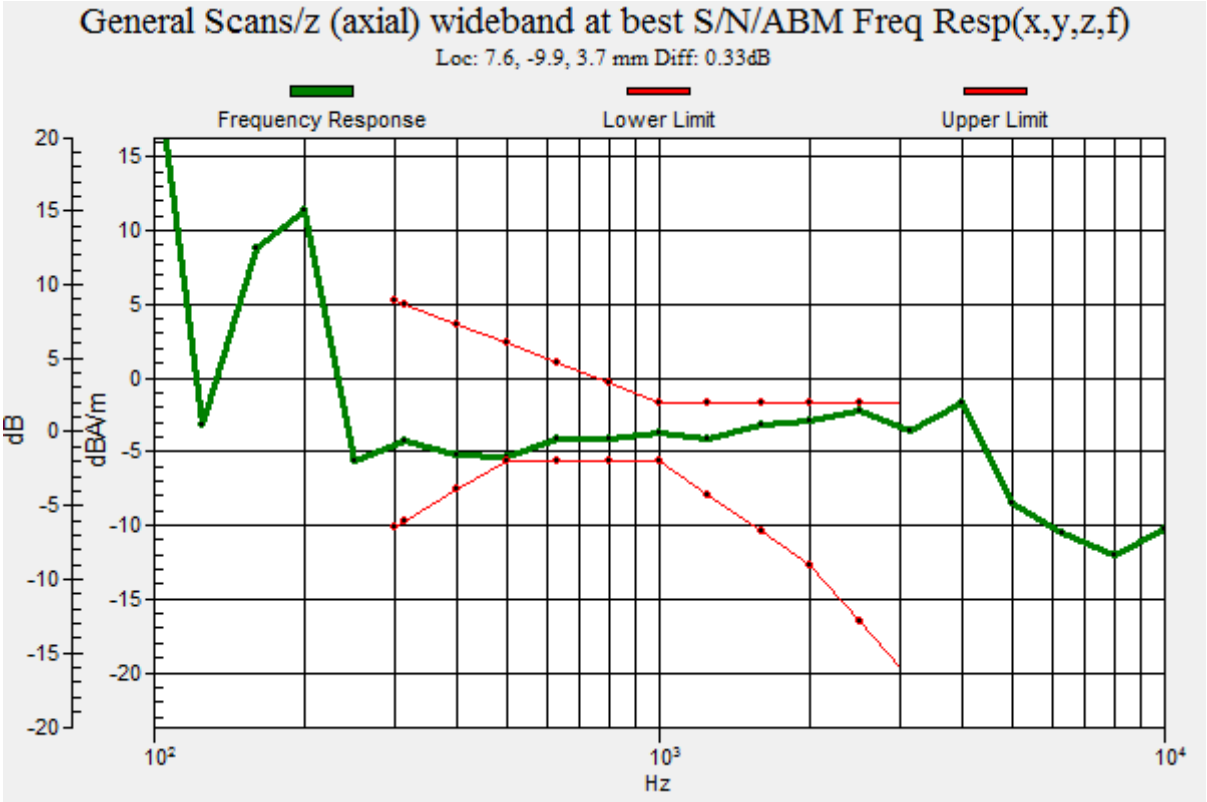
General Scans/z (axial) wideband at best S/N/ABM Freq Resp(x,y,z,f)
Loc: 7.6, -9.9, 3.7 mm Diff: 0.33dB
Frequency Response
Lower Limit
Upper Limit
dB
dBA/m
Hz
20
15
10
5
0
-5
-10
-15
-20
10^2
10^3
10^4

#02_HAC_T-Coil_GSM1900_Voice_Ch661_Transversal (Y)

Communication System: PCS; Frequency: 1880 MHz
Medium: Air Medium parameters used: $\sigma = 0$ S/m, $\varepsilon_r = 1$; $\rho = 0$ kg/m^3
Ambient Temperature：23.8 ℃

DASY5 Configuration:
- Probe: AM1DV3 - 3130; ; Calibrated: 2017/11/21
- Sensor-Surface: 0mm (Fix Surface)
- Electronics: DAE4 Sn910; Calibrated: 2018/6/21
- Phantom: HAC Test Arch with AMCC; Type: SD HAC P01 BA;
- Measurement SW: DASY52, Version 52.10 (0);SEMCAD X Version 14.6.10 (7417)

General Scans/y (transversal) 4.2mm 50 x 50/ABM Interpolated SNR(x,y,z) (121x121x1):

Interpolated grid: dx=1.000 mm, dy=1.000 mm
ABM1/ABM2 = 38.41 dB
ABM1 comp = -13.29 dBA/m
Location: 6.8, 0.9, 3.7 mm

0 dB = 83.23 = 38.41 dB

#03_HAC_T-Coil_WCDMA II_Voice_Ch9400_Axial (Z)

Communication System: WCDMA ; Frequency: 1880 MHz
Medium: Air Medium parameters used: $\sigma = 0$ S/m, $\varepsilon_r = 1$; $\rho = 0$ kg/m^3
Ambient Temperature：23.8 ℃

DASY5 Configuration:
- Probe: AM1DV3 - 3130; ; Calibrated: 2017/11/21
- Sensor-Surface: 0mm (Fix Surface)
- Electronics: DAE4 Sn910; Calibrated: 2018/6/21
- Phantom: HAC Test Arch with AMCC; Type: SD HAC P01 BA;
- Measurement SW: DASY52, Version 52.10 (0);SEMCAD X Version 14.6.10 (7417)

General Scans/z (axial) 4.2mm 50 x 50/ABM Interpolated SNR(x,y,z) (121x121x1):

Interpolated grid: dx=1.000 mm, dy=1.000 mm
ABM1/ABM2 = 43.29 dB
ABM1 comp = -5.38 dBA/m
Location: 8.9, -9.6, 3.7 mm

0 dB = 146.0 = 43.29 dB

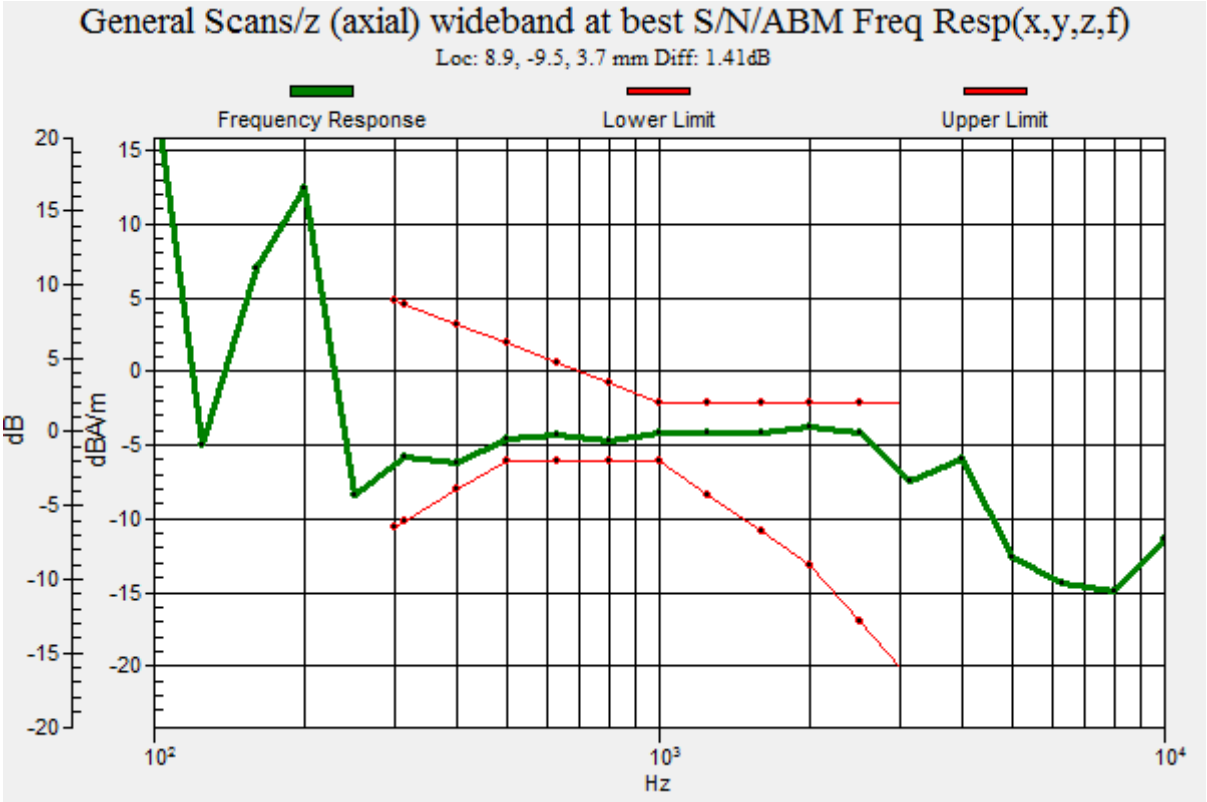
General Scans/z (axial) wideband at best S/N/ABM Freq Resp(x,y,z,f)
Loc: 8.9, -9.5, 3.7 mm Diff: 1.41dB
Frequency Response
Lower Limit
Upper Limit
dB
dBA/m
Hz
20
15
10
5
0
-5
-10
-15
-20
10^2
10^3
10^4

#03_HAC_T-Coil_WCDMA II_Voice_Ch9400_Transversal (Y)

Communication System: WCDMA ; Frequency: 1880 MHz
Medium: Air Medium parameters used: $\sigma = 0$ S/m, $\varepsilon_r = 1$; $\rho = 0$ kg/m^3
Ambient Temperature：23.8 ℃

DASY5 Configuration:
- Probe: AM1DV3 - 3130; ; Calibrated: 2017/11/21
- Sensor-Surface: 0mm (Fix Surface)
- Electronics: DAE4 Sn910; Calibrated: 2018/6/21
- Phantom: HAC Test Arch with AMCC; Type: SD HAC P01 BA;
- Measurement SW: DASY52, Version 52.10 (0);SEMCAD X Version 14.6.10 (7417)

General Scans/y (transversal) 4.2mm 50 x 50/ABM Interpolated SNR(x,y,z) (121x121x1):

Interpolated grid: dx=1.000 mm, dy=1.000 mm
ABM1/ABM2 = 38.25 dB
ABM1 comp = -13.11 dBA/m
Location: 8.2, -18, 3.7 mm

0 dB = 81.79 = 38.25 dB

#04_HAC_T-Coil_WCDMA IV_Voice_Ch1413_Axial (Z)

Communication System: WCDMA ; Frequency: 1732.6 MHz
Medium: Air Medium parameters used: $\sigma = 0$ S/m, $\varepsilon_r = 1$; $\rho = 0$ kg/m^3
Ambient Temperature：23.8 ℃

DASY5 Configuration:
- Probe: AM1DV3 - 3130; ; Calibrated: 2017/11/21
- Sensor-Surface: 0mm (Fix Surface)
- Electronics: DAE4 Sn910; Calibrated: 2018/6/21
- Phantom: HAC Test Arch with AMCC; Type: SD HAC P01 BA;
- Measurement SW: DASY52, Version 52.10 (0);SEMCAD X Version 14.6.10 (7417)

General Scans/z (axial) 4.2mm 50 x 50/ABM Interpolated SNR(x,y,z) (121x121x1):

Interpolated grid: dx=1.000 mm, dy=1.000 mm
ABM1/ABM2 = 45.20 dB
ABM1 comp = -3.76 dBA/m
Location: 8.8, -10, 3.7 mm

0 dB = 182.1 = 45.20 dB

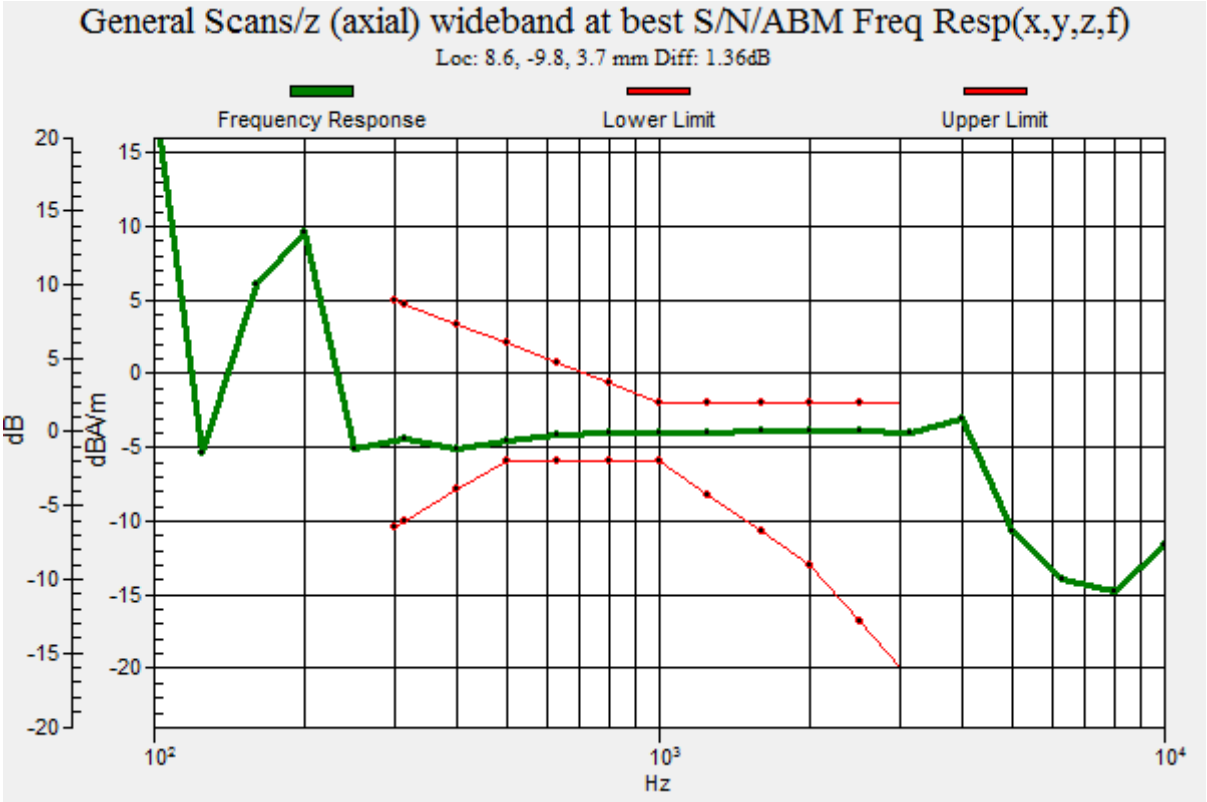
General Scans/z (axial) wideband at best S/N/ABM Freq Resp(x,y,z,f)
Loc: 8.6, -9.8, 3.7 mm Diff: 1.36dB
Frequency Response
Lower Limit
Upper Limit
dB
dBA/m
Hz
20
15
10
5
0
-5
-10
-15
-20
10^2
10^3
10^4

#04_HAC_T-Coil_WCDMA IV_Voice_Ch1413_Transversal (Y)

Communication System: WCDMA ; Frequency: 1732.6 MHz
Medium: Air Medium parameters used: $\sigma = 0$ S/m, $\varepsilon_r = 1$; $\rho = 0$ kg/m^3
Ambient Temperature：23.8 ℃

DASY5 Configuration:
- Probe: AM1DV3 - 3130; ; Calibrated: 2017/11/21
- Sensor-Surface: 0mm (Fix Surface)
- Electronics: DAE4 Sn910; Calibrated: 2018/6/21
- Phantom: HAC Test Arch with AMCC; Type: SD HAC P01 BA;
- Measurement SW: DASY52, Version 52.10 (0);SEMCAD X Version 14.6.10 (7417)

General Scans/y (transversal) 4.2mm 50 x 50/ABM Interpolated SNR(x,y,z) (121x121x1):

Interpolated grid: dx=1.000 mm, dy=1.000 mm
ABM1/ABM2 = 38.58 dB
ABM1 comp = -12.17 dBA/m
Location: 7.9, -17.1, 3.7 mm



0 dB = 84.89 = 38.58 dB

#05_HAC_T-Coil_WCDMA V_Voice_Ch4182_Axial (Z)

Communication System: WCDMA; Frequency: 836.4 MHz
Medium: Air Medium parameters used: $\sigma = 0$ S/m, $\varepsilon_r = 1$; $\rho = 0$ kg/m^3
Ambient Temperature：23.8 ℃

DASY5 Configuration:
- Probe: AM1DV3 - 3130; ; Calibrated: 2017/11/21
- Sensor-Surface: 0mm (Fix Surface)
- Electronics: DAE4 Sn910; Calibrated: 2018/6/21
- Phantom: HAC Test Arch with AMCC; Type: SD HAC P01 BA;
- Measurement SW: DASY52, Version 52.10 (0);SEMCAD X Version 14.6.10 (7417)

General Scans/z (axial) 4.2mm 50 x 50/ABM Interpolated SNR(x,y,z) (121x121x1):

Interpolated grid: dx=1.000 mm, dy=1.000 mm
ABM1/ABM2 = 44.84 dB
ABM1 comp = -5.40 dBA/m
Location: 9.6, -8.9, 3.7 mm

0 dB = 174.5 = 44.84 dB

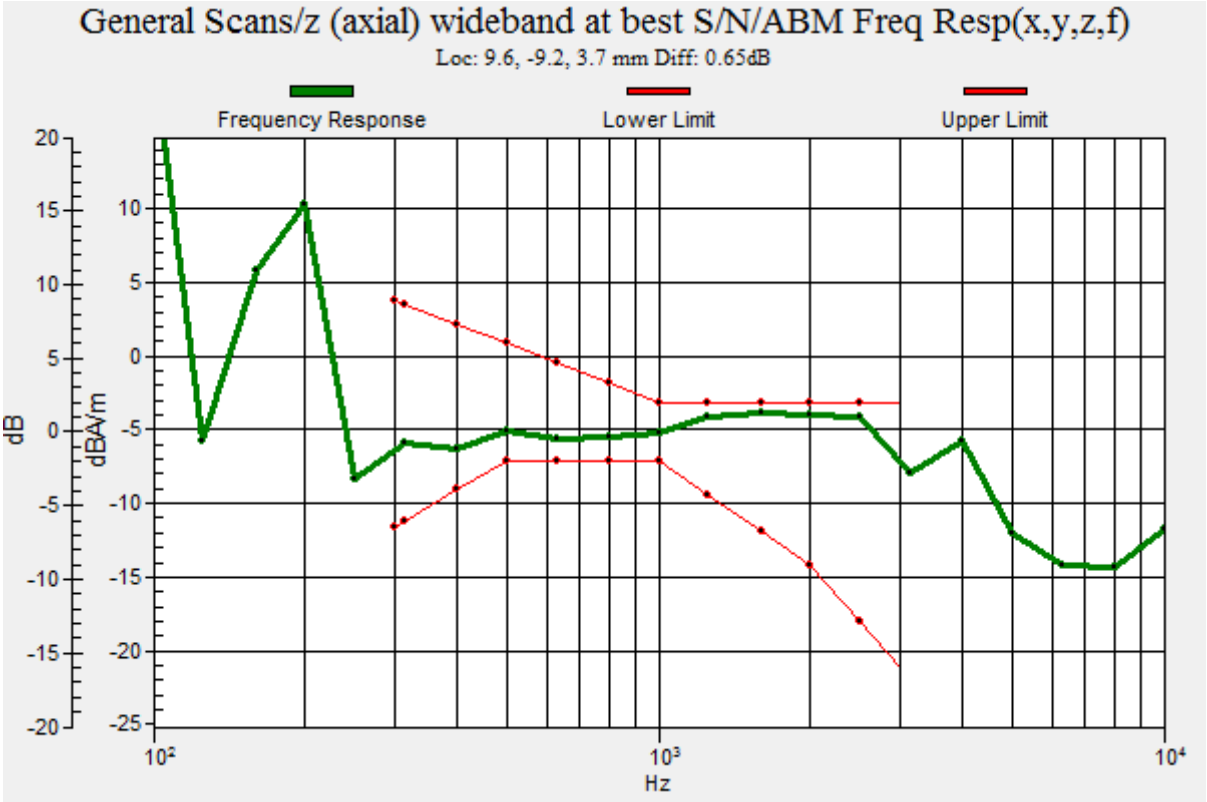
General Scans/z (axial) wideband at best S/N/ABM Freq Resp(x,y,z,f)
Loc: 9.6, -9.2, 3.7 mm Diff: 0.65dB
Frequency Response
Lower Limit
Upper Limit
dB
dBA/m
Hz

#05_HAC_T-Coil_WCDMA V_Voice_Ch4182_Transversal (Y)

Communication System: WCDMA; Frequency: 836.4 MHz
Medium: Air Medium parameters used: $\sigma = 0$ S/m, $\varepsilon_r = 1$; $\rho = 0$ kg/m^3
Ambient Temperature：23.8 ℃

DASY5 Configuration:
- Probe: AM1DV3 - 3130; ; Calibrated: 2017/11/21
- Sensor-Surface: 0mm (Fix Surface)
- Electronics: DAE4 Sn910; Calibrated: 2018/6/21
- Phantom: HAC Test Arch with AMCC; Type: SD HAC P01 BA;
- Measurement SW: DASY52, Version 52.10 (0);SEMCAD X Version 14.6.10 (7417)

General Scans/y (transversal) 4.2mm 50 x 50/ABM Interpolated SNR(x,y,z) (121x121x1):

Interpolated grid: dx=1.000 mm, dy=1.000 mm
ABM1/ABM2 = 38.49 dB
ABM1 comp = -12.80 dBA/m
Location: 8.2, -18, 3.7 mm

0 dB = 84.02 = 38.49 dB

#06_HAC_T-Coil_LTE Band 2_20M_QPSK_1_0_Ch18900_Axial (Z)

Communication System: LTE ; Frequency: 1880 MHz
Medium: Air Medium parameters used: $\sigma = 0$ S/m, $\varepsilon_r = 1$; $\rho = 0$ kg/m^3
Ambient Temperature：23.8 ℃

DASY5 Configuration:
- Probe: AM1DV3 - 3130; ; Calibrated: 2017/11/21
- Sensor-Surface: 0mm (Fix Surface)
- Electronics: DAE4 Sn910; Calibrated: 2018/6/21
- Phantom: HAC Test Arch with AMCC; Type: SD HAC P01 BA;
- Measurement SW: DASY52, Version 52.10 (0);SEMCAD X Version 14.6.10 (7417)

General Scans/z (axial) 4.2mm 50 x 50/ABM Interpolated SNR(x,y,z) (121x121x1):

Interpolated grid: dx=1.000 mm, dy=1.000 mm
ABM1/ABM2 = 39.60 dB
ABM1 comp = -7.22 dBA/m
Location: 8.2, -8.9, 3.7 mm

0 dB = 95.46 = 39.60 dB

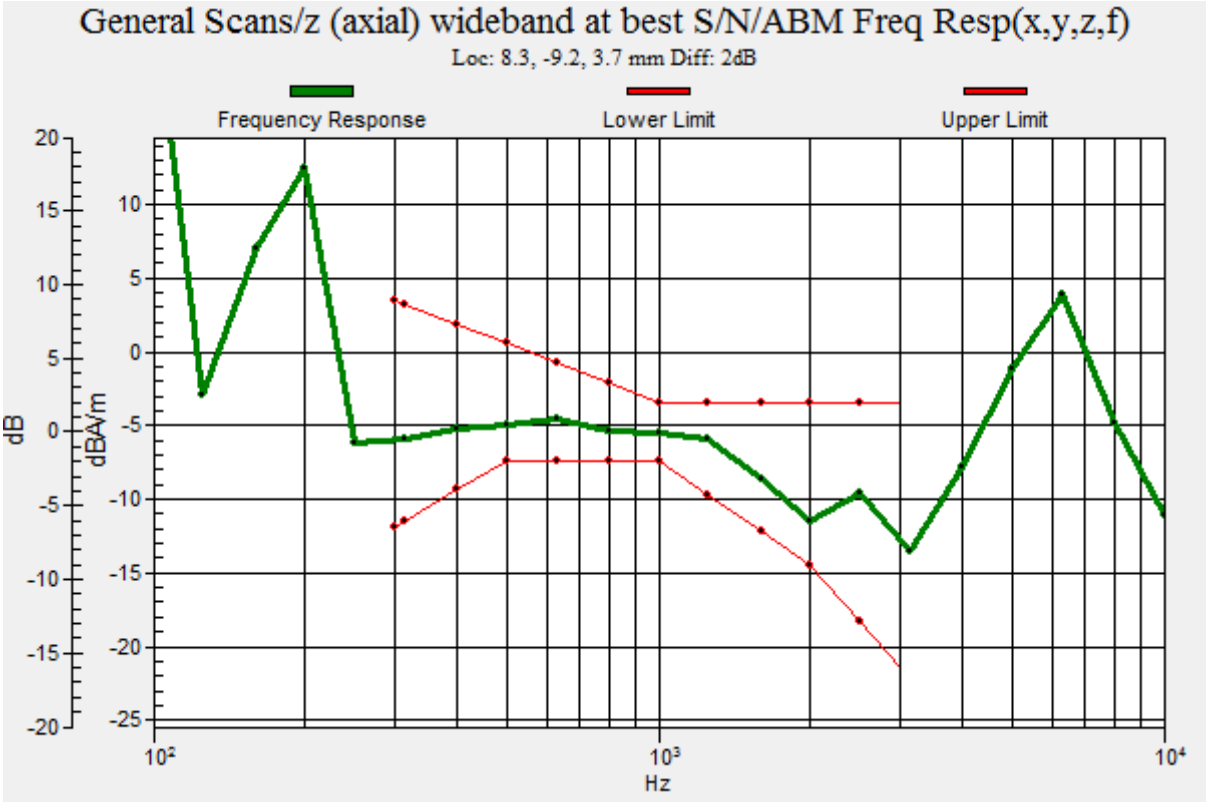
General Scans/z (axial) wideband at best S/N/ABM Freq Resp(x,y,z,f)
Loc: 8.3, -9.2, 3.7 mm Diff: 2dB
Frequency Response
Lower Limit
Upper Limit
dB
dBA/m
Hz

#06_HAC_T-Coil_LTE Band 2_20M_QPSK_1_0_Ch18900_Transversal (Y)

Communication System: LTE ; Frequency: 1880 MHz
Medium: Air Medium parameters used: $\sigma = 0$ S/m, $\varepsilon_r = 1$; $\rho = 0$ kg/m^3
Ambient Temperature：23.8 ℃

DASY5 Configuration:
- Probe: AM1DV3 - 3130; ; Calibrated: 2017/11/21
- Sensor-Surface: 0mm (Fix Surface)
- Electronics: DAE4 Sn910; Calibrated: 2018/6/21
- Phantom: HAC Test Arch with AMCC; Type: SD HAC P01 BA;
- Measurement SW: DASY52, Version 52.10 (0);SEMCAD X Version 14.6.10 (7417)

General Scans/y (transversal) 4.2mm 50 x 50/ABM Interpolated SNR(x,y,z) (121x121x1):

Interpolated grid: dx=1.000 mm, dy=1.000 mm
ABM1/ABM2 = 36.15 dB
ABM1 comp = -14.77 dBA/m
Location: 8.2, -18, 3.7 mm



0 dB = 64.20 = 36.15 dB

#07_HAC_T-Coil_LTE Band 5_10M_QPSK_1_0_Ch20525_Axial (Z)

Communication System: LTE; Frequency: 836.5 MHz
Medium: Air Medium parameters used: $\sigma = 0$ S/m, $\varepsilon_r = 1$; $\rho = 0$ kg/m^3
Ambient Temperature：23.8 ℃

DASY5 Configuration:
- Probe: AM1DV3 - 3130; ; Calibrated: 2017/11/21
- Sensor-Surface: 0mm (Fix Surface)
- Electronics: DAE4 Sn910; Calibrated: 2018/6/21
- Phantom: HAC Test Arch with AMCC; Type: SD HAC P01 BA;
- Measurement SW: DASY52, Version 52.10 (0);SEMCAD X Version 14.6.10 (7417)

General Scans/z (axial) 4.2mm 50 x 50/ABM Interpolated SNR(x,y,z) (121x121x1):

Interpolated grid: dx=1.000 mm, dy=1.000 mm
ABM1/ABM2 = 41.11 dB
ABM1 comp = -6.50 dBA/m
Location: 7.5, -8.3, 3.7 mm

0 dB = 113.7 = 41.11 dB

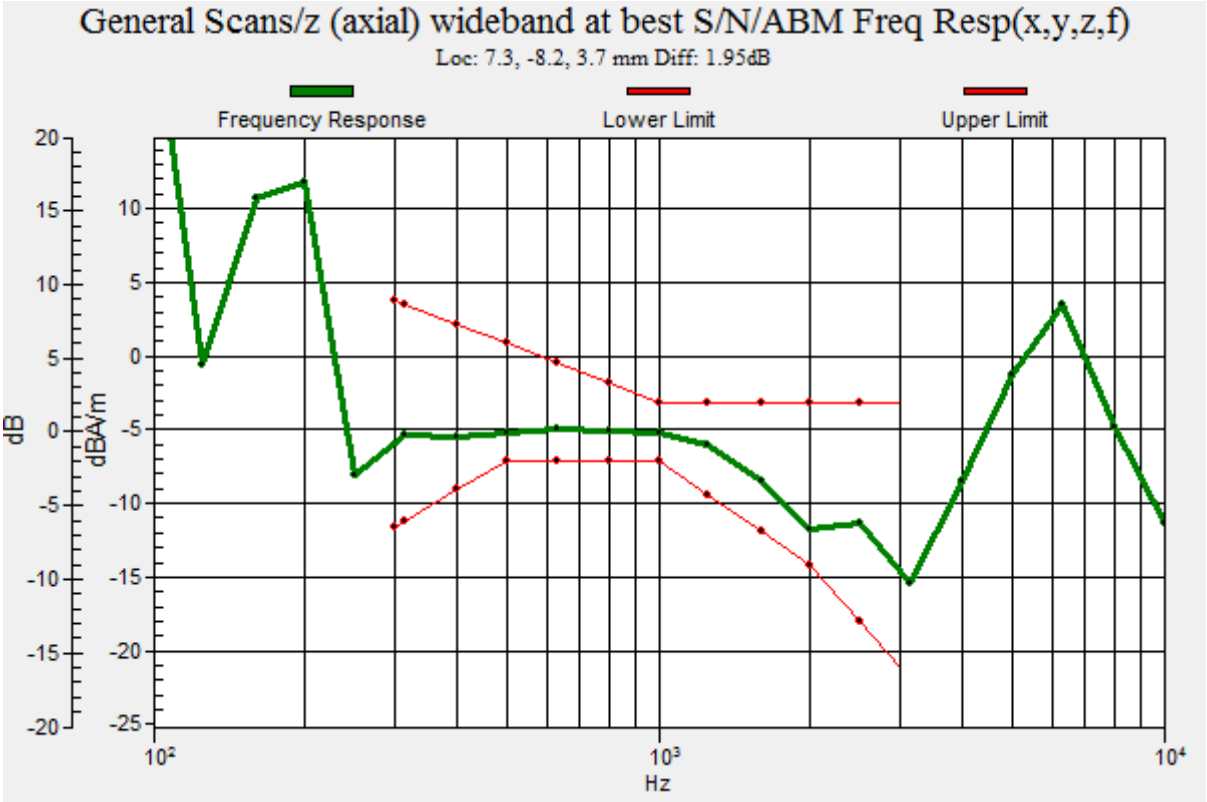
General Scans/z (axial) wideband at best S/N/ABM Freq Resp(x,y,z,f)
Loc: 7.3, -8.2, 3.7 mm Diff: 1.95dB
Frequency Response
Lower Limit
Upper Limit
dB
dBA/m
Hz

#07_HAC_T-Coil_LTE Band 5_10M_QPSK_1_0_Ch20525_Transversal (Y)

Communication System: LTE; Frequency: 836.5 MHz
Medium: Air Medium parameters used: $\sigma = 0$ S/m, $\varepsilon_r = 1$; $\rho = 0$ kg/m^3
Ambient Temperature：23.8 ℃

DASY5 Configuration:
- Probe: AM1DV3 - 3130; ; Calibrated: 2017/11/21
- Sensor-Surface: 0mm (Fix Surface)
- Electronics: DAE4 Sn910; Calibrated: 2018/6/21
- Phantom: HAC Test Arch with AMCC; Type: SD HAC P01 BA;
- Measurement SW: DASY52, Version 52.10 (0);SEMCAD X Version 14.6.10 (7417)

General Scans/y (transversal) 4.2mm 50 x 50/ABM Interpolated SNR(x,y,z) (121x121x1):

Interpolated grid: dx=1.000 mm, dy=1.000 mm
ABM1/ABM2 = 36.07 dB
ABM1 comp = -14.92 dBA/m
Location: 5.8, -17.1, 3.7 mm



0 dB = 63.63 = 36.07 dB

#08_HAC_T-Coil_LTE Band 7_20M_QPSK_1_0_Ch21100_Axial (Z)

Communication System: LTE ; Frequency: 2535 MHz
Medium: Air Medium parameters used: $\sigma = 0$ S/m, $\varepsilon_r = 1$; $\rho = 0$ kg/m^3
Ambient Temperature：23.8 ℃

DASY5 Configuration:
- Probe: AM1DV3 - 3130; ; Calibrated: 2017/11/21
- Sensor-Surface: 0mm (Fix Surface)
- Electronics: DAE4 Sn910; Calibrated: 2018/6/21
- Phantom: HAC Test Arch with AMCC; Type: SD HAC P01 BA;
- Measurement SW: DASY52, Version 52.10 (0);SEMCAD X Version 14.6.10 (7417)

General Scans/z (axial) 4.2mm 50 x 50/ABM Interpolated SNR(x,y,z) (121x121x1):

Interpolated grid: dx=1.000 mm, dy=1.000 mm
ABM1/ABM2 = 40.87 dB
ABM1 comp = -6.45 dBA/m
Location: 7.9, -8.8, 3.7 mm



0 dB = 110.5 = 40.87 dB

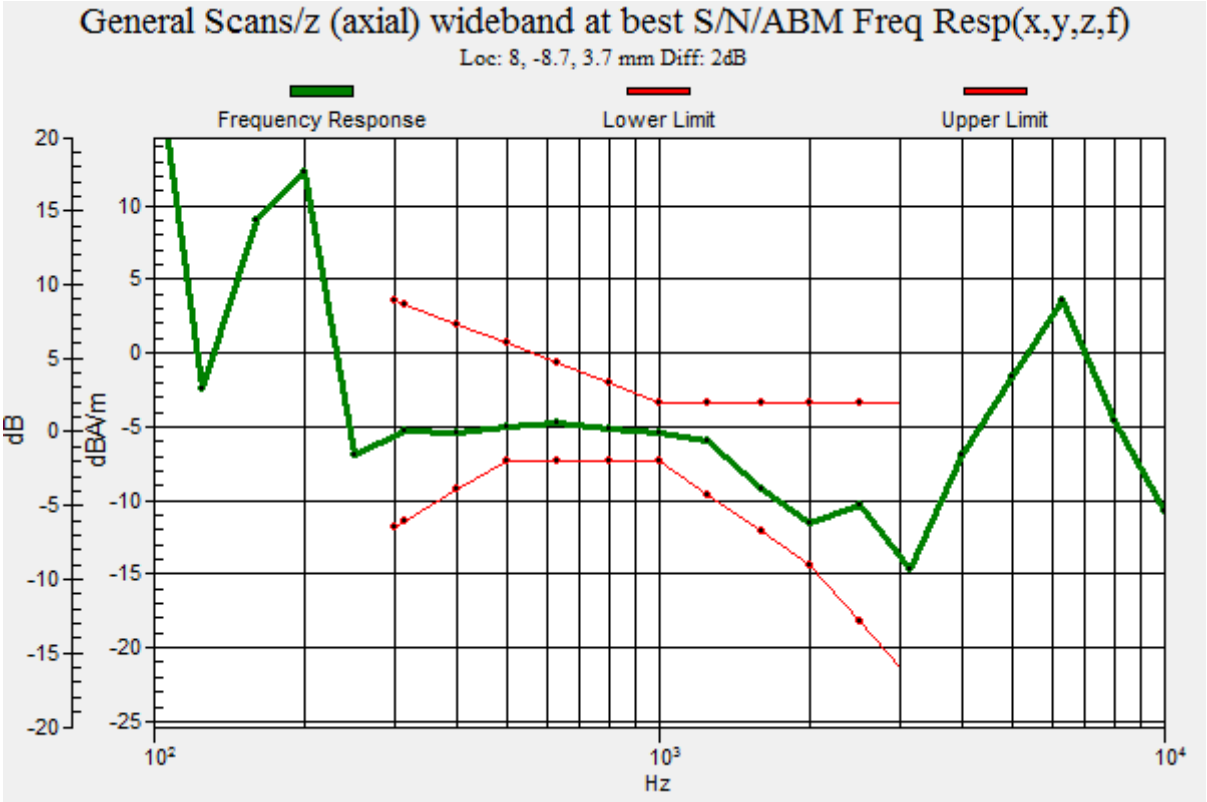
General Scans/z (axial) wideband at best S/N/ABM Freq Resp(x,y,z,f)
Loc: 8, -8.7, 3.7 mm Diff: 2dB
Frequency Response
Lower Limit
Upper Limit
dB
dBA/m
Hz

#08_HAC_T-Coil_LTE Band 7_20M_QPSK_1_0_Ch21100_Transversal (Y)

Communication System: LTE ; Frequency: 2535 MHz
Medium: Air Medium parameters used: $\sigma = 0$ S/m, $\varepsilon_r = 1$; $\rho = 0$ kg/m^3
Ambient Temperature：23.8 ℃

DASY5 Configuration:
- Probe: AM1DV3 - 3130; ; Calibrated: 2017/11/21
- Sensor-Surface: 0mm (Fix Surface)
- Electronics: DAE4 Sn910; Calibrated: 2018/6/21
- Phantom: HAC Test Arch with AMCC; Type: SD HAC P01 BA;
- Measurement SW: DASY52, Version 52.10 (0);SEMCAD X Version 14.6.10 (7417)

General Scans/y (transversal) 4.2mm 50 x 50/ABM Interpolated SNR(x,y,z) (121x121x1):

Interpolated grid: dx=1.000 mm, dy=1.000 mm
ABM1/ABM2 = 35.61 dB
ABM1 comp = -14.73 dBA/m
Location: 7.5, -1.3, 3.7 mm



0 dB = 60.32 = 35.61 dB

#09_HAC_T-Coil_LTE Band 12_10M_QPSK_1_0_Ch23095_Axial (Z)

Communication System: LTE; Frequency: 707.5 MHz
Medium: Air Medium parameters used: $\sigma = 0$ S/m, $\varepsilon_r = 1$; $\rho = 0$ kg/m^3
Ambient Temperature：23.8 ℃

DASY5 Configuration:
- Probe: AM1DV3 - 3130; ; Calibrated: 2017/11/21
- Sensor-Surface: 0mm (Fix Surface)
- Electronics: DAE4 Sn910; Calibrated: 2018/6/21
- Phantom: HAC Test Arch with AMCC; Type: SD HAC P01 BA;
- Measurement SW: DASY52, Version 52.10 (0);SEMCAD X Version 14.6.10 (7417)

General Scans/z (axial) 4.2mm 50 x 50/ABM Interpolated SNR(x,y,z) (121x121x1):

Interpolated grid: dx=1.000 mm, dy=1.000 mm
ABM1/ABM2 = 40.82 dB
ABM1 comp = -6.70 dBA/m
Location: 6.7, -7.9, 3.7 mm



0 dB = 109.9 = 40.82 dB

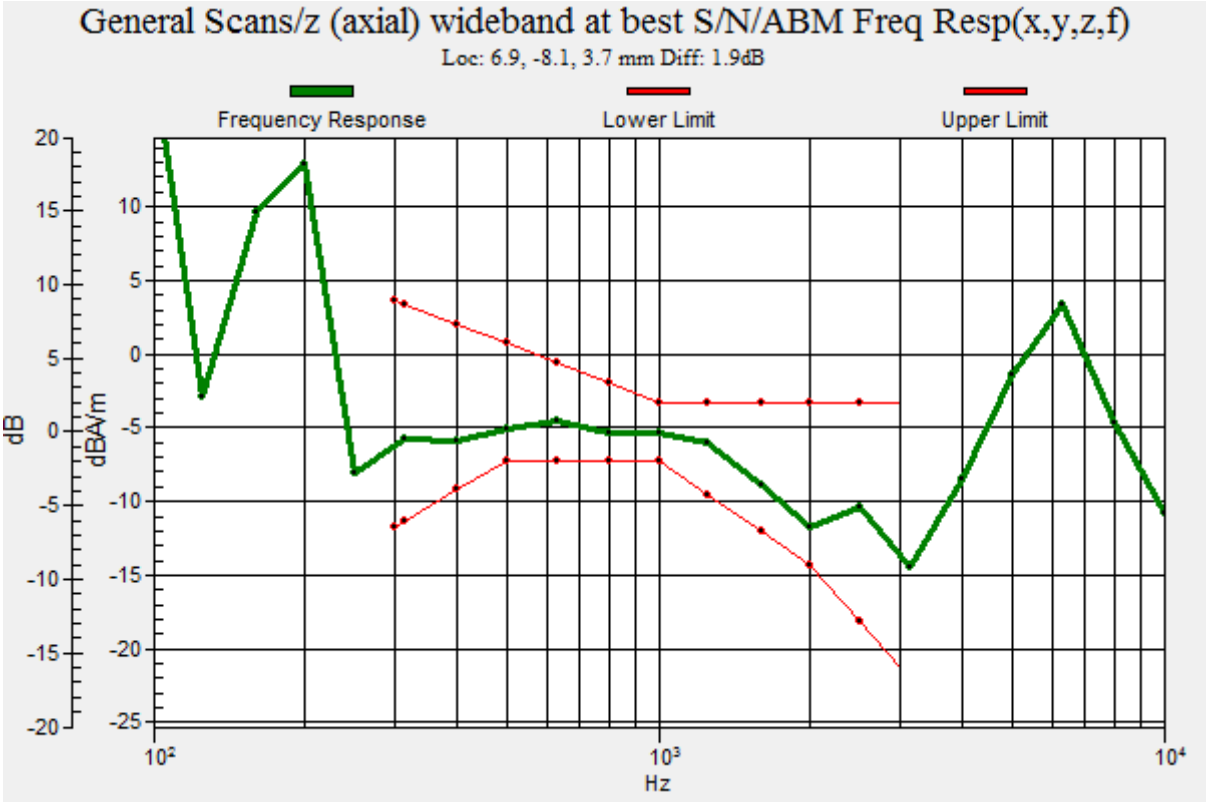
General Scans/z (axial) wideband at best S/N/ABM Freq Resp(x,y,z,f)
Loc: 6.9, -8.1, 3.7 mm Diff: 1.9dB
Frequency Response
Lower Limit
Upper Limit
dB
dBA/m
Hz

#09_HAC_T-Coil_LTE Band 12_10M_QPSK_1_0_Ch23095_Transversal (Y)

Communication System: LTE; Frequency: 707.5 MHz
Medium: Air Medium parameters used: $\sigma = 0$ S/m, $\varepsilon_r = 1$; $\rho = 0$ kg/m^3
Ambient Temperature：23.8 ℃

DASY5 Configuration:
- Probe: AM1DV3 - 3130; ; Calibrated: 2017/11/21
- Sensor-Surface: 0mm (Fix Surface)
- Electronics: DAE4 Sn910; Calibrated: 2018/6/21
- Phantom: HAC Test Arch with AMCC; Type: SD HAC P01 BA;
- Measurement SW: DASY52, Version 52.10 (0);SEMCAD X Version 14.6.10 (7417)

General Scans/y (transversal) 4.2mm 50 x 50/ABM Interpolated SNR(x,y,z) (121x121x1):

Interpolated grid: dx=1.000 mm, dy=1.000 mm
ABM1/ABM2 = 36.34 dB
ABM1 comp = -14.82 dBA/m
Location: 6.3, -16.7, 3.7 mm



0 dB = 65.64 = 36.34 dB

#10_HAC_T-Coil_LTE Band 66_20M_QPSK_1_0_Ch132322_Axial (Z)

Communication System: LTE ; Frequency: 1745 MHz
Medium: Air Medium parameters used: $\sigma = 0$ S/m, $\varepsilon_r = 1$; $\rho = 0$ kg/m^3
Ambient Temperature：23.8 ℃

DASY5 Configuration:
- Probe: AM1DV3 - 3130; ; Calibrated: 2017/11/21
- Sensor-Surface: 0mm (Fix Surface)
- Electronics: DAE4 Sn910; Calibrated: 2018/6/21
- Phantom: HAC Test Arch with AMCC; Type: SD HAC P01 BA;
- Measurement SW: DASY52, Version 52.10 (0);SEMCAD X Version 14.6.10 (7417)

General Scans/z (axial) 4.2mm 50 x 50/ABM Interpolated SNR(x,y,z) (121x121x1):

Interpolated grid: dx=1.000 mm, dy=1.000 mm
ABM1/ABM2 = 40.91 dB
ABM1 comp = -6.44 dBA/m
Location: 7.9, -8.8, 3.7 mm



0 dB = 111.0 = 40.91 dB

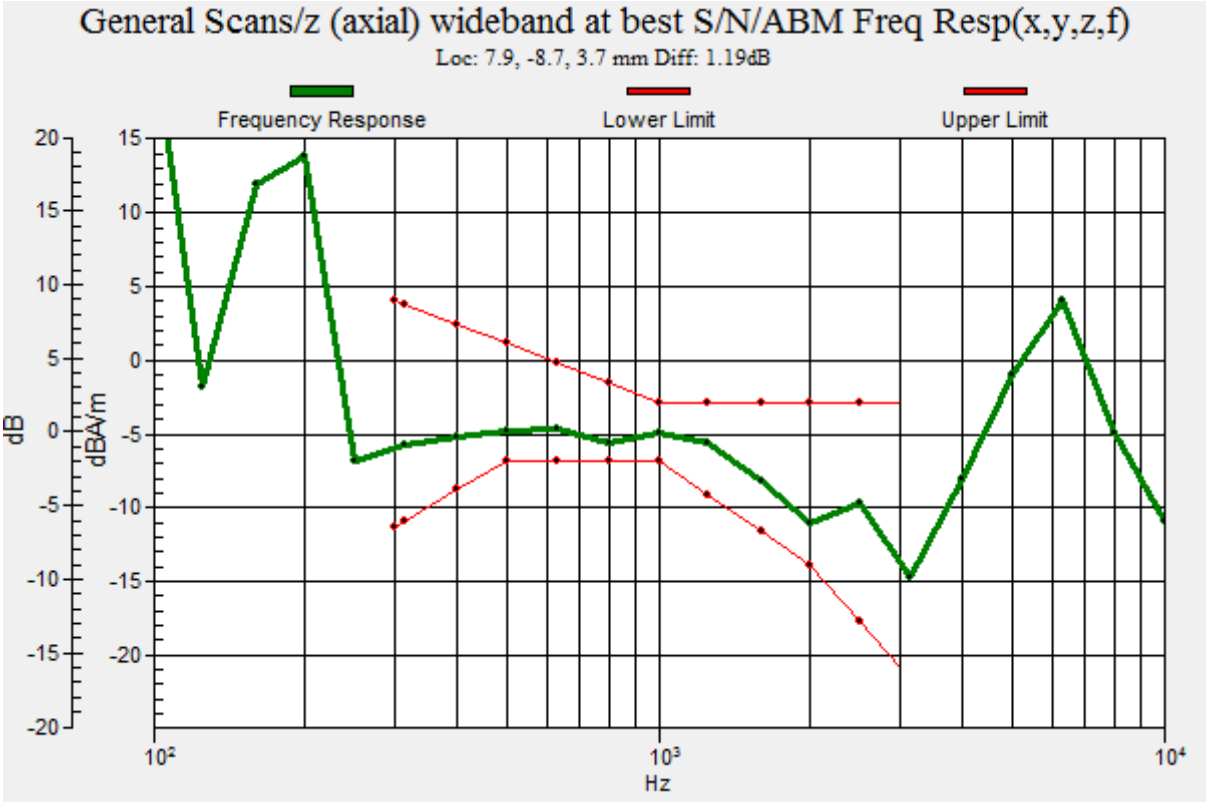
General Scans/z (axial) wideband at best S/N/ABM Freq Resp(x,y,z,f)
Loc: 7.9, -8.7, 3.7 mm Diff: 1.19dB
Frequency Response
Lower Limit
Upper Limit
dB
dBA/m
Hz

#10_HAC_T-Coil_LTE Band 66_20M_QPSK_1_0_Ch132322_Transversal (Y)

Communication System: LTE ; Frequency: 1745 MHz
Medium: Air Medium parameters used: $\sigma = 0$ S/m, $\varepsilon_r = 1$; $\rho = 0$ kg/m^3
Ambient Temperature：23.8 ℃

DASY5 Configuration:
- Probe: AM1DV3 - 3130; ; Calibrated: 2017/11/21
- Sensor-Surface: 0mm (Fix Surface)
- Electronics: DAE4 Sn910; Calibrated: 2018/6/21
- Phantom: HAC Test Arch with AMCC; Type: SD HAC P01 BA;
- Measurement SW: DASY52, Version 52.10 (0);SEMCAD X Version 14.6.10 (7417)

General Scans/y (transversal) 4.2mm 50 x 50/ABM Interpolated SNR(x,y,z) (121x121x1):

Interpolated grid: dx=1.000 mm, dy=1.000 mm
ABM1/ABM2 = 35.93 dB
ABM1 comp = -14.49 dBA/m
Location: 7.9, -17.1, 3.7 mm



0 dB = 62.59 = 35.93 dB

#11_HAC_T-Coil_WLAN2.4GHz_802.11b 1Mbps_Ch6_Axial (Z)

Communication System: 802.11b; Frequency: 2437 MHz
Medium: Air Medium parameters used: $\sigma = 0$ S/m, $\varepsilon_r = 1$; $\rho = 0$ kg/m^3
Ambient Temperature：23.8 ℃

DASY5 Configuration:
- Probe: AM1DV3 - 3130; ; Calibrated: 2017/11/21
- Sensor-Surface: 0mm (Fix Surface)
- Electronics: DAE4 Sn910; Calibrated: 2018/6/21
- Phantom: HAC Test Arch with AMCC; Type: SD HAC P01 BA;
- Measurement SW: DASY52, Version 52.10 (0);SEMCAD X Version 14.6.10 (7417)

General Scans/z (axial) 4.2mm 50 x 50/ABM Interpolated SNR(x,y,z) (121x121x1):

Interpolated grid: dx=1.000 mm, dy=1.000 mm
ABM1/ABM2 = 29.67 dB
ABM1 comp = -6.99 dBA/m
Location: 7.5, -10.3, 3.7 mm



0 dB = 30.46 = 29.67 dB

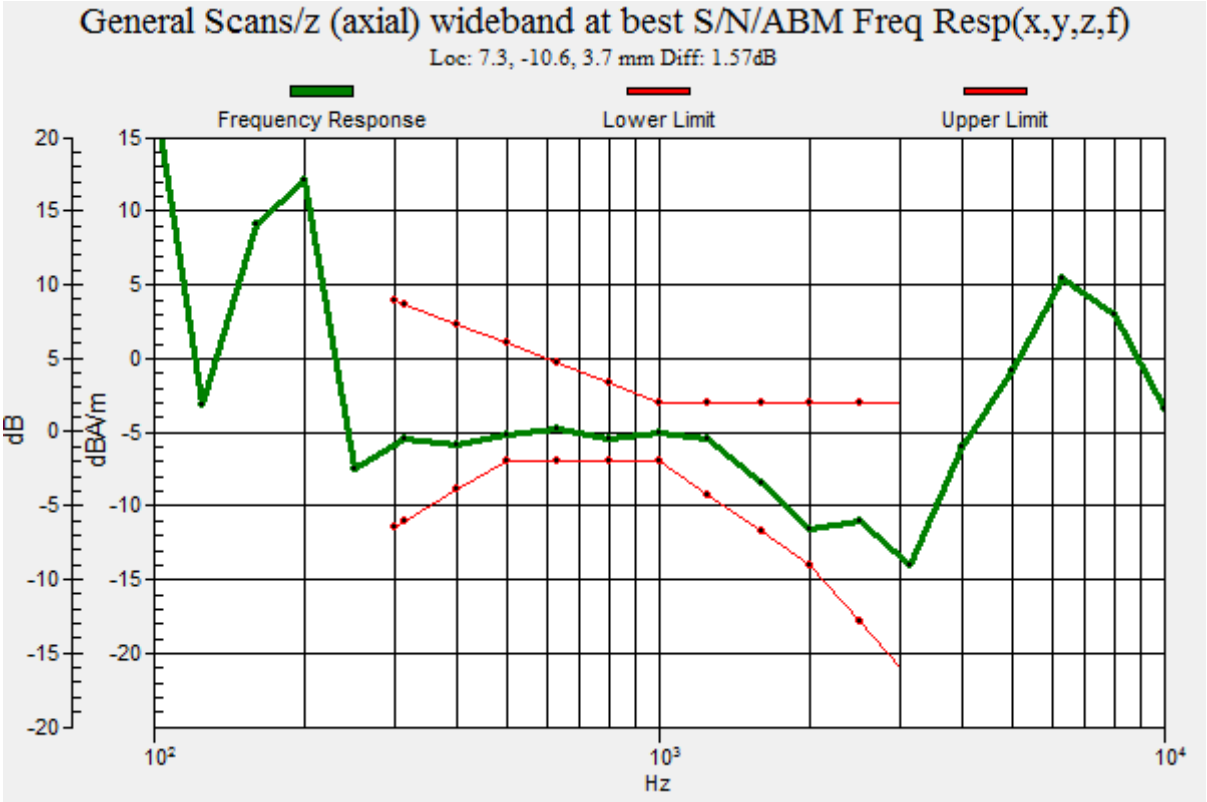
General Scans/z (axial) wideband at best S/N/ABM Freq Resp(x,y,z,f)
Loc: 7.3, -10.6, 3.7 mm Diff: 1.57dB
Frequency Response
Lower Limit
Upper Limit
dB
dBA/m
Hz

#11_HAC_T-Coil_WLAN2.4GHz_802.11b 1Mbps_Ch6_Transversal (Y)

Communication System: 802.11b; Frequency: 2437 MHz
Medium: Air Medium parameters used: $\sigma = 0$ S/m, $\varepsilon_r = 1$; $\rho = 0$ kg/m^3
Ambient Temperature：23.8 ℃

DASY5 Configuration:
- Probe: AM1DV3 - 3130; ; Calibrated: 2017/11/21
- Sensor-Surface: 0mm (Fix Surface)
- Electronics: DAE4 Sn910; Calibrated: 2018/6/21
- Phantom: HAC Test Arch with AMCC; Type: SD HAC P01 BA;
- Measurement SW: DASY52, Version 52.10 (0);SEMCAD X Version 14.6.10 (7417)

General Scans/y (transversal) 4.2mm 50 x 50/ABM Interpolated SNR(x,y,z) (121x121x1):

Interpolated grid: dx=1.000 mm, dy=1.000 mm
ABM1/ABM2 = 29.98 dB
ABM1 comp = -15.66 dBA/m
Location: 4, -18, 3.7 mm



0 dB = 31.54 = 29.98 dB

#12_HAC_T-Coil_WLAN5GHz_802.11a 6Mbps_Ch40_Axial (Z)

Communication System: 802.11a; Frequency: 5200 MHz
Medium: Air Medium parameters used: $\sigma = 0$ S/m, $\varepsilon_r = 1$; $\rho = 0$ kg/m^3
Ambient Temperature：23.8 ℃

DASY5 Configuration:
- Probe: AM1DV3 - 3130; ; Calibrated: 2017/11/21
- Sensor-Surface: 0mm (Fix Surface)
- Electronics: DAE4 Sn910; Calibrated: 2018/6/21
- Phantom: HAC Test Arch with AMCC; Type: SD HAC P01 BA;
- Measurement SW: DASY52, Version 52.10 (0);SEMCAD X Version 14.6.10 (7417)

General Scans/z (axial) 4.2mm 50 x 50/ABM Interpolated SNR(x,y,z) (121x121x1):

Interpolated grid: dx=1.000 mm, dy=1.000 mm
ABM1/ABM2 = 32.93 dB
ABM1 comp = -7.45 dBA/m
Location: 4.7, -11, 3.7 mm

0 dB = 44.31 = 32.93 dB

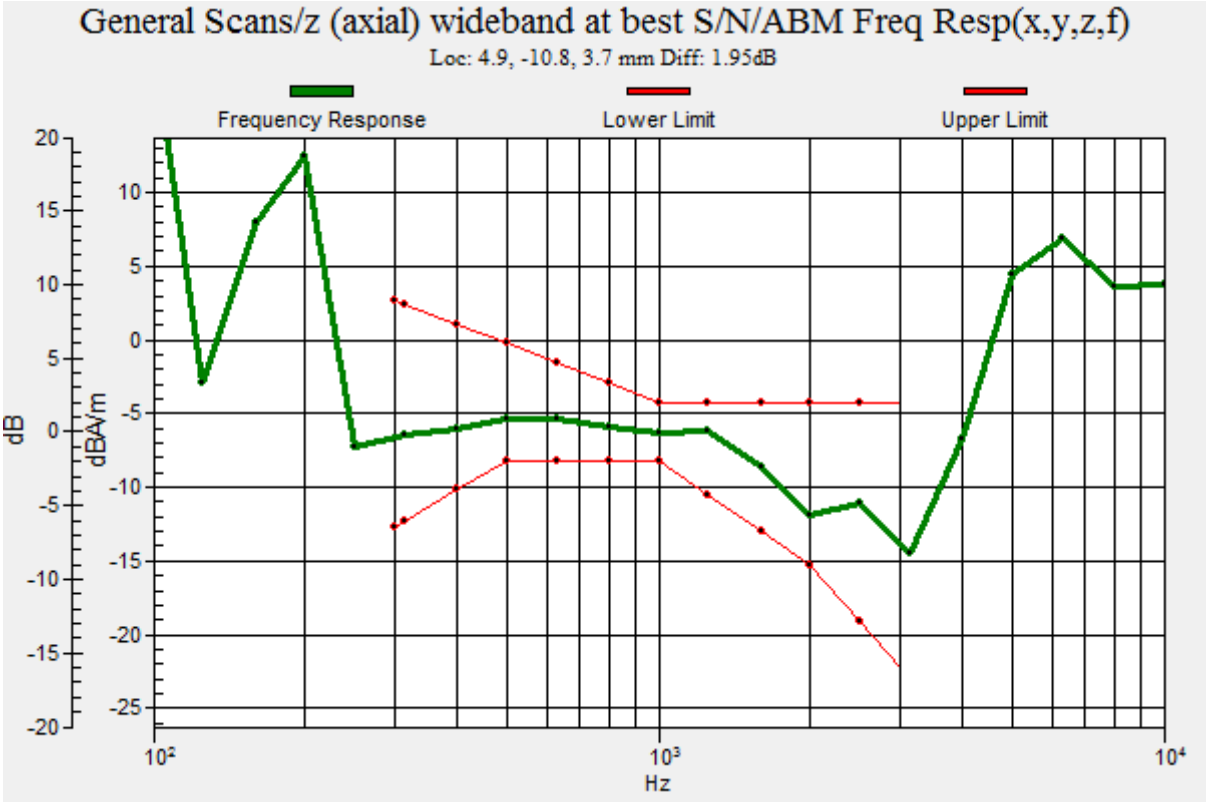
General Scans/z (axial) wideband at best S/N/ABM Freq Resp(x,y,z,f)
Loc: 4.9, -10.8, 3.7 mm Diff: 1.95dB
Frequency Response
Lower Limit
Upper Limit
dB
dBA/m
Hz

#12_HAC_T-Coil_WLAN5GHz_802.11a 6Mbps_Ch40_Transversal (Y)

Communication System: 802.11a; Frequency: 5200 MHz
Medium: Air Medium parameters used: $\sigma = 0$ S/m, $\varepsilon_r = 1$; $\rho = 0$ kg/m^3
Ambient Temperature：23.8 ℃

DASY5 Configuration:
- Probe: AM1DV3 - 3130; ; Calibrated: 2017/11/21
- Sensor-Surface: 0mm (Fix Surface)
- Electronics: DAE4 Sn910; Calibrated: 2018/6/21
- Phantom: HAC Test Arch with AMCC; Type: SD HAC P01 BA;
- Measurement SW: DASY52, Version 52.10 (0);SEMCAD X Version 14.6.10 (7417)

General Scans/y (transversal) 4.2mm 50 x 50/ABM Interpolated SNR(x,y,z) (121x121x1):

Interpolated grid: dx=1.000 mm, dy=1.000 mm
ABM1/ABM2 = 33.72 dB
ABM1 comp = -16.17 dBA/m
Location: 7.5, -3.3, 3.7 mm



0 dB = 48.55 = 33.72 dB

#13_HAC_T-Coil_WLAN5GHz_802.11a 6Mbps_Ch60_Axial (Z)

Communication System: 802.11a; Frequency: 5300 MHz
Medium: Air Medium parameters used: $\sigma = 0$ S/m, $\varepsilon_r = 1$; $\rho = 0$ kg/m^3
Ambient Temperature：23.8 ℃

DASY5 Configuration:
- Probe: AM1DV3 - 3130; ; Calibrated: 2017/11/21
- Sensor-Surface: 0mm (Fix Surface)
- Electronics: DAE4 Sn910; Calibrated: 2018/6/21
- Phantom: HAC Test Arch with AMCC; Type: SD HAC P01 BA;
- Measurement SW: DASY52, Version 52.10 (0);SEMCAD X Version 14.6.10 (7417)

General Scans/z (axial) 4.2mm 50 x 50/ABM Interpolated SNR(x,y,z) (121x121x1):

Interpolated grid: dx=1.000 mm, dy=1.000 mm
ABM1/ABM2 = 32.67 dB
ABM1 comp = -7.69 dBA/m
Location: 4.7, -11, 3.7 mm



0 dB = 43.00 = 32.67 dB

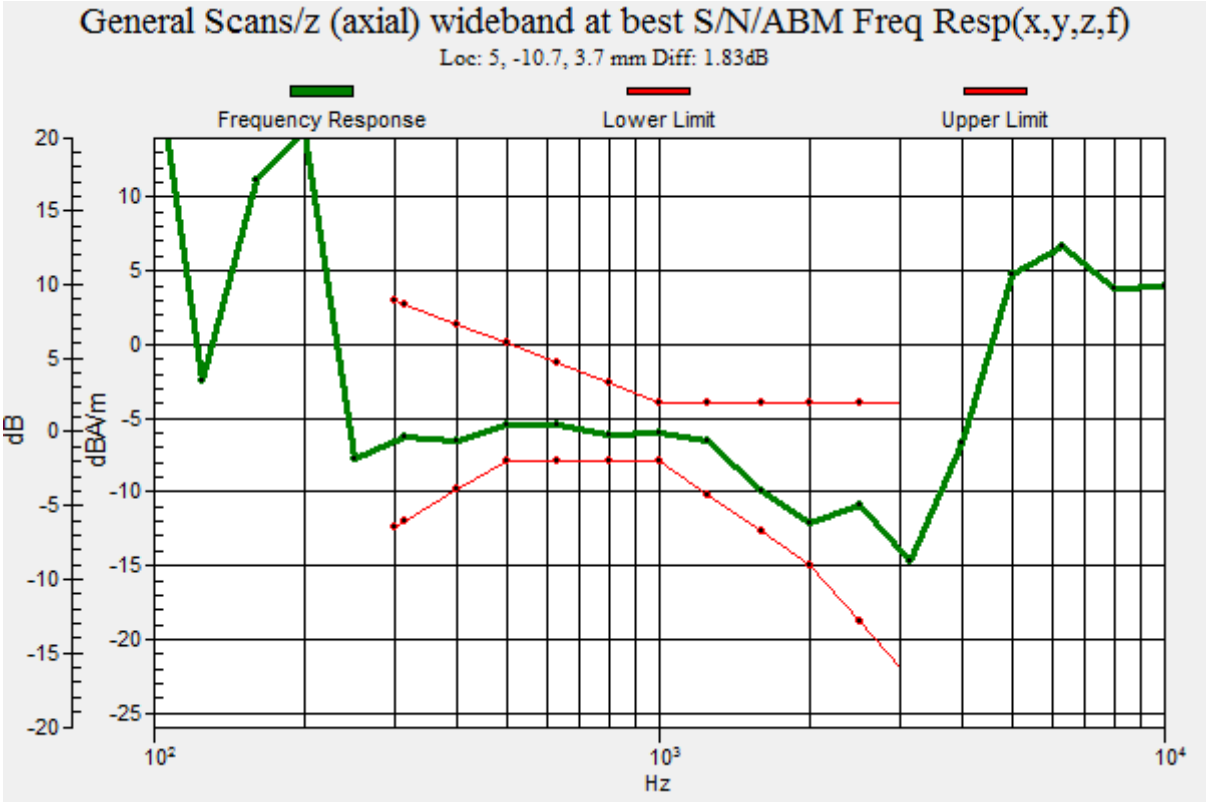
General Scans/z (axial) wideband at best S/N/ABM Freq Resp(x,y,z,f)
Loc: 5, -10.7, 3.7 mm Diff: 1.83dB
Frequency Response
Lower Limit
Upper Limit
dB
dBA/m
Hz

#13_HAC_T-Coil_WLAN5GHz_802.11a 6Mbps_Ch60_Transversal (Y)

Communication System: 802.11a; Frequency: 5300 MHz
Medium: Air Medium parameters used: $\sigma = 0$ S/m, $\varepsilon_r = 1$; $\rho = 0$ kg/m^3
Ambient Temperature：23.8 ℃

DASY5 Configuration:
- Probe: AM1DV3 - 3130; ; Calibrated: 2017/11/21
- Sensor-Surface: 0mm (Fix Surface)
- Electronics: DAE4 Sn910; Calibrated: 2018/6/21
- Phantom: HAC Test Arch with AMCC; Type: SD HAC P01 BA;
- Measurement SW: DASY52, Version 52.10 (0);SEMCAD X Version 14.6.10 (7417)

General Scans/y (transversal) 4.2mm 50 x 50/ABM Interpolated SNR(x,y,z) (121x121x1):

Interpolated grid: dx=1.000 mm, dy=1.000 mm
ABM1/ABM2 = 33.87 dB
ABM1 comp = -16.08 dBA/m
Location: 8.2, -3.3, 3.7 mm

0 dB = 49.35 = 33.87 dB

#14_HAC_T-Coil_WLAN5GHz_802.11a 6Mbps_Ch124_Axial (Z)

Communication System: 802.11a; Frequency: 5620 MHz
Medium: Air Medium parameters used: $\sigma = 0$ S/m, $\varepsilon_r = 1$; $\rho = 0$ kg/m^3
Ambient Temperature：23.8 ℃

DASY5 Configuration:
- Probe: AM1DV3 - 3130; ; Calibrated: 2017/11/21
- Sensor-Surface: 0mm (Fix Surface)
- Electronics: DAE4 Sn910; Calibrated: 2018/6/21
- Phantom: HAC Test Arch with AMCC; Type: SD HAC P01 BA;
- Measurement SW: DASY52, Version 52.10 (0);SEMCAD X Version 14.6.10 (7417)

General Scans/z (axial) 4.2mm 50 x 50/ABM Interpolated SNR(x,y,z) (121x121x1):

Interpolated grid: dx=1.000 mm, dy=1.000 mm
ABM1/ABM2 = 33.89 dB
ABM1 comp = -7.45 dBA/m
Location: 4.7, -11, 3.7 mm

0 dB = 49.47 = 33.89 dB

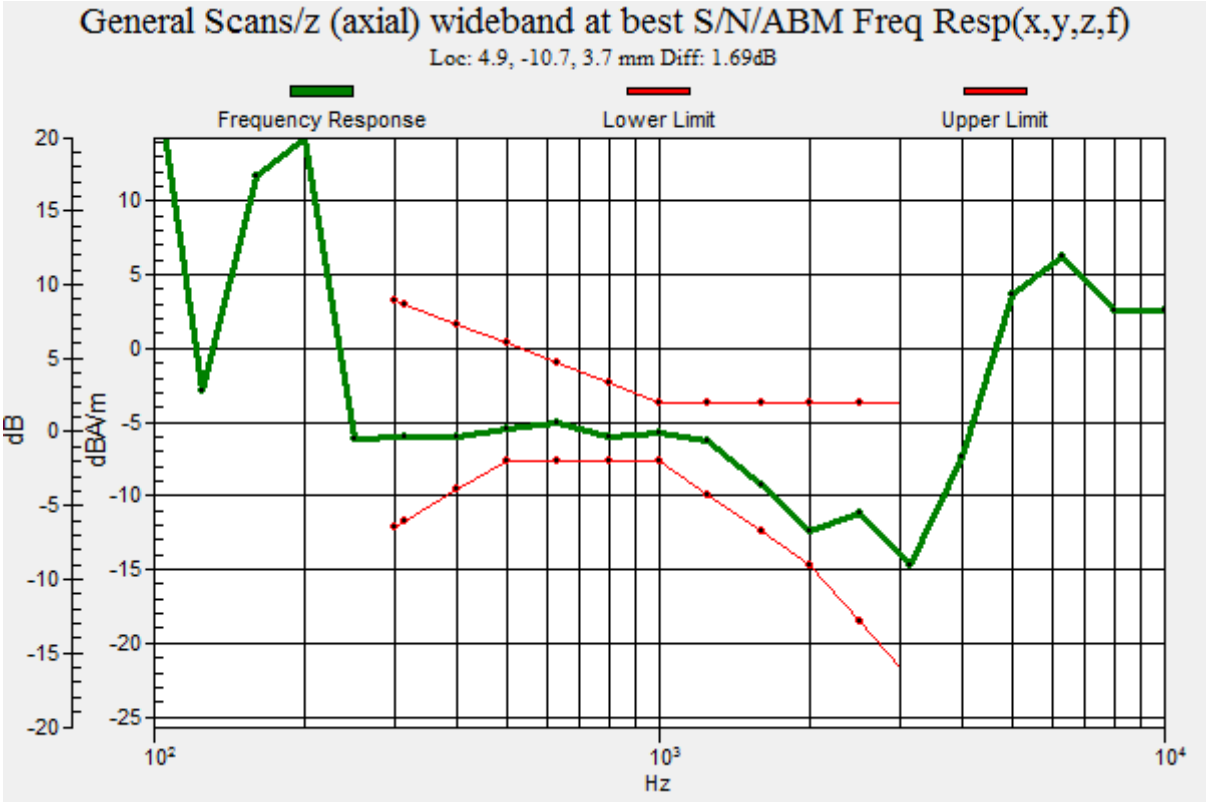
General Scans/z (axial) wideband at best S/N/ABM Freq Resp(x,y,z,f)
Loc: 4.9, -10.7, 3.7 mm Diff: 1.69dB
Frequency Response
Lower Limit
Upper Limit
dB
dBA/m
Hz

#14_HAC_T-Coil_WLAN5GHz_802.11a 6Mbps_Ch124_Transversal (Y)

Communication System: 802.11a; Frequency: 5620 MHz
Medium: Air Medium parameters used: $\sigma = 0$ S/m, $\varepsilon_r = 1$; $\rho = 0$ kg/m^3
Ambient Temperature：23.8 ℃

DASY5 Configuration:
- Probe: AM1DV3 - 3130; ; Calibrated: 2017/11/21
- Sensor-Surface: 0mm (Fix Surface)
- Electronics: DAE4 Sn910; Calibrated: 2018/6/21
- Phantom: HAC Test Arch with AMCC; Type: SD HAC P01 BA;
- Measurement SW: DASY52, Version 52.10 (0);SEMCAD X Version 14.6.10 (7417)

General Scans/y (transversal) 4.2mm 50 x 50/ABM Interpolated SNR(x,y,z) (121x121x1):

Interpolated grid: dx=1.000 mm, dy=1.000 mm
ABM1/ABM2 = 33.42 dB
ABM1 comp = -16.15 dBA/m
Location: 6.8, -2.6, 3.7 mm

0 dB = 46.87 = 33.42 dB

#15_HAC_T-Coil_WLAN5GHz_802.11a 6Mbps_Ch157_Axial (Z)

Communication System: 802.11a ; Frequency: 5785 MHz
Medium: Air Medium parameters used: $\sigma = 0$ S/m, $\varepsilon_r = 1$; $\rho = 0$ kg/m^3
Ambient Temperature：23.8 ℃

DASY5 Configuration:
- Probe: AM1DV3 - 3130; ; Calibrated: 2017/11/21
- Sensor-Surface: 0mm (Fix Surface)
- Electronics: DAE4 Sn910; Calibrated: 2018/6/21
- Phantom: HAC Test Arch with AMCC; Type: SD HAC P01 BA;
- Measurement SW: DASY52, Version 52.10 (0);SEMCAD X Version 14.6.10 (7417)

General Scans/z (axial) 4.2mm 50 x 50/ABM Interpolated SNR(x,y,z) (121x121x1):

Interpolated grid: dx=1.000 mm, dy=1.000 mm
ABM1/ABM2 = 34.23 dB
ABM1 comp = -7.13 dBA/m
Location: 4.7, -11, 3.7 mm

0 dB = 51.48 = 34.23 dB

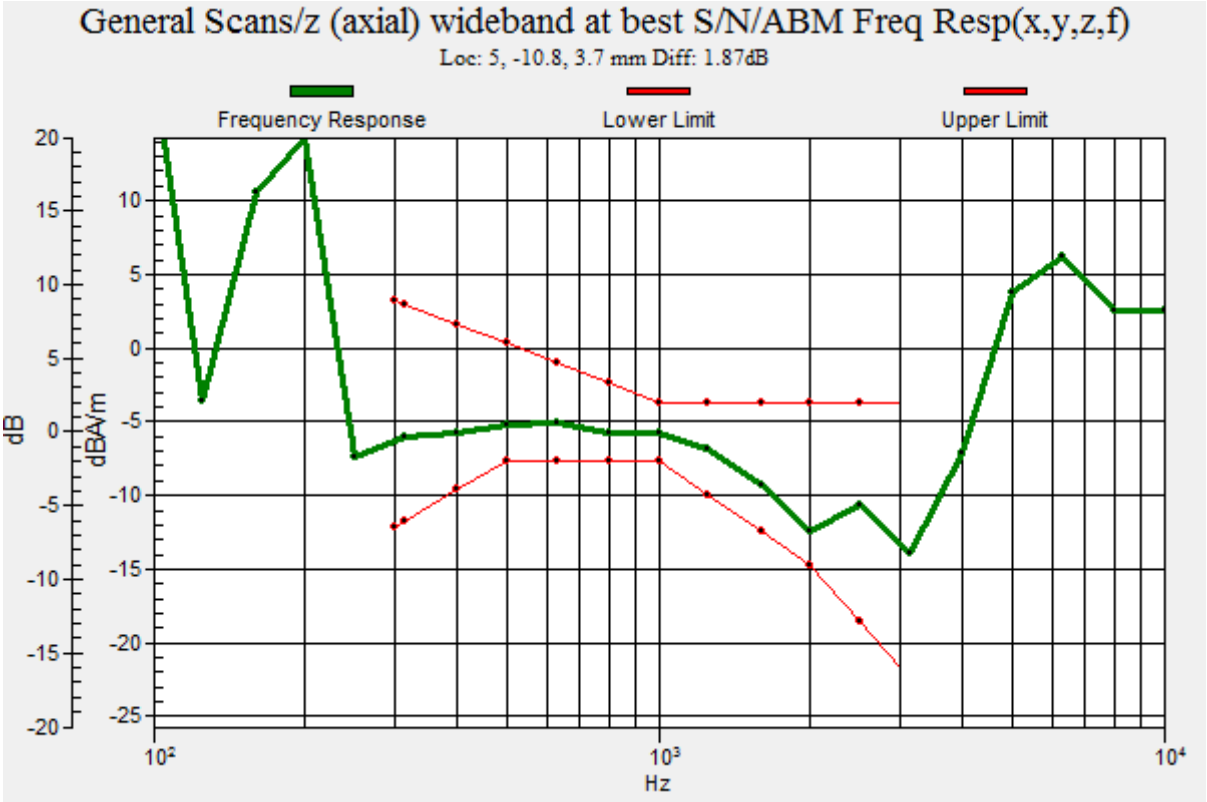
General Scans/z (axial) wideband at best S/N/ABM Freq Resp(x,y,z,f)
Loc: 5, -10.8, 3.7 mm Diff: 1.87dB
Frequency Response
Lower Limit
Upper Limit
dB
dBA/m
Hz

#15_HAC_T-Coil_WLAN5GHz_802.11a 6Mbps_Ch157_Transversal (Y)

Communication System: 802.11a ; Frequency: 5785 MHz
Medium: Air Medium parameters used: $\sigma = 0$ S/m, $\varepsilon_r = 1$; $\rho = 0$ kg/m^3
Ambient Temperature：23.8 ℃

DASY5 Configuration:
- Probe: AM1DV3 - 3130; ; Calibrated: 2017/11/21
- Sensor-Surface: 0mm (Fix Surface)
- Electronics: DAE4 Sn910; Calibrated: 2018/6/21
- Phantom: HAC Test Arch with AMCC; Type: SD HAC P01 BA;
- Measurement SW: DASY52, Version 52.10 (0);SEMCAD X Version 14.6.10 (7417)

General Scans/y (transversal) 4.2mm 50 x 50/ABM Interpolated SNR(x,y,z) (121x121x1):

Interpolated grid: dx=1.000 mm, dy=1.000 mm
ABM1/ABM2 = 33.62 dB
ABM1 comp = -15.98 dBA/m
Location: 7.5, -2.6, 3.7 mm

0 dB = 48.00 = 33.62 dB

#16_HAC_T-Coil_GSM850_EDGE 2 Tx slots_Ch189_Axial (Z)

Communication System: GSM850 ; Frequency: 836.4 MHz
Medium: Air Medium parameters used: $\sigma = 0$ S/m, $\varepsilon_r = 1$; $\rho = 0$ kg/m^3
Ambient Temperature：23.3 ℃

DASY5 Configuration:
- Probe: AM1DV3 - 3130; ; Calibrated: 2017/11/21
- Sensor-Surface: 0mm (Fix Surface)
- Electronics: DAE4 Sn854; Calibrated: 2018/6/14
- Phantom: HAC Test Arch with AMCC; Type: SD HAC P01 BA;
- Measurement SW: DASY52, Version 52.10 (0);SEMCAD X Version 14.6.10 (7417)

General Scans/z (axial) 4.2mm 50 x 50/ABM Interpolated SNR(x,y,z) (121x121x1):

Interpolated grid: dx=1.000 mm, dy=1.000 mm
ABM1/ABM2 = 36.06 dB
ABM1 comp = 0.74 dBA/m
Location: 3.3, -10.3, 3.7 mm

0 dB = 63.56 = 36.06 dB

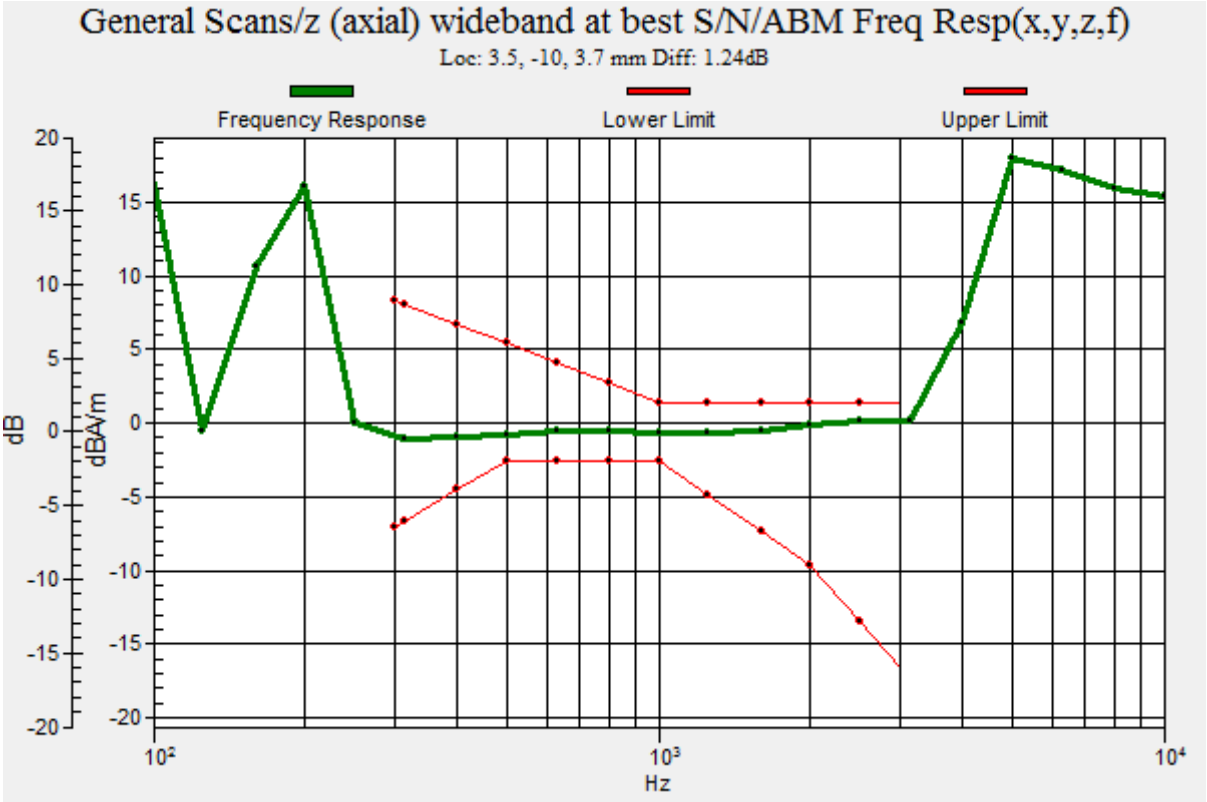
General Scans/z (axial) wideband at best S/N/ABM Freq Resp(x,y,z,f)
Loc: 3.5, -10, 3.7 mm Diff: 1.24dB
Frequency Response
Lower Limit
Upper Limit
dB
dBA/m
Hz

#16_HAC_T-Coil_GSM850_EDGE 2 Tx slots_Ch189_Transversal (Y)

Communication System: GSM850 ; Frequency: 836.4 MHz
Medium: Air Medium parameters used: $\sigma = 0$ S/m, $\varepsilon_r = 1$; $\rho = 0$ kg/m^3
Ambient Temperature：23.3 ℃

DASY5 Configuration:
- Probe: AM1DV3 - 3130; ; Calibrated: 2017/11/21
- Sensor-Surface: 0mm (Fix Surface)
- Electronics: DAE4 Sn854; Calibrated: 2018/6/14
- Phantom: HAC Test Arch with AMCC; Type: SD HAC P01 BA;
- Measurement SW: DASY52, Version 52.10 (0);SEMCAD X Version 14.6.10 (7417)

General Scans/y (transversal) 4.2mm 50 x 50/ABM Interpolated SNR(x,y,z) (121x121x1):

Interpolated grid: dx=1.000 mm, dy=1.000 mm
ABM1/ABM2 = 38.41 dB
ABM1 comp = -6.60 dBA/m
Location: 7.5, 0.9, 3.7 mm

0 dB = 83.28 = 38.41 dB

#17_HAC_T-Coil_GSM1900_EDGE 2 Tx slots_Ch661_Axial (Z)

Communication System: PCS; Frequency: 1880 MHz
Medium: Air Medium parameters used: $\sigma = 0$ S/m, $\varepsilon_r = 1$; $\rho = 0$ kg/m^3
Ambient Temperature：23.3 ℃

DASY5 Configuration:
- Probe: AM1DV3 - 3130; ; Calibrated: 2017/11/21
- Sensor-Surface: 0mm (Fix Surface)
- Electronics: DAE4 Sn854; Calibrated: 2018/6/14
- Phantom: HAC Test Arch with AMCC; Type: SD HAC P01 BA;
- Measurement SW: DASY52, Version 52.10 (0);SEMCAD X Version 14.6.10 (7417)

General Scans/z (axial) 4.2mm 50 x 50/ABM Interpolated SNR(x,y,z) (121x121x1):

Interpolated grid: dx=1.000 mm, dy=1.000 mm
ABM1/ABM2 = 38.85 dB
ABM1 comp = 2.21 dBA/m
Location: 6.8, -8.9, 3.7 mm

0 dB = 87.62 = 38.85 dB

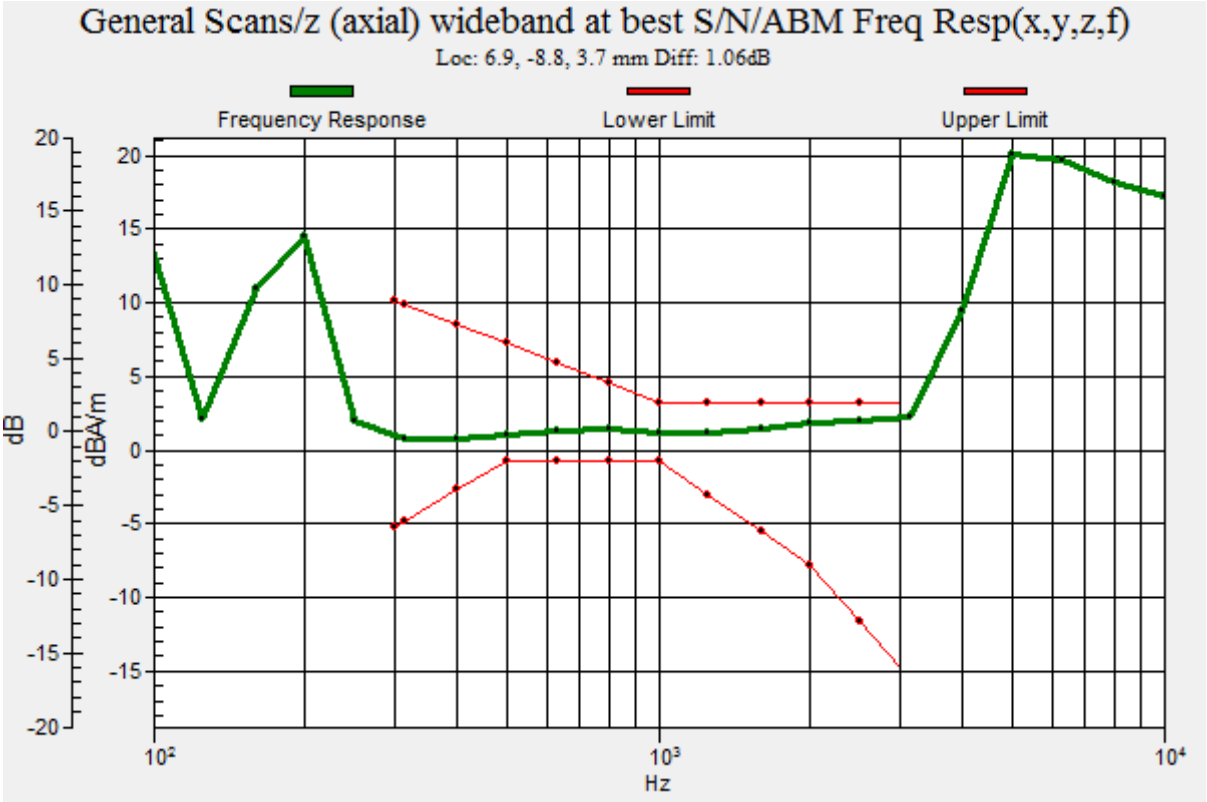
General Scans/z (axial) wideband at best S/N/ABM Freq Resp(x,y,z,f)
Loc: 6.9, -8.8, 3.7 mm Diff: 1.06dB
Frequency Response
Lower Limit
Upper Limit
dB
dBA/m
Hz
20
15
10
5
0
-5
-10
-15
-20
10^2
10^3
10^4

#17_HAC_T-Coil_GSM1900_EDGE 2 Tx slots_Ch661_Transversal (Y)

Communication System: PCS; Frequency: 1880 MHz
Medium: Air Medium parameters used: $\sigma = 0$ S/m, $\varepsilon_r = 1$; $\rho = 0$ kg/m^3
Ambient Temperature：23.3 ℃

DASY5 Configuration:
- Probe: AM1DV3 - 3130; ; Calibrated: 2017/11/21
- Sensor-Surface: 0mm (Fix Surface)
- Electronics: DAE4 Sn854; Calibrated: 2018/6/14
- Phantom: HAC Test Arch with AMCC; Type: SD HAC P01 BA;
- Measurement SW: DASY52, Version 52.10 (0);SEMCAD X Version 14.6.10 (7417)

General Scans/y (transversal) 4.2mm 50 x 50/ABM Interpolated SNR(x,y,z) (121x121x1):

Interpolated grid: dx=1.000 mm, dy=1.000 mm
ABM1/ABM2 = 38.41 dB
ABM1 comp = -6.74 dBA/m
Location: 6.8, -0.5, 3.7 mm

0 dB = 83.27 = 38.41 dB

#18_HAC_T-Coil_WCDMA II_HSPA_Ch9400_Axial (Z)

Communication System: WCDMA ; Frequency: 1880 MHz
Medium: Air Medium parameters used: $\sigma = 0$ S/m, $\varepsilon_r = 1$; $\rho = 0$ kg/m^3
Ambient Temperature：23.3 ℃

DASY5 Configuration:
- Probe: AM1DV3 - 3130; ; Calibrated: 2017/11/21
- Sensor-Surface: 0mm (Fix Surface)
- Electronics: DAE4 Sn854; Calibrated: 2018/6/14
- Phantom: HAC Test Arch with AMCC; Type: SD HAC P01 BA;
- Measurement SW: DASY52, Version 52.10 (0);SEMCAD X Version 14.6.10 (7417)

General Scans/z (axial) 4.2mm 50 x 50/ABM Interpolated SNR(x,y,z) (121x121x1):

Interpolated grid: dx=1.000 mm, dy=1.000 mm
ABM1/ABM2 = 37.73 dB
ABM1 comp = 1.97 dBA/m
Location: 6.1, -7.5, 3.7 mm



0 dB = 77.04 = 37.73 dB

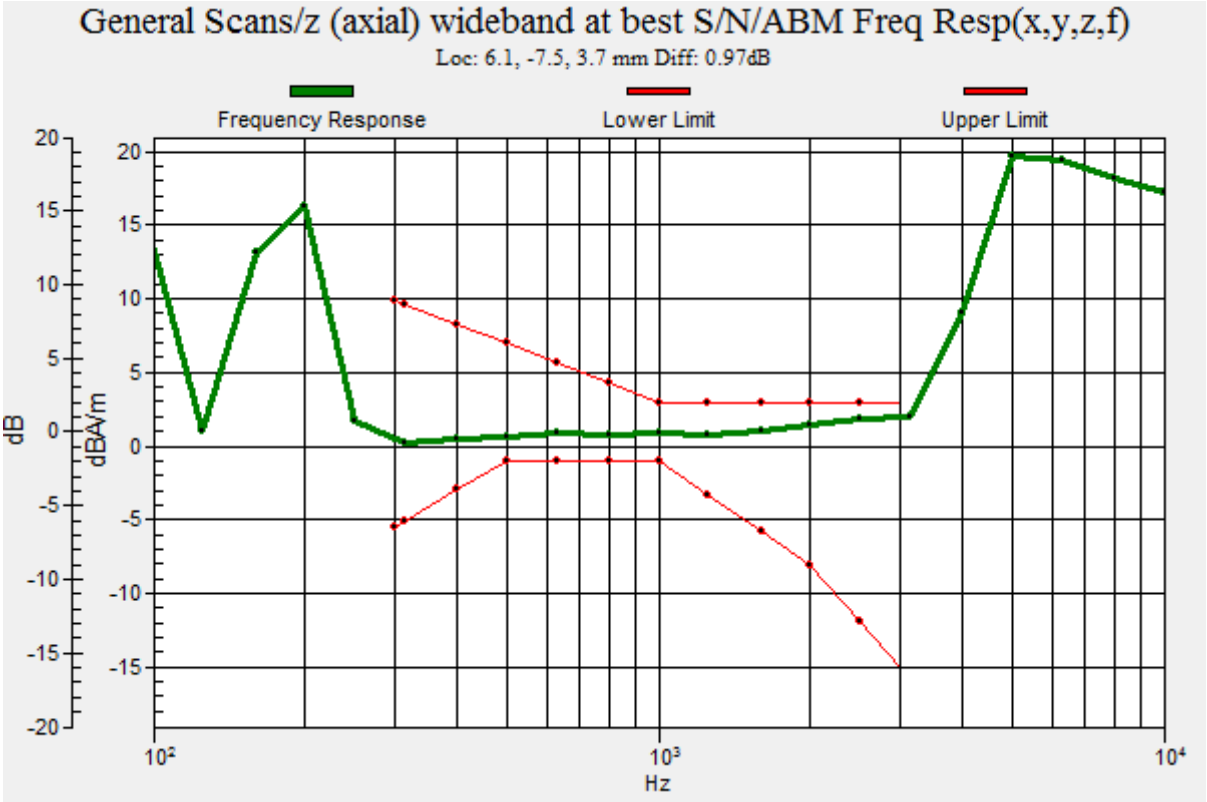
General Scans/z (axial) wideband at best S/N/ABM Freq Resp(x,y,z,f)
Loc: 6.1, -7.5, 3.7 mm Diff: 0.97dB
Frequency Response
Lower Limit
Upper Limit
dB
dBA/m
Hz

#18_HAC_T-Coil_WCDMA II_HSPA_Ch9400_Transversal (Y)

Communication System: WCDMA ; Frequency: 1880 MHz
Medium: Air Medium parameters used: $\sigma = 0$ S/m, $\varepsilon_r = 1$; $\rho = 0$ kg/m^3
Ambient Temperature：23.3 ℃

DASY5 Configuration:
- Probe: AM1DV3 - 3130; ; Calibrated: 2017/11/21
- Sensor-Surface: 0mm (Fix Surface)
- Electronics: DAE4 Sn854; Calibrated: 2018/6/14
- Phantom: HAC Test Arch with AMCC; Type: SD HAC P01 BA;
- Measurement SW: DASY52, Version 52.10 (0);SEMCAD X Version 14.6.10 (7417)

General Scans/y (transversal) 4.2mm 50 x 50/ABM Interpolated SNR(x,y,z) (121x121x1):

Interpolated grid: dx=1.000 mm, dy=1.000 mm
ABM1/ABM2 = 37.85 dB
ABM1 comp = -5.08 dBA/m
Location: 6.8, -18.7, 3.7 mm



0 dB = 78.05 = 37.85 dB

#19_HAC_T-Coil_WCDMA IV_HSPA_Ch1413_Axial (Z)

Communication System: WCDMA; Frequency: 1732.6 MHz
Medium: Air Medium parameters used: $\sigma = 0$ S/m, $\varepsilon_r = 1$; $\rho = 0$ kg/m^3
Ambient Temperature：23.3 ℃

DASY5 Configuration:
- Probe: AM1DV3 - 3130; ; Calibrated: 2017/11/21
- Sensor-Surface: 0mm (Fix Surface)
- Electronics: DAE4 Sn854; Calibrated: 2018/6/14
- Phantom: HAC Test Arch with AMCC; Type: SD HAC P01 BA;
- Measurement SW: DASY52, Version 52.10 (0);SEMCAD X Version 14.6.10 (7417)

General Scans/z (axial) 4.2mm 50 x 50/ABM Interpolated SNR(x,y,z) (121x121x1):

Interpolated grid: dx=1.000 mm, dy=1.000 mm
ABM1/ABM2 = 40.45 dB
ABM1 comp = 2.46 dBA/m
Location: 5.4, -10.3, 3.7 mm

0 dB = 105.3 = 40.45 dB

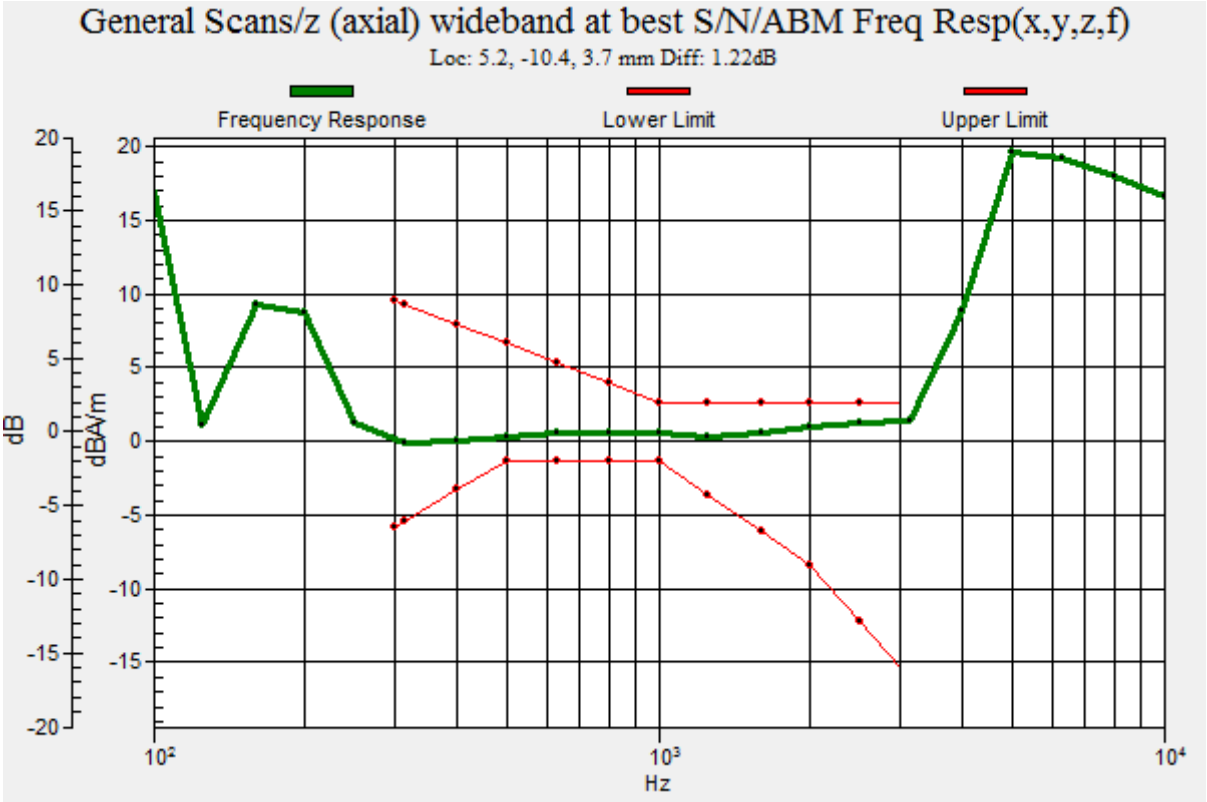
General Scans/z (axial) wideband at best S/N/ABM Freq Resp(x,y,z,f)
Loc: 5.2, -10.4, 3.7 mm Diff: 1.22dB
Frequency Response
Lower Limit
Upper Limit
dB
dBA/m
Hz

#19_HAC_T-Coil_WCDMA IV_HSPA_Ch1413_Transversal (Y)

Communication System: WCDMA; Frequency: 1732.6 MHz
Medium: Air Medium parameters used: $\sigma = 0$ S/m, $\varepsilon_r = 1$; $\rho = 0$ kg/m^3
Ambient Temperature：23.3 ℃

DASY5 Configuration:
- Probe: AM1DV3 - 3130; ; Calibrated: 2017/11/21
- Sensor-Surface: 0mm (Fix Surface)
- Electronics: DAE4 Sn854; Calibrated: 2018/6/14
- Phantom: HAC Test Arch with AMCC; Type: SD HAC P01 BA;
- Measurement SW: DASY52, Version 52.10 (0);SEMCAD X Version 14.6.10 (7417)

General Scans/y (transversal) 4.2mm 50 x 50/ABM Interpolated SNR(x,y,z) (121x121x1):

Interpolated grid: dx=1.000 mm, dy=1.000 mm
ABM1/ABM2 = 38.38 dB
ABM1 comp = -6.56 dBA/m
Location: 7.5, -0.5, 3.7 mm



0 dB = 82.99 = 38.38 dB

#20_HAC_T-Coil_WCDMA V_HSPA_Ch4182_Axial (Z)

Communication System: WCDMA; Frequency: 836.4 MHz
Medium: Air Medium parameters used: $\sigma = 0$ S/m, $\varepsilon_r = 1$; $\rho = 0$ kg/m^3
Ambient Temperature：23.3 ℃

DASY5 Configuration:
- Probe: AM1DV3 - 3130; ; Calibrated: 2017/11/21
- Sensor-Surface: 0mm (Fix Surface)
- Electronics: DAE4 Sn854; Calibrated: 2018/6/14
- Phantom: HAC Test Arch with AMCC; Type: SD HAC P01 BA;
- Measurement SW: DASY52, Version 52.10 (0);SEMCAD X Version 14.6.10 (7417)

General Scans/z (axial) 4.2mm 50 x 50/ABM Interpolated SNR(x,y,z) (121x121x1):

Interpolated grid: dx=1.000 mm, dy=1.000 mm
ABM1/ABM2 = 39.37 dB
ABM1 comp = 0.37 dBA/m
Location: 6.1, -13.8, 3.7 mm



0 dB = 92.96 = 39.37 dB

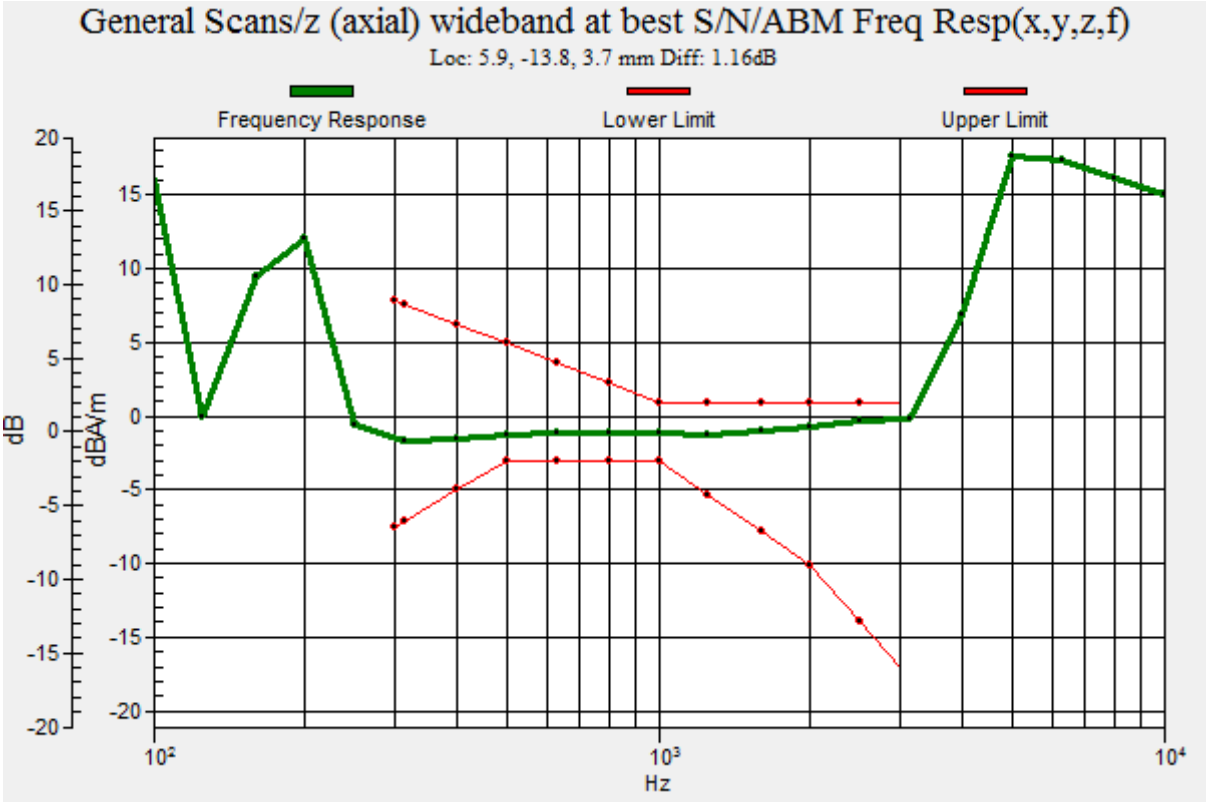
General Scans/z (axial) wideband at best S/N/ABM Freq Resp(x,y,z,f)
Loc: 5.9, -13.8, 3.7 mm Diff: 1.16dB
Frequency Response
Lower Limit
Upper Limit
dB
dBA/m
Hz

#20_HAC_T-Coil_WCDMA V_HSPA_Ch4182_Transversal (Y)

Communication System: WCDMA; Frequency: 836.4 MHz
Medium: Air Medium parameters used: $\sigma = 0$ S/m, $\varepsilon_r = 1$; $\rho = 0$ kg/m^3
Ambient Temperature：23.3 ℃

DASY5 Configuration:
- Probe: AM1DV3 - 3130; ; Calibrated: 2017/11/21
- Sensor-Surface: 0mm (Fix Surface)
- Electronics: DAE4 Sn854; Calibrated: 2018/6/14
- Phantom: HAC Test Arch with AMCC; Type: SD HAC P01 BA;
- Measurement SW: DASY52, Version 52.10 (0);SEMCAD X Version 14.6.10 (7417)

General Scans/y (transversal) 4.2mm 50 x 50/ABM Interpolated SNR(x,y,z) (121x121x1):

Interpolated grid: dx=1.000 mm, dy=1.000 mm
ABM1/ABM2 = 38.47 dB
ABM1 comp = -5.68 dBA/m
Location: 6.8, -18, 3.7 mm

0 dB = 83.87 = 38.47 dB

#21_HAC_T-Coil_LTE Band 7_20M_QPSK_1_0_Ch21100_Axial (Z)

Communication System: LTE ; Frequency: 2535 MHz
Medium: Air Medium parameters used: $\sigma = 0$ S/m, $\varepsilon_r = 1$; $\rho = 0$ kg/m^3
Ambient Temperature：23.3 ℃

DASY5 Configuration:
- Probe: AM1DV3 - 3130; ; Calibrated: 2017/11/21
- Sensor-Surface: 0mm (Fix Surface)
- Electronics: DAE4 Sn854; Calibrated: 2018/6/14
- Phantom: HAC Test Arch with AMCC; Type: SD HAC P01 BA;
- Measurement SW: DASY52, Version 52.10 (0);SEMCAD X Version 14.6.10 (7417)

General Scans/z (axial) 4.2mm 50 x 50/ABM Interpolated SNR(x,y,z) (121x121x1):

Interpolated grid: dx=1.000 mm, dy=1.000 mm
ABM1/ABM2 = 40.47 dB
ABM1 comp = 1.67 dBA/m
Location: 6.8, -6.8, 3.7 mm



0 dB = 105.5 = 40.47 dB

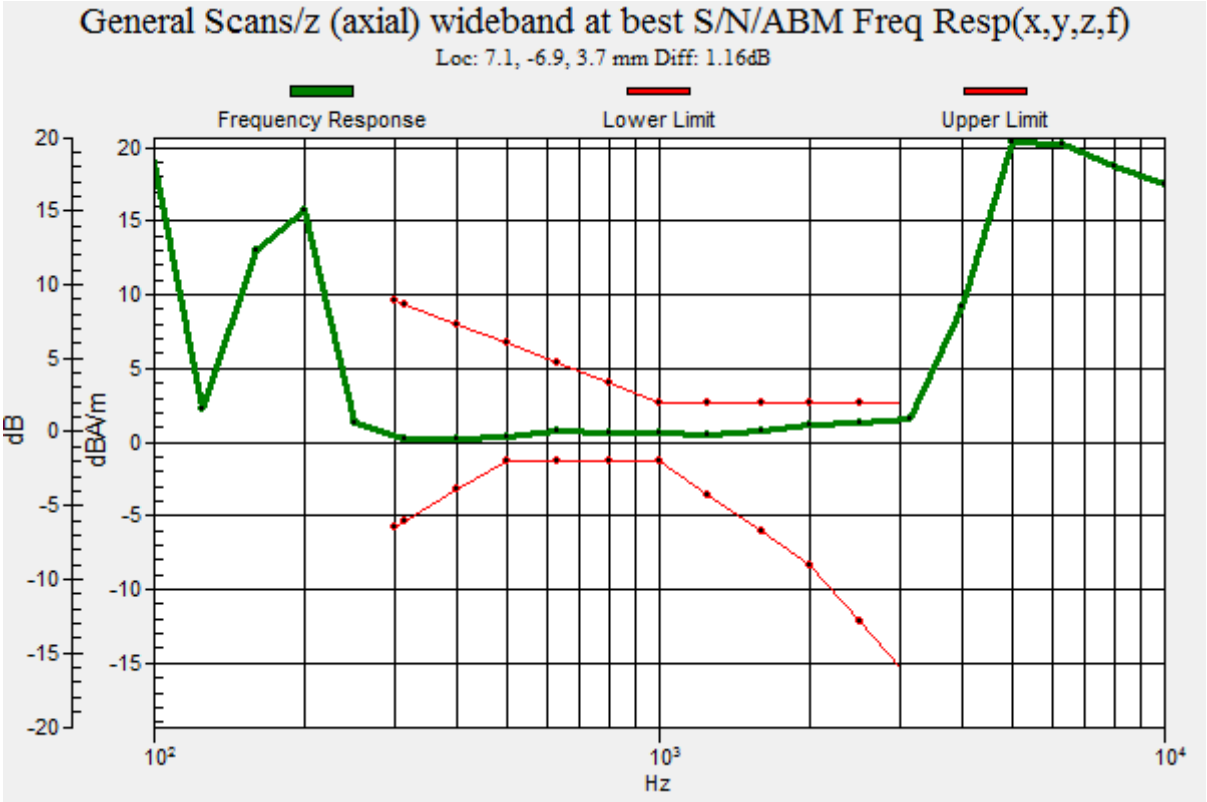
General Scans/z (axial) wideband at best S/N/ABM Freq Resp(x,y,z,f)
Loc: 7.1, -6.9, 3.7 mm Diff: 1.16dB
Frequency Response
Lower Limit
Upper Limit
dB
dBA/m
20
15
10
5
0
-5
-10
-15
-20
10^2
10^3
10^4
Hz

#21_HAC_T-Coil_LTE Band 7_20M_QPSK_1_0_Ch21100_Transversal (Y)

Communication System: LTE ; Frequency: 2535 MHz
Medium: Air Medium parameters used: $\sigma = 0$ S/m, $\varepsilon_r = 1$; $\rho = 0$ kg/m^3
Ambient Temperature：23.3 ℃

DASY5 Configuration:
- Probe: AM1DV3 - 3130; ; Calibrated: 2017/11/21
- Sensor-Surface: 0mm (Fix Surface)
- Electronics: DAE4 Sn854; Calibrated: 2018/6/14
- Phantom: HAC Test Arch with AMCC; Type: SD HAC P01 BA;
- Measurement SW: DASY52, Version 52.10 (0);SEMCAD X Version 14.6.10 (7417)

General Scans/y (transversal) 4.2mm 50 x 50/ABM Interpolated SNR(x,y,z) (121x121x1):

Interpolated grid: dx=1.000 mm, dy=1.000 mm
ABM1/ABM2 = 38.90 dB
ABM1 comp = -6.72 dBA/m
Location: 6.8, 0.2, 3.7 mm



0 dB = 88.12 = 38.90 dB

#22_HAC_T-Coil_WLAN2.4GHz_802.11b 1Mbps_Ch6_Axial (Z)

Communication System: 802.11b ; Frequency: 2437 MHz
Medium: Air Medium parameters used: $\sigma = 0$ S/m, $\varepsilon_r = 1$; $\rho = 0$ kg/m^3
Ambient Temperature：23.3 ℃

DASY5 Configuration:
- Probe: AM1DV3 - 3130; ; Calibrated: 2017/11/21
- Sensor-Surface: 0mm (Fix Surface)
- Electronics: DAE4 Sn854; Calibrated: 2018/6/14
- Phantom: HAC Test Arch with AMCC; Type: SD HAC P01 BA;
- Measurement SW: DASY52, Version 52.10 (0);SEMCAD X Version 14.6.10 (7417)

General Scans/z (axial) 4.2mm 50 x 50/ABM Interpolated SNR(x,y,z) (121x121x1):

Interpolated grid: dx=1.000 mm, dy=1.000 mm
ABM1/ABM2 = 31.20 dB
ABM1 comp = 1.42 dBA/m
Location: 8.2, -10.3, 3.7 mm

0 dB = 36.33 = 31.21 dB

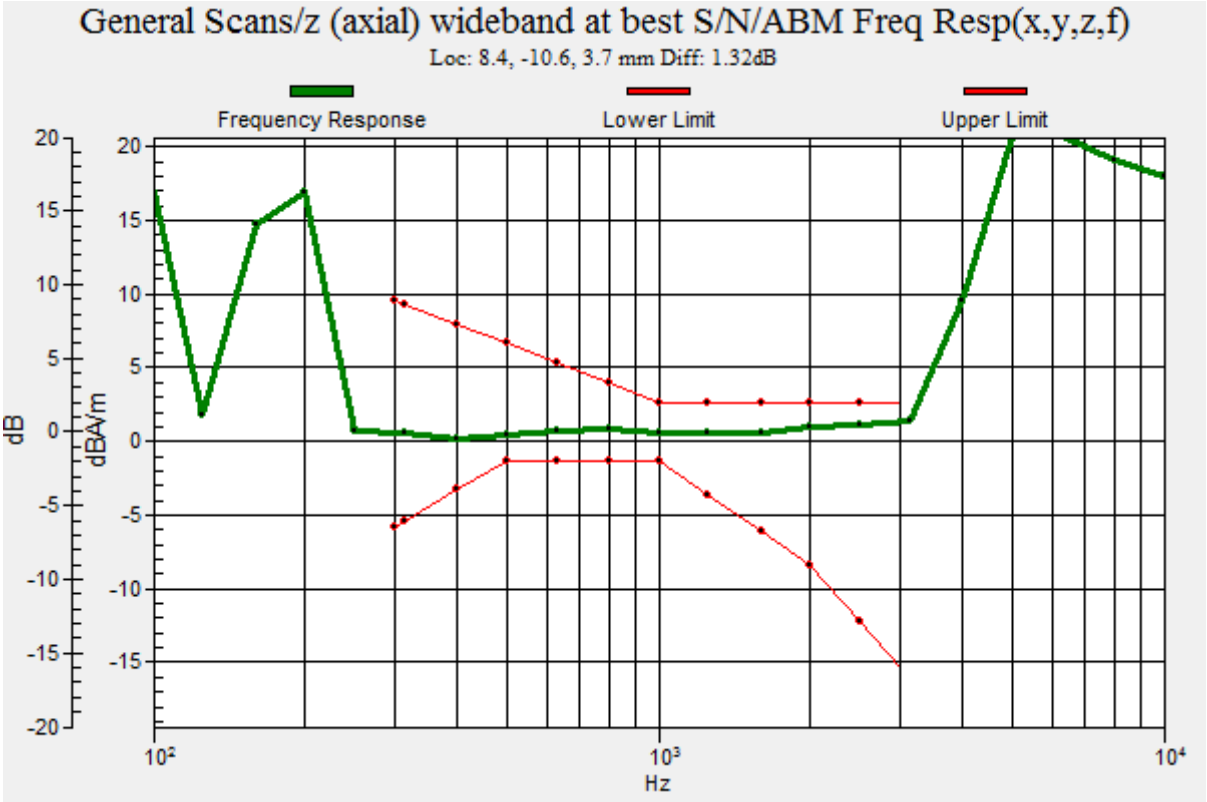
General Scans/z (axial) wideband at best S/N/ABM Freq Resp(x,y,z,f)
Loc: 8.4, -10.6, 3.7 mm Diff: 1.32dB
Frequency Response
Lower Limit
Upper Limit
dB
dBA/m
Hz
20
15
10
5
0
-5
-10
-15
-20
10^2
10^3
10^4

#22_HAC_T-Coil_WLAN2.4GHz_802.11b 1Mbps_Ch6_Transversal (Y)

Communication System: 802.11b ; Frequency: 2437 MHz
Medium: Air Medium parameters used: $\sigma = 0$ S/m, $\varepsilon_r = 1$; $\rho = 0$ kg/m^3
Ambient Temperature：23.3 ℃

DASY5 Configuration:
- Probe: AM1DV3 - 3130; ; Calibrated: 2017/11/21
- Sensor-Surface: 0mm (Fix Surface)
- Electronics: DAE4 Sn854; Calibrated: 2018/6/14
- Phantom: HAC Test Arch with AMCC; Type: SD HAC P01 BA;
- Measurement SW: DASY52, Version 52.10 (0);SEMCAD X Version 14.6.10 (7417)

General Scans/y (transversal) 4.2mm 50 x 50/ABM Interpolated SNR(x,y,z) (121x121x1):

Interpolated grid: dx=1.000 mm, dy=1.000 mm
ABM1/ABM2 = 34.71 dB
ABM1 comp = -6.84 dBA/m
Location: 7.5, -4, 3.7 mm

0 dB = 54.39 = 34.71 dB

#23_HAC_T-Coil_WLAN5GHz_802.11a 6Mbps_Ch60_Axial (Z)

Communication System: 802.11a ; Frequency: 5300 MHz
Medium: Air Medium parameters used: $\sigma = 0$ S/m, $\varepsilon_r = 1$; $\rho = 0$ kg/m^3
Ambient Temperature：23.3 ℃

DASY5 Configuration:
- Probe: AM1DV3 - 3130; ; Calibrated: 2017/11/21
- Sensor-Surface: 0mm (Fix Surface)
- Electronics: DAE4 Sn854; Calibrated: 2018/6/14
- Phantom: HAC Test Arch with AMCC; Type: SD HAC P01 BA;
- Measurement SW: DASY52, Version 52.10 (0);SEMCAD X Version 14.6.10 (7417)

General Scans/z (axial) 4.2mm 50 x 50/ABM Interpolated SNR(x,y,z) (121x121x1):

Interpolated grid: dx=1.000 mm, dy=1.000 mm
ABM1/ABM2 = 34.05 dB
ABM1 comp = 2.20 dBA/m
Location: 6.8, -10.3, 3.7 mm



0 dB = 50.43 = 34.05 dB

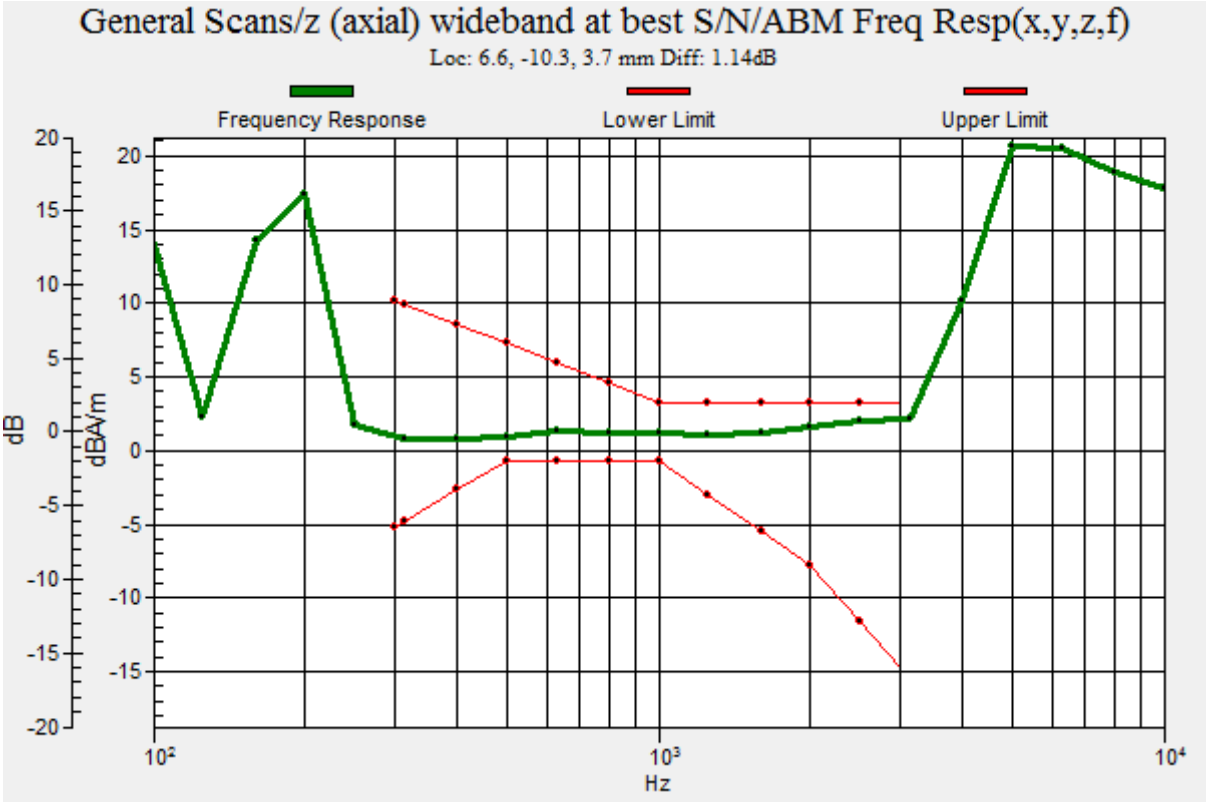
General Scans/z (axial) wideband at best S/N/ABM Freq Resp(x,y,z,f)
Loc: 6.6, -10.3, 3.7 mm Diff: 1.14dB
Frequency Response
Lower Limit
Upper Limit
dB
dBA/m
Hz

#23_HAC_T-Coil_WLAN5GHz_802.11a 6Mbps_Ch60_Transversal (Y)

Communication System: 802.11a ; Frequency: 5300 MHz
Medium: Air Medium parameters used: $\sigma = 0$ S/m, $\varepsilon_r = 1$; $\rho = 0$ kg/m^3
Ambient Temperature：23.3 ℃

DASY5 Configuration:
- Probe: AM1DV3 - 3130; ; Calibrated: 2017/11/21
- Sensor-Surface: 0mm (Fix Surface)
- Electronics: DAE4 Sn854; Calibrated: 2018/6/14
- Phantom: HAC Test Arch with AMCC; Type: SD HAC P01 BA;
- Measurement SW: DASY52, Version 52.10 (0);SEMCAD X Version 14.6.10 (7417)

General Scans/y (transversal) 4.2mm 50 x 50/ABM Interpolated SNR(x,y,z) (121x121x1):

Interpolated grid: dx=1.000 mm, dy=1.000 mm
ABM1/ABM2 = 37.13 dB
ABM1 comp = -7.26 dBA/m
Location: 7.5, -3.3, 3.7 mm

0 dB = 71.83 = 37.13 dB