Test Laboratory: Sporton International Inc. SAR/HAC Testing Lab Date: 2018.9.22

**System Check_Head_835MHz**

**DUT: D835V2-4d091**

Communication System: UID 0, CW (0); Frequency: 835 MHz;Duty Cycle: 1:1
Medium: HSL_850 Medium parameters used: f = 835 MHz; $\sigma$ = 0.925 S/m; $\varepsilon_r$ = 42.477; $\rho$ = 1000 kg/m$^3$
Ambient Temperature：23.3 ℃； Liquid Temperature：22.7 ℃

DASY5 Configuration:
- Probe: ES3DV3 - SN3088; ConvF(6.13, 6.13, 6.13); Calibrated: 2018.7.19;
- Sensor-Surface: 3mm (Mechanical Surface Detection)
- Electronics: DAE4 Sn1305; Calibrated: 2018.5.11
- Phantom: SAM1; Type: SAM; Serial: TP-1697
- Measurement SW: DASY52, Version 52.8 (8); SEMCAD X Version 14.6.10 (7372)

**Pin=250mW/Area Scan (61x61x1):** Interpolated grid: dx=1.500 mm, dy=1.500 mm
Maximum value of SAR (interpolated) = 2.51 W/kg

**Pin=250mW/Zoom Scan (5x5x7)/Cube 0:** Measurement grid: dx=8mm, dy=8mm, dz=5mm
Reference Value = 48.21 V/m; Power Drift = -0.00 dB
Peak SAR (extrapolated) = 3.15 W/kg
**SAR(1 g) = 2.27 W/kg; SAR(10 g) = 1.54 W/kg**
Maximum value of SAR (measured) = 2.52 W/kg

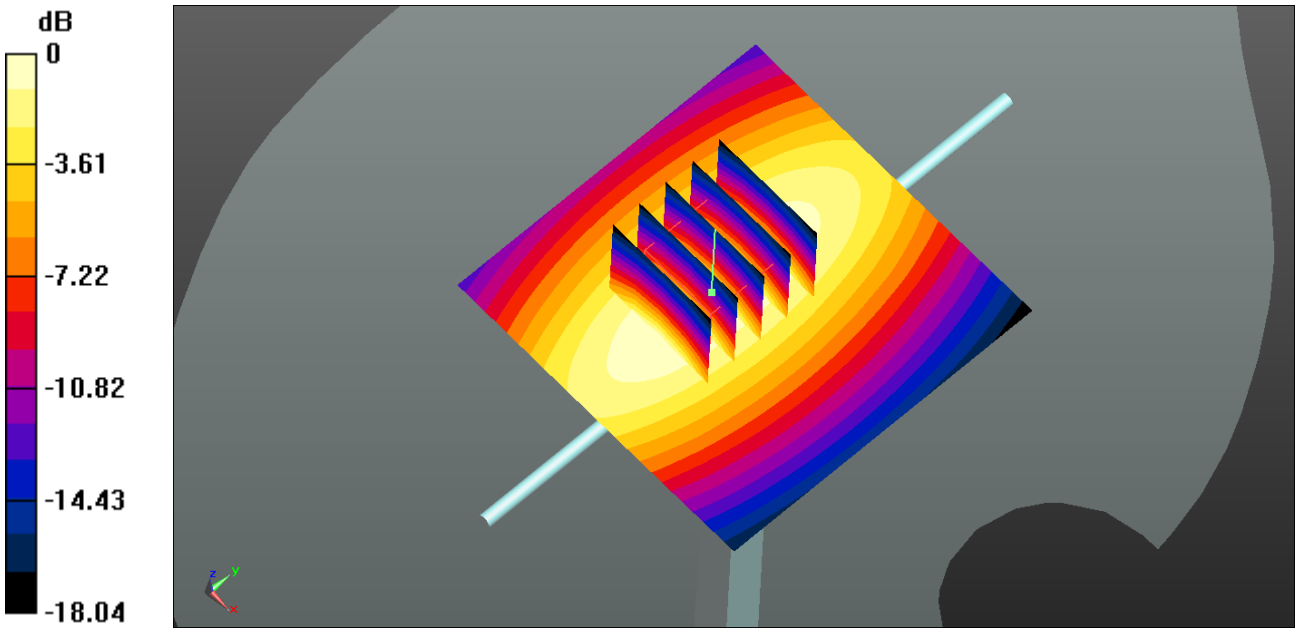


0 dB = 2.51 W/kg = 4.00 dBW/kg

Test Laboratory: Sporton International Inc. SAR/HAC Testing Lab Date: 2018.9.22

**System Check_Head_1750MHz**

**DUT: D1750V2-1069**

Communication System: UID 0, CW; Frequency: 1750 MHz;Duty Cycle: 1:1
Medium: HSL_1750 Medium parameters used: f = 1750 MHz; $\sigma$ = 1.404 S/m; $\varepsilon_r$ = 41.477; $\rho$ = 1000 kg/m$^3$
Ambient Temperature：23.3 ℃； Liquid Temperature：22.ŵ ℃

DASY5 Configuration:
- Probe: EX3DV4 - SN3954; ConvF(8.65, 8.65, 8.65); Calibrated: 2018.1.31;
- Sensor-Surface: 1.4mm (Mechanical Surface Detection)
- Electronics: DAE4 Sn1358; Calibrated: 2018.4.19
- Phantom: SAM2; Type: SAM; Serial: TP-1842
- Measurement SW: DASY52, Version 52.8 (8); SEMCAD X Version 14.6.10 (7331)

**Pin=250mW/Area Scan (61x61x1):** Interpolated grid: dx=1.500 mm, dy=1.500 mm
Maximum value of SAR (interpolated) = 12.4 W/kg

**Pin=250mW/Zoom Scan (5x5x7)/Cube 0:** Measurement grid: dx=8mm, dy=8mm, dz=5mm
Reference Value = 77.82 V/m; Power Drift = 0.03 dB
Peak SAR (extrapolated) = 13.8 W/kg
**SAR(1 g) = 9.07 W/kg; SAR(10 g) = 5.26 W/kg**
Maximum value of SAR (measured) = 12.0 W/kg

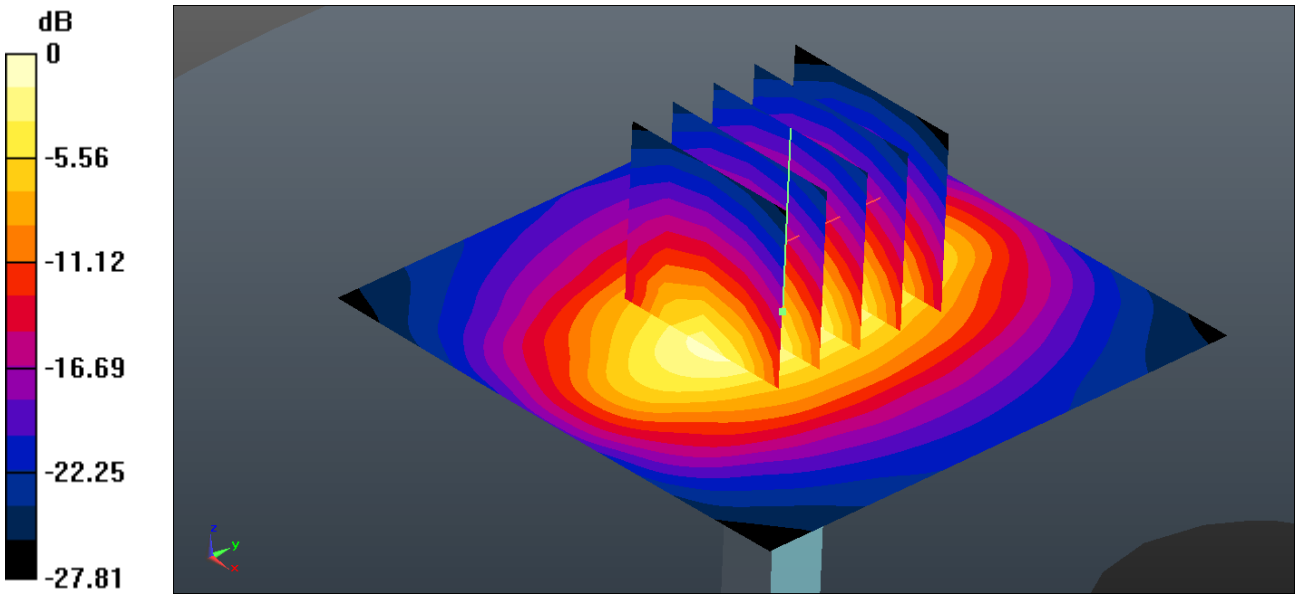


0 dB = 12.4 W/kg = 10.93 dBW/kg

Test Laboratory: Sporton International Inc. SAR/HAC Testing Lab Date: 2018.9.23

**System Check_Head_1900MHz**

**DUT: D1900V2-5d118**

Communication System: UID 0, CW; Frequency: 1900 MHz;Duty Cycle: 1:1
Medium: HSL_1900 Medium parameters used: f = 1900 MHz; $\sigma$ = 1.464 S/m; $\varepsilon_r$ = 39.142; $\rho$ = 1000 kg/m$^3$
Ambient Temperature：23.2 ℃； Liquid Temperature：22.7 ℃

DASY5 Configuration:
- Probe: EX3DV4 - SN3954; ConvF(8.41, 8.41, 8.41); Calibrated: 2018.1.31;
- Sensor-Surface: 1.4mm (Mechanical Surface Detection)
- Electronics: DAE4 Sn1358; Calibrated: 2018.4.19
- Phantom: SAM2; Type: SAM; Serial: TP-1842
- Measurement SW: DASY52, Version 52.8 (8); SEMCAD X Version 14.6.10 (7331)

**Pin=250mW/Area Scan (61x61x1):** Interpolated grid: dx=1.500 mm, dy=1.500 mm
Maximum value of SAR (interpolated) = 14.8 W/kg

**Pin=250mW/Zoom Scan (5x5x7)/Cube 0:** Measurement grid: dx=8mm, dy=8mm, dz=5mm
Reference Value = 84.29 V/m; Power Drift = 0.04 dB
Peak SAR (extrapolated) = 16.8 W/kg
**SAR(1 g) = 10.6 W/kg; SAR(10 g) = 5.44 W/kg**
Maximum value of SAR (measured) = 14.3 W/kg

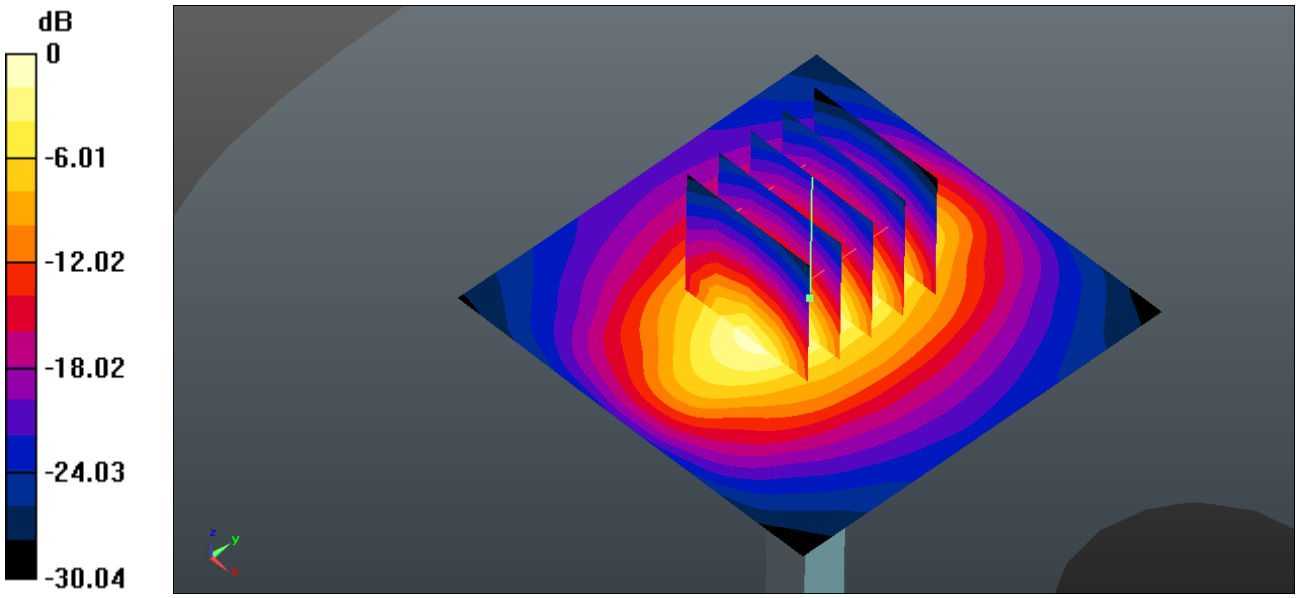


0 dB = 14.8 W/kg = 11.70 dBW/kg

Test Laboratory: Sporton International Inc. SAR/HAC Testing Lab Date: 2018.9.27

**System Check_Head_2450MHz**

**DUT: D2450V2-840**

Communication System: UID 0, CW (0); Frequency: 2450 MHz;Duty Cycle: 1:1
Medium: HSL_2450 Medium parameters used: f = 2450 MHz; $\sigma$ = 1.848 S/m; $\varepsilon_r$ = 39.012; $\rho$ = 1000 kg/m$^3$
Ambient Temperature：23.5 ℃； Liquid Temperature：22.8 ℃

DASY5 Configuration:
- Probe: EX3DV4 - SN3954; ConvF(7.49, 7.49, 7.49); Calibrated: 2018.1.31;
- Sensor-Surface: 1.4mm (Mechanical Surface Detection)
- Electronics: DAE4 Sn1358; Calibrated: 2018.4.19
- Phantom: SAM1; Type: SAM; Serial: TP-1842
- Measurement SW: DASY52, Version 52.8 (8); SEMCAD X Version 14.6.10 (7372)

**Pin=250mW/Area Scan (61x61x1):** Interpolated grid: dx=1.500 mm, dy=1.500 mm
Maximum value of SAR (interpolated) = 17.4 W/kg

**Pin=250mW/Zoom Scan (7x7x7)/Cube 0:** Measurement grid: dx=5mm, dy=5mm, dz=5mm
Reference Value = 90.94 V/m; Power Drift = 0.05 dB
Peak SAR (extrapolated) = 26.2 W/kg
**SAR(1 g) = 12.9 W/kg; SAR(10 g) = 6.14 W/kg**
Maximum value of SAR (measured) = 17.0 W/kg

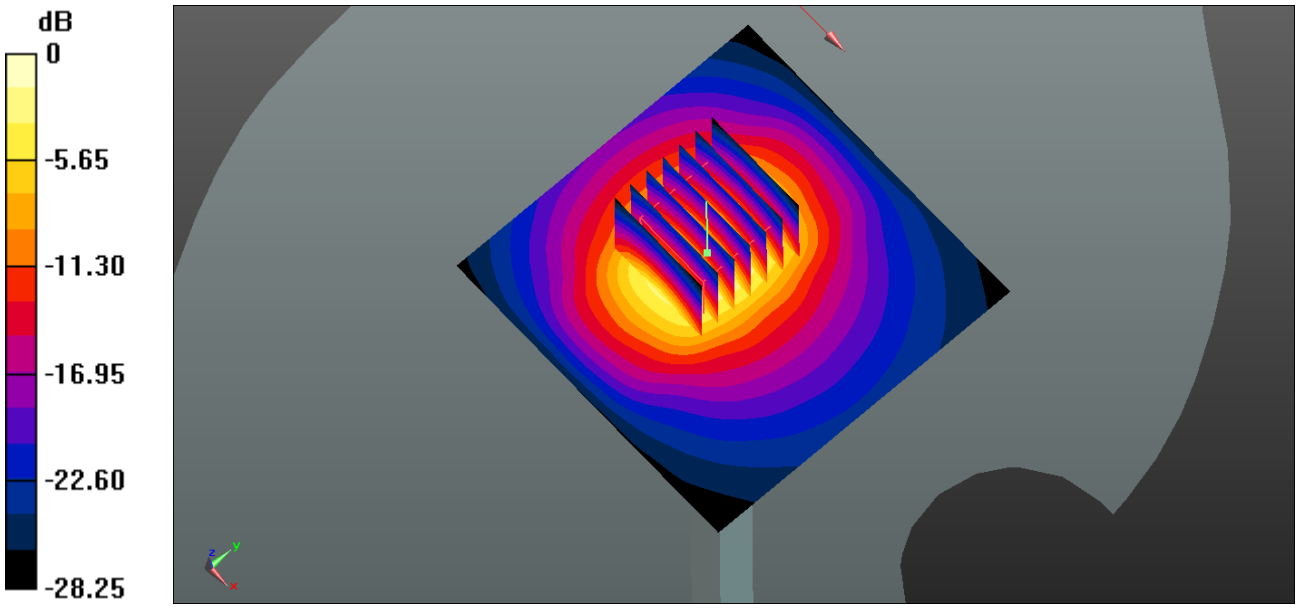


0 dB = 17.4 W/kg = 12.41 dBW/kg

Test Laboratory: Sporton International Inc. SAR/HAC Testing Lab Date: 2018.9.23

**System Check_Head_2600MHz**

**DUT: D2600V2-1061**

Communication System: UID 0, CW; Frequency: 2600 MHz;Duty Cycle: 1:1
Medium: HSL_2600 Medium parameters used: f = 2600 MHz; $\sigma$ = 2.021 S/m; $\varepsilon_r$ = 38.375; $\rho$ = 1000$kg/m^3$
Ambient Temperature：23.3 ℃； Liquid Temperature：22.6 ℃

DASY5 Configuration:
- Probe: EX3DV4 - SN3954; ConvF(7.31, 7.31, 7.31); Calibrated: 2018.1.31;
- Sensor-Surface: 1.4mm (Mechanical Surface Detection)
- Electronics: DAE4 Sn1358; Calibrated: 2018.4.19
- Phantom: SAM1; Type: SAM; Serial: TP-1842
- Measurement SW: DASY52, Version 52.10 (1); SEMCAD X Version 14.6.11 (7331)

**Pin=250mW/Area Scan (71x71x1):** Interpolated grid: dx=1.200 mm, dy=1.200 mm
Maximum value of SAR (interpolated) = 23.5 W/kg

**Pin=250mW/Zoom Scan (7x7x7)/Cube 0:** Measurement grid: dx=5mm, dy=5mm, dz=5mm
Reference Value = 83.32 V/m; Power Drift = -0.06 dB
Peak SAR (extrapolated) = 30.9 W/kg
**SAR(1 g) = 13.7 W/kg; SAR(10 g) = 6.01 W/kg**
Maximum value of SAR (measured) = 24.5 W/kg

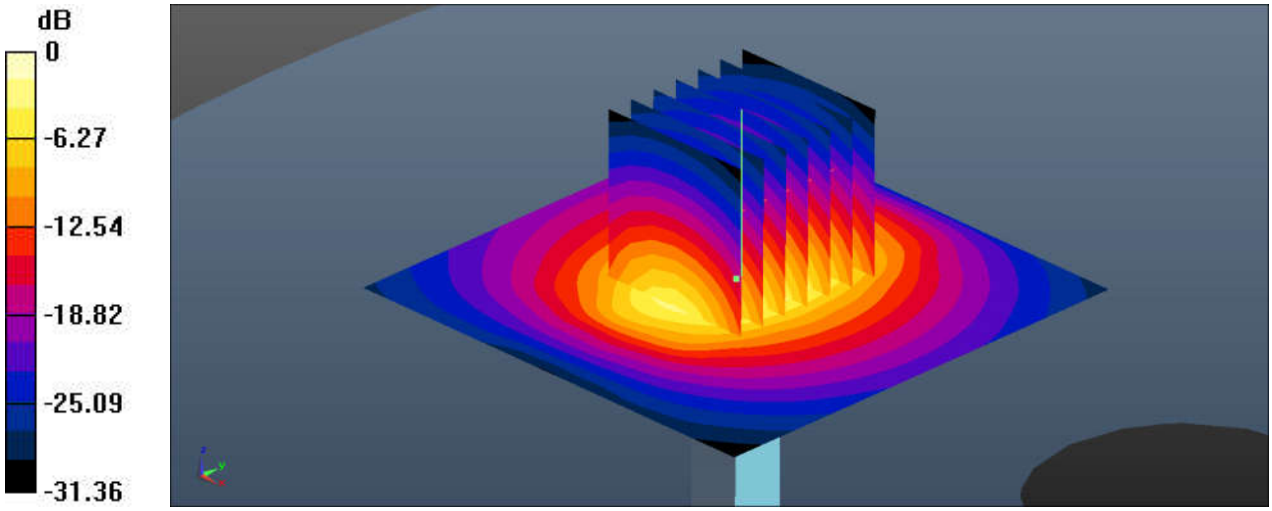


0 dB = 23.5 W/kg = 13.71 dBW/kg

Test Laboratory: Sporton International Inc. SAR/HAC Testing Lab Date: 2018.9.24

**System Check_Head_5250MHz**

**DUT: D5GHzV2-1203**

Communication System: UID 0, CW (0); Frequency: 5250 MHz;Duty Cycle: 1:1
Medium: HSL_5000 Medium parameters used: f = 5250 MHz; $\sigma$ = 4.808 S/m; $\varepsilon_r$ = 36.948; $\rho$ = 1000 kg/m$^3$
Ambient Temperature：23.5 ℃; Liquid Temperature：22.8 ℃

DASY5 Configuration:
- Probe: EX3DV4 - SN3857; ConvF(5.2, 5.2, 5.2); Calibrated: 2018.5.31;
- Sensor-Surface: 1.4mm (Mechanical Surface Detection)
- Electronics: DAE4 Sn1210; Calibrated: 2018.5.28
- Phantom: SAM1; Type: SAM; Serial: TP-1479
- Measurement SW: DASY52, Version 52.8 (8); SEMCAD X Version 14.6.10 (7372)

**Pin=100mW/Area Scan (71x71x1):** Interpolated grid: dx=1.000 mm, dy=1.000 mm
Maximum value of SAR (interpolated) = 19.4 W/kg

**Pin=100mW/Zoom Scan (8x8x7)/Cube 0:** Measurement grid: dx=4mm, dy=4mm, dz=1.4mm
Reference Value = 40.68 V/m; Power Drift = 0.08 dB
Peak SAR (extrapolated) = 32.0 W/kg
**SAR(1 g) = 8.02 W/kg; SAR(10 g) = 2.28 W/kg**
Maximum value of SAR (measured) = 18.8 W/kg

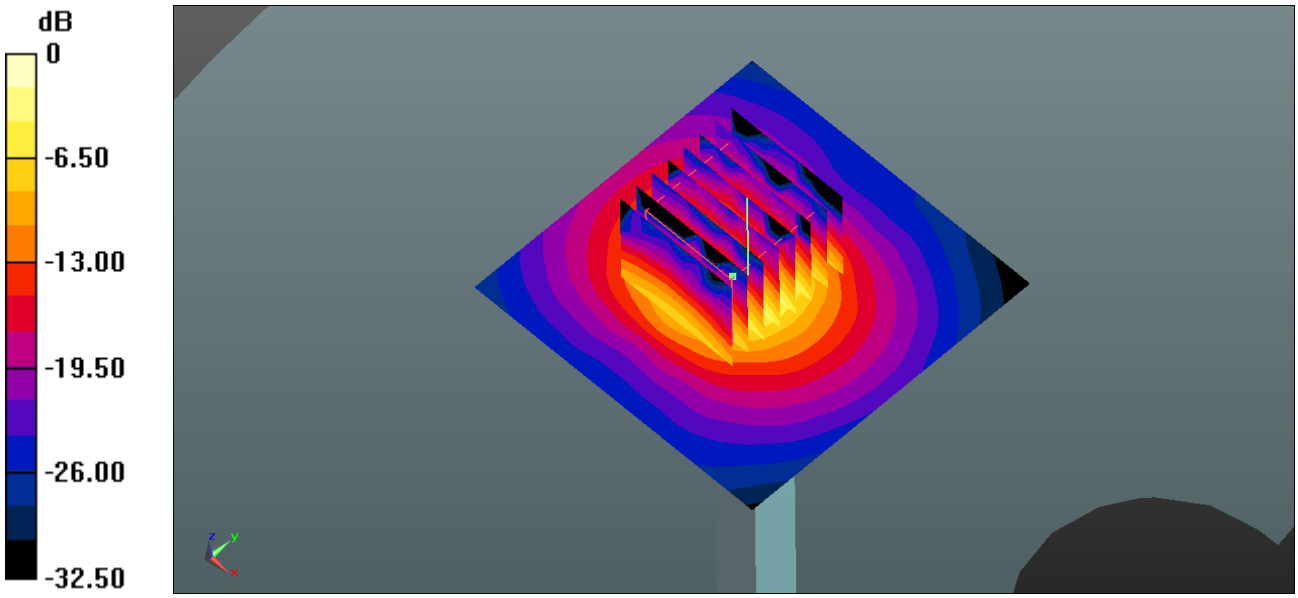


0 dB = 19.4 W/kg = 12.88 dBW/kg

Test Laboratory: Sporton International Inc. SAR/HAC Testing Lab Date: 2018.9.24

**System Check_Head_5600MHz**

**DUT: D5GHzV2-1203**

Communication System: UID 0, CW (0); Frequency: 5600 MHz;Duty Cycle: 1:1
Medium: HSL_5000 Medium parameters used: f = 5600 MHz; $\sigma$ = 5.183 S/m; $\varepsilon_r$ = 36.415; $\rho$ = 1000 kg/m$^3$
Ambient Temperature：23.5 ℃； Liquid Temperature：22.8 ℃

DASY5 Configuration:
- Probe: EX3DV4 - SN3857; ConvF(4.94, 4.94, 4.94); Calibrated: 2018.5.31;
- Sensor-Surface: 1.4mm (Mechanical Surface Detection)
- Electronics: DAE4 Sn1210; Calibrated: 2018.5.28
- Phantom: SAM1; Type: SAM; Serial: TP-1479
- Measurement SW: DASY52, Version 52.8 (8); SEMCAD X Version 14.6.10 (7372)

**Pin=100mW/Area Scan (71x71x1):** Interpolated grid: dx=1.000 mm, dy=1.000 mm
Maximum value of SAR (interpolated) = 20.0 W/kg

**Pin=100mW/Zoom Scan (8x8x7)/Cube 0:** Measurement grid: dx=4mm, dy=4mm, dz=1.4mm
Reference Value = 38.78 V/m; Power Drift = 0.01 dB
Peak SAR (extrapolated) = 35.0 W/kg
**SAR(1 g) = 8.1 W/kg; SAR(10 g) = 2.29 W/kg**
Maximum value of SAR (measured) = 19.6 W/kg

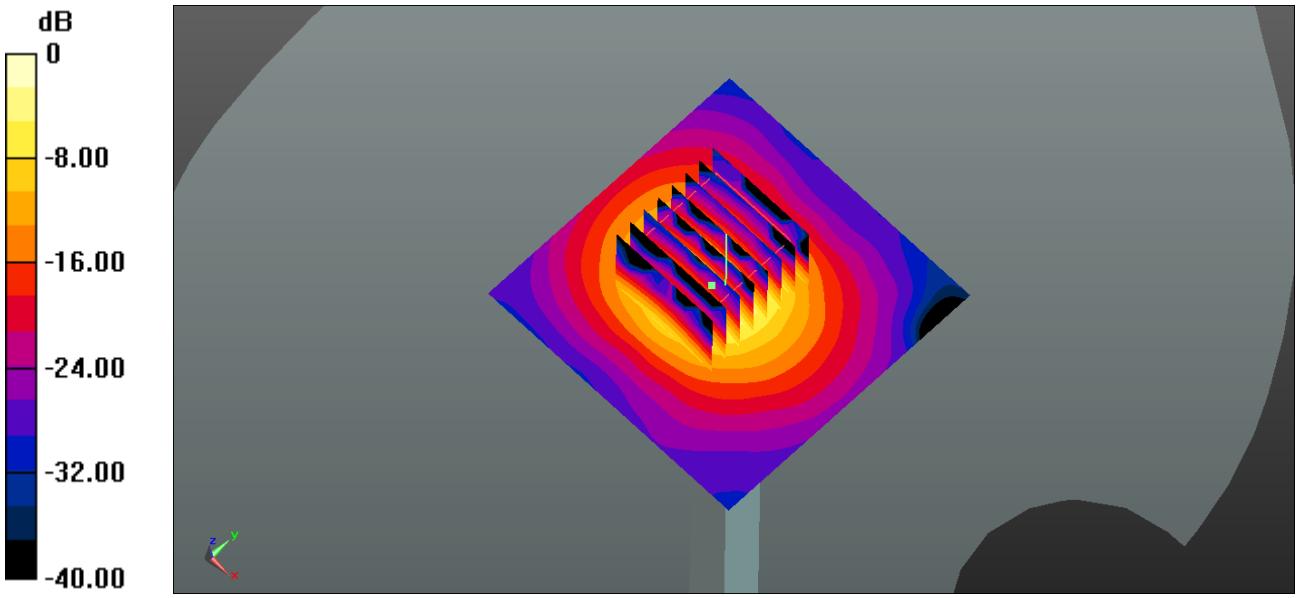


0 dB = 20.0 W/kg = 13.01 dBW/kg

Test Laboratory: Sporton International Inc. SAR/HAC Testing Lab Date: 2018.9.24

**System Check_Head_5750MHz**

**DUT: D5GHzV2-1203**

Communication System: UID 0, CW (0); Frequency: 5750 MHz;Duty Cycle: 1:1
Medium: HSL_5000 Medium parameters used: f = 5750 MHz; $\sigma$ = 5.349 S/m; $\varepsilon_r$ = 36.196; $\rho$ = 1000 kg/m$^3$
Ambient Temperature：23.5 ℃； Liquid Temperature：22.8 ℃

DASY5 Configuration:
- Probe: EX3DV4 - SN3857; ConvF(5.23, 5.23, 5.23); Calibrated: 2018.5.31;
- Sensor-Surface: 1.4mm (Mechanical Surface Detection)
- Electronics: DAE4 Sn1210; Calibrated: 2018.5.28
- Phantom: SAM1; Type: SAM; Serial: TP-1479
- Measurement SW: DASY52, Version 52.8 (8); SEMCAD X Version 14.6.10 (7372)

**Pin=100mW/Area Scan (71x71x1):** Interpolated grid: dx=1.000 mm, dy=1.000 mm
Maximum value of SAR (interpolated) = 18.4 W/kg

**Pin=100mW/Zoom Scan (8x8x7)/Cube 0:** Measurement grid: dx=4mm, dy=4mm, dz=1.4mm
Reference Value = 35.25 V/m; Power Drift = 0.08 dB
Peak SAR (extrapolated) = 33.0 W/kg
**SAR(1 g) = 7.61 W/kg; SAR(10 g) = 2.12 W/kg**
Maximum value of SAR (measured) = 17.7 W/kg

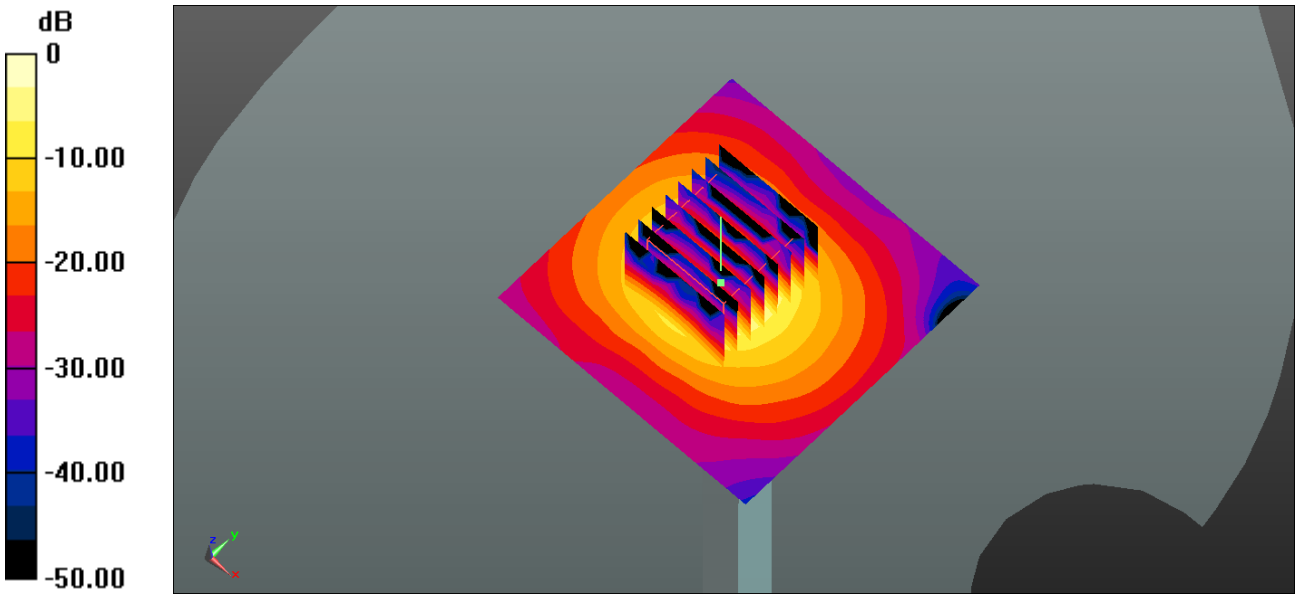


0 dB = 18.4 W/kg = 12.65 dBW/kg

Test Laboratory: Sporton International Inc. SAR/HAC Testing Lab Date: 2018.9.19

**System Check_Body_835MHz**

**DUT: D835V2-4d091**

Communication System: UID 0, CW; Frequency: 835 MHz;Duty Cycle: 1:1
Medium: MSL_850 Medium parameters used: f = 835 MHz; $\sigma$ = 0.983 S/m; $\varepsilon_r$ = 54.264; $\rho$ = 1000 kg/m$^3$
Ambient Temperature：23.5 ℃； Liquid Temperature：22.8 ℃

DASY5 Configuration:
- Probe: EX3DV4 - SN3857; ConvF(9.49, 9.49, 9.49); Calibrated: 2018.5.31;
- Sensor-Surface: 1.4mm (Mechanical Surface Detection)
- Electronics: DAE4 Sn1210; Calibrated: 2018.5.28
- Phantom: SAM1; Type: SAM; Serial: TP-1697
- Measurement SW: DASY52, Version 52.8 (8); SEMCAD X Version 14.6.10 (7372)

**Pin=250mW/Area Scan (61x61x1):** Interpolated grid: dx=1.500 mm, dy=1.500 mm
Maximum value of SAR (interpolated) = 3.36 W/kg

**Pin=250mW/Zoom Scan (5x5x7)/Cube 0:** Measurement grid: dx=8mm, dy=8mm, dz=5mm
Reference Value = 54.11 V/m; Power Drift = 0.04 dB
Peak SAR (extrapolated) = 3.95 W/kg
**SAR(1 g) = 2.36 W/kg; SAR(10 g) = 1.53 W/kg**
Maximum value of SAR (measured) = 3.3 W/kg

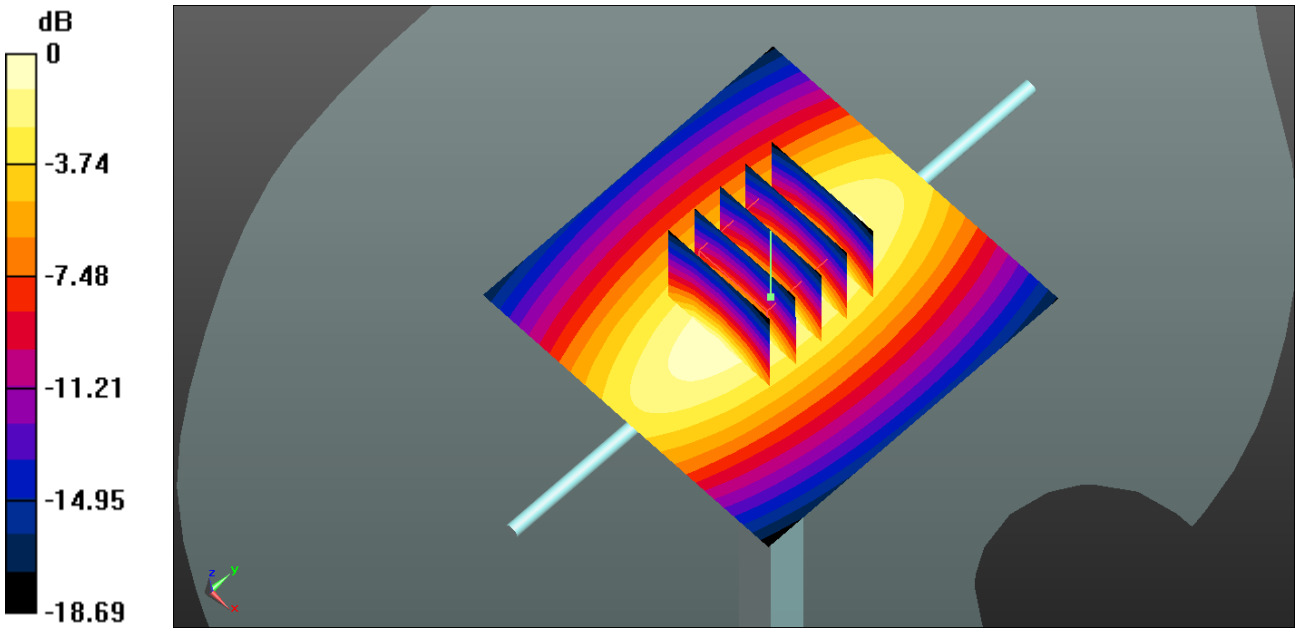


0 dB = 3.3 W/kg = 5.19 dBW/kg

Test Laboratory: Sporton International Inc. SAR/HAC Testing Lab Date: 2018.10.8

**System Check_Body_1750MHz**

**DUT: D1750V2-1069**

Communication System: UID 0, CW (0); Frequency: 1750 MHz;Duty Cycle: 1:1
Medium: MSL_1750 Medium parameters used: f = 1750 MHz; $\sigma$ = 1.491 S/m; $\varepsilon_r$ = 54.095; $\rho$ = 1000 kg/m$^3$
Ambient Temperature：23.3 ℃； Liquid Temperature：22.6 ℃

DASY5 Configuration:
- Probe: ES3DV3 - SN3088; ConvF(4.82, 4.82, 4.82); Calibrated: 2018.7.19;
- Sensor-Surface: 3mm (Mechanical Surface Detection)
- Electronics: DAE4 Sn1305; Calibrated: 2018.5.11
- Phantom: SAM1; Type: SAM; Serial: TP-1842
- Measurement SW: DASY52, Version 52.8 (8); SEMCAD X Version 14.6.10 (7372)

**Pin=250mW/Area Scan (61x61x1):** Interpolated grid: dx=1.500 mm, dy=1.500 mm
Maximum value of SAR (interpolated) = 12.6 W/kg

**Pin=250mW/Zoom Scan (5x5x7)/Cube 0:** Measurement grid: dx=8mm, dy=8mm, dz=5mm
Reference Value = 75.10 V/m; Power Drift = 0.11 dB
Peak SAR (extrapolated) = 15.2 W/kg
**SAR(1 g) = 9.16 W/kg; SAR(10 g) = 5.08 W/kg**
Maximum value of SAR (measured) = 12.5 W/kg

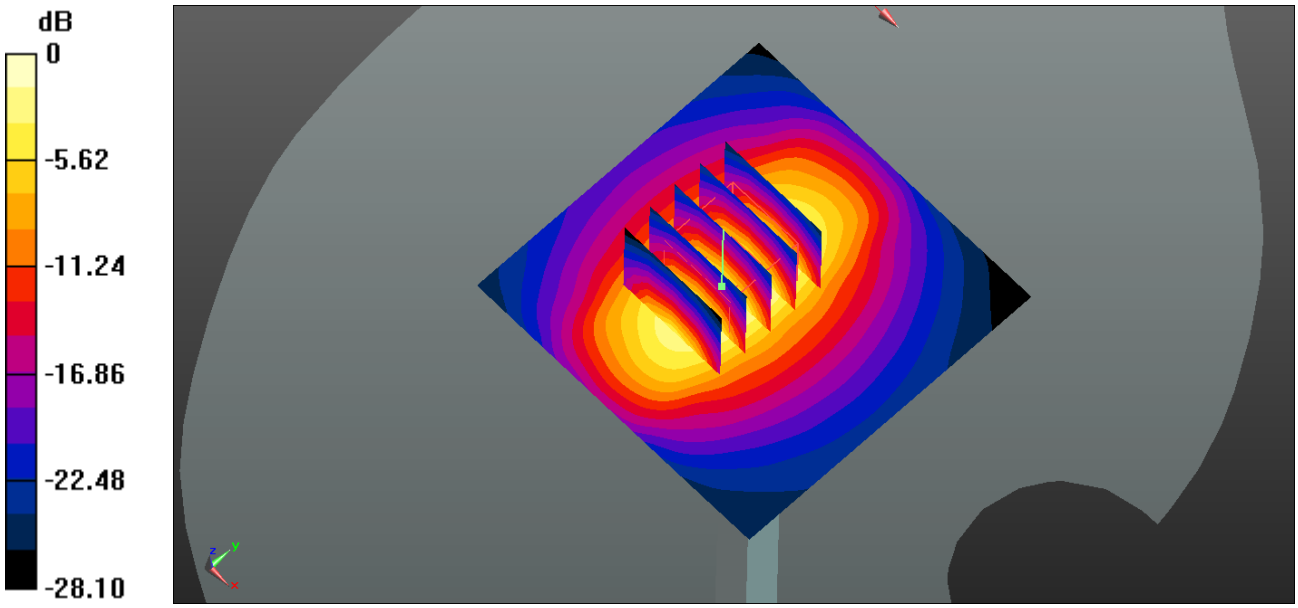


0 dB = 12.6 W/kg = 11.00 dBW/kg

Test Laboratory: Sporton International Inc. SAR/HAC Testing Lab Date: 2018.10.12

**System Check_Body_1900MHz**

**DUT: D1900V2-5d118**

Communication System: UID 0, CW (0); Frequency: 1900 MHz;Duty Cycle: 1:1
Medium: MSL_1900 Medium parameters used: f = 1900 MHz; $\sigma$ = 1.537 S/m; $\varepsilon_r$ = 53.815; $\rho$ = 1000 kg/m$^3$
Ambient Temperature：23.5 ℃； Liquid Temperature：22.8 ℃

DASY5 Configuration:
- Probe: ES3DV3 - SN3088; ConvF(4.71, 4.71, 4.71); Calibrated: 2018.7.19;
- Sensor-Surface: 3mm (Mechanical Surface Detection)
- Electronics: DAE4 Sn1305; Calibrated: 2018.5.11
- Phantom: SAM1; Type: SAM; Serial: TP-1842
- Measurement SW: DASY52, Version 52.8 (8); SEMCAD X Version 14.6.10 (7372)

**Pin=250mW/Area Scan (61x61x1):** Interpolated grid: dx=1.500 mm, dy=1.500 mm
Maximum value of SAR (interpolated) = 13.0 W/kg

**Pin=250mW/Zoom Scan (5x5x7)/Cube 0:** Measurement grid: dx=8mm, dy=8mm, dz=5mm
Reference Value = 78.90 V/m; Power Drift = 0.08 dB
Peak SAR (extrapolated) = 16.2 W/kg
**SAR(1 g) = 9.47 W/kg; SAR(10 g) = 5.05 W/kg**
Maximum value of SAR (measured) = 13.3 W/kg

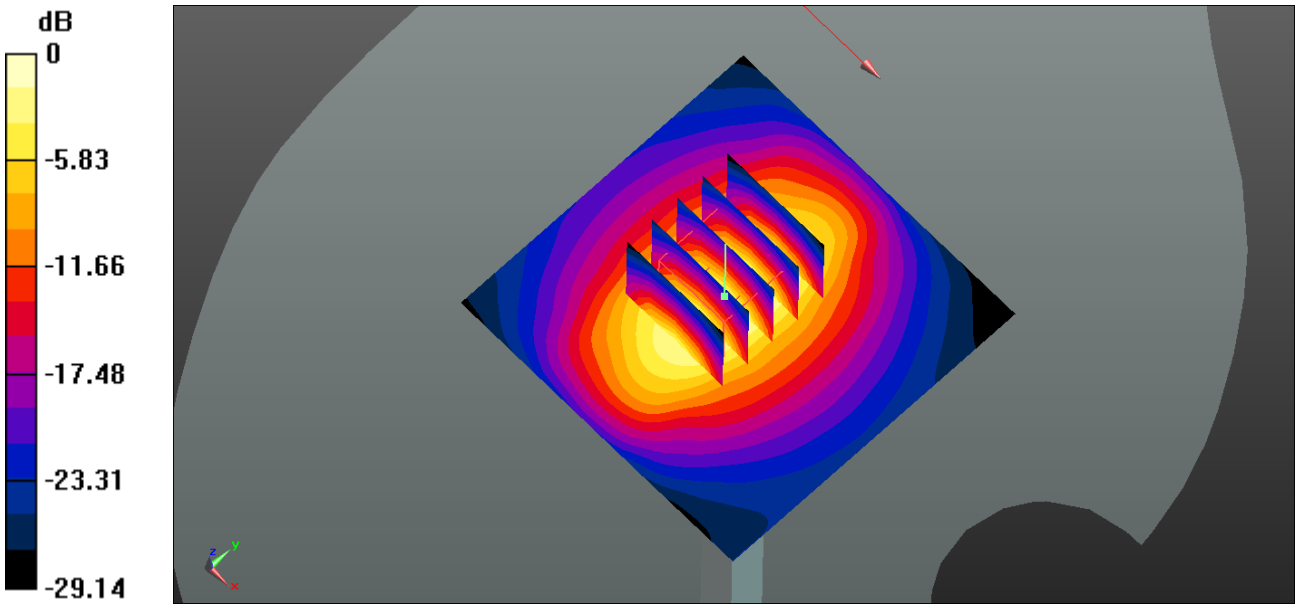


0 dB = 13.0 W/kg = 11.14 dBW/kg

Test Laboratory: Sporton International Inc. SAR/HAC Testing Lab Date: 2018.9.27

**System Check_Body_2450MHz**

**DUT: D2450V2-840**

Communication System: UID 0, CW (0); Frequency: 2450 MHz;Duty Cycle: 1:1
Medium: MSL_2450 Medium parameters used: f = 2450 MHz; $\sigma$ = 2.01 S/m; $\varepsilon_r$ = 51.79; $\rho$ = 1000 kg/m$^3$
Ambient Temperature：23.4 ℃； Liquid Temperature：22.7 ℃

DASY5 Configuration:
- Probe: EX3DV4 - SN3954; ConvF(7.53, 7.53, 7.53); Calibrated: 2018.1.31;
- Sensor-Surface: 1.4mm (Mechanical Surface Detection)
- Electronics: DAE4 Sn1358; Calibrated: 2018.4.19
- Phantom: SAM2; Type: SAM; Serial: TP-1842
- Measurement SW: DASY52, Version 52.8 (8); SEMCAD X Version 14.6.10 (7372)

**Pin=250mW/Area Scan (71x71x1):** Interpolated grid: dx=1.200 mm, dy=1.200 mm
Maximum value of SAR (interpolated) = 20.1 W/kg

**Pin=250mW/Zoom Scan (7x7x7)/Cube 0:** Measurement grid: dx=5mm, dy=5mm, dz=5mm
Reference Value = 85.70 V/m; Power Drift = 0.02 dB
Peak SAR (extrapolated) = 26.6 W/kg
**SAR(1 g) = 13.1 W/kg; SAR(10 g) = 6.09 W/kg**
Maximum value of SAR (measured) = 19.9 W/kg

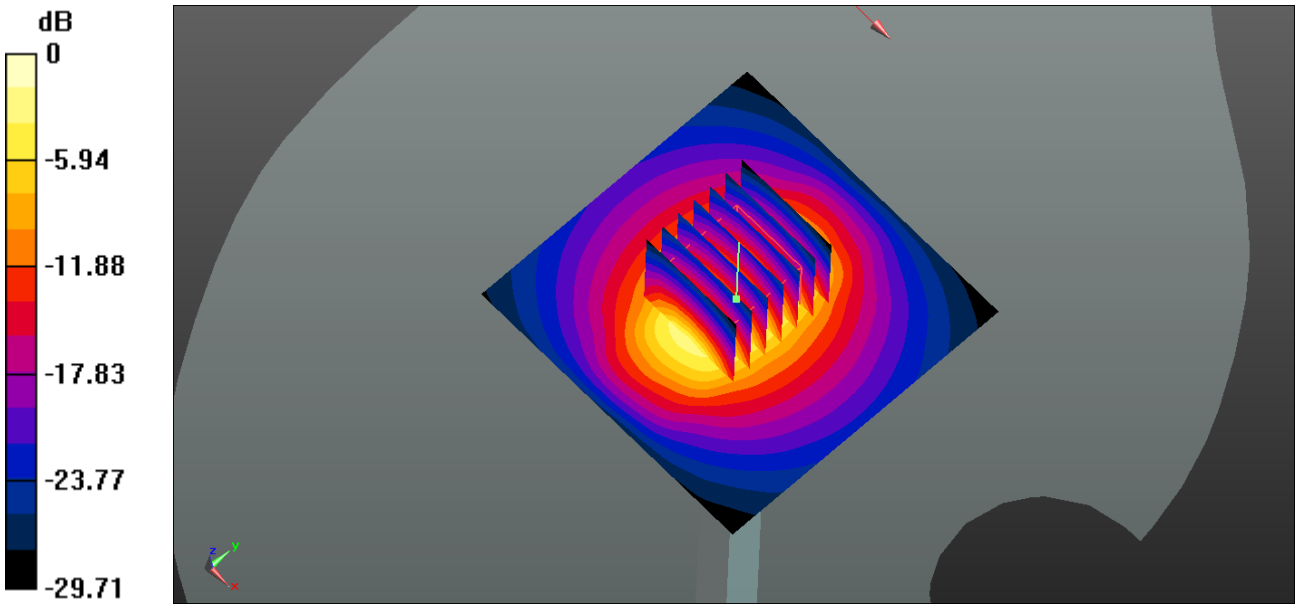


0 dB = 20.1 W/kg = 13.03 dBW/kg

Test Laboratory: Sporton International Inc. SAR/HAC Testing Lab Date: 2018.10.15

**System Check_Body_2600MHz**

**DUT: D2600V2-1061**

Communication System: UID 0, CW (0); Frequency: 2600 MHz;Duty Cycle: 1:1
Medium: MSL_2600 Medium parameters used: f = 2600 MHz; $\sigma$ = 2.222 S/m; $\varepsilon_r$ = 51.221; $\rho$ = 1000 kg/m$^3$
Ambient Temperature：23.4 ℃； Liquid Temperature：22.7 ℃

DASY5 Configuration:
- Probe: ES3DV3 - SN3088; ConvF(4.41, 4.41, 4.41); Calibrated: 2018.7.19;
- Sensor-Surface: 3mm (Mechanical Surface Detection)
- Electronics: DAE4 Sn1305; Calibrated: 2018.5.11
- Phantom: SAM2; Type: SAM; Serial: TP-1842
- Measurement SW: DASY52, Version 52.8 (8); SEMCAD X Version 14.6.10 (7372)

**Pin=250mW/Area Scan (71x71x1):** Interpolated grid: dx=1.200 mm, dy=1.200 mm
Maximum value of SAR (interpolated) = 21.2 W/kg

**Pin=250mW/Zoom Scan (7x7x7)/Cube 0:** Measurement grid: dx=5mm, dy=5mm, dz=5mm
Reference Value = 83.50 V/m; Power Drift = 0.02 dB
Peak SAR (extrapolated) = 29.1 W/kg
**SAR(1 g) = 13.5 W/kg; SAR(10 g) = 6 W/kg**
Maximum value of SAR (measured) = 21.2 W/kg

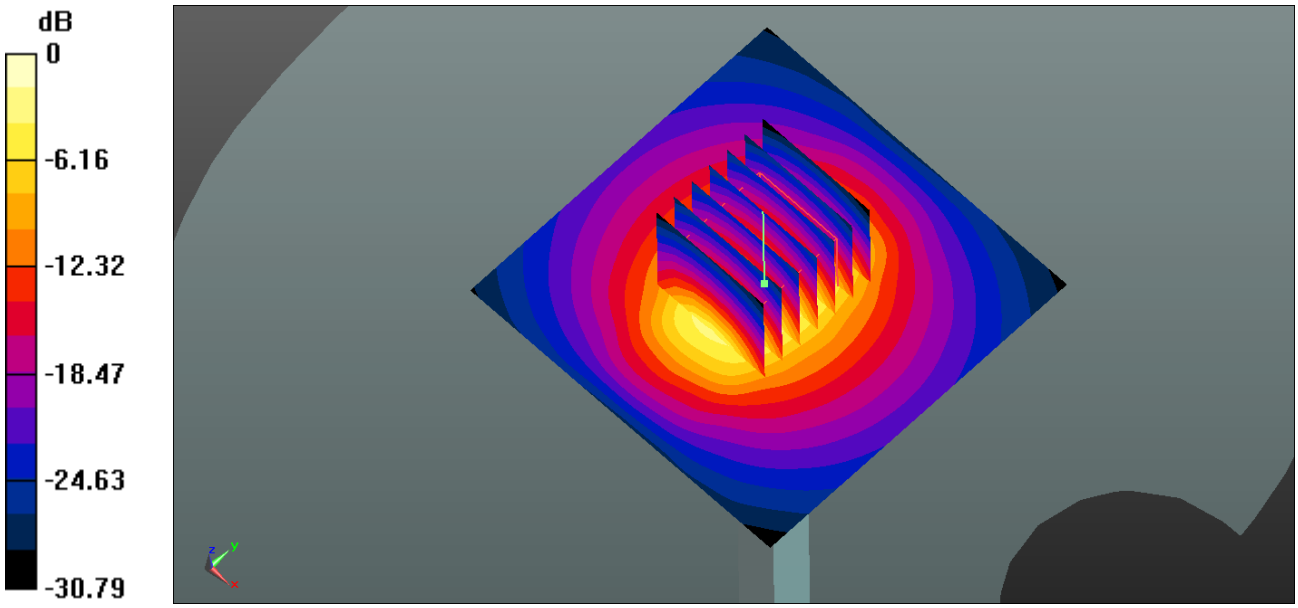


0 dB = 21.2 W/kg = 13.26 dBW/kg

Test Laboratory: Sporton International Inc. SAR/HAC Testing Lab Date: 2018.9.25

**System Check_Body_5250MHz**

**DUT: D5GHzV2-1203**

Communication System: UID 0, CW (0); Frequency: 5250 MHz;Duty Cycle: 1:1
Medium: MSL_5000 Medium parameters used: f = 5250 MHz; $\sigma$ = 5.551 S/m; $\varepsilon_r$ = 47.329; $\rho$ = 1000 kg/m$^3$
Ambient Temperature：23.5 ℃； Liquid Temperature：22.8 ℃

DASY5 Configuration:
- Probe: EX3DV4 - SN3857; ConvF(4.4, 4.4, 4.4); Calibrated: 2018.5.31;
- Sensor-Surface: 1.4mm (Mechanical Surface Detection)
- Electronics: DAE4 Sn1210; Calibrated: 2018.5.28
- Phantom: SAM1; Type: SAM; Serial: TP-1479
- Measurement SW: DASY52, Version 52.8 (8); SEMCAD X Version 14.6.10 (7372)

**Pin=100mW/Area Scan (71x71x1):** Interpolated grid: dx=1.000 mm, dy=1.000 mm
Maximum value of SAR (interpolated) = 17.1 W/kg

**Pin=100mW/Zoom Scan (8x8x7)/Cube 0:** Measurement grid: dx=4mm, dy=4mm, dz=1.4mm
Reference Value = 37.75 V/m; Power Drift = 0.01 dB
Peak SAR (extrapolated) = 28.7 W/kg
**SAR(1 g) = 7.15 W/kg; SAR(10 g) = 1.99 W/kg**
Maximum value of SAR (measured) = 16.5 W/kg

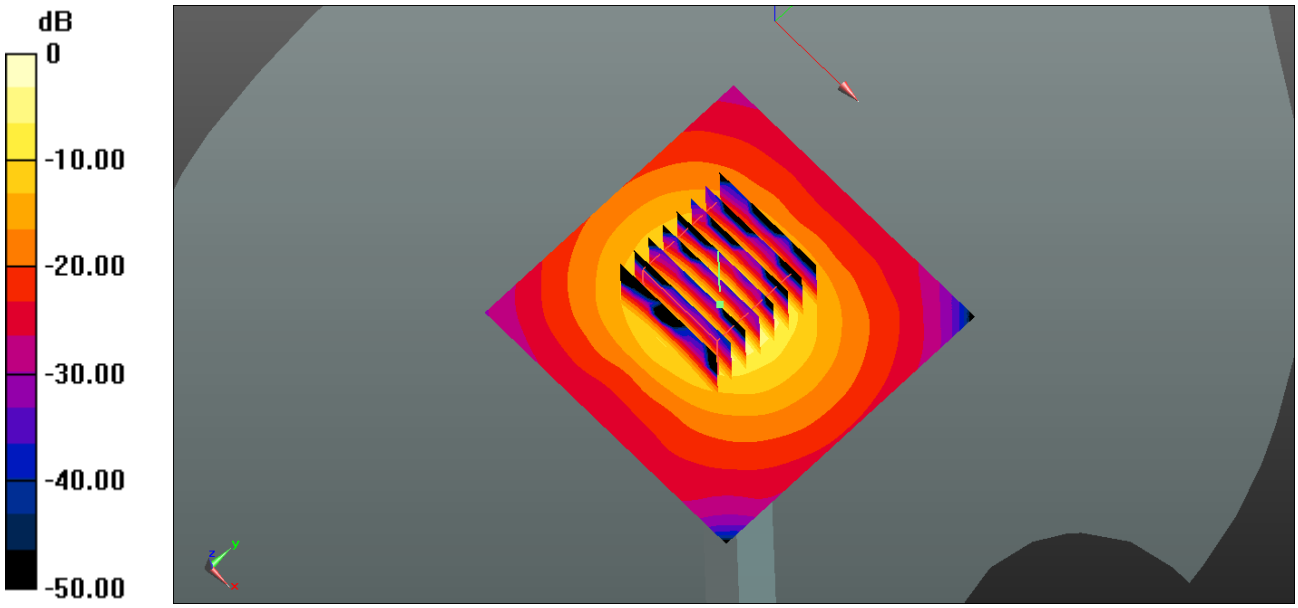


0 dB = 17.1 W/kg = 12.33 dBW/kg

Test Laboratory: Sporton International Inc. SAR/HAC Testing Lab Date: 2018.9.25

**System Check_Body_5600MHz**

**DUT: D5GHzV2-1203**

Communication System: UID 0, CW (0); Frequency: 5600 MHz;Duty Cycle: 1:1
Medium: MSL_5000 Medium parameters used: f = 5600 MHz; $\sigma$ = 6.013 S/m; $\varepsilon_r$ = 46.722; $\rho$ = 1000 kg/m$^3$
Ambient Temperature：23.5 ℃； Liquid Temperature：22.8 ℃

DASY5 Configuration:
- Probe: EX3DV4 - SN3857; ConvF(3.76, 3.76, 3.76); Calibrated: 2018.5.31;
- Sensor-Surface: 1.4mm (Mechanical Surface Detection)
- Electronics: DAE4 Sn1210; Calibrated: 2018.5.28
- Phantom: SAM1; Type: SAM; Serial: TP-1479
- Measurement SW: DASY52, Version 52.8 (8); SEMCAD X Version 14.6.10 (7372)

**Pin=100mW/Area Scan (71x71x1):** Interpolated grid: dx=1.000 mm, dy=1.000 mm
Maximum value of SAR (interpolated) = 18.9 W/kg

**Pin=100mW/Zoom Scan (8x8x7)/Cube 0:** Measurement grid: dx=4mm, dy=4mm, dz=1.4mm
Reference Value = 36.87 V/m; Power Drift = 0.03 dB
Peak SAR (extrapolated) = 32.3 W/kg
**SAR(1 g) = 7.62 W/kg; SAR(10 g) = 2.12 W/kg**
Maximum value of SAR (measured) = 18.4 W/kg

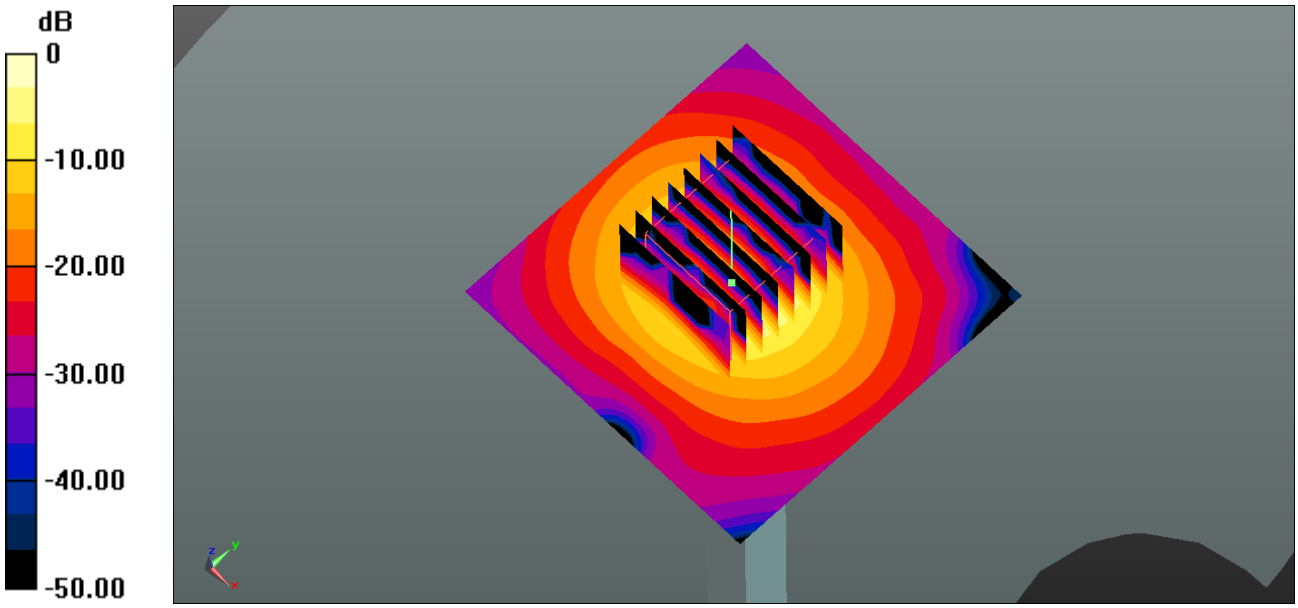


0 dB = 18.9 W/kg = 12.76 dBW/kg

Test Laboratory: Sporton International Inc. SAR/HAC Testing Lab Date: 2018.9.25

**System Check_Body_5750MHz**

**DUT: D5GHzV2-1203**

Communication System: UID 0, CW (0); Frequency: 5750 MHz;Duty Cycle: 1:1
Medium: MSL_5000 Medium parameters used: f = 5750 MHz; $\sigma$ = 6.22 S/m; $\varepsilon_r$ = 46.461; $\rho$ = 1000 kg/m$^3$
Ambient Temperature：23.5 ℃； Liquid Temperature：22.8 ℃

DASY5 Configuration:
- Probe: EX3DV4 - SN3857; ConvF(4.31, 4.31, 4.31); Calibrated: 2018.5.31;
- Sensor-Surface: 1.4mm (Mechanical Surface Detection)
- Electronics: DAE4 Sn1210; Calibrated: 2018.5.28
- Phantom: SAM1; Type: SAM; Serial: TP-1479
- Measurement SW: DASY52, Version 52.8 (8); SEMCAD X Version 14.6.10 (7372)

**Pin=100mW/Area Scan (71x71x1):** Interpolated grid: dx=1.000 mm, dy=1.000 mm
Maximum value of SAR (interpolated) = 16.8 W/kg

**Pin=100mW/Zoom Scan (8x8x7)/Cube 0:** Measurement grid: dx=4mm, dy=4mm, dz=1.4mm
Reference Value = 35.37 V/m; Power Drift = 0.08 dB
Peak SAR (extrapolated) = 28.8 W/kg
**SAR(1 g) = 7.2 W/kg; SAR(10 g) = 2.03 W/kg**
Maximum value of SAR (measured) = 16.6 W/kg

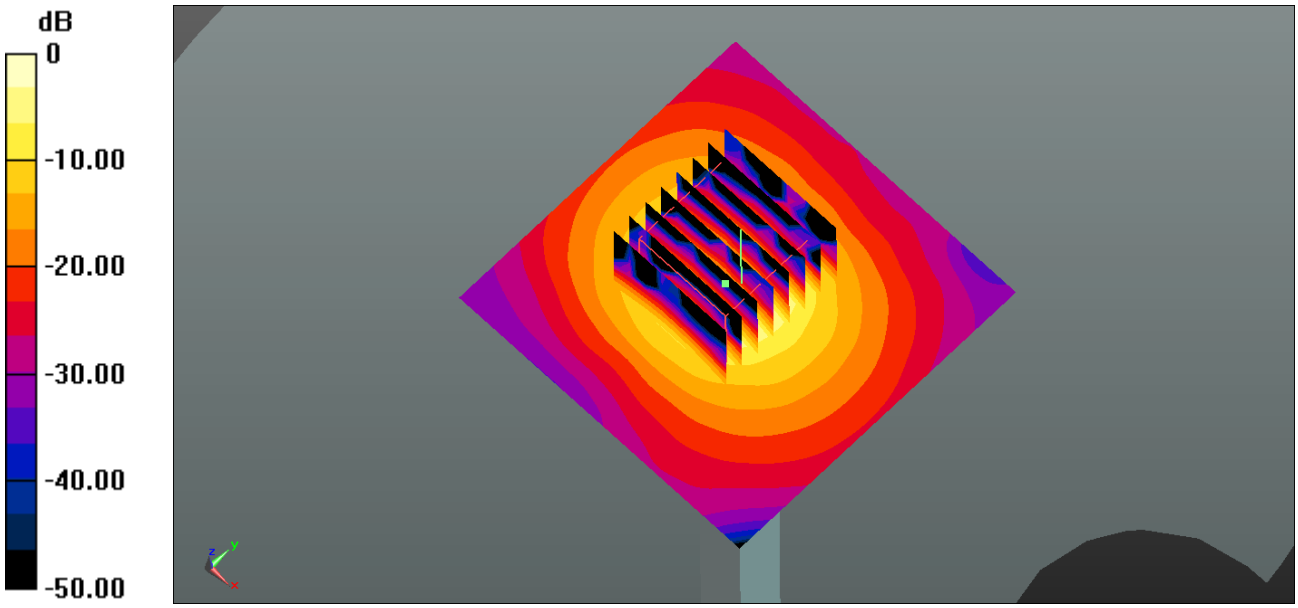


0 dB = 16.8 W/kg = 12.25 dBW/kg