## WCDMA Band IV (RMC 12.2Kbps)

### Lowest Channel

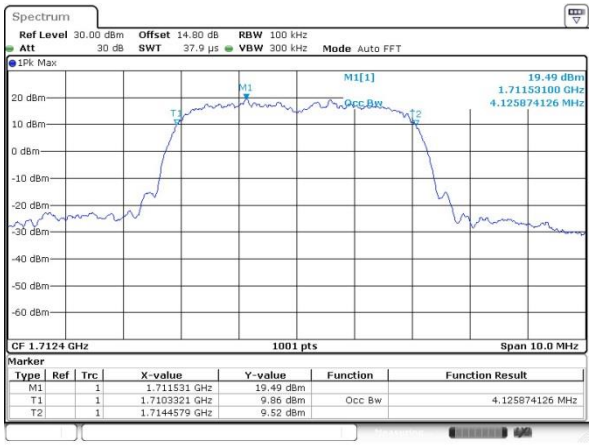


### Middle Channel

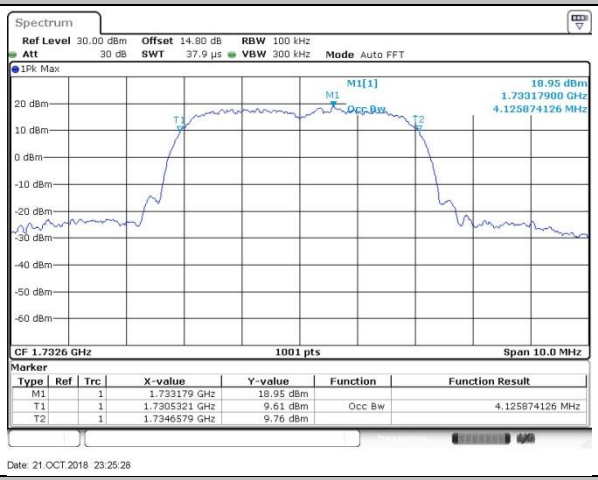


### Highest Channel

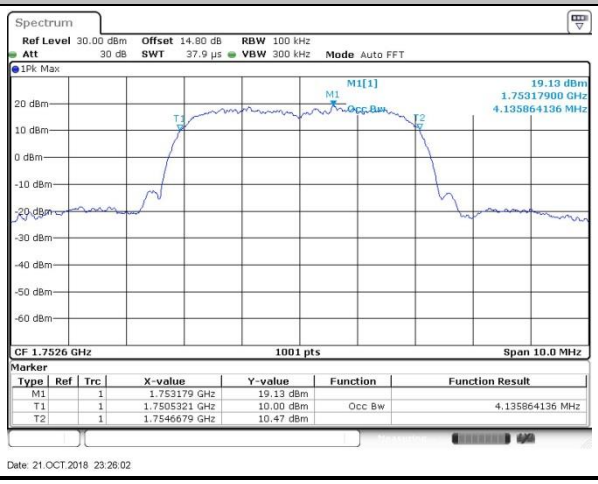

## CDMA BC0 (1xRTT)

### Lowest Channel

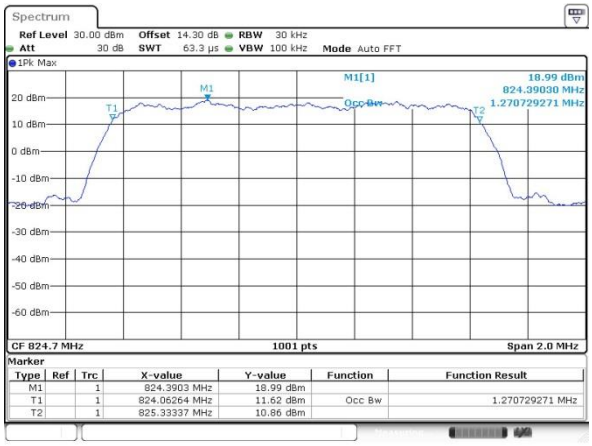


### Middle Channel

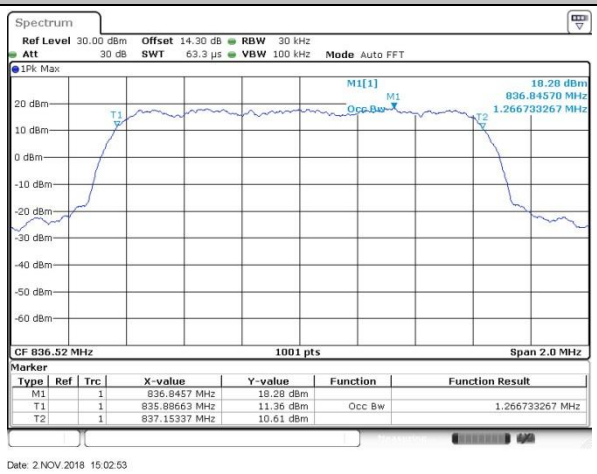


### Highest Channel

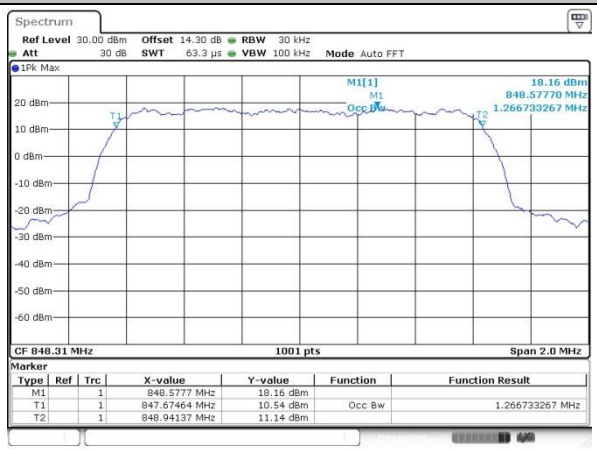


## CDMA BC1(1xRTT)

### Lowest Channel

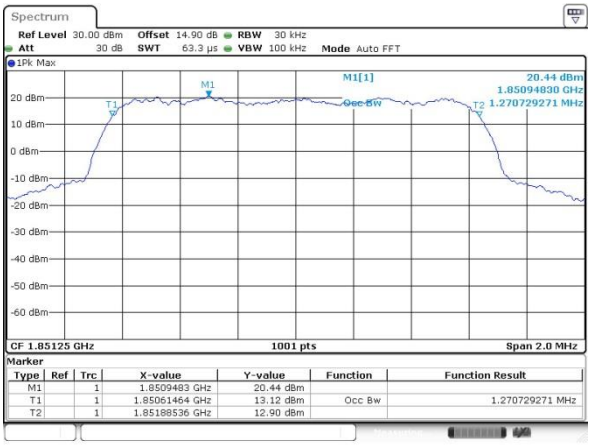


### Middle Channel

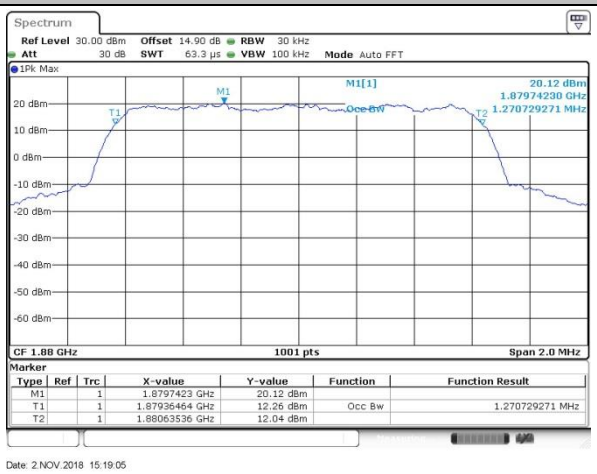


### Highest Channel

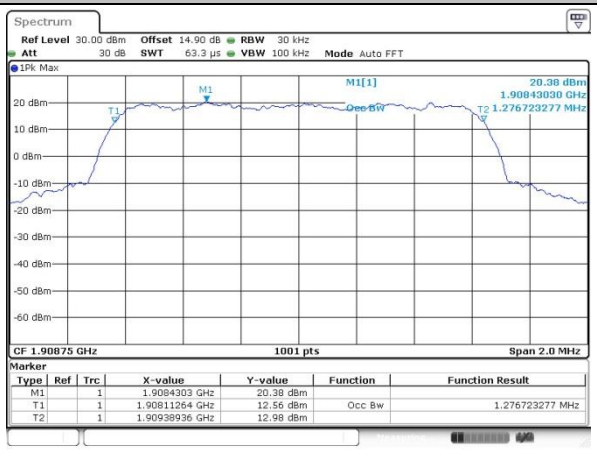

# Conducted Band Edge

## GSM850 (GSM)

### Lowest Band Edge

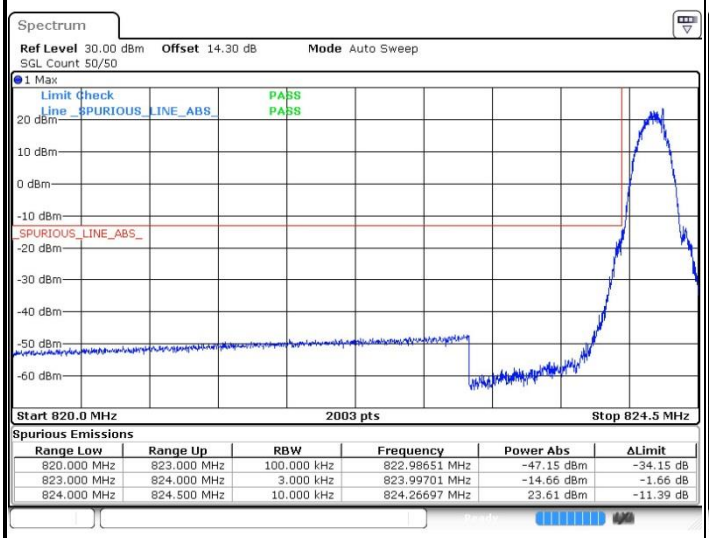


Spurious Emissions

| Range Low | Range Up | RBW | Frequency | Power Abs | ΔLimit |
|---|---|---|---|---|---|
| 820.000 MHz | 823.000 MHz | 100.000 kHz | 822.98651 MHz | -47.15 dBm | -34.15 dB |
| 823.000 MHz | 824.000 MHz | 3.000 kHz | 823.99701 MHz | -14.66 dBm | -1.66 dB |
| 824.000 MHz | 824.500 MHz | 10.000 kHz | 824.26697 MHz | 23.61 dBm | -11.39 dB |

Date: 21.OCT.2018 21:44:15

### Highest Band Edge

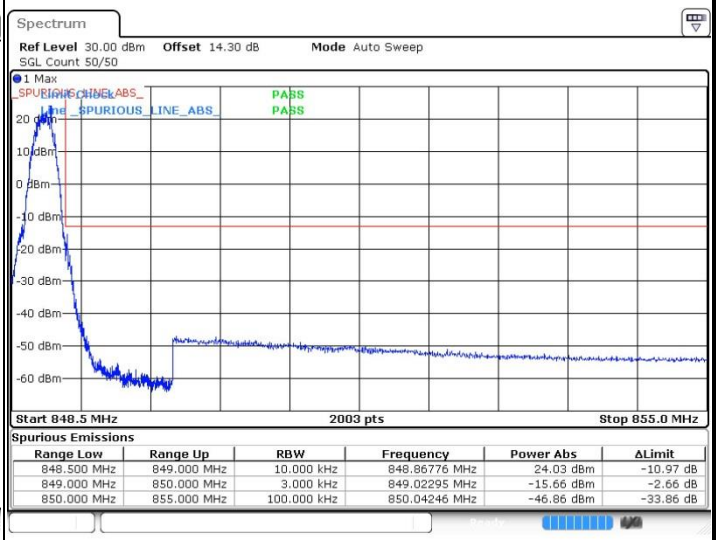


Spurious Emissions

| Range Low | Range Up | RBW | Frequency | Power Abs | ΔLimit |
|---|---|---|---|---|---|
| 848.500 MHz | 849.000 MHz | 10.000 kHz | 848.86776 MHz | 24.03 dBm | -10.97 dB |
| 849.000 MHz | 850.000 MHz | 3.000 kHz | 849.02295 MHz | -15.66 dBm | -2.66 dB |
| 850.000 MHz | 855.000 MHz | 100.000 kHz | 850.04246 MHz | -46.86 dBm | -33.86 dB |

Date: 21.OCT.2018 21:46:03

## GSM850 (EDGE class 8)

### Lowest Band Edge

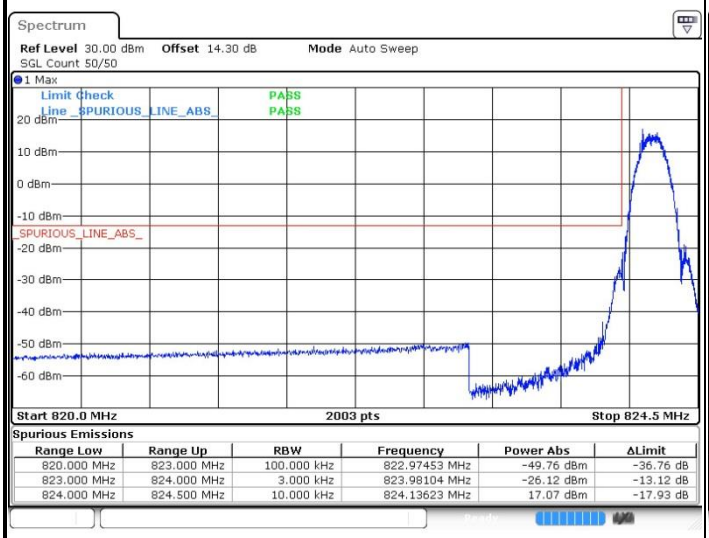


Spurious Emissions

| Range Low | Range Up | RBW | Frequency | Power Abs | ΔLimit |
|---|---|---|---|---|---|
| 820.000 MHz | 823.000 MHz | 100.000 kHz | 822.97453 MHz | -49.76 dBm | -36.76 dB |
| 823.000 MHz | 824.000 MHz | 3.000 kHz | 823.98104 MHz | -26.12 dBm | -13.12 dB |
| 824.000 MHz | 824.500 MHz | 10.000 kHz | 824.13623 MHz | 17.07 dBm | -17.93 dB |

Date: 21.OCT.2018 22:10:15

### Highest Band Edge

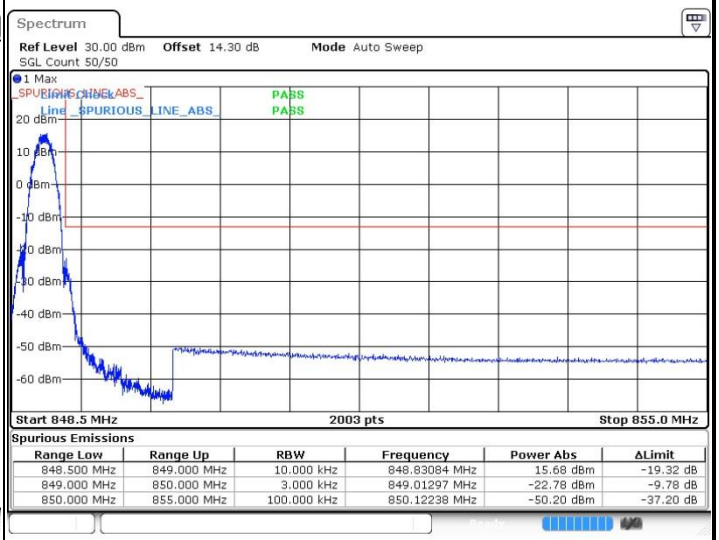


Spurious Emissions

| Range Low | Range Up | RBW | Frequency | Power Abs | ΔLimit |
|---|---|---|---|---|---|
| 848.500 MHz | 849.000 MHz | 10.000 kHz | 848.83084 MHz | 15.68 dBm | -19.32 dB |
| 849.000 MHz | 850.000 MHz | 3.000 kHz | 849.01297 MHz | -22.78 dBm | -9.78 dB |
| 850.000 MHz | 855.000 MHz | 100.000 kHz | 850.12238 MHz | -50.20 dBm | -37.20 dB |

Date: 21.OCT.2018 22:13:24

## GSM1900 (GSM)

### Lowest Band Edge

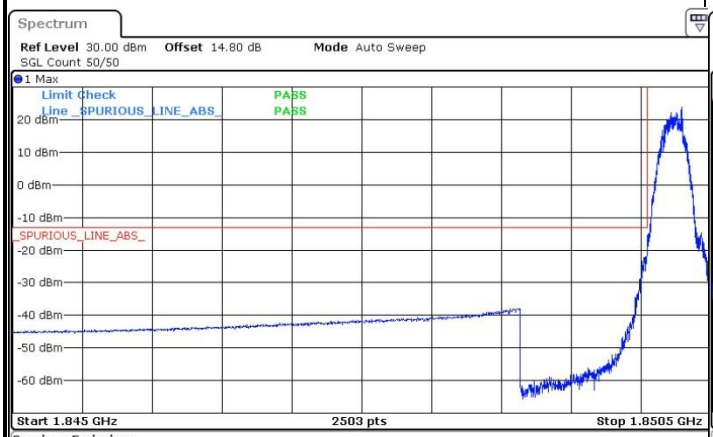


Spurious Emissions

| Range Low | Range Up | RBW | Frequency | Power Abs | ΔLimit |
|---|---|---|---|---|---|
| 1.845 GHz | 1.849 GHz | 1.000 MHz | 1.84900 GHz | -37.90 dBm | -24.90 dB |
| 1.849 GHz | 1.850 GHz | 3.000 kHz | 1.85000 GHz | -16.65 dBm | -3.65 dB |
| 1.850 GHz | 1.851 GHz | 10.000 kHz | 1.85027 GHz | 23.69 dBm | -11.31 dB |

Date: 21.OCT.2018 22:30:24

### Highest Band Edge

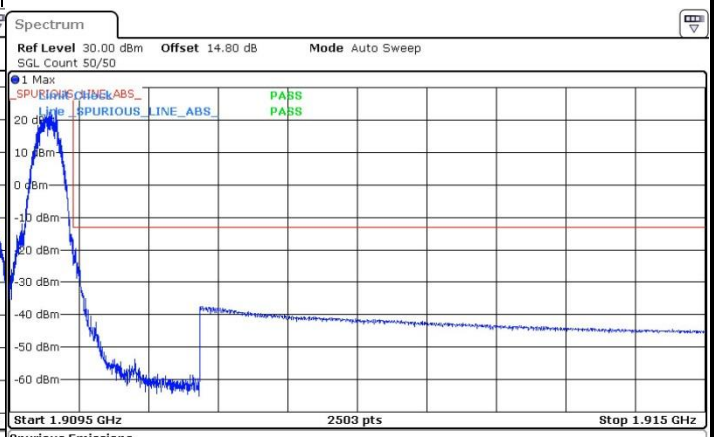


Spurious Emissions

| Range Low | Range Up | RBW | Frequency | Power Abs | ΔLimit |
|---|---|---|---|---|---|
| 1.909 GHz | 1.910 GHz | 10.000 kHz | 1.90987 GHz | 23.71 dBm | -11.29 dB |
| 1.910 GHz | 1.911 GHz | 3.000 kHz | 1.91002 GHz | -19.53 dBm | -6.53 dB |
| 1.911 GHz | 1.915 GHz | 1.000 MHz | 1.91102 GHz | -37.44 dBm | -24.44 dB |

Date: 21.OCT.2018 22:32:22

## GSM1900 (EDGE class 8)

### Lowest Band Edge

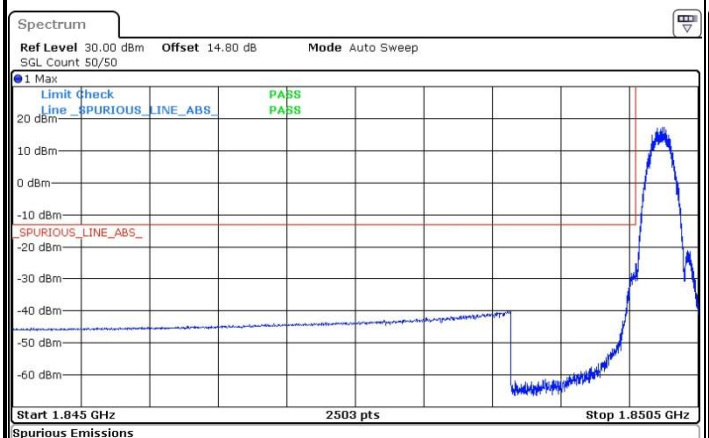


Spurious Emissions

| Range Low | Range Up | RBW | Frequency | Power Abs | ΔLimit |
|---|---|---|---|---|---|
| 1.845 GHz | 1.849 GHz | 1.000 MHz | 1.84898 GHz | -40.21 dBm | -27.21 dB |
| 1.849 GHz | 1.850 GHz | 3.000 kHz | 1.84998 GHz | -27.86 dBm | -14.86 dB |
| 1.850 GHz | 1.851 GHz | 10.000 kHz | 1.85022 GHz | 17.27 dBm | -17.73 dB |

Date: 21.OCT.2018 22:48:57

### Highest Band Edge

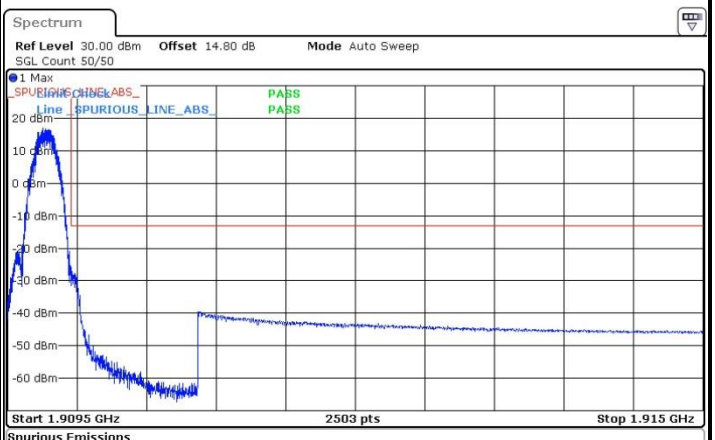


Spurious Emissions

| Range Low | Range Up | RBW | Frequency | Power Abs | ΔLimit |
|---|---|---|---|---|---|
| 1.909 GHz | 1.910 GHz | 10.000 kHz | 1.90978 GHz | 16.90 dBm | -18.10 dB |
| 1.910 GHz | 1.911 GHz | 3.000 kHz | 1.91001 GHz | -27.10 dBm | -14.10 dB |
| 1.911 GHz | 1.915 GHz | 1.000 MHz | 1.91102 GHz | -39.61 dBm | -26.61 dB |

Date: 21.OCT.2018 22:50:31

## WCDMA Band V (RMC 12.2Kbps)

### Lowest Band Edge

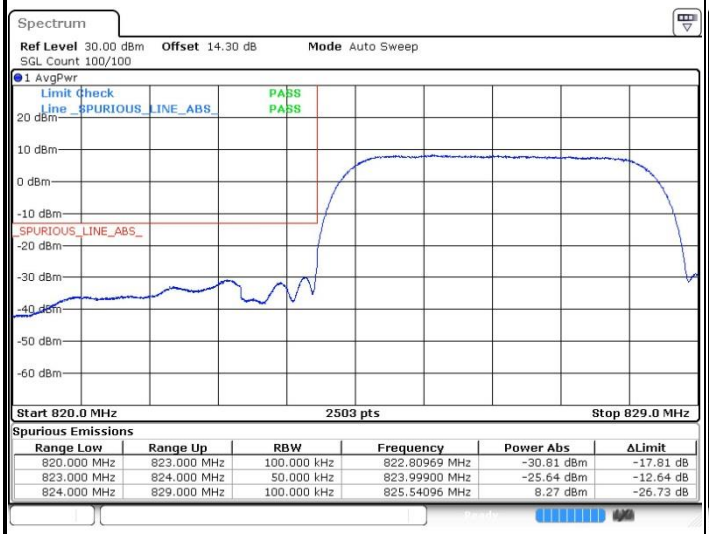


Spurious Emissions

| Range Low | Range Up | RBW | Frequency | Power Abs | ΔLimit |
|---|---|---|---|---|---|
| 820.000 MHz | 823.000 MHz | 100.000 kHz | 822.80969 MHz | -30.81 dBm | -17.81 dB |
| 823.000 MHz | 824.000 MHz | 50.000 kHz | 823.99900 MHz | -25.64 dBm | -12.64 dB |
| 824.000 MHz | 829.000 MHz | 100.000 kHz | 825.54096 MHz | 8.27 dBm | -26.73 dB |

Date: 21.OCT.2018 23:47:28

### Highest Band Edge

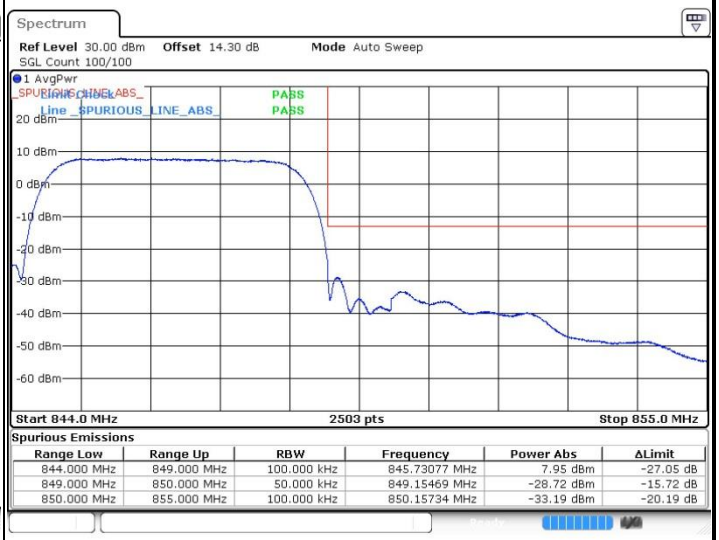


Spurious Emissions

| Range Low | Range Up | RBW | Frequency | Power Abs | ΔLimit |
|---|---|---|---|---|---|
| 844.000 MHz | 849.000 MHz | 100.000 kHz | 845.73077 MHz | 7.95 dBm | -27.05 dB |
| 849.000 MHz | 850.000 MHz | 50.000 kHz | 849.15469 MHz | -28.72 dBm | -15.72 dB |
| 850.000 MHz | 855.000 MHz | 100.000 kHz | 850.15734 MHz | -33.19 dBm | -20.19 dB |

Date: 21.OCT.2018 23:50:16

## WCDMA Band II (RMC 12.2Kbps)

### Lowest Band Edge

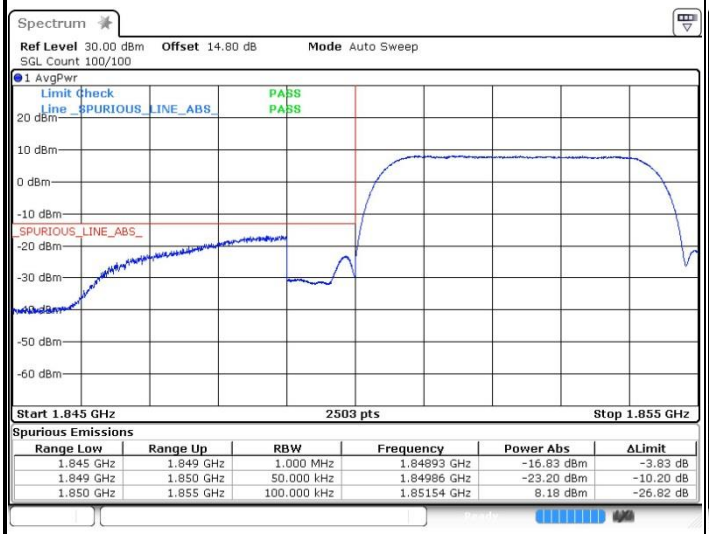


Spurious Emissions

| Range Low | Range Up | RBW | Frequency | Power Abs | ΔLimit |
|---|---|---|---|---|---|
| 1.845 GHz | 1.849 GHz | 1.000 MHz | 1.84893 GHz | -16.83 dBm | -3.83 dB |
| 1.849 GHz | 1.850 GHz | 50.000 kHz | 1.84986 GHz | -23.20 dBm | -10.20 dB |
| 1.850 GHz | 1.855 GHz | 100.000 kHz | 1.85154 GHz | 8.18 dBm | -26.82 dB |

Date: 21.OCT.2018 23:08:24

### Highest Band Edge

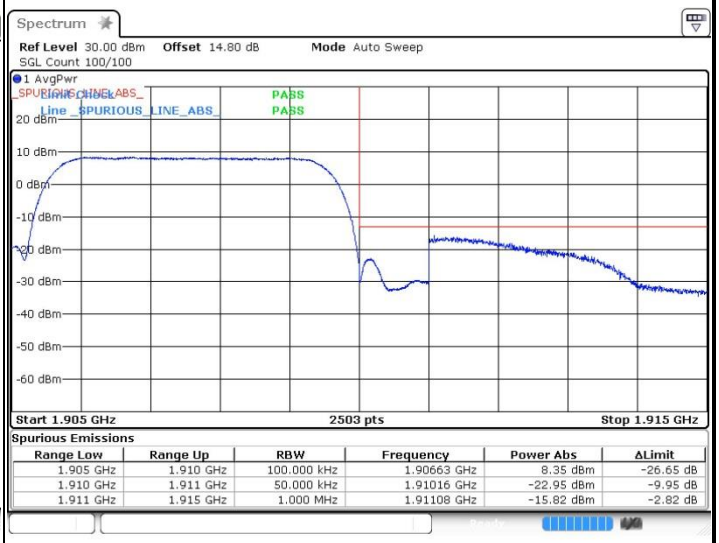


Spurious Emissions

| Range Low | Range Up | RBW | Frequency | Power Abs | ΔLimit |
|---|---|---|---|---|---|
| 1.905 GHz | 1.910 GHz | 100.000 kHz | 1.90663 GHz | 8.35 dBm | -26.65 dB |
| 1.910 GHz | 1.911 GHz | 50.000 kHz | 1.91016 GHz | -22.95 dBm | -9.95 dB |
| 1.911 GHz | 1.915 GHz | 1.000 MHz | 1.91108 GHz | -15.82 dBm | -2.82 dB |

Date: 21.OCT.2018 23:11:28

| WCDMA Band IV (RMC 12.2Kbps) | |
|---|---|
| **Lowest Band Edge** | **Highest Band Edge** |

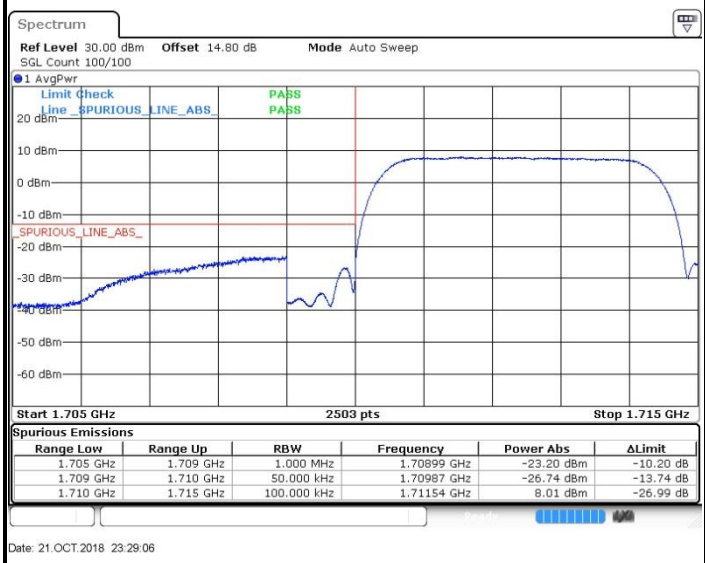


Spurious Emissions

| Range Low | Range Up | RBW | Frequency | Power Abs | ΔLimit |
|---|---|---|---|---|---|
| 1.705 GHz | 1.709 GHz | 1.000 MHz | 1.70899 GHz | -23.20 dBm | -10.20 dB |
| 1.709 GHz | 1.710 GHz | 50.000 kHz | 1.70987 GHz | -26.74 dBm | -13.74 dB |
| 1.710 GHz | 1.715 GHz | 100.000 kHz | 1.71154 GHz | 8.01 dBm | -26.99 dB |

Date: 21.OCT.2018 23:29:06

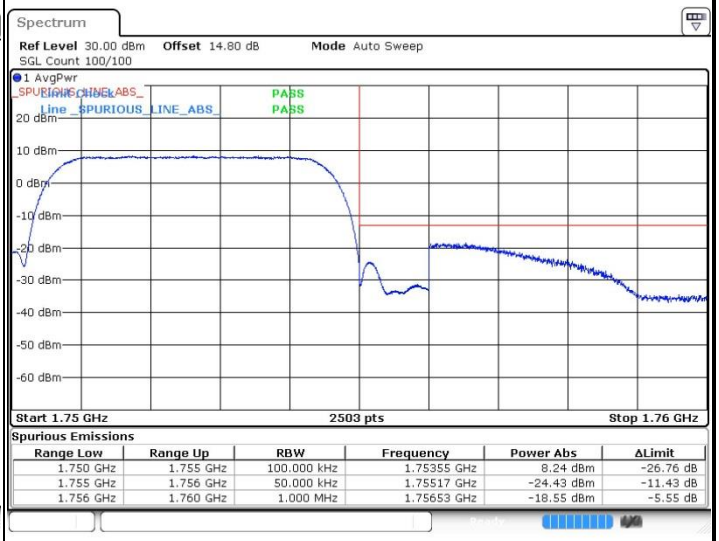


Spurious Emissions

| Range Low | Range Up | RBW | Frequency | Power Abs | ΔLimit |
|---|---|---|---|---|---|
| 1.750 GHz | 1.755 GHz | 100.000 kHz | 1.75355 GHz | 8.24 dBm | -26.76 dB |
| 1.755 GHz | 1.756 GHz | 50.000 kHz | 1.75517 GHz | -24.43 dBm | -11.43 dB |
| 1.756 GHz | 1.760 GHz | 1.000 MHz | 1.75653 GHz | -18.55 dBm | -5.55 dB |

Date: 21.OCT.2018 23:31:54

## CDMA BC0 (1xRTT)

### Lowest Band Edge

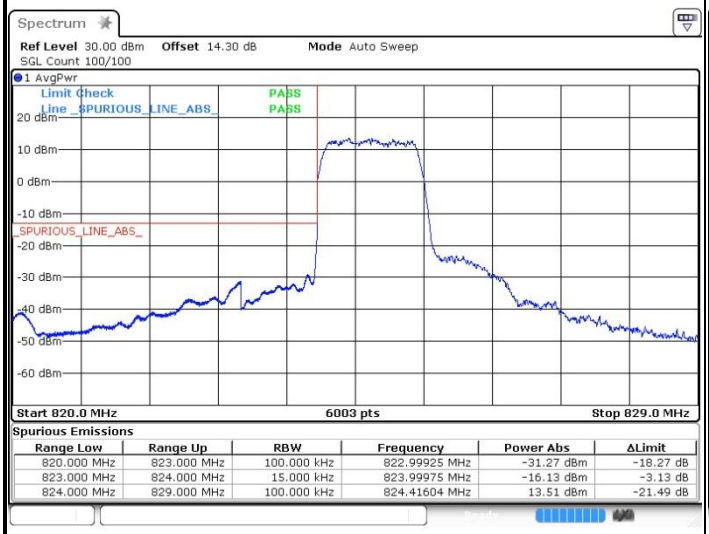


Spurious Emissions

| Range Low | Range Up | RBW | Frequency | Power Abs | ΔLimit |
|---|---|---|---|---|---|
| 820.000 MHz | 823.000 MHz | 100.000 kHz | 822.99925 MHz | -31.27 dBm | -18.27 dB |
| 823.000 MHz | 824.000 MHz | 15.000 kHz | 823.99975 MHz | -16.13 dBm | -3.13 dB |
| 824.000 MHz | 829.000 MHz | 100.000 kHz | 824.41604 MHz | 13.51 dBm | -21.49 dB |

Date: 2.NOV.2018 15:06:17

### Highest Band Edge

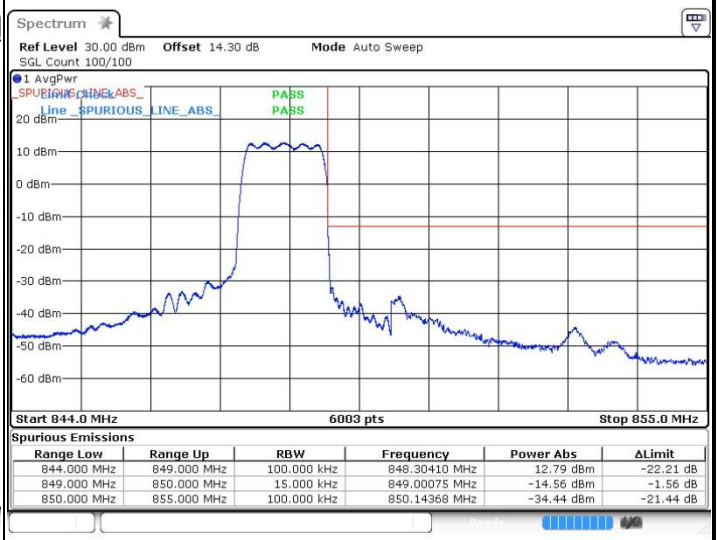


Spurious Emissions

| Range Low | Range Up | RBW | Frequency | Power Abs | ΔLimit |
|---|---|---|---|---|---|
| 844.000 MHz | 849.000 MHz | 100.000 kHz | 848.30410 MHz | 12.79 dBm | -22.21 dB |
| 849.000 MHz | 850.000 MHz | 15.000 kHz | 849.00075 MHz | -14.56 dBm | -1.56 dB |
| 850.000 MHz | 855.000 MHz | 100.000 kHz | 850.14368 MHz | -34.44 dBm | -21.44 dB |

Date: 2.NOV.2018 15:09:05

## CDMA BC1 (1xRTT)

### Lowest Band Edge

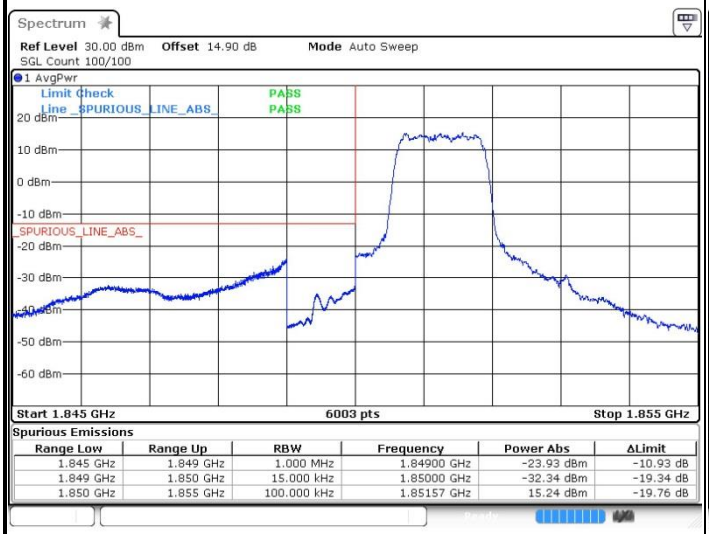


Spurious Emissions

| Range Low | Range Up | RBW | Frequency | Power Abs | ΔLimit |
|---|---|---|---|---|---|
| 1.845 GHz | 1.849 GHz | 1.000 MHz | 1.84900 GHz | -23.93 dBm | -10.93 dB |
| 1.849 GHz | 1.850 GHz | 15.000 kHz | 1.85000 GHz | -32.34 dBm | -19.34 dB |
| 1.850 GHz | 1.855 GHz | 100.000 kHz | 1.85157 GHz | 15.24 dBm | -19.76 dB |

Date: 2.NOV.2018 15:25:05

### Highest Band Edge

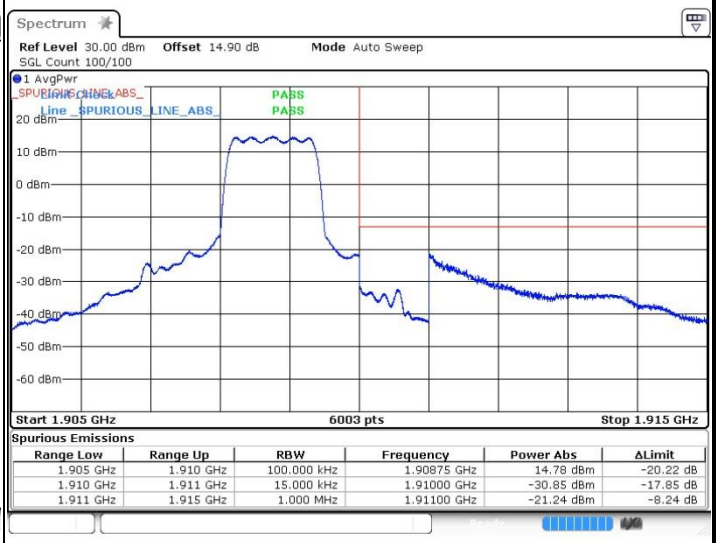


Spurious Emissions

| Range Low | Range Up | RBW | Frequency | Power Abs | ΔLimit |
|---|---|---|---|---|---|
| 1.905 GHz | 1.910 GHz | 100.000 kHz | 1.90875 GHz | 14.78 dBm | -20.22 dB |
| 1.910 GHz | 1.911 GHz | 15.000 kHz | 1.91000 GHz | -30.85 dBm | -17.85 dB |
| 1.911 GHz | 1.915 GHz | 1.000 MHz | 1.91100 GHz | -21.24 dBm | -8.24 dB |

Date: 2.NOV.2018 15:28:12

# Conducted Spurious Emission

## GSM850 (GSM)

### Lowest Channel

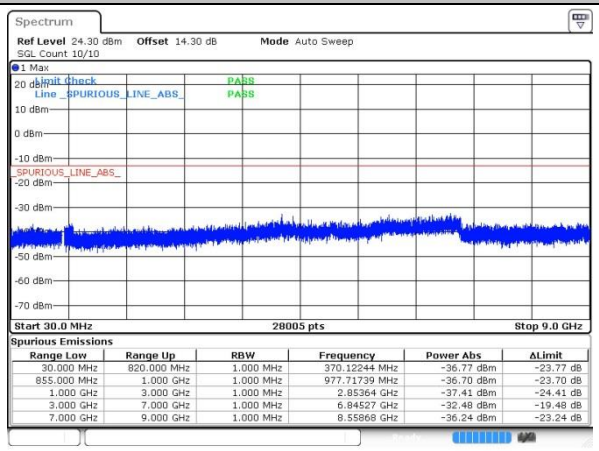


Spurious Emissions

| Range Low | Range Up | RBW | Frequency | Power Abs | ΔLimit |
|---|---|---|---|---|---|
| 30.000 MHz | 820.000 MHz | 1.000 MHz | 370.12244 MHz | -36.77 dBm | -23.77 dB |
| 855.000 MHz | 1.000 GHz | 1.000 MHz | 977.71739 MHz | -36.70 dBm | -23.70 dB |
| 1.000 GHz | 3.000 GHz | 1.000 MHz | 2.85364 GHz | -37.41 dBm | -24.41 dB |
| 3.000 GHz | 7.000 GHz | 1.000 MHz | 6.84527 GHz | -32.48 dBm | -19.48 dB |
| 7.000 GHz | 9.000 GHz | 1.000 MHz | 8.55868 GHz | -36.24 dBm | -23.24 dB |

Date: 21.OCT.2018 21:48:07

### Middle Channel

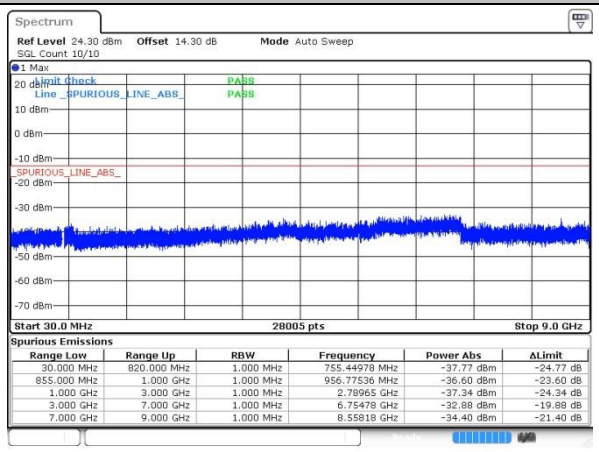


Spurious Emissions

| Range Low | Range Up | RBW | Frequency | Power Abs | ΔLimit |
|---|---|---|---|---|---|
| 30.000 MHz | 820.000 MHz | 1.000 MHz | 755.44978 MHz | -37.77 dBm | -24.77 dB |
| 855.000 MHz | 1.000 GHz | 1.000 MHz | 956.77536 MHz | -36.60 dBm | -23.60 dB |
| 1.000 GHz | 3.000 GHz | 1.000 MHz | 2.78965 GHz | -37.34 dBm | -24.34 dB |
| 3.000 GHz | 7.000 GHz | 1.000 MHz | 6.75478 GHz | -32.88 dBm | -19.88 dB |
| 7.000 GHz | 9.000 GHz | 1.000 MHz | 8.55818 GHz | -34.40 dBm | -21.40 dB |

Date: 21.OCT.2018 21:51:35

### Highest Channel

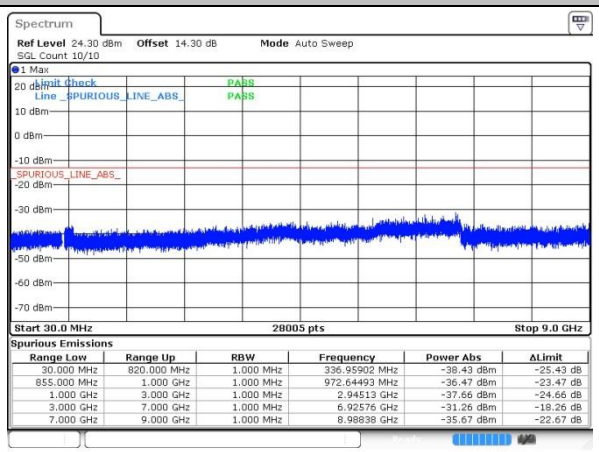


Spurious Emissions

| Range Low | Range Up | RBW | Frequency | Power Abs | ΔLimit |
|---|---|---|---|---|---|
| 30.000 MHz | 820.000 MHz | 1.000 MHz | 336.95902 MHz | -38.43 dBm | -25.43 dB |
| 855.000 MHz | 1.000 GHz | 1.000 MHz | 972.64493 MHz | -36.47 dBm | -23.47 dB |
| 1.000 GHz | 3.000 GHz | 1.000 MHz | 2.94513 GHz | -37.66 dBm | -24.66 dB |
| 3.000 GHz | 7.000 GHz | 1.000 MHz | 6.92576 GHz | -31.26 dBm | -18.26 dB |
| 7.000 GHz | 9.000 GHz | 1.000 MHz | 8.98838 GHz | -35.67 dBm | -22.67 dB |

Date: 21.OCT.2018 21:52:54

## GSM850 (EDGE class 8)

### Lowest Channel

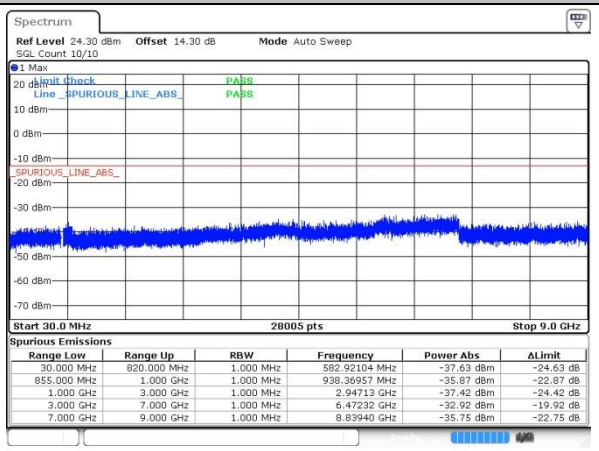


Spurious Emissions

| Range Low | Range Up | RBW | Frequency | Power Abs | ΔLimit |
|---|---|---|---|---|---|
| 30.000 MHz | 820.000 MHz | 1.000 MHz | 582.92104 MHz | -37.63 dBm | -24.63 dB |
| 855.000 MHz | 1.000 GHz | 1.000 MHz | 938.36957 MHz | -35.87 dBm | -22.87 dB |
| 1.000 GHz | 3.000 GHz | 1.000 MHz | 2.94713 GHz | -37.42 dBm | -24.42 dB |
| 3.000 GHz | 7.000 GHz | 1.000 MHz | 6.47232 GHz | -32.92 dBm | -19.92 dB |
| 7.000 GHz | 9.000 GHz | 1.000 MHz | 8.83940 GHz | -35.75 dBm | -22.75 dB |

Date: 21.OCT.2018 22:15:55

### Middle Channel

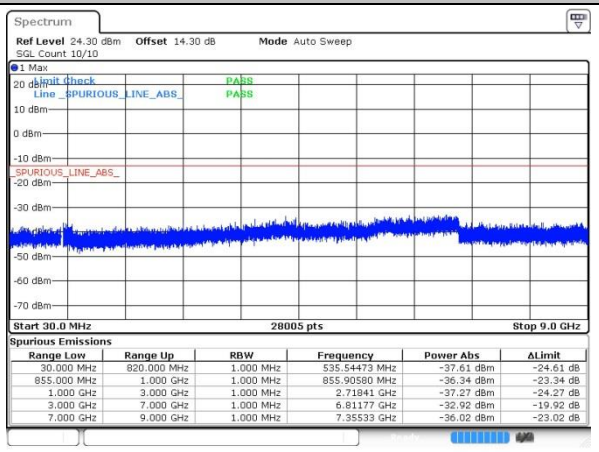


Spurious Emissions

| Range Low | Range Up | RBW | Frequency | Power Abs | ΔLimit |
|---|---|---|---|---|---|
| 30.000 MHz | 820.000 MHz | 1.000 MHz | 535.54473 MHz | -37.61 dBm | -24.61 dB |
| 855.000 MHz | 1.000 GHz | 1.000 MHz | 855.90580 MHz | -36.34 dBm | -23.34 dB |
| 1.000 GHz | 3.000 GHz | 1.000 MHz | 2.71841 GHz | -37.27 dBm | -24.27 dB |
| 3.000 GHz | 7.000 GHz | 1.000 MHz | 6.81177 GHz | -32.92 dBm | -19.92 dB |
| 7.000 GHz | 9.000 GHz | 1.000 MHz | 7.35533 GHz | -36.02 dBm | -23.02 dB |

Date: 21.OCT.2018 22:17:15

### Highest Channel

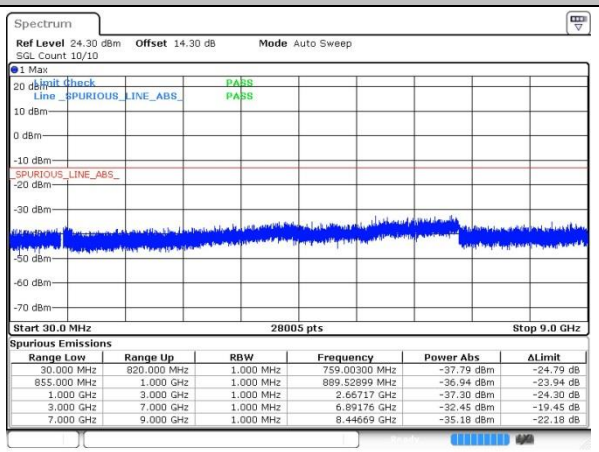


Spurious Emissions

| Range Low | Range Up | RBW | Frequency | Power Abs | ΔLimit |
|---|---|---|---|---|---|
| 30.000 MHz | 820.000 MHz | 1.000 MHz | 759.00300 MHz | -37.79 dBm | -24.79 dB |
| 855.000 MHz | 1.000 GHz | 1.000 MHz | 889.52899 MHz | -36.94 dBm | -23.94 dB |
| 1.000 GHz | 3.000 GHz | 1.000 MHz | 2.66717 GHz | -37.30 dBm | -24.30 dB |
| 3.000 GHz | 7.000 GHz | 1.000 MHz | 6.89176 GHz | -32.45 dBm | -19.45 dB |
| 7.000 GHz | 9.000 GHz | 1.000 MHz | 8.44669 GHz | -35.18 dBm | -22.18 dB |

Date: 21.OCT.2018 22:18:33

## GSM1900 (GSM)

### Lowest Channel

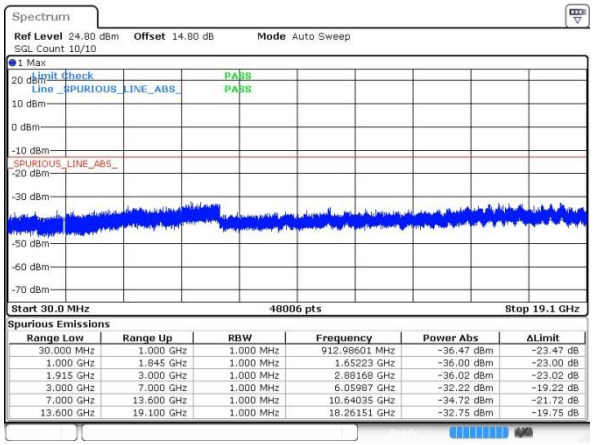


Spurious Emissions

| Range Low | Range Up | RBW | Frequency | Power Abs | ΔLimit |
|---|---|---|---|---|---|
| 30.000 MHz | 1.000 GHz | 1.000 MHz | 912.98601 MHz | -36.47 dBm | -23.47 dB |
| 1.000 GHz | 1.845 GHz | 1.000 MHz | 1.65223 GHz | -36.00 dBm | -23.00 dB |
| 1.915 GHz | 3.000 GHz | 1.000 MHz | 2.88168 GHz | -36.02 dBm | -23.02 dB |
| 3.000 GHz | 7.000 GHz | 1.000 MHz | 6.05987 GHz | -32.22 dBm | -19.22 dB |
| 7.000 GHz | 13.600 GHz | 1.000 MHz | 10.64035 GHz | -34.72 dBm | -21.72 dB |
| 13.600 GHz | 19.100 GHz | 1.000 MHz | 18.26151 GHz | -32.75 dBm | -19.75 dB |

Date: 21.OCT.2018 22:33:44

### Middle Channel

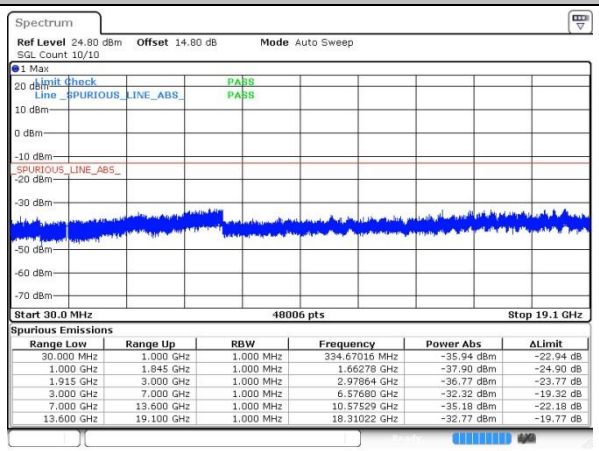


Spurious Emissions

| Range Low | Range Up | RBW | Frequency | Power Abs | ΔLimit |
|---|---|---|---|---|---|
| 30.000 MHz | 1.000 GHz | 1.000 MHz | 334.67016 MHz | -35.94 dBm | -22.94 dB |
| 1.000 GHz | 1.845 GHz | 1.000 MHz | 1.66278 GHz | -37.90 dBm | -24.90 dB |
| 1.915 GHz | 3.000 GHz | 1.000 MHz | 2.97864 GHz | -36.77 dBm | -23.77 dB |
| 3.000 GHz | 7.000 GHz | 1.000 MHz | 6.57680 GHz | -32.32 dBm | -19.32 dB |
| 7.000 GHz | 13.600 GHz | 1.000 MHz | 10.57529 GHz | -35.18 dBm | -22.18 dB |
| 13.600 GHz | 19.100 GHz | 1.000 MHz | 18.31022 GHz | -32.77 dBm | -19.77 dB |

Date: 21.OCT.2018 22:35:41

### Highest Channel

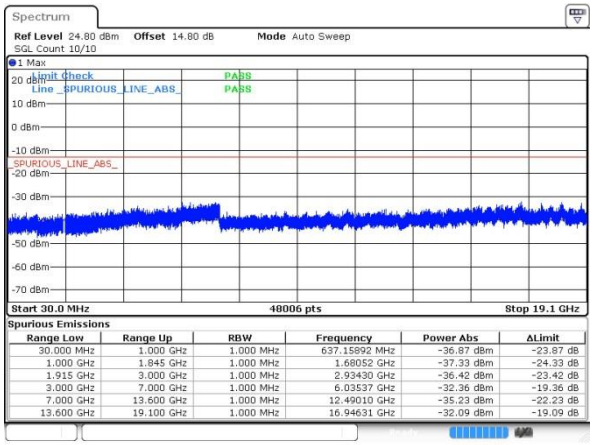


Spurious Emissions

| Range Low | Range Up | RBW | Frequency | Power Abs | ΔLimit |
|---|---|---|---|---|---|
| 30.000 MHz | 1.000 GHz | 1.000 MHz | 637.15892 MHz | -36.87 dBm | -23.87 dB |
| 1.000 GHz | 1.845 GHz | 1.000 MHz | 1.68052 GHz | -37.33 dBm | -24.33 dB |
| 1.915 GHz | 3.000 GHz | 1.000 MHz | 2.93430 GHz | -36.42 dBm | -23.42 dB |
| 3.000 GHz | 7.000 GHz | 1.000 MHz | 6.03537 GHz | -32.36 dBm | -19.36 dB |
| 7.000 GHz | 13.600 GHz | 1.000 MHz | 12.49010 GHz | -35.23 dBm | -22.23 dB |
| 13.600 GHz | 19.100 GHz | 1.000 MHz | 16.94631 GHz | -32.09 dBm | -19.09 dB |

Date: 21.OCT.2018 22:37:09

## GSM1900 (EDGE class 8)

### Lowest Channel

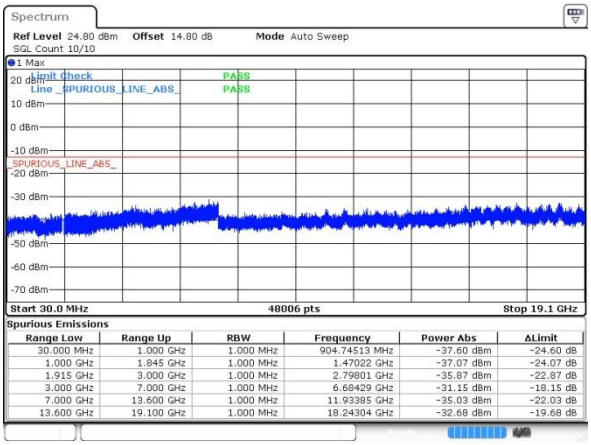


Spurious Emissions

| Range Low | Range Up | RBW | Frequency | Power Abs | ΔLimit |
|---|---|---|---|---|---|
| 30.000 MHz | 1.000 GHz | 1.000 MHz | 904.74513 MHz | -37.60 dBm | -24.60 dB |
| 1.000 GHz | 1.845 GHz | 1.000 MHz | 1.47022 GHz | -37.07 dBm | -24.07 dB |
| 1.915 GHz | 3.000 GHz | 1.000 MHz | 2.79801 GHz | -35.87 dBm | -22.87 dB |
| 3.000 GHz | 7.000 GHz | 1.000 MHz | 6.68429 GHz | -31.15 dBm | -18.15 dB |
| 7.000 GHz | 13.600 GHz | 1.000 MHz | 11.93385 GHz | -35.03 dBm | -22.03 dB |
| 13.600 GHz | 19.100 GHz | 1.000 MHz | 18.24304 GHz | -32.68 dBm | -19.68 dB |

Date: 21.OCT.2018 22:52:08

### Middle Channel

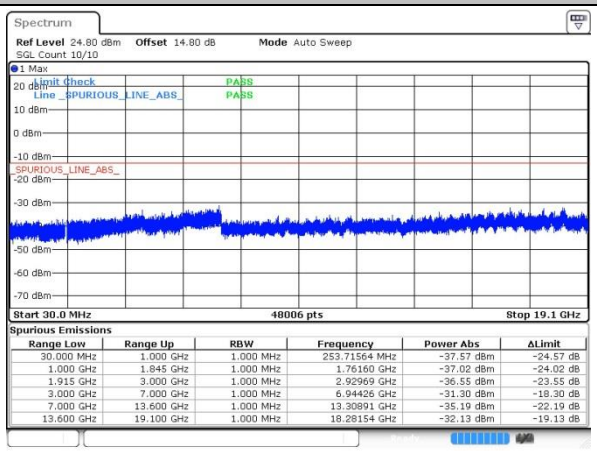


Spurious Emissions

| Range Low | Range Up | RBW | Frequency | Power Abs | ΔLimit |
|---|---|---|---|---|---|
| 30.000 MHz | 1.000 GHz | 1.000 MHz | 253.71564 MHz | -37.57 dBm | -24.57 dB |
| 1.000 GHz | 1.845 GHz | 1.000 MHz | 1.76160 GHz | -37.02 dBm | -24.02 dB |
| 1.915 GHz | 3.000 GHz | 1.000 MHz | 2.92969 GHz | -36.55 dBm | -23.55 dB |
| 3.000 GHz | 7.000 GHz | 1.000 MHz | 6.94426 GHz | -31.30 dBm | -18.30 dB |
| 7.000 GHz | 13.600 GHz | 1.000 MHz | 13.30891 GHz | -35.19 dBm | -22.19 dB |
| 13.600 GHz | 19.100 GHz | 1.000 MHz | 18.28154 GHz | -32.13 dBm | -19.13 dB |

Date: 21.OCT.2018 22:53:29

### Highest Channel

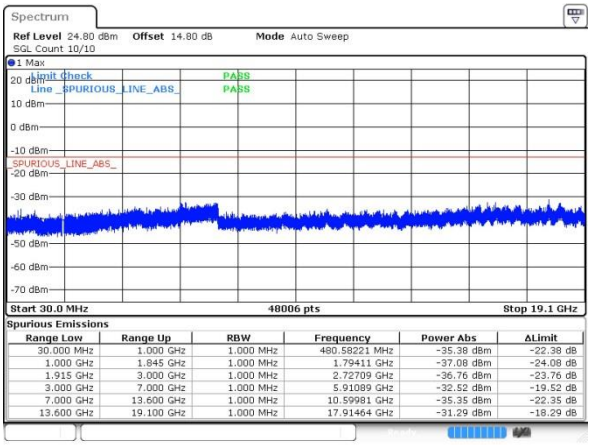


Spurious Emissions

| Range Low | Range Up | RBW | Frequency | Power Abs | ΔLimit |
|---|---|---|---|---|---|
| 30.000 MHz | 1.000 GHz | 1.000 MHz | 480.58221 MHz | -35.38 dBm | -22.38 dB |
| 1.000 GHz | 1.845 GHz | 1.000 MHz | 1.79411 GHz | -37.08 dBm | -24.08 dB |
| 1.915 GHz | 3.000 GHz | 1.000 MHz | 2.72709 GHz | -36.76 dBm | -23.76 dB |
| 3.000 GHz | 7.000 GHz | 1.000 MHz | 5.91089 GHz | -32.52 dBm | -19.52 dB |
| 7.000 GHz | 13.600 GHz | 1.000 MHz | 10.59981 GHz | -35.35 dBm | -22.35 dB |
| 13.600 GHz | 19.100 GHz | 1.000 MHz | 17.91464 GHz | -31.29 dBm | -18.29 dB |

Date: 21.OCT.2018 22:55:58

## WCDMA Band V (RMC 12.2Kbps)

### Lowest Channel

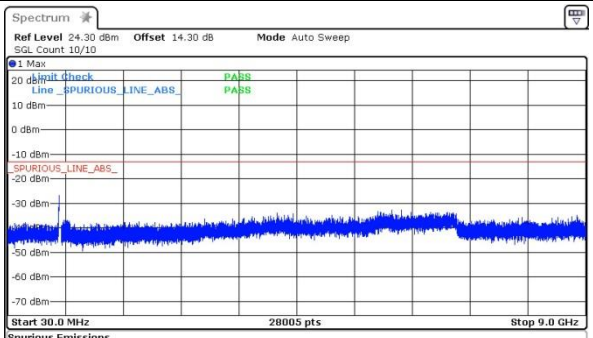


Spurious Emissions

| Range Low | Range Up | RBW | Frequency | Power Abs | ΔLimit |
|---|---|---|---|---|---|
| 30.000 MHz | 820.000 MHz | 1.000 MHz | 819.80260 MHz | -26.81 dBm | -13.81 dB |
| 855.000 MHz | 1.000 GHz | 1.000 MHz | 950.90580 MHz | -36.94 dBm | -23.94 dB |
| 1.000 GHz | 3.000 GHz | 1.000 MHz | 2.06649 GHz | -37.58 dBm | -24.58 dB |
| 3.000 GHz | 7.000 GHz | 1.000 MHz | 6.13486 GHz | -32.62 dBm | -19.62 dB |
| 7.000 GHz | 9.000 GHz | 1.000 MHz | 8.86564 GHz | -34.91 dBm | -21.91 dB |

Date: 21.OCT.2018 23:51:55

### Middle Channel

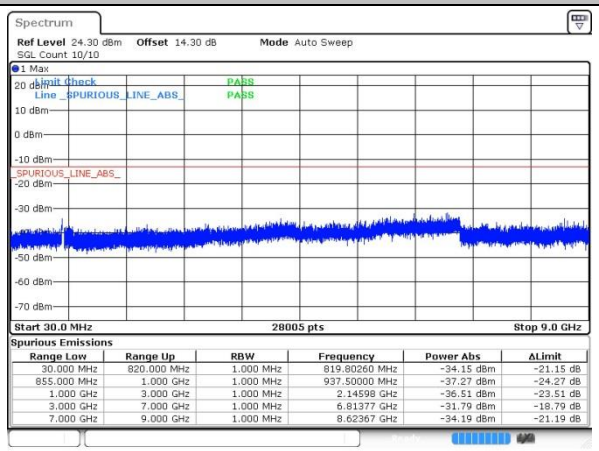


Spurious Emissions

| Range Low | Range Up | RBW | Frequency | Power Abs | ΔLimit |
|---|---|---|---|---|---|
| 30.000 MHz | 820.000 MHz | 1.000 MHz | 819.80260 MHz | -34.15 dBm | -21.15 dB |
| 855.000 MHz | 1.000 GHz | 1.000 MHz | 937.50000 MHz | -37.27 dBm | -24.27 dB |
| 1.000 GHz | 3.000 GHz | 1.000 MHz | 2.14598 GHz | -36.51 dBm | -23.51 dB |
| 3.000 GHz | 7.000 GHz | 1.000 MHz | 6.81377 GHz | -31.79 dBm | -18.79 dB |
| 7.000 GHz | 9.000 GHz | 1.000 MHz | 8.62367 GHz | -34.19 dBm | -21.19 dB |

Date: 21.OCT.2018 23:53:21

### Highest Channel

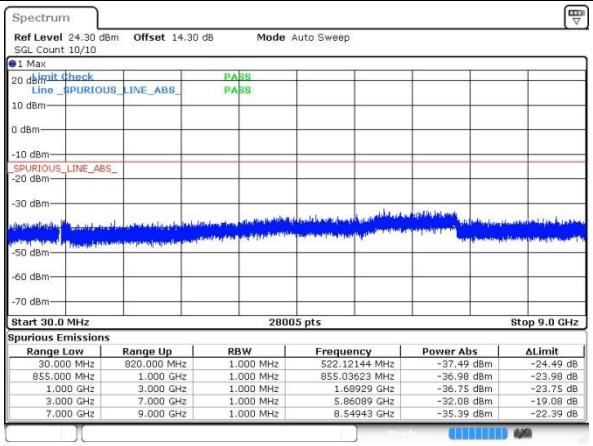


Spurious Emissions

| Range Low | Range Up | RBW | Frequency | Power Abs | ΔLimit |
|---|---|---|---|---|---|
| 30.000 MHz | 820.000 MHz | 1.000 MHz | 522.12144 MHz | -37.49 dBm | -24.49 dB |
| 855.000 MHz | 1.000 GHz | 1.000 MHz | 855.03623 MHz | -36.98 dBm | -23.98 dB |
| 1.000 GHz | 3.000 GHz | 1.000 MHz | 1.68929 GHz | -36.75 dBm | -23.75 dB |
| 3.000 GHz | 7.000 GHz | 1.000 MHz | 5.86089 GHz | -32.08 dBm | -19.08 dB |
| 7.000 GHz | 9.000 GHz | 1.000 MHz | 8.54943 GHz | -35.39 dBm | -22.39 dB |

Date: 21.OCT.2018 23:54:54

## WCDMA Band II (RMC 12.2Kbps)

### Lowest Channel

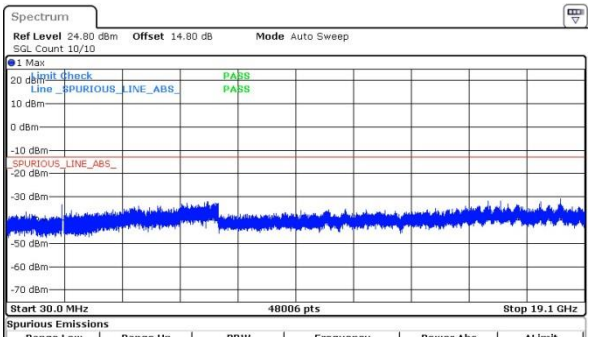


Spurious Emissions

| Range Low | Range Up | RBW | Frequency | Power Abs | ΔLimit |
|---|---|---|---|---|---|
| 30.000 MHz | 1.000 GHz | 1.000 MHz | 669.63768 MHz | -36.67 dBm | -23.67 dB |
| 1.000 GHz | 1.845 GHz | 1.000 MHz | 1.84479 GHz | -33.44 dBm | -20.44 dB |
| 1.915 GHz | 3.000 GHz | 1.000 MHz | 2.15482 GHz | -36.03 dBm | -23.03 dB |
| 3.000 GHz | 7.000 GHz | 1.000 MHz | 6.63380 GHz | -31.98 dBm | -18.98 dB |
| 7.000 GHz | 13.600 GHz | 1.000 MHz | 11.21168 GHz | -35.12 dBm | -22.12 dB |
| 13.600 GHz | 19.100 GHz | 1.000 MHz | 18.30197 GHz | -30.83 dBm | -17.83 dB |

Date: 21.OCT.2018 23:14:02

### Middle Channel

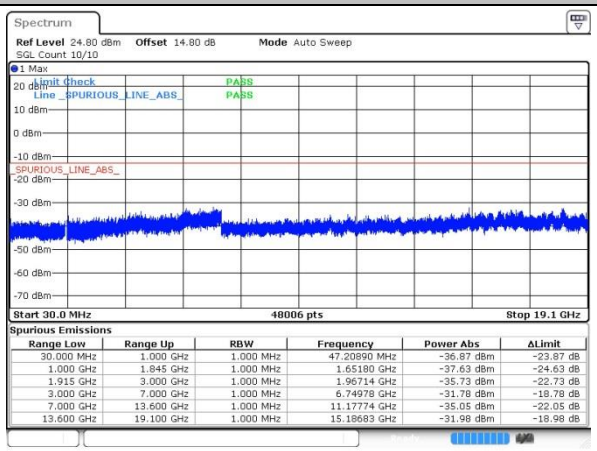


Spurious Emissions

| Range Low | Range Up | RBW | Frequency | Power Abs | ΔLimit |
|---|---|---|---|---|---|
| 30.000 MHz | 1.000 GHz | 1.000 MHz | 47.20890 MHz | -36.87 dBm | -23.87 dB |
| 1.000 GHz | 1.845 GHz | 1.000 MHz | 1.65180 GHz | -37.63 dBm | -24.63 dB |
| 1.915 GHz | 3.000 GHz | 1.000 MHz | 1.96714 GHz | -35.73 dBm | -22.73 dB |
| 3.000 GHz | 7.000 GHz | 1.000 MHz | 6.74978 GHz | -31.78 dBm | -18.78 dB |
| 7.000 GHz | 13.600 GHz | 1.000 MHz | 11.17774 GHz | -35.05 dBm | -22.05 dB |
| 13.600 GHz | 19.100 GHz | 1.000 MHz | 15.18683 GHz | -31.98 dBm | -18.98 dB |

Date: 21.OCT.2018 23:15:38

### Highest Channel

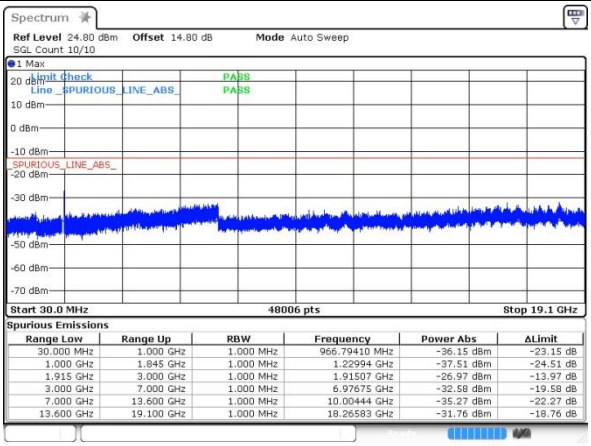


Spurious Emissions

| Range Low | Range Up | RBW | Frequency | Power Abs | ΔLimit |
|---|---|---|---|---|---|
| 30.000 MHz | 1.000 GHz | 1.000 MHz | 966.79410 MHz | -36.15 dBm | -23.15 dB |
| 1.000 GHz | 1.845 GHz | 1.000 MHz | 1.22994 GHz | -37.51 dBm | -24.51 dB |
| 1.915 GHz | 3.000 GHz | 1.000 MHz | 1.91507 GHz | -26.97 dBm | -13.97 dB |
| 3.000 GHz | 7.000 GHz | 1.000 MHz | 6.97675 GHz | -32.58 dBm | -19.58 dB |
| 7.000 GHz | 13.600 GHz | 1.000 MHz | 10.00444 GHz | -35.27 dBm | -22.27 dB |
| 13.600 GHz | 19.100 GHz | 1.000 MHz | 18.26583 GHz | -31.76 dBm | -18.76 dB |

Date: 21.OCT.2018 23:16:58

## WCDMA Band IV (RMC 12.2Kbps)

### Lowest Channel

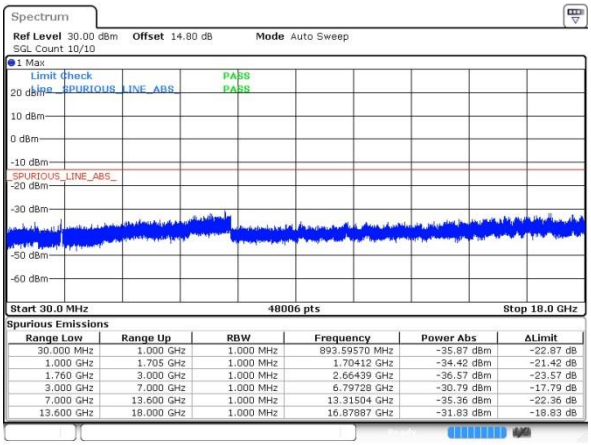


Spurious Emissions

| Range Low | Range Up | RBW | Frequency | Power Abs | ΔLimit |
|---|---|---|---|---|---|
| 30.000 MHz | 1.000 GHz | 1.000 MHz | 893.59570 MHz | -35.87 dBm | -22.87 dB |
| 1.000 GHz | 1.705 GHz | 1.000 MHz | 1.70412 GHz | -34.42 dBm | -21.42 dB |
| 1.760 GHz | 3.000 GHz | 1.000 MHz | 2.66439 GHz | -36.57 dBm | -23.57 dB |
| 3.000 GHz | 7.000 GHz | 1.000 MHz | 6.79728 GHz | -30.79 dBm | -17.79 dB |
| 7.000 GHz | 13.600 GHz | 1.000 MHz | 13.31504 GHz | -35.36 dBm | -22.36 dB |
| 13.600 GHz | 18.000 GHz | 1.000 MHz | 16.87887 GHz | -31.83 dBm | -18.83 dB |

Date: 21.OCT.2018 23:33:19

### Middle Channel

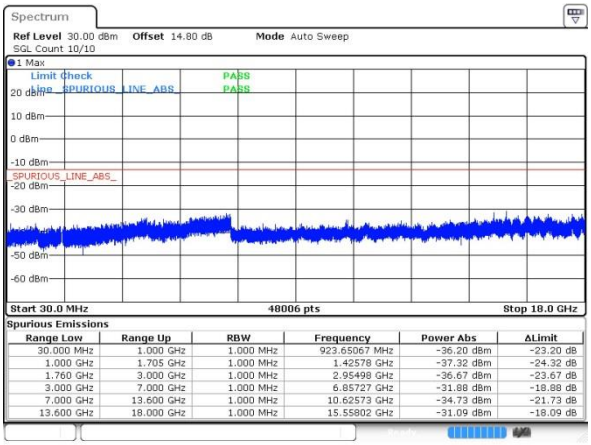


Spurious Emissions

| Range Low | Range Up | RBW | Frequency | Power Abs | ΔLimit |
|---|---|---|---|---|---|
| 30.000 MHz | 1.000 GHz | 1.000 MHz | 923.65067 MHz | -36.20 dBm | -23.20 dB |
| 1.000 GHz | 1.705 GHz | 1.000 MHz | 1.42578 GHz | -37.32 dBm | -24.32 dB |
| 1.760 GHz | 3.000 GHz | 1.000 MHz | 2.95498 GHz | -36.67 dBm | -23.67 dB |
| 3.000 GHz | 7.000 GHz | 1.000 MHz | 6.85727 GHz | -31.88 dBm | -18.88 dB |
| 7.000 GHz | 13.600 GHz | 1.000 MHz | 10.62573 GHz | -34.73 dBm | -21.73 dB |
| 13.600 GHz | 18.000 GHz | 1.000 MHz | 15.55802 GHz | -31.09 dBm | -18.09 dB |

Date: 21.OCT.2018 23:34:59

### Highest Channel

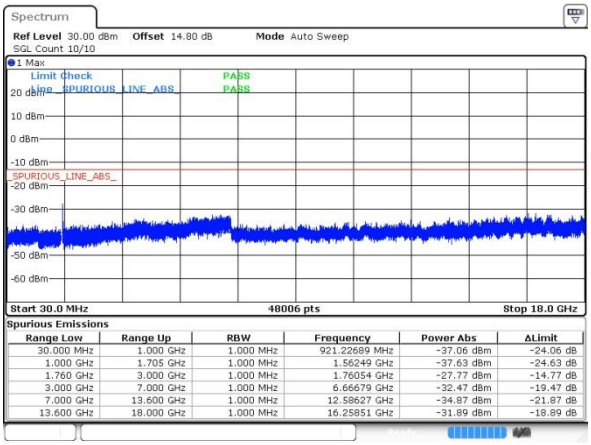


Spurious Emissions

| Range Low | Range Up | RBW | Frequency | Power Abs | ΔLimit |
|---|---|---|---|---|---|
| 30.000 MHz | 1.000 GHz | 1.000 MHz | 921.22689 MHz | -37.06 dBm | -24.06 dB |
| 1.000 GHz | 1.705 GHz | 1.000 MHz | 1.56249 GHz | -37.63 dBm | -24.63 dB |
| 1.760 GHz | 3.000 GHz | 1.000 MHz | 1.76054 GHz | -27.77 dBm | -14.77 dB |
| 3.000 GHz | 7.000 GHz | 1.000 MHz | 6.66679 GHz | -32.47 dBm | -19.47 dB |
| 7.000 GHz | 13.600 GHz | 1.000 MHz | 12.58627 GHz | -34.87 dBm | -21.87 dB |
| 13.600 GHz | 18.000 GHz | 1.000 MHz | 16.25851 GHz | -31.89 dBm | -18.89 dB |

Date: 21.OCT.2018 23:36:21

## CDMA BC0 (1xRTT)

### Lowest Channel

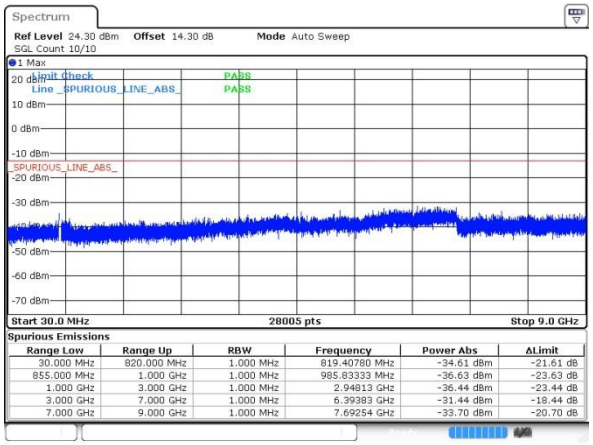


Spurious Emissions

| Range Low | Range Up | RBW | Frequency | Power Abs | ΔLimit |
|---|---|---|---|---|---|
| 30.000 MHz | 820.000 MHz | 1.000 MHz | 819.40780 MHz | -34.61 dBm | -21.61 dB |
| 855.000 MHz | 1.000 GHz | 1.000 MHz | 985.83333 MHz | -36.63 dBm | -23.63 dB |
| 1.000 GHz | 3.000 GHz | 1.000 MHz | 2.94813 GHz | -36.44 dBm | -23.44 dB |
| 3.000 GHz | 7.000 GHz | 1.000 MHz | 6.39383 GHz | -31.44 dBm | -18.44 dB |
| 7.000 GHz | 9.000 GHz | 1.000 MHz | 7.69254 GHz | -33.70 dBm | -20.70 dB |

Date: 2.NOV.2018 15:10:56

### Middle Channel

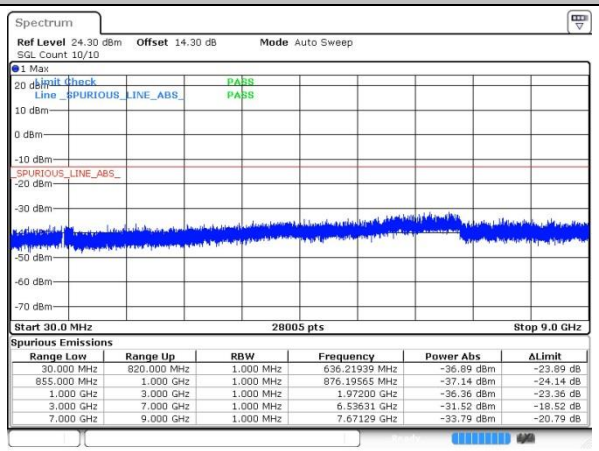


Spurious Emissions

| Range Low | Range Up | RBW | Frequency | Power Abs | ΔLimit |
|---|---|---|---|---|---|
| 30.000 MHz | 820.000 MHz | 1.000 MHz | 636.21939 MHz | -36.89 dBm | -23.89 dB |
| 855.000 MHz | 1.000 GHz | 1.000 MHz | 876.19565 MHz | -37.14 dBm | -24.14 dB |
| 1.000 GHz | 3.000 GHz | 1.000 MHz | 1.97200 GHz | -36.36 dBm | -23.36 dB |
| 3.000 GHz | 7.000 GHz | 1.000 MHz | 6.53631 GHz | -31.52 dBm | -18.52 dB |
| 7.000 GHz | 9.000 GHz | 1.000 MHz | 7.67129 GHz | -33.79 dBm | -20.79 dB |

Date: 2.NOV.2018 15:12:19

### Highest Channel

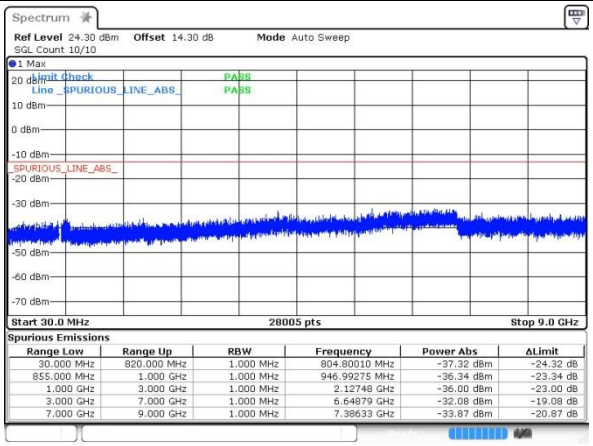


Spurious Emissions

| Range Low | Range Up | RBW | Frequency | Power Abs | ΔLimit |
|---|---|---|---|---|---|
| 30.000 MHz | 820.000 MHz | 1.000 MHz | 804.80010 MHz | -37.32 dBm | -24.32 dB |
| 855.000 MHz | 1.000 GHz | 1.000 MHz | 946.99275 MHz | -36.34 dBm | -23.34 dB |
| 1.000 GHz | 3.000 GHz | 1.000 MHz | 2.12748 GHz | -36.00 dBm | -23.00 dB |
| 3.000 GHz | 7.000 GHz | 1.000 MHz | 6.64879 GHz | -32.08 dBm | -19.08 dB |
| 7.000 GHz | 9.000 GHz | 1.000 MHz | 7.38633 GHz | -33.87 dBm | -20.87 dB |

Date: 2.NOV.2018 15:13:43

## CDMA BC1 (1xRTT)

### Lowest Channel

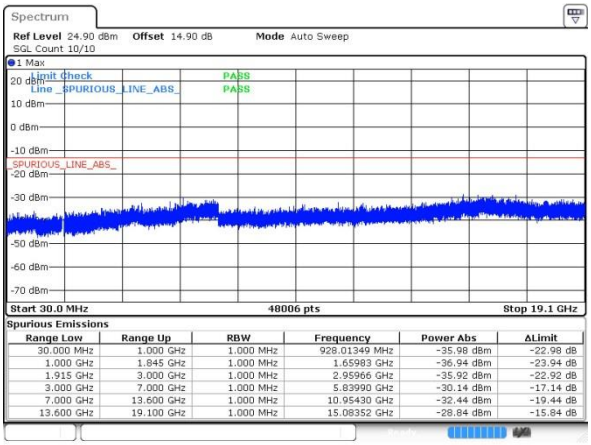


Spurious Emissions

| Range Low | Range Up | RBW | Frequency | Power Abs | ΔLimit |
|---|---|---|---|---|---|
| 30.000 MHz | 1.000 GHz | 1.000 MHz | 928.01349 MHz | -35.98 dBm | -22.98 dB |
| 1.000 GHz | 1.845 GHz | 1.000 MHz | 1.65983 GHz | -36.94 dBm | -23.94 dB |
| 1.915 GHz | 3.000 GHz | 1.000 MHz | 2.95966 GHz | -35.92 dBm | -22.92 dB |
| 3.000 GHz | 7.000 GHz | 1.000 MHz | 5.83990 GHz | -30.14 dBm | -17.14 dB |
| 7.000 GHz | 13.600 GHz | 1.000 MHz | 10.95430 GHz | -32.44 dBm | -19.44 dB |
| 13.600 GHz | 19.100 GHz | 1.000 MHz | 15.08352 GHz | -28.84 dBm | -15.84 dB |

Date: 2.NOV.2018 15:30:45

### Middle Channel

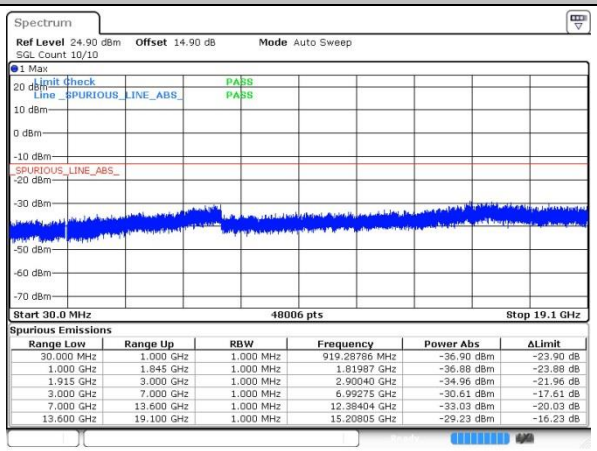


Spurious Emissions

| Range Low | Range Up | RBW | Frequency | Power Abs | ΔLimit |
|---|---|---|---|---|---|
| 30.000 MHz | 1.000 GHz | 1.000 MHz | 919.28786 MHz | -36.90 dBm | -23.90 dB |
| 1.000 GHz | 1.845 GHz | 1.000 MHz | 1.81987 GHz | -36.88 dBm | -23.88 dB |
| 1.915 GHz | 3.000 GHz | 1.000 MHz | 2.90040 GHz | -34.96 dBm | -21.96 dB |
| 3.000 GHz | 7.000 GHz | 1.000 MHz | 6.99275 GHz | -30.61 dBm | -17.61 dB |
| 7.000 GHz | 13.600 GHz | 1.000 MHz | 12.38404 GHz | -33.03 dBm | -20.03 dB |
| 13.600 GHz | 19.100 GHz | 1.000 MHz | 15.20805 GHz | -29.23 dBm | -16.23 dB |

Date: 2.NOV.2018 15:32:33

### Highest Channel

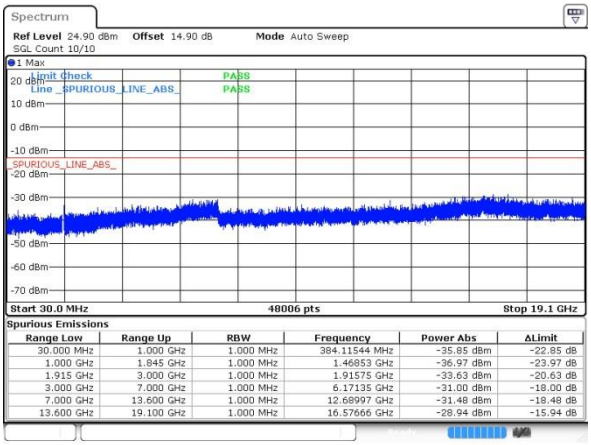


Spurious Emissions

| Range Low | Range Up | RBW | Frequency | Power Abs | ΔLimit |
|---|---|---|---|---|---|
| 30.000 MHz | 1.000 GHz | 1.000 MHz | 384.11544 MHz | -35.85 dBm | -22.85 dB |
| 1.000 GHz | 1.845 GHz | 1.000 MHz | 1.46853 GHz | -36.97 dBm | -23.97 dB |
| 1.915 GHz | 3.000 GHz | 1.000 MHz | 1.91575 GHz | -33.63 dBm | -20.63 dB |
| 3.000 GHz | 7.000 GHz | 1.000 MHz | 6.17135 GHz | -31.00 dBm | -18.00 dB |
| 7.000 GHz | 13.600 GHz | 1.000 MHz | 12.68997 GHz | -31.48 dBm | -18.48 dB |
| 13.600 GHz | 19.100 GHz | 1.000 MHz | 16.57666 GHz | -28.94 dBm | -15.94 dB |

Date: 2.NOV.2018 15:34:03

# Frequency Stability

| Test Conditions | Middle Channel | GSM850 (GSM) | GSM850 (EDGE class 8) | Limit 2.5ppm |
|---|---|---|---|---|
| Temperature (°C) | Voltage (Volt) | Deviation (ppm) | | Result |
| 50 | Normal Voltage | 0.0036 | 0.0155 | PASS |
| 40 | Normal Voltage | 0.0407 | 0.0072 | |
| 30 | Normal Voltage | 0.0012 | 0.0299 | |
| 20(Ref.) | Normal Voltage | 0.0000 | 0.0000 | |
| 10 | Normal Voltage | 0.0371 | 0.0096 | |
| 0 | Normal Voltage | 0.0227 | 0.0335 | |
| -10 | Normal Voltage | 0.0215 | 0.0227 | |
| -20 | Normal Voltage | 0.0012 | 0.0072 | |
| -30 | Normal Voltage | 0.0024 | 0.0239 | |
| 20 | Maximum Voltage | 0.0036 | 0.0143 | |
| 20 | Normal Voltage | 0.0000 | 0.0000 | |
| 20 | Battery End Point | 0.0191 | 0.0120 | |

**Note:** Normal Voltage = 3.8V. ；Battery End Point (BEP) =3.6V.；Maximum Voltage =4.1 V

| Test Conditions | Middle Channel | GSM1900 (GSM) | GSM1900 (EDGE class 8) | Limit Note 2. |
|---|---|---|---|---|
| Temperature (°C) | Voltage (Volt) | Deviation (ppm) | | Result |
| 50 | Normal Voltage | 0.0160 | 0.0064 | PASS |
| 40 | Normal Voltage | 0.0011 | 0.0176 | |
| 30 | Normal Voltage | 0.0048 | 0.0122 | |
| 20(Ref.) | Normal Voltage | 0.0000 | 0.0000 | |
| 10 | Normal Voltage | 0.0176 | 0.0144 | |
| 0 | Normal Voltage | 0.0138 | 0.0154 | |
| -10 | Normal Voltage | 0.0011 | 0.0165 | |
| -20 | Normal Voltage | 0.0133 | 0.0101 | |
| -30 | Normal Voltage | 0.0016 | 0.0186 | |
| 20 | Maximum Voltage | 0.0160 | 0.0106 | |
| 20 | Normal Voltage | 0.0000 | 0.0000 | |
| 20 | Battery End Point | 0.0037 | 0.0016 | |

**Note:**

1. Normal Voltage = 3.8V. ；Battery End Point (BEP) =3.6V.；Maximum Voltage =4.1 V
2. The frequency fundamental emissions stay within the authorized frequency block based on the frequency deviation measured is small.

| Test Conditions | Middle Channel | WCDMA Band V (RMC 12.2Kbps RMC 12.2Kbps) | Limit 2.5ppm |
|---|---|---|---|
| Temperature (°C) | Voltage (Volt) | Deviation (ppm) | Result |
| 50 | Normal Voltage | 0.0155 | PASS |
| 40 | Normal Voltage | 0.0418 | |
| 30 | Normal Voltage | 0.0395 | |
| 20(Ref.) | Normal Voltage | 0.0000 | |
| 10 | Normal Voltage | 0.0179 | |
| 0 | Normal Voltage | 0.0359 | |
| -10 | Normal Voltage | 0.0012 | |
| -20 | Normal Voltage | 0.0203 | |
| -30 | Normal Voltage | 0.0311 | |
| 20 | Maximum Voltage | 0.0514 | |
| 20 | Normal Voltage | 0.0000 | |
| 20 | Battery End Point | 0.0048 | |

**Note:** Normal Voltage = 3.8V. ；Battery End Point (BEP) =3.6V.；Maximum Voltage =4.1 V

| Test Conditions | Middle Channel | WCDMA Band II (RMC 12.2Kbps) | Limit Note 2. |
|---|---|---|---|
| Temperature (°C) | Voltage (Volt) | Deviation (ppm) | Result |
| 50 | Normal Voltage | 0.0112 | PASS |
| 40 | Normal Voltage | 0.0101 | |
| 30 | Normal Voltage | 0.0021 | |
| 20(Ref.) | Normal Voltage | 0.0000 | |
| 10 | Normal Voltage | 0.0005 | |
| 0 | Normal Voltage | 0.0016 | |
| -10 | Normal Voltage | 0.0080 | |
| -20 | Normal Voltage | 0.0032 | |
| -30 | Normal Voltage | 0.0000 | |
| 20 | Maximum Voltage | 0.0021 | |
| 20 | Normal Voltage | 0.0000 | |
| 20 | Battery End Point | 0.0096 | |

**Note:**

1. Normal Voltage = 3.8V. ；Battery End Point (BEP) =3.6V.；Maximum Voltage =4.1V
2. The frequency fundamental emissions stay within the authorized frequency block based on the frequency deviation measured is small.

| Test Conditions | Middle Channel | WCDMA Band IV (RMC 12.2Kbps) | Limit Note 2. |
|---|---|---|---|
| Temperature (°C) | Voltage (Volt) | Deviation (ppm) | Result |
| 50 | Normal Voltage | 0.0144 | PASS |
| 40 | Normal Voltage | 0.0133 | |
| 30 | Normal Voltage | 0.0012 | |
| 20(Ref.) | Normal Voltage | 0.0000 | |
| 10 | Normal Voltage | 0.0110 | |
| 0 | Normal Voltage | 0.0075 | |
| -10 | Normal Voltage | 0.0040 | |
| -20 | Normal Voltage | 0.0006 | |
| -30 | Normal Voltage | 0.0069 | |
| 20 | Maximum Voltage | 0.0069 | |
| 20 | Normal Voltage | 0.0000 | |
| 20 | Battery End Point | 0.0023 | |

**Note:**

1. Normal Voltage = 3.8V. ；Battery End Point (BEP) =3.6V.；Maximum Voltage =4.1V
2. The frequency fundamental emissions stay within the authorized frequency block based on the frequency deviation measured is small.

| Test Conditions | Middle Channel | CDMA BC0 (1xRTT) | Limit 2.5ppm |
|---|---|---|---|
| Temperature (°C) | Voltage (Volt) | Deviation (ppm) | Result |
| 50 | Normal Voltage | 0.0012 | PASS |
| 40 | Normal Voltage | 0.0155 | |
| 30 | Normal Voltage | 0.0072 | |
| 20(Ref.) | Normal Voltage | 0.0000 | |
| 10 | Normal Voltage | 0.0048 | |
| 0 | Normal Voltage | 0.0215 | |
| -10 | Normal Voltage | 0.0048 | |
| -20 | Normal Voltage | 0.0179 | |
| -30 | Normal Voltage | 0.0251 | |
| 20 | Maximum Voltage | 0.0024 | |
| 20 | Normal Voltage | 0.0000 | |
| 20 | Battery End Point | 0.0191 | |

**Note:** Normal Voltage = 3.8V. ；Battery End Point (BEP) = 3.6V.；Maximum Voltage =4.1V

| Test Conditions | Middle Channel | CDMA BC1 (1xRTT) | Limit Note 2. |
|---|---|---|---|
| Temperature (°C) | Voltage (Volt) | Deviation (ppm) | Result |
| 50 | Normal Voltage | 0.0037 | PASS |
| 40 | Normal Voltage | 0.0027 | |
| 30 | Normal Voltage | 0.0011 | |
| 20(Ref.) | Normal Voltage | 0.0000 | |
| 10 | Normal Voltage | 0.0064 | |
| 0 | Normal Voltage | 0.0085 | |
| -10 | Normal Voltage | 0.0005 | |
| -20 | Normal Voltage | 0.0096 | |
| -30 | Normal Voltage | 0.0133 | |
| 20 | Maximum Voltage | 0.0021 | |
| 20 | Normal Voltage | 0.0000 | |
| 20 | Battery End Point | 0.0011 | |

**Note:**

1. Normal Voltage = 3.8V. ；Battery End Point (BEP) = 3.6V.；Maximum Voltage =4.1V
2. The frequency fundamental emissions stay within the authorized frequency block based on the frequency deviation measured is small.

# Appendix B. Test Results of Conducted Test

## Radiated Spurious Emission

| GSM850 (GSM) | | | | | | | | |
|---|---|---|---|---|---|---|---|---|
| Channel | Frequency ( MHz ) | ERP ( dBm ) | Limit ( dBm ) | Over Limit ( dB ) | S.G. Power ( dBm ) | TX Cable loss ( dB ) | TX Antenna Gain (dBi) | Polarization (H/V) |
| Middle | 1672 | -53.25 | -13 | -40.25 | -54.46 | 2.32 | 5.68 | H |
| | 2510 | -60.77 | -13 | -47.77 | -61.40 | 3.02 | 5.80 | H |
| | 3348 | -63.83 | -13 | -50.83 | -66.29 | 3.27 | 7.88 | H |
| | 1672 | -52.40 | -13 | -39.40 | -53.61 | 2.32 | 5.68 | V |
| | 2510 | -61.77 | -13 | -48.77 | -62.40 | 3.02 | 5.80 | V |
| | 3348 | -64.01 | -13 | -51.01 | -66.47 | 3.27 | 7.88 | V |

Remark: Spurious emissions within 30-1000MHz were found more than 20dB below limit line.

| GSM850 (EDGE class 8) | | | | | | | | |
|---|---|---|---|---|---|---|---|---|
| Channel | Frequency ( MHz ) | ERP ( dBm ) | Limit ( dBm ) | Over Limit ( dB ) | S.G. Power ( dBm ) | TX Cable loss ( dB ) | TX Antenna Gain (dBi) | Polarization (H/V) |
| Middle | 1672 | -57.82 | -13 | -44.82 | -59.03 | 2.32 | 5.68 | H |
| | 2509 | -64.75 | -13 | -51.75 | -65.38 | 3.02 | 5.80 | H |
| | 3348 | -63.63 | -13 | -50.63 | -66.09 | 3.27 | 7.88 | H |
| | 1672 | -68.53 | -13 | -55.53 | -69.74 | 2.32 | 5.68 | V |
| | 2509 | -65.81 | -13 | -52.81 | -66.44 | 3.02 | 5.80 | V |
| | 3348 | -63.94 | -13 | -50.94 | -66.40 | 3.27 | 7.88 | V |

Remark: Spurious emissions within 30-1000MHz were found more than 20dB below limit line.

| GSM1900 (GSM) | | | | | | | | |
|---|---|---|---|---|---|---|---|---|
| Channel | Frequency ( MHz ) | EIRP ( dBm ) | Limit ( dBm ) | Over Limit ( dB ) | S.G. Power ( dBm ) | TX Cable loss ( dB ) | TX Antenna Gain (dBi) | Polarization (H/V) |
| Middle | 3759 | -52.46 | -13 | -39.46 | -57.33 | 3.55 | 8.42 | H |
| | 5640 | -54.29 | -13 | -41.29 | -60.63 | 4.34 | 10.68 | H |
| | 7521 | -49.39 | -13 | -36.39 | -56.19 | 5.14 | 11.94 | H |
| | 3759 | -56.47 | -13 | -43.47 | -61.34 | 3.55 | 8.42 | V |
| | 5640 | -56.12 | -13 | -43.12 | -62.46 | 4.34 | 10.68 | V |
| | 7521 | -52.81 | -13 | -39.81 | -59.61 | 5.14 | 11.94 | V |

Remark: Spurious emissions within 30-1000MHz were found more than 20dB below limit line.

| GSM1900 (EDGE class 8) | | | | | | | | |
|---|---|---|---|---|---|---|---|---|
| Channel | Frequency ( MHz ) | EIRP ( dBm ) | Limit ( dBm ) | Over Limit ( dB ) | S.G. Power ( dBm ) | TX Cable loss ( dB ) | TX Antenna Gain (dBi) | Polarization (H/V) |
| Middle | 3759 | -53.01 | -13 | -40.01 | -57.88 | 3.55 | 8.42 | H |
| | 5640 | -53.88 | -13 | -40.88 | -60.22 | 4.34 | 10.68 | H |
| | 7521 | -50.85 | -13 | -37.85 | -57.65 | 5.14 | 11.94 | H |
| | 3759 | -60.03 | -13 | -47.03 | -64.90 | 3.55 | 8.42 | V |
| | 5640 | -55.95 | -13 | -42.95 | -62.29 | 4.34 | 10.68 | V |
| | 7521 | -54.42 | -13 | -41.42 | -61.22 | 5.14 | 11.94 | V |

Remark: Spurious emissions within 30-1000MHz were found more than 20dB below limit line.

| WCDMA Band V(RMC 12.2Kbps) | | | | | | | | |
|---|---|---|---|---|---|---|---|---|
| Channel | Frequency ( MHz ) | ERP ( dBm ) | Limit ( dBm ) | Over Limit ( dB ) | S.G. Power ( dBm ) | TX Cable loss ( dB ) | TX Antenna Gain (dBi) | Polarization (H/V) |
| Middle | 1672 | -67.20 | -13 | -54.20 | -68.41 | 2.32 | 5.68 | H |
| | 2509 | -64.83 | -13 | -51.83 | -65.46 | 3.02 | 5.80 | H |
| | 3348 | -63.47 | -13 | -50.47 | -65.93 | 3.27 | 7.88 | H |
| | 1672 | -67.92 | -13 | -54.92 | -69.13 | 2.32 | 5.68 | V |
| | 2508 | -65.25 | -13 | -52.25 | -65.88 | 3.02 | 5.80 | V |
| | 3348 | -63.78 | -13 | -50.78 | -66.24 | 3.27 | 7.88 | V |

Remark: Spurious emissions within 30-1000MHz were found more than 20dB below limit line.

| WCDMA Band II(RMC 12.2Kbps) | | | | | | | | |
|---|---|---|---|---|---|---|---|---|
| Channel | Frequency ( MHz ) | EIRP ( dBm ) | Limit ( dBm ) | Over Limit ( dB ) | S.G. Power ( dBm ) | TX Cable loss ( dB ) | TX Antenna Gain (dBi) | Polarization (H/V) |
| Middle | 3759 | -62.74 | -13 | -49.74 | -67.61 | 3.55 | 8.42 | H |
| | 5640 | -59.95 | -13 | -46.95 | -66.29 | 4.34 | 10.68 | H |
| | 7521 | -54.93 | -13 | -41.93 | -61.73 | 5.14 | 11.94 | H |
| | 3760 | -61.99 | -13 | -48.99 | -66.86 | 3.55 | 8.42 | V |
| | 5640 | -60.06 | -13 | -47.06 | -66.40 | 4.34 | 10.68 | V |
| | 7521 | -54.73 | -13 | -41.73 | -61.53 | 5.14 | 11.94 | V |

Remark: Spurious emissions within 30-1000MHz were found more than 20dB below limit line.

| WCDMA Band IV(RMC 12.2Kbps) | | | | | | | | |
|---|---|---|---|---|---|---|---|---|
| Channel | Frequency ( MHz ) | EIRP ( dBm ) | Limit ( dBm ) | Over Limit ( dB ) | S.G. Power ( dBm ) | TX Cable loss ( dB ) | TX Antenna Gain (dBi) | Polarization (H/V) |
| Middle | 3465 | -61.68 | -13 | -48.68 | -66.40 | 3.41 | 8.13 | H |
| | 5196 | -58.58 | -13 | -45.58 | -64.59 | 4.195 | 10.20 | H |
| | 6930 | -56.49 | -13 | -43.49 | -62.94 | 4.91 | 11.36 | H |
| | 3462 | -61.53 | -13 | -48.53 | -66.25 | 3.413 | 8.13 | V |
| | 5197.8 | -59.98 | -13 | -46.98 | -65.99 | 4.195 | 10.20 | V |
| | 6930 | -56.76 | -13 | -43.76 | -63.21 | 4.911 | 11.36 | V |

Remark: Spurious emissions within 30-1000MHz were found more than 20dB below limit line.

| CDMA BC0(1xRTT) | | | | | | | | |
|---|---|---|---|---|---|---|---|---|
| Channel | Frequency ( MHz ) | ERP ( dBm ) | Limit ( dBm ) | Over Limit ( dB ) | S.G. Power ( dBm ) | TX Cable loss ( dB ) | TX Antenna Gain (dBi) | Polarization (H/V) |
| Middle | 1672 | -68.38 | -13 | -55.38 | -69.59 | 2.32 | 5.68 | H |
| | 2508 | -65.73 | -13 | -52.73 | -66.36 | 3.02 | 5.80 | H |
| | 3348 | -64.13 | -13 | -51.13 | -66.59 | 3.27 | 7.88 | H |
| | 1672 | -68.40 | -13 | -55.40 | -69.61 | 2.32 | 5.68 | V |
| | 2509 | -65.84 | -13 | -52.84 | -66.47 | 3.02 | 5.80 | V |
| | 3348 | -63.81 | -13 | -50.81 | -66.27 | 3.27 | 7.88 | V |

Remark: Spurious emissions within 30-1000MHz were found more than 20dB below limit line.

| CDMA BC1(1xRTT) | | | | | | | | |
|---|---|---|---|---|---|---|---|---|
| Channel | Frequency ( MHz ) | EIRP ( dBm ) | Limit ( dBm ) | Over Limit ( dB ) | S.G. Power ( dBm ) | TX Cable loss ( dB ) | TX Antenna Gain (dBi) | Polarization (H/V) |
| Middle | 3759 | -60.66 | -13 | -47.66 | -65.53 | 3.55 | 8.42 | H |
| | 5640 | -58.50 | -13 | -45.50 | -64.84 | 4.34 | 10.68 | H |
| | 7521 | -54.97 | -13 | -41.97 | -61.77 | 5.14 | 11.94 | H |
| | 3760 | -62.31 | -13 | -49.31 | -67.18 | 3.55 | 8.42 | V |
| | 5640 | -59.89 | -13 | -46.89 | -66.23 | 4.34 | 10.68 | V |
| | 7521 | -54.41 | -13 | -41.41 | -61.21 | 5.14 | 11.94 | V |

Remark: Spurious emissions within 30-1000MHz were found more than 20dB below limit line.