WCDMA Band IV (RMC 12.2Kbps)

Lowest Channel

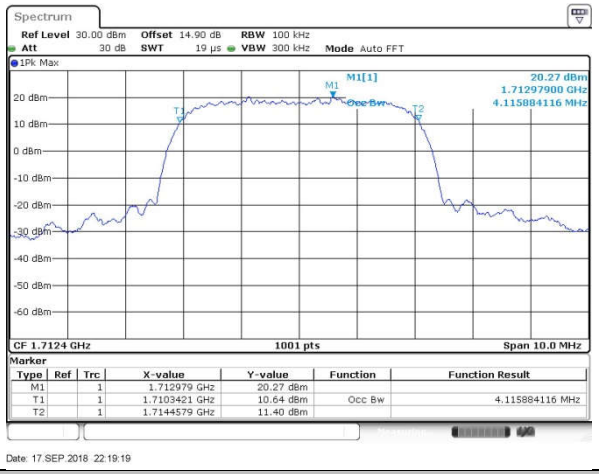

Middle Channel

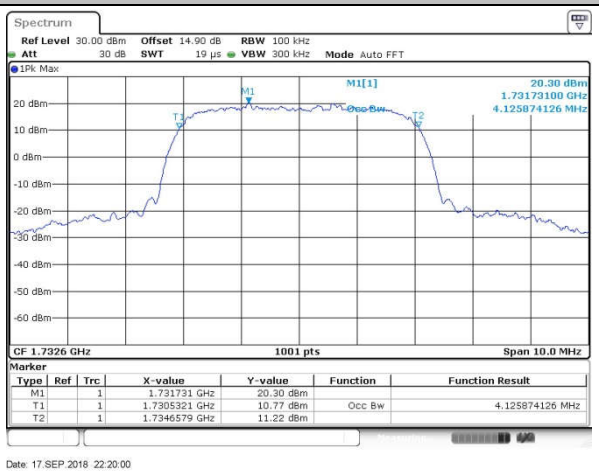

Highest Channel

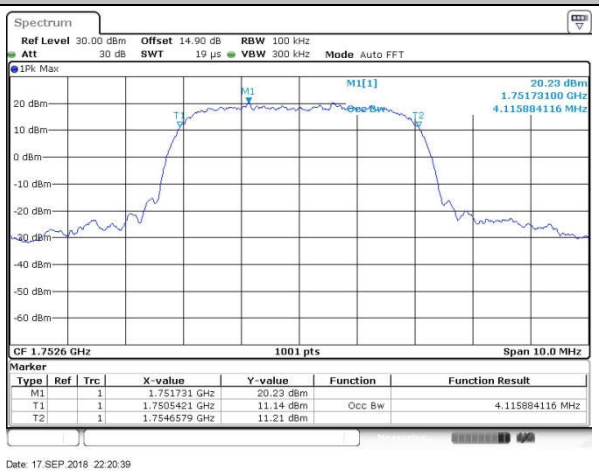

Conducted Band Edge

GSM850 (GSM)

Lowest Band Edge

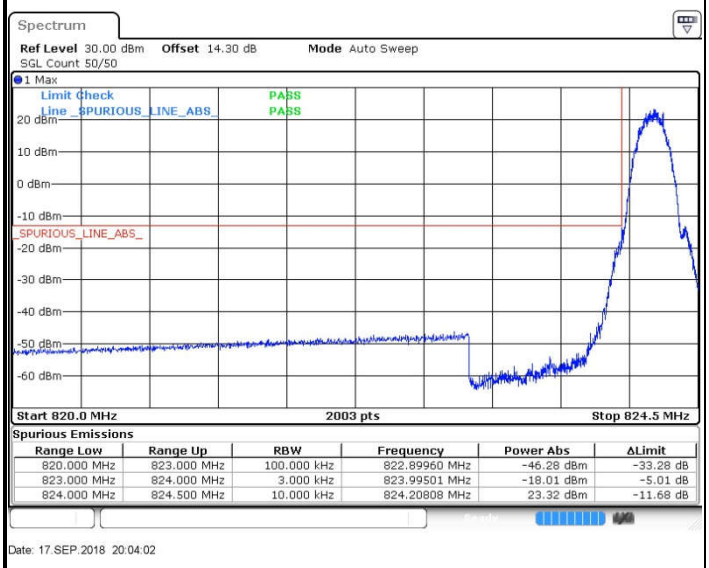

Spurious Emissions

Range Low	Range Up	RBW	Frequency	Power Abs	ΔLimit
820.000 MHz	823.000 MHz	100.000 kHz	822.89960 MHz	-46.28 dBm	-33.28 dB
823.000 MHz	824.000 MHz	3.000 kHz	823.99501 MHz	-18.01 dBm	-5.01 dB
824.000 MHz	824.500 MHz	10.000 kHz	824.20808 MHz	23.32 dBm	-11.68 dB

Date: 17.SEP.2018 20:04:02

Highest Band Edge

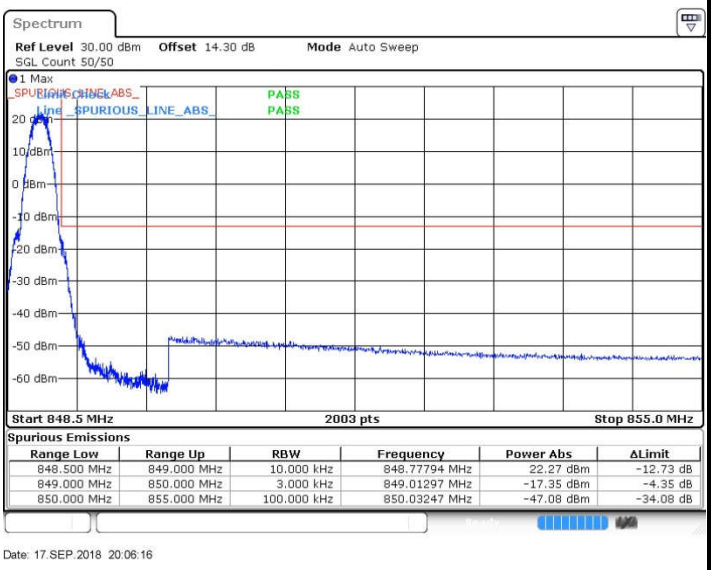

Spurious Emissions

Range Low	Range Up	RBW	Frequency	Power Abs	ΔLimit
848.500 MHz	849.000 MHz	10.000 kHz	848.77794 MHz	22.27 dBm	-12.73 dB
849.000 MHz	850.000 MHz	3.000 kHz	849.01297 MHz	-17.35 dBm	-4.35 dB
850.000 MHz	855.000 MHz	100.000 kHz	850.03247 MHz	-47.08 dBm	-34.08 dB

Date: 17.SEP.2018 20:06:16

GSM850 (EDGE class 8)

Lowest Band Edge

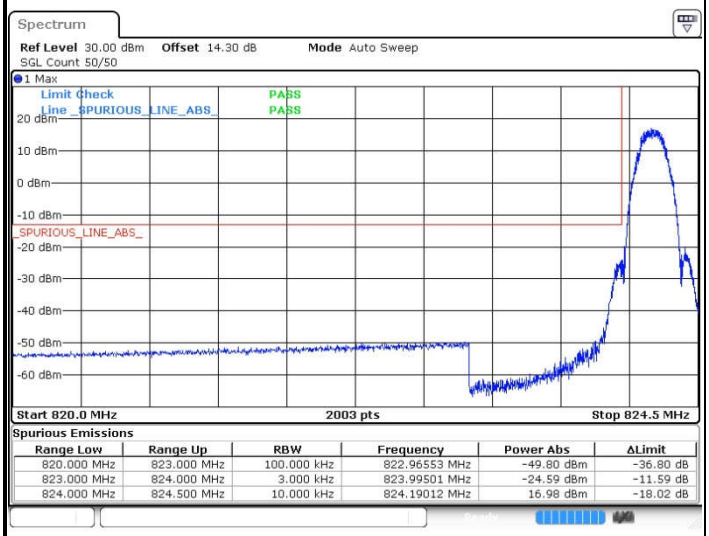

Spurious Emissions

Range Low	Range Up	RBW	Frequency	Power Abs	ΔLimit
820.000 MHz	823.000 MHz	100.000 kHz	822.96553 MHz	-49.80 dBm	-36.80 dB
823.000 MHz	824.000 MHz	3.000 kHz	823.99501 MHz	-24.59 dBm	-11.59 dB
824.000 MHz	824.500 MHz	10.000 kHz	824.19012 MHz	16.98 dBm	-18.02 dB

Date: 17.SEP.2018 20:28:36

Highest Band Edge

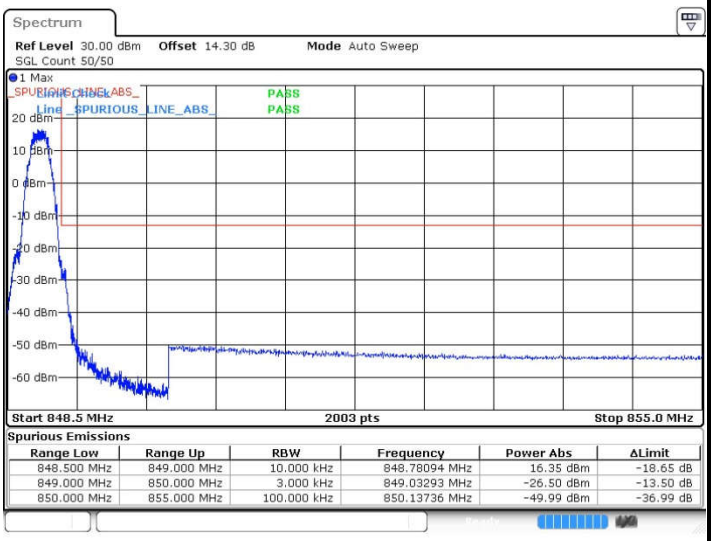

Spurious Emissions

Range Low	Range Up	RBW	Frequency	Power Abs	ΔLimit
848.500 MHz	849.000 MHz	10.000 kHz	848.78094 MHz	16.35 dBm	-18.65 dB
849.000 MHz	850.000 MHz	3.000 kHz	849.03293 MHz	-26.50 dBm	-13.50 dB
850.000 MHz	855.000 MHz	100.000 kHz	850.13736 MHz	-49.99 dBm	-36.99 dB

Date: 17.SEP.2018 20:30:12

GSM1900 (GSM)

Lowest Band Edge

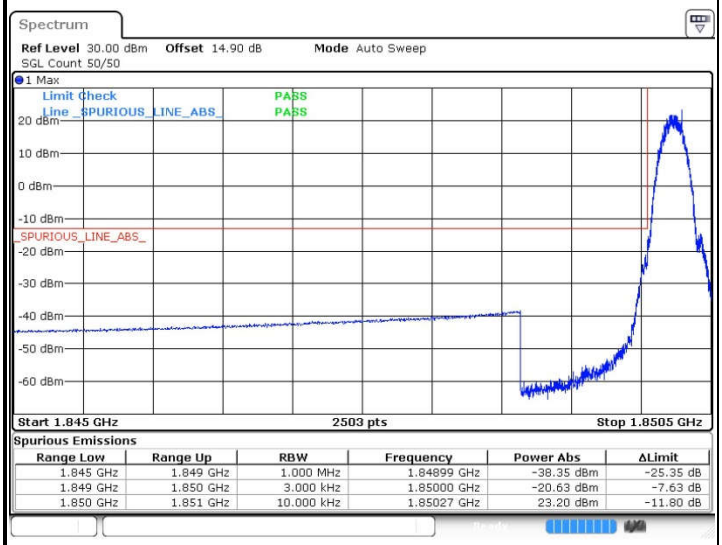

Spurious Emissions

Range Low	Range Up	RBW	Frequency	Power Abs	ΔLimit
1.845 GHz	1.849 GHz	1.000 MHz	1.84899 GHz	-38.35 dBm	-25.35 dB
1.849 GHz	1.850 GHz	3.000 kHz	1.85000 GHz	-20.63 dBm	-7.63 dB
1.850 GHz	1.851 GHz	10.000 kHz	1.85027 GHz	23.20 dBm	-11.80 dB

Date: 17.SEP.2018 20:51:07

Highest Band Edge

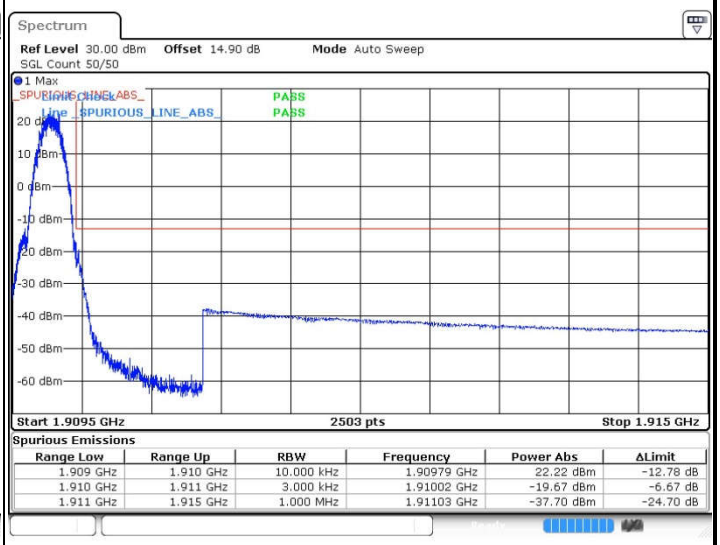

Spurious Emissions

Range Low	Range Up	RBW	Frequency	Power Abs	ΔLimit
1.909 GHz	1.910 GHz	10.000 kHz	1.90979 GHz	22.22 dBm	-12.78 dB
1.910 GHz	1.911 GHz	3.000 kHz	1.91002 GHz	-19.67 dBm	-6.67 dB
1.911 GHz	1.915 GHz	1.000 MHz	1.91103 GHz	-37.70 dBm	-24.70 dB

Date: 17.SEP.2018 20:53:48

GSM1900 (EDGE class 8)	
Lowest Band Edge	**Highest Band Edge**

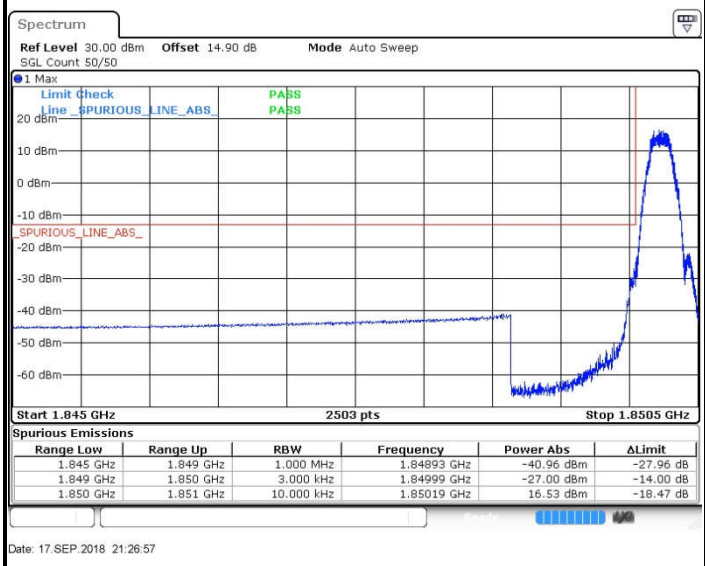

Spurious Emissions

Range Low	Range Up	RBW	Frequency	Power Abs	ΔLimit
1.845 GHz	1.849 GHz	1.000 MHz	1.84893 GHz	-40.96 dBm	-27.96 dB
1.849 GHz	1.850 GHz	3.000 kHz	1.84999 GHz	-27.00 dBm	-14.00 dB
1.850 GHz	1.851 GHz	10.000 kHz	1.85019 GHz	16.53 dBm	-18.47 dB

Date: 17.SEP.2018 21:26:57

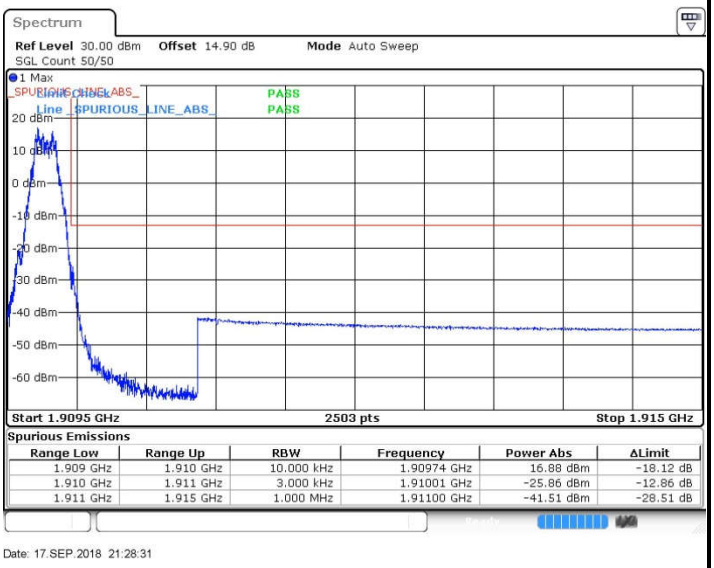

Spurious Emissions

Range Low	Range Up	RBW	Frequency	Power Abs	ΔLimit
1.909 GHz	1.910 GHz	10.000 kHz	1.90974 GHz	16.88 dBm	-18.12 dB
1.910 GHz	1.911 GHz	3.000 kHz	1.91001 GHz	-25.86 dBm	-12.86 dB
1.911 GHz	1.915 GHz	1.000 MHz	1.91100 GHz	-41.51 dBm	-28.51 dB

Date: 17.SEP.2018 21:28:31

WCDMA Band V (RMC 12.2Kbps)	
Lowest Band Edge	**Highest Band Edge**

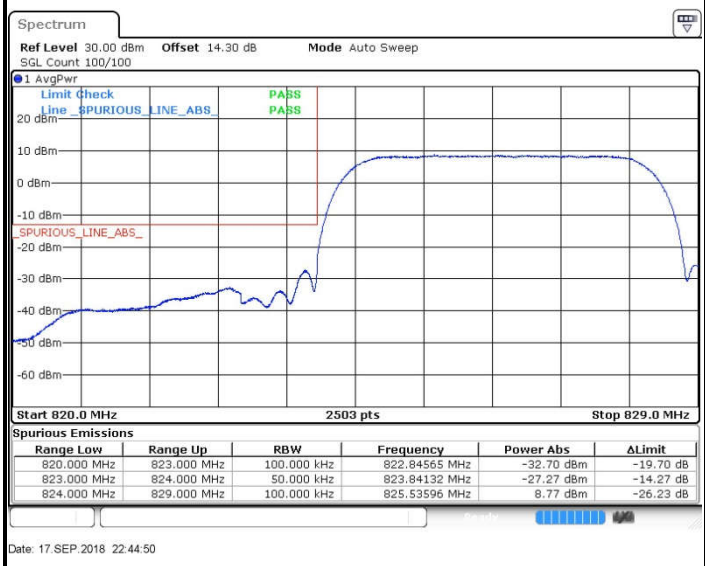

Spurious Emissions

Range Low	Range Up	RBW	Frequency	Power Abs	ΔLimit
820.000 MHz	823.000 MHz	100.000 kHz	822.84565 MHz	-32.70 dBm	-19.70 dB
823.000 MHz	824.000 MHz	50.000 kHz	823.84132 MHz	-27.27 dBm	-14.27 dB
824.000 MHz	829.000 MHz	100.000 kHz	825.53596 MHz	8.77 dBm	-26.23 dB

Date: 17.SEP.2018 22:44:50

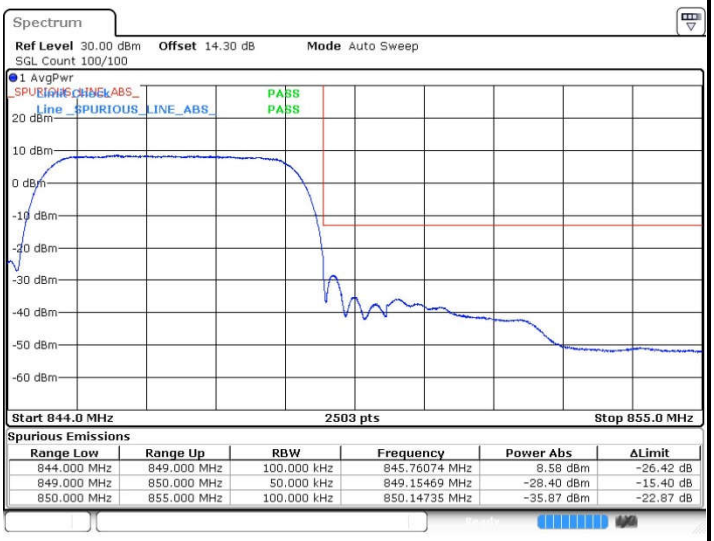

Spurious Emissions

Range Low	Range Up	RBW	Frequency	Power Abs	ΔLimit
844.000 MHz	849.000 MHz	100.000 kHz	845.76074 MHz	8.58 dBm	-26.42 dB
849.000 MHz	850.000 MHz	50.000 kHz	849.15469 MHz	-28.40 dBm	-15.40 dB
850.000 MHz	855.000 MHz	100.000 kHz	850.14735 MHz	-35.87 dBm	-22.87 dB

Date: 17.SEP.2018 22:48:14

WCDMA Band II (RMC 12.2Kbps)

Lowest Band Edge

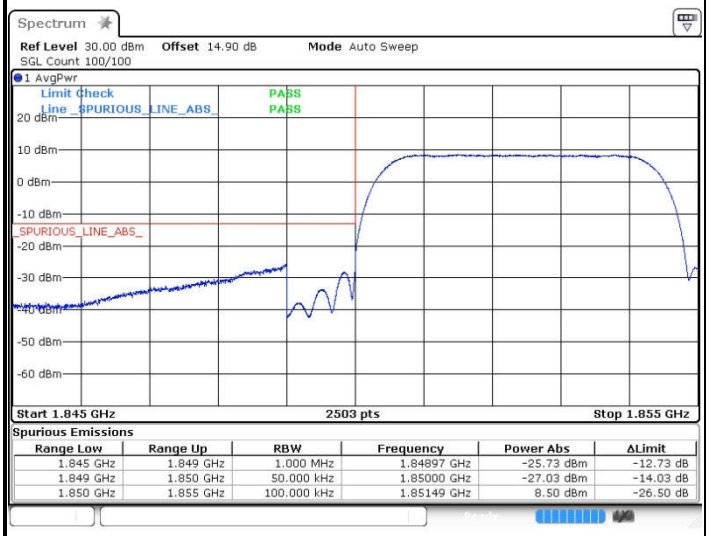

Spurious Emissions

Range Low	Range Up	RBW	Frequency	Power Abs	ΔLimit
1.845 GHz	1.849 GHz	1.000 MHz	1.84897 GHz	-25.73 dBm	-12.73 dB
1.849 GHz	1.850 GHz	50.000 kHz	1.85000 GHz	-27.03 dBm	-14.03 dB
1.850 GHz	1.855 GHz	100.000 kHz	1.85149 GHz	8.50 dBm	-26.50 dB

Date: 17.SEP.2018 21:58:21

Highest Band Edge

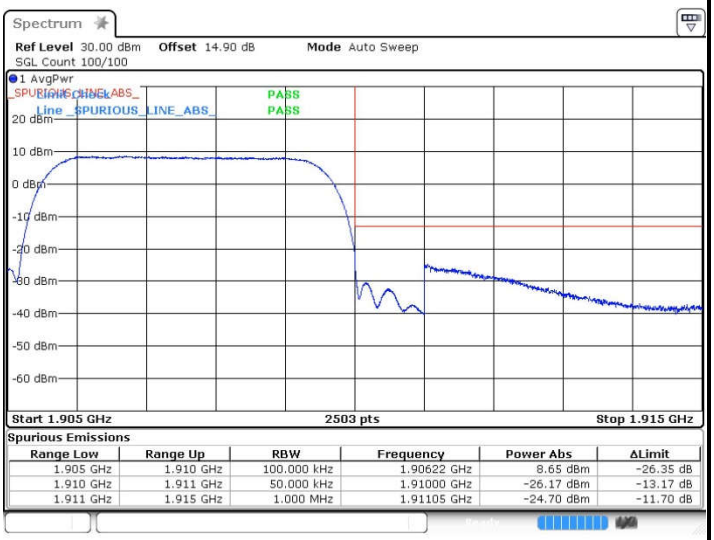

Spurious Emissions

Range Low	Range Up	RBW	Frequency	Power Abs	ΔLimit
1.905 GHz	1.910 GHz	100.000 kHz	1.90622 GHz	8.65 dBm	-26.35 dB
1.910 GHz	1.911 GHz	50.000 kHz	1.91000 GHz	-26.17 dBm	-13.17 dB
1.911 GHz	1.915 GHz	1.000 MHz	1.91105 GHz	-24.70 dBm	-11.70 dB

Date: 17.SEP.2018 22:02:11

WCDMA Band IV (RMC 12.2Kbps)	
Lowest Band Edge	**Highest Band Edge**

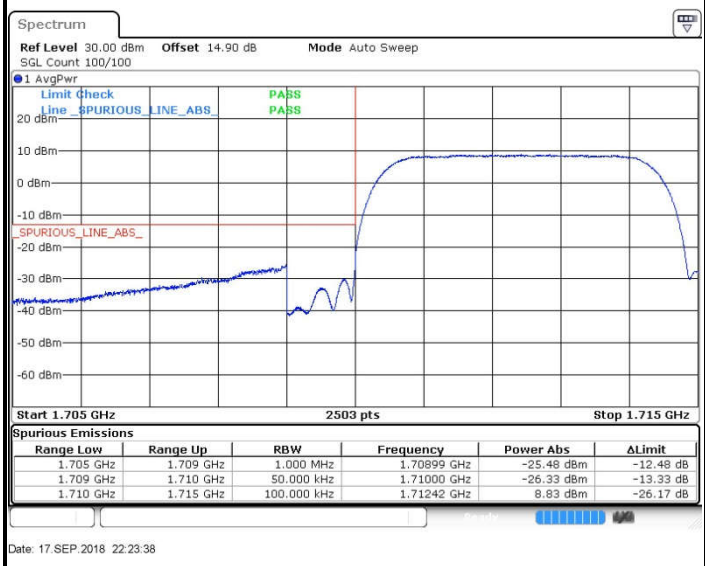

Spurious Emissions

Range Low	Range Up	RBW	Frequency	Power Abs	ΔLimit
1.705 GHz	1.709 GHz	1.000 MHz	1.70899 GHz	-25.48 dBm	-12.48 dB
1.709 GHz	1.710 GHz	50.000 kHz	1.71000 GHz	-26.33 dBm	-13.33 dB
1.710 GHz	1.715 GHz	100.000 kHz	1.71242 GHz	8.83 dBm	-26.17 dB

Date: 17.SEP.2018 22:23:38

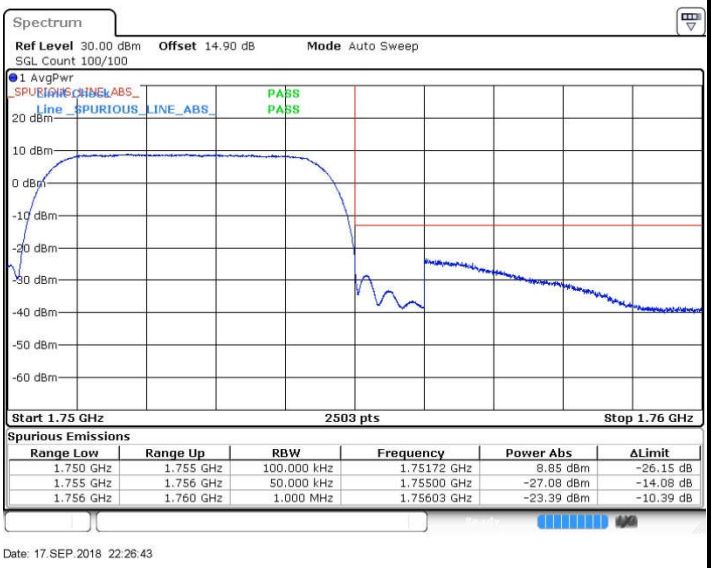

Spurious Emissions

Range Low	Range Up	RBW	Frequency	Power Abs	ΔLimit
1.750 GHz	1.755 GHz	100.000 kHz	1.75172 GHz	8.85 dBm	-26.15 dB
1.755 GHz	1.756 GHz	50.000 kHz	1.75500 GHz	-27.08 dBm	-14.08 dB
1.756 GHz	1.760 GHz	1.000 MHz	1.75603 GHz	-23.39 dBm	-10.39 dB

Date: 17.SEP.2018 22:26:43

Conducted Spurious Emission

GSM850 (GSM)

Lowest Channel

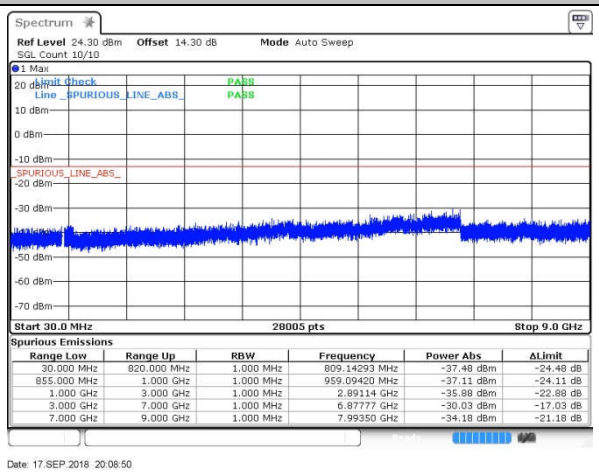

Spurious Emissions

Range Low	Range Up	RBW	Frequency	Power Abs	ΔLimit
30.000 MHz	820.000 MHz	1.000 MHz	809.14293 MHz	-37.48 dBm	-24.48 dB
855.000 MHz	1.000 GHz	1.000 MHz	959.09420 MHz	-37.11 dBm	-24.11 dB
1.000 GHz	3.000 GHz	1.000 MHz	2.89114 GHz	-35.88 dBm	-22.88 dB
3.000 GHz	7.000 GHz	1.000 MHz	6.87777 GHz	-30.03 dBm	-17.03 dB
7.000 GHz	9.000 GHz	1.000 MHz	7.99350 GHz	-34.18 dBm	-21.18 dB

Date: 17.SEP.2018 20:08:50

Middle Channel

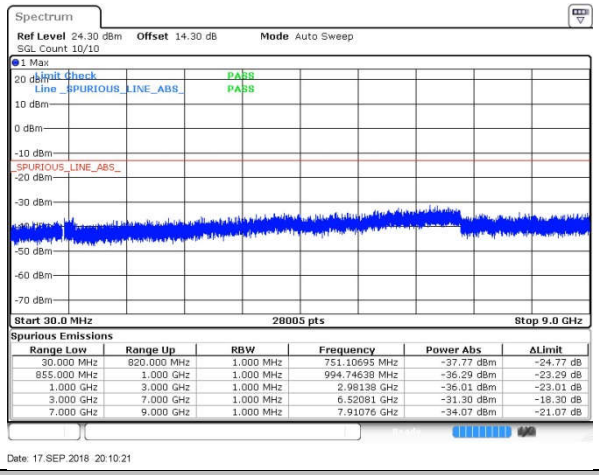

Spurious Emissions

Range Low	Range Up	RBW	Frequency	Power Abs	ΔLimit
30.000 MHz	820.000 MHz	1.000 MHz	751.10695 MHz	-37.77 dBm	-24.77 dB
855.000 MHz	1.000 GHz	1.000 MHz	994.74638 MHz	-36.29 dBm	-23.29 dB
1.000 GHz	3.000 GHz	1.000 MHz	2.98138 GHz	-36.01 dBm	-23.01 dB
3.000 GHz	7.000 GHz	1.000 MHz	6.52081 GHz	-31.30 dBm	-18.30 dB
7.000 GHz	9.000 GHz	1.000 MHz	7.91076 GHz	-34.07 dBm	-21.07 dB

Date: 17.SEP.2018 20:10:21

Highest Channel

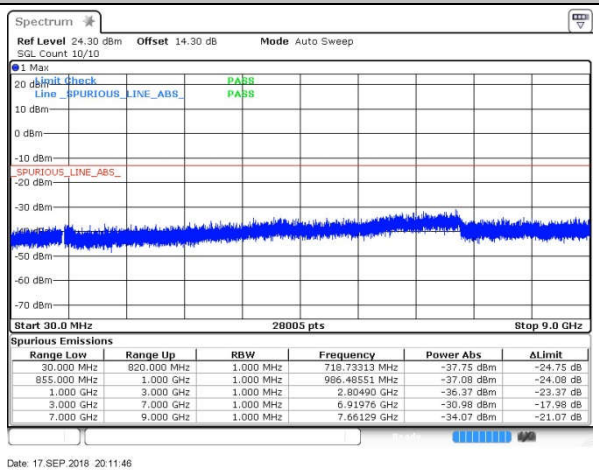

Spurious Emissions

Range Low	Range Up	RBW	Frequency	Power Abs	ΔLimit
30.000 MHz	820.000 MHz	1.000 MHz	718.73313 MHz	-37.75 dBm	-24.75 dB
855.000 MHz	1.000 GHz	1.000 MHz	986.48551 MHz	-37.08 dBm	-24.08 dB
1.000 GHz	3.000 GHz	1.000 MHz	2.80490 GHz	-36.37 dBm	-23.37 dB
3.000 GHz	7.000 GHz	1.000 MHz	6.91976 GHz	-30.98 dBm	-17.98 dB
7.000 GHz	9.000 GHz	1.000 MHz	7.66129 GHz	-34.07 dBm	-21.07 dB

Date: 17.SEP.2018 20:11:46

GSM850 (EDGE class 8)

Lowest Channel

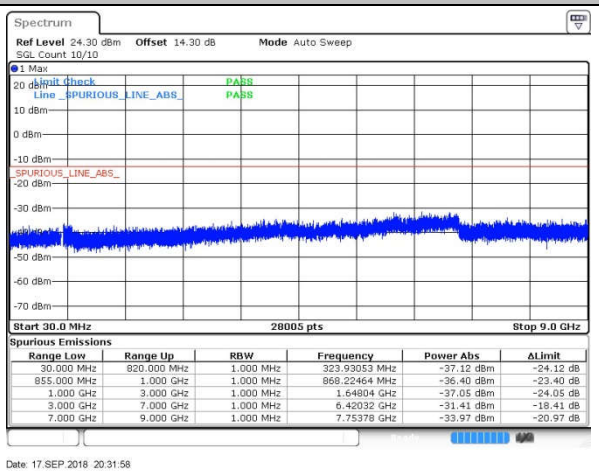

Spurious Emissions

Range Low	Range Up	RBW	Frequency	Power Abs	ΔLimit
30.000 MHz	820.000 MHz	1.000 MHz	323.93053 MHz	-37.12 dBm	-24.12 dB
855.000 MHz	1.000 GHz	1.000 MHz	868.22464 MHz	-36.40 dBm	-23.40 dB
1.000 GHz	3.000 GHz	1.000 MHz	1.64804 GHz	-37.05 dBm	-24.05 dB
3.000 GHz	7.000 GHz	1.000 MHz	6.42032 GHz	-31.41 dBm	-18.41 dB
7.000 GHz	9.000 GHz	1.000 MHz	7.75378 GHz	-33.97 dBm	-20.97 dB

Date: 17.SEP.2018 20:31:58

Middle Channel

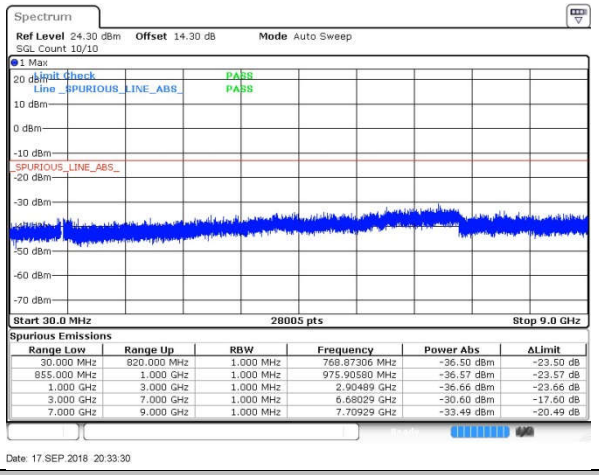

Spurious Emissions

Range Low	Range Up	RBW	Frequency	Power Abs	ΔLimit
30.000 MHz	820.000 MHz	1.000 MHz	768.87306 MHz	-36.50 dBm	-23.50 dB
855.000 MHz	1.000 GHz	1.000 MHz	975.90580 MHz	-36.57 dBm	-23.57 dB
1.000 GHz	3.000 GHz	1.000 MHz	2.90489 GHz	-36.66 dBm	-23.66 dB
3.000 GHz	7.000 GHz	1.000 MHz	6.68029 GHz	-30.60 dBm	-17.60 dB
7.000 GHz	9.000 GHz	1.000 MHz	7.70929 GHz	-33.49 dBm	-20.49 dB

Date: 17.SEP.2018 20:33:30

Highest Channel

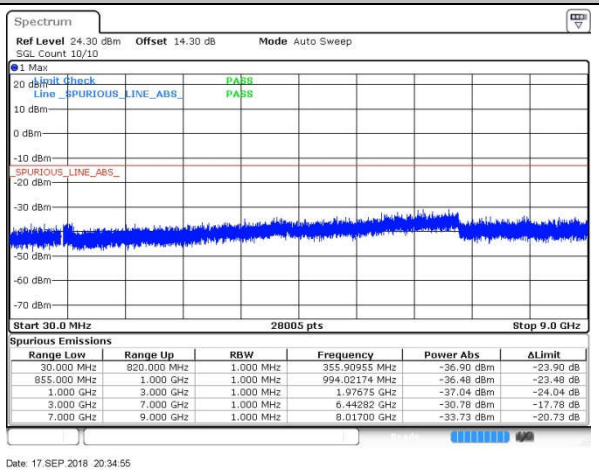

Spurious Emissions

Range Low	Range Up	RBW	Frequency	Power Abs	ΔLimit
30.000 MHz	820.000 MHz	1.000 MHz	355.90955 MHz	-36.90 dBm	-23.90 dB
855.000 MHz	1.000 GHz	1.000 MHz	994.02174 MHz	-36.48 dBm	-23.48 dB
1.000 GHz	3.000 GHz	1.000 MHz	1.97675 GHz	-37.04 dBm	-24.04 dB
3.000 GHz	7.000 GHz	1.000 MHz	6.44282 GHz	-30.78 dBm	-17.78 dB
7.000 GHz	9.000 GHz	1.000 MHz	8.01700 GHz	-33.73 dBm	-20.73 dB

Date: 17.SEP.2018 20:34:55

GSM1900 (GSM)

Lowest Channel

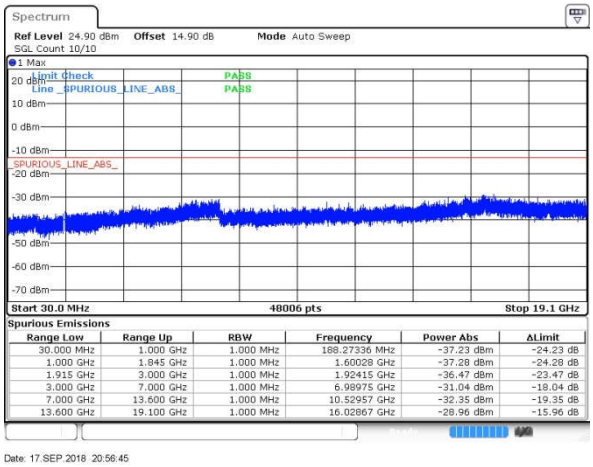

Spurious Emissions

Range Low	Range Up	RBW	Frequency	Power Abs	ΔLimit
30.000 MHz	1.000 GHz	1.000 MHz	188.27336 MHz	-37.23 dBm	-24.23 dB
1.000 GHz	1.845 GHz	1.000 MHz	1.60028 GHz	-37.28 dBm	-24.28 dB
1.915 GHz	3.000 GHz	1.000 MHz	1.92415 GHz	-36.47 dBm	-23.47 dB
3.000 GHz	7.000 GHz	1.000 MHz	6.98975 GHz	-31.04 dBm	-18.04 dB
7.000 GHz	13.600 GHz	1.000 MHz	10.52957 GHz	-32.35 dBm	-19.35 dB
13.600 GHz	19.100 GHz	1.000 MHz	16.02867 GHz	-28.96 dBm	-15.96 dB

Date: 17.SEP.2018 20:56:45

Middle Channel

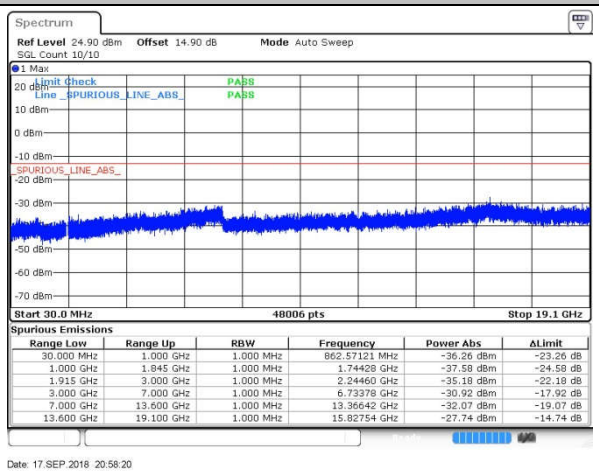

Spurious Emissions

Range Low	Range Up	RBW	Frequency	Power Abs	ΔLimit
30.000 MHz	1.000 GHz	1.000 MHz	862.57121 MHz	-36.26 dBm	-23.26 dB
1.000 GHz	1.845 GHz	1.000 MHz	1.74428 GHz	-37.58 dBm	-24.58 dB
1.915 GHz	3.000 GHz	1.000 MHz	2.24460 GHz	-35.18 dBm	-22.18 dB
3.000 GHz	7.000 GHz	1.000 MHz	6.73378 GHz	-30.92 dBm	-17.92 dB
7.000 GHz	13.600 GHz	1.000 MHz	13.36642 GHz	-32.07 dBm	-19.07 dB
13.600 GHz	19.100 GHz	1.000 MHz	15.82754 GHz	-27.74 dBm	-14.74 dB

Date: 17.SEP.2018 20:58:20

Highest Channel

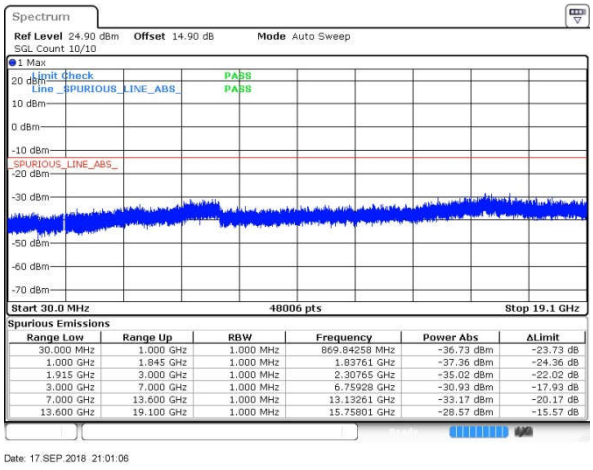

Spurious Emissions

Range Low	Range Up	RBW	Frequency	Power Abs	ΔLimit
30.000 MHz	1.000 GHz	1.000 MHz	869.84258 MHz	-36.73 dBm	-23.73 dB
1.000 GHz	1.845 GHz	1.000 MHz	1.83761 GHz	-37.36 dBm	-24.36 dB
1.915 GHz	3.000 GHz	1.000 MHz	2.30765 GHz	-35.02 dBm	-22.02 dB
3.000 GHz	7.000 GHz	1.000 MHz	6.75928 GHz	-30.93 dBm	-17.93 dB
7.000 GHz	13.600 GHz	1.000 MHz	13.13261 GHz	-33.17 dBm	-20.17 dB
13.600 GHz	19.100 GHz	1.000 MHz	15.75801 GHz	-28.57 dBm	-15.57 dB

Date: 17.SEP.2018 21:01:06

GSM1900 (EDGE class 8)

Lowest Channel

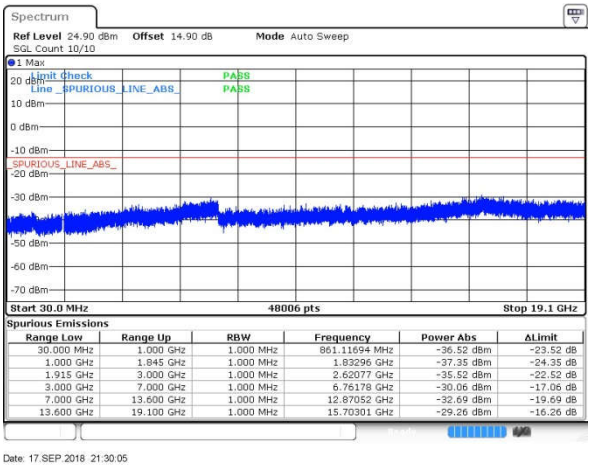

Spurious Emissions

Range Low	Range Up	RBW	Frequency	Power Abs	ΔLimit
30.000 MHz	1.000 GHz	1.000 MHz	861.11694 MHz	-36.52 dBm	-23.52 dB
1.000 GHz	1.845 GHz	1.000 MHz	1.83296 GHz	-37.35 dBm	-24.35 dB
1.915 GHz	3.000 GHz	1.000 MHz	2.62077 GHz	-35.52 dBm	-22.52 dB
3.000 GHz	7.000 GHz	1.000 MHz	6.76178 GHz	-30.06 dBm	-17.06 dB
7.000 GHz	13.600 GHz	1.000 MHz	12.87052 GHz	-32.69 dBm	-19.69 dB
13.600 GHz	19.100 GHz	1.000 MHz	15.70301 GHz	-29.26 dBm	-16.26 dB

Date: 17.SEP.2018 21:30:05

Middle Channel

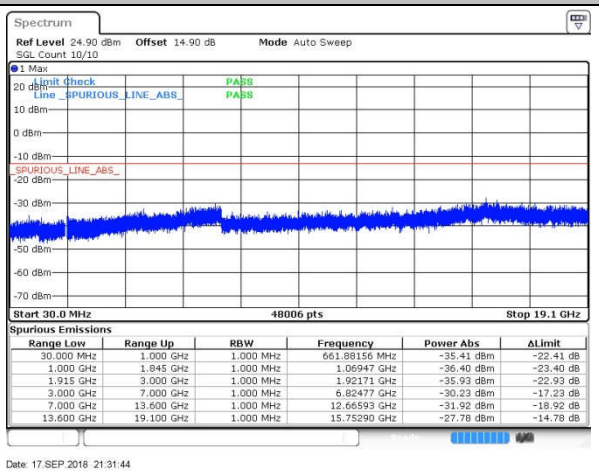

Spurious Emissions

Range Low	Range Up	RBW	Frequency	Power Abs	ΔLimit
30.000 MHz	1.000 GHz	1.000 MHz	661.88156 MHz	-35.41 dBm	-22.41 dB
1.000 GHz	1.845 GHz	1.000 MHz	1.06947 GHz	-36.40 dBm	-23.40 dB
1.915 GHz	3.000 GHz	1.000 MHz	1.92171 GHz	-35.93 dBm	-22.93 dB
3.000 GHz	7.000 GHz	1.000 MHz	6.82477 GHz	-30.23 dBm	-17.23 dB
7.000 GHz	13.600 GHz	1.000 MHz	12.66593 GHz	-31.92 dBm	-18.92 dB
13.600 GHz	19.100 GHz	1.000 MHz	15.75290 GHz	-27.78 dBm	-14.78 dB

Date: 17.SEP.2018 21:31:44

Highest Channel

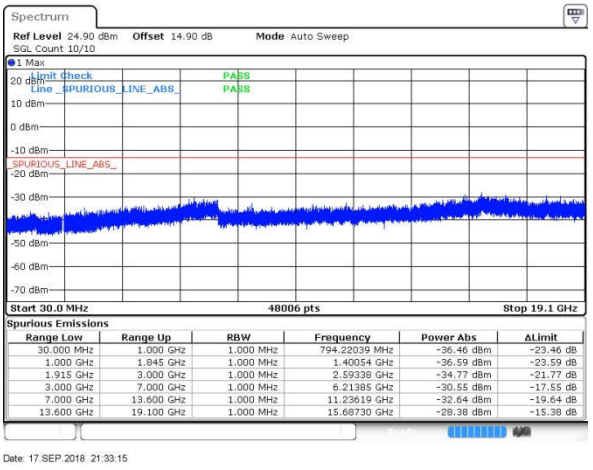

Spurious Emissions

Range Low	Range Up	RBW	Frequency	Power Abs	ΔLimit
30.000 MHz	1.000 GHz	1.000 MHz	794.22039 MHz	-36.46 dBm	-23.46 dB
1.000 GHz	1.845 GHz	1.000 MHz	1.40054 GHz	-36.59 dBm	-23.59 dB
1.915 GHz	3.000 GHz	1.000 MHz	2.59338 GHz	-34.77 dBm	-21.77 dB
3.000 GHz	7.000 GHz	1.000 MHz	6.21385 GHz	-30.55 dBm	-17.55 dB
7.000 GHz	13.600 GHz	1.000 MHz	11.23619 GHz	-32.64 dBm	-19.64 dB
13.600 GHz	19.100 GHz	1.000 MHz	15.68730 GHz	-28.38 dBm	-15.38 dB

Date: 17.SEP.2018 21:33:15

WCDMA Band V (RMC 12.2Kbps)

Lowest Channel

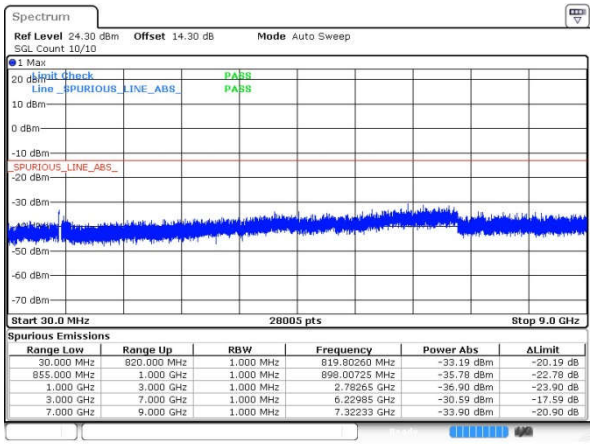

Spurious Emissions

Range Low	Range Up	RBW	Frequency	Power Abs	ΔLimit
30.000 MHz	820.000 MHz	1.000 MHz	819.80260 MHz	-33.19 dBm	-20.19 dB
855.000 MHz	1.000 GHz	1.000 MHz	898.00725 MHz	-35.78 dBm	-22.78 dB
1.000 GHz	3.000 GHz	1.000 MHz	2.78265 GHz	-36.90 dBm	-23.90 dB
3.000 GHz	7.000 GHz	1.000 MHz	6.22985 GHz	-30.59 dBm	-17.59 dB
7.000 GHz	9.000 GHz	1.000 MHz	7.32233 GHz	-33.90 dBm	-20.90 dB

Date: 17.SEP.2018 22:51:38

Middle Channel

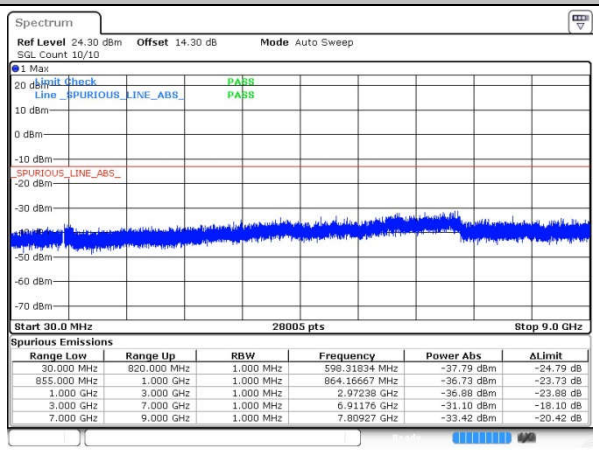

Spurious Emissions

Range Low	Range Up	RBW	Frequency	Power Abs	ΔLimit
30.000 MHz	820.000 MHz	1.000 MHz	598.31834 MHz	-37.79 dBm	-24.79 dB
855.000 MHz	1.000 GHz	1.000 MHz	864.16667 MHz	-36.73 dBm	-23.73 dB
1.000 GHz	3.000 GHz	1.000 MHz	2.97238 GHz	-36.88 dBm	-23.88 dB
3.000 GHz	7.000 GHz	1.000 MHz	6.91176 GHz	-31.10 dBm	-18.10 dB
7.000 GHz	9.000 GHz	1.000 MHz	7.80927 GHz	-33.42 dBm	-20.42 dB

Date: 17.SEP.2018 22:53:59

Highest Channel

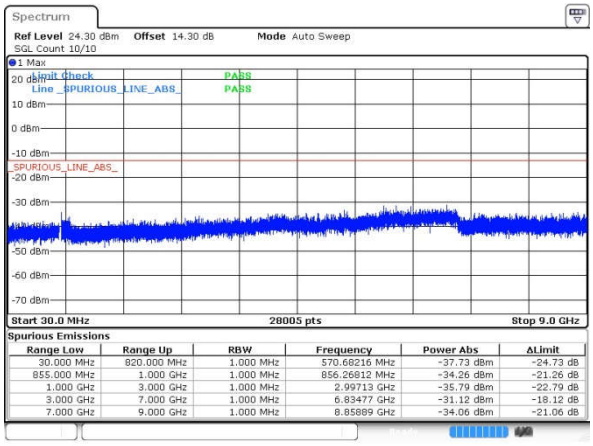

Spurious Emissions

Range Low	Range Up	RBW	Frequency	Power Abs	ΔLimit
30.000 MHz	820.000 MHz	1.000 MHz	570.68216 MHz	-37.73 dBm	-24.73 dB
855.000 MHz	1.000 GHz	1.000 MHz	856.26812 MHz	-34.26 dBm	-21.26 dB
1.000 GHz	3.000 GHz	1.000 MHz	2.99713 GHz	-35.79 dBm	-22.79 dB
3.000 GHz	7.000 GHz	1.000 MHz	6.83477 GHz	-31.12 dBm	-18.12 dB
7.000 GHz	9.000 GHz	1.000 MHz	8.85889 GHz	-34.06 dBm	-21.06 dB

Date: 17.SEP.2018 22:55:36

WCDMA Band II (RMC 12.2Kbps)

Lowest Channel

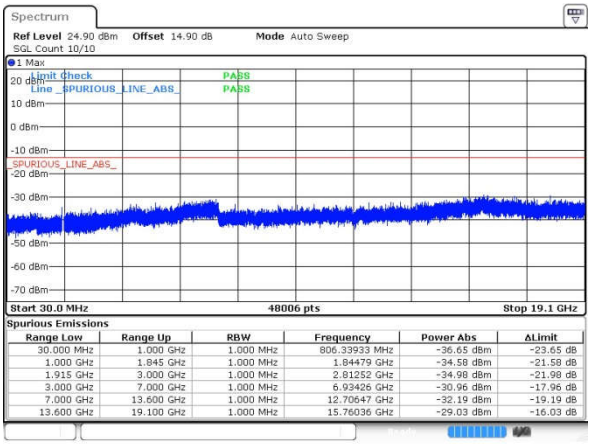

Spurious Emissions

Range Low	Range Up	RBW	Frequency	Power Abs	ΔLimit
30.000 MHz	1.000 GHz	1.000 MHz	806.33933 MHz	-36.65 dBm	-23.65 dB
1.000 GHz	1.845 GHz	1.000 MHz	1.84479 GHz	-34.58 dBm	-21.58 dB
1.915 GHz	3.000 GHz	1.000 MHz	2.81252 GHz	-34.98 dBm	-21.98 dB
3.000 GHz	7.000 GHz	1.000 MHz	6.93426 GHz	-30.96 dBm	-17.96 dB
7.000 GHz	13.600 GHz	1.000 MHz	12.70647 GHz	-32.19 dBm	-19.19 dB
13.600 GHz	19.100 GHz	1.000 MHz	15.76036 GHz	-29.03 dBm	-16.03 dB

Date: 17.SEP.2018 22:03:49

Middle Channel

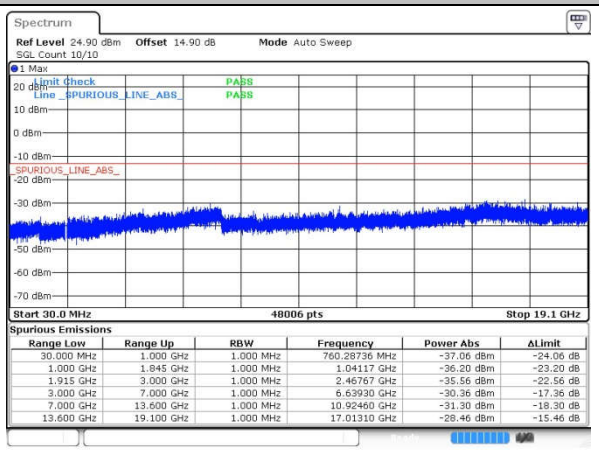

Spurious Emissions

Range Low	Range Up	RBW	Frequency	Power Abs	ΔLimit
30.000 MHz	1.000 GHz	1.000 MHz	760.28736 MHz	-37.06 dBm	-24.06 dB
1.000 GHz	1.845 GHz	1.000 MHz	1.04117 GHz	-36.20 dBm	-23.20 dB
1.915 GHz	3.000 GHz	1.000 MHz	2.46767 GHz	-35.56 dBm	-22.56 dB
3.000 GHz	7.000 GHz	1.000 MHz	6.63930 GHz	-30.36 dBm	-17.36 dB
7.000 GHz	13.600 GHz	1.000 MHz	10.92460 GHz	-31.30 dBm	-18.30 dB
13.600 GHz	19.100 GHz	1.000 MHz	17.01310 GHz	-28.46 dBm	-15.46 dB

Date: 17.SEP.2018 22:05:16

Highest Channel

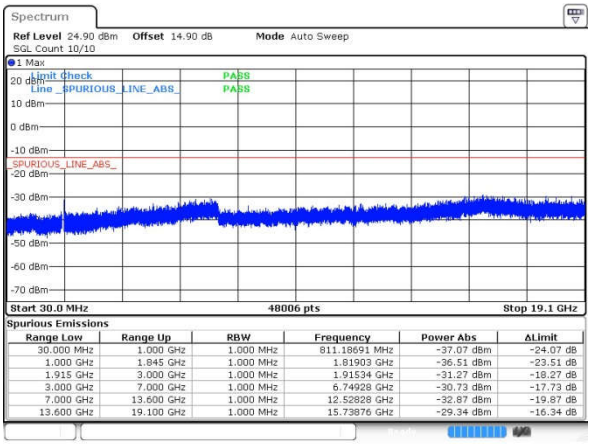

Spurious Emissions

Range Low	Range Up	RBW	Frequency	Power Abs	ΔLimit
30.000 MHz	1.000 GHz	1.000 MHz	811.18691 MHz	-37.07 dBm	-24.07 dB
1.000 GHz	1.845 GHz	1.000 MHz	1.81903 GHz	-36.51 dBm	-23.51 dB
1.915 GHz	3.000 GHz	1.000 MHz	1.91534 GHz	-31.27 dBm	-18.27 dB
3.000 GHz	7.000 GHz	1.000 MHz	6.74928 GHz	-30.73 dBm	-17.73 dB
7.000 GHz	13.600 GHz	1.000 MHz	12.52828 GHz	-32.87 dBm	-19.87 dB
13.600 GHz	19.100 GHz	1.000 MHz	15.73876 GHz	-29.34 dBm	-16.34 dB

Date: 17.SEP.2018 22:07:03

WCDMA Band IV (RMC 12.2Kbps)

Lowest Channel

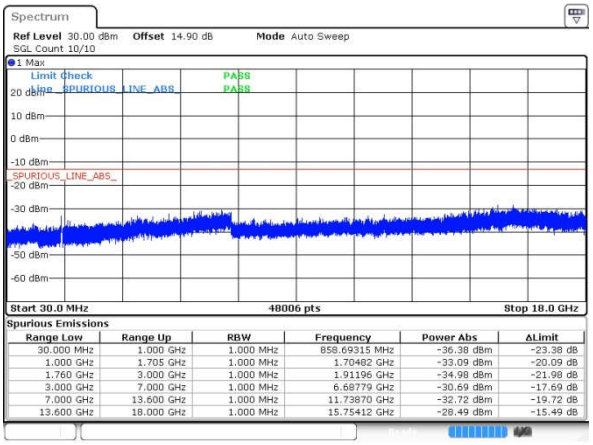

Spurious Emissions

Range Low	Range Up	RBW	Frequency	Power Abs	ΔLimit
30.000 MHz	1.000 GHz	1.000 MHz	858.69315 MHz	-36.38 dBm	-23.38 dB
1.000 GHz	1.705 GHz	1.000 MHz	1.70482 GHz	-33.09 dBm	-20.09 dB
1.760 GHz	3.000 GHz	1.000 MHz	1.91196 GHz	-34.98 dBm	-21.98 dB
3.000 GHz	7.000 GHz	1.000 MHz	6.68779 GHz	-30.69 dBm	-17.69 dB
7.000 GHz	13.600 GHz	1.000 MHz	11.73870 GHz	-32.72 dBm	-19.72 dB
13.600 GHz	18.000 GHz	1.000 MHz	15.75412 GHz	-28.49 dBm	-15.49 dB

Date: 17.SEP.2018 22:28:36

Middle Channel

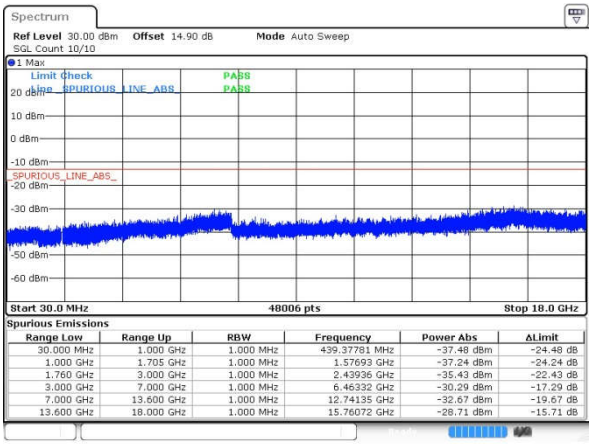

Spurious Emissions

Range Low	Range Up	RBW	Frequency	Power Abs	ΔLimit
30.000 MHz	1.000 GHz	1.000 MHz	439.37781 MHz	-37.48 dBm	-24.48 dB
1.000 GHz	1.705 GHz	1.000 MHz	1.57693 GHz	-37.24 dBm	-24.24 dB
1.760 GHz	3.000 GHz	1.000 MHz	2.43936 GHz	-35.43 dBm	-22.43 dB
3.000 GHz	7.000 GHz	1.000 MHz	6.46332 GHz	-30.29 dBm	-17.29 dB
7.000 GHz	13.600 GHz	1.000 MHz	12.74135 GHz	-32.67 dBm	-19.67 dB
13.600 GHz	18.000 GHz	1.000 MHz	15.76072 GHz	-28.71 dBm	-15.71 dB

Date: 17.SEP.2018 22:30:15

Highest Channel

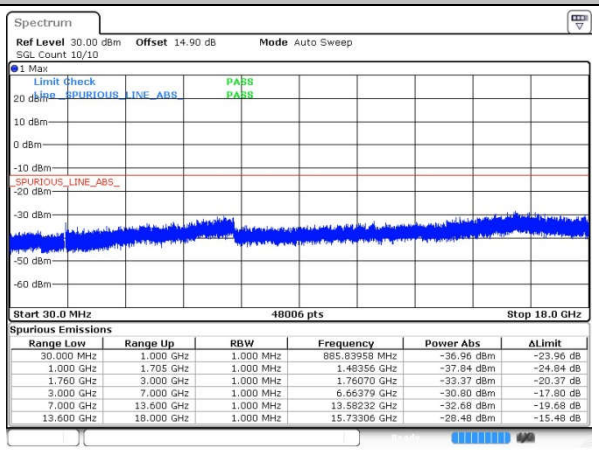

Spurious Emissions

Range Low	Range Up	RBW	Frequency	Power Abs	ΔLimit
30.000 MHz	1.000 GHz	1.000 MHz	885.83958 MHz	-36.96 dBm	-23.96 dB
1.000 GHz	1.705 GHz	1.000 MHz	1.48356 GHz	-37.84 dBm	-24.84 dB
1.760 GHz	3.000 GHz	1.000 MHz	1.76070 GHz	-33.37 dBm	-20.37 dB
3.000 GHz	7.000 GHz	1.000 MHz	6.66379 GHz	-30.80 dBm	-17.80 dB
7.000 GHz	13.600 GHz	1.000 MHz	13.58232 GHz	-32.68 dBm	-19.68 dB
13.600 GHz	18.000 GHz	1.000 MHz	15.73306 GHz	-28.48 dBm	-15.48 dB

Date: 17.SEP.2018 22:31:45

Frequency Stability

Test Conditions	Middle Channel	GSM850 (GSM)	GSM850 (EDGE class 8)	Limit 2.5ppm
Temperature (°C)	Voltage (Volt)	Deviation (ppm)		Result
50	Normal Voltage	0.0072	0.0155	PASS
40	Normal Voltage	0.0048	0.0287	
30	Normal Voltage	0.0359	0.0096	
20(Ref.)	Normal Voltage	0.0000	0.0000	
10	Normal Voltage	0.0096	0.0060	
0	Normal Voltage	0.0287	0.0084	
-10	Normal Voltage	0.0562	0.0012	
-20	Normal Voltage	0.0335	0.0287	
-30	Normal Voltage	0.0371	0.0466	
20	Maximum Voltage	0.0036	0.0120	
20	Normal Voltage	0.0000	0.0000	
20	Battery End Point	0.0323	0.0371	

Note: Normal Voltage = 3.8V. ；Battery End Point (BEP) =3.6V.；Maximum Voltage =4.1 V

Test Conditions	Middle Channel	GSM1900 (GSM)	GSM1900 (EDGE class 8)	Limit Note 2.
Temperature (°C)	Voltage (Volt)	Deviation (ppm)		Result
50	Normal Voltage	0.0037	0.0005	PASS
40	Normal Voltage	0.0197	0.0229	
30	Normal Voltage	0.0207	0.0191	
20(Ref.)	Normal Voltage	0.0000	0.0000	
10	Normal Voltage	0.0011	0.0202	
0	Normal Voltage	0.0223	0.0027	
-10	Normal Voltage	0.0213	0.0223	
-20	Normal Voltage	0.0032	0.0021	
-30	Normal Voltage	0.0245	0.0250	
20	Maximum Voltage	0.0021	0.0016	
20	Normal Voltage	0.0000	0.0000	
20	Battery End Point	0.0048	0.0207	

Note:

1. Normal Voltage = 3.8V. ；Battery End Point (BEP) =3.6V.；Maximum Voltage =4.1 V
2. The frequency fundamental emissions stay within the authorized frequency block based on the frequency deviation measured is small.

Test Conditions	Middle Channel	WCDMA Band V (RMC 12.2Kbps)	Limit 2.5ppm
Temperature (°C)	Voltage (Volt)	Deviation (ppm)	Result
50	Normal Voltage	0.0155	PASS
40	Normal Voltage	0.0024	
30	Normal Voltage	0.0299	
20(Ref.)	Normal Voltage	0.0000	
10	Normal Voltage	0.0395	
0	Normal Voltage	0.0048	
-10	Normal Voltage	0.0418	
-20	Normal Voltage	0.0060	
-30	Normal Voltage	0.0359	
20	Maximum Voltage	0.0072	
20	Normal Voltage	0.0000	
20	Battery End Point	0.0442	

Note: Normal Voltage = 3.8V. ；Battery End Point (BEP) =3.6V.；Maximum Voltage =4.1V

Test Conditions	Middle Channel	WCDMA Band II (RMC 12.2Kbps)	Limit Note 2.
Temperature (°C)	Voltage (Volt)	Deviation (ppm)	Result
50	Normal Voltage	0.0074	PASS
40	Normal Voltage	0.0128	
30	Normal Voltage	0.0165	
20(Ref.)	Normal Voltage	0.0000	
10	Normal Voltage	0.0117	
0	Normal Voltage	0.0154	
-10	Normal Voltage	0.0202	
-20	Normal Voltage	0.0053	
-30	Normal Voltage	0.0181	
20	Maximum Voltage	0.0027	
20	Normal Voltage	0.0000	
20	Battery End Point	0.0138	

Note:

1. Normal Voltage = 3.8V. ；Battery End Point (BEP) =3.6V.；Maximum Voltage =4.1V
2. The frequency fundamental emissions stay within the authorized frequency block based on the frequency deviation measured is small.

Test Conditions	Middle Channel	WCDMA Band IV (RMC 12.2Kbps)	Limit Note 2.
Temperature (°C)	Voltage (Volt)	Deviation (ppm)	Result
50	Normal Voltage	0.0069	PASS
40	Normal Voltage	0.0052	
30	Normal Voltage	0.0190	
20(Ref.)	Normal Voltage	0.0000	
10	Normal Voltage	0.0196	
0	Normal Voltage	0.0150	
-10	Normal Voltage	0.0029	
-20	Normal Voltage	0.0040	
-30	Normal Voltage	0.0202	
20	Maximum Voltage	0.0029	
20	Normal Voltage	0.0000	
20	Battery End Point	0.0167	

Note:

1. Normal Voltage = 3.8V. ；Battery End Point (BEP) =3.6V.；Maximum Voltage =4.1V
2. The frequency fundamental emissions stay within the authorized frequency block based on the frequency deviation measured is small.

Appendix B. Test Results of Conducted Test

Radiated Spurious Emission

GSM850 (GSM)								
Channel	Frequency (MHz)	ERP (dBm)	Limit (dBm)	Over Limit (dB)	S.G. Power (dBm)	TX Cable loss (dB)	TX Antenna Gain (dBi)	Polarization (H/V)
Middle	1672	-58.76	-13	-45.76	-61.09	1.21	5.68	H
	2508	-53.29	-13	-40.29	-55.40	1.54	5.80	H
	3345	-59.91	-13	-46.91	-63.91	1.73	7.88	H
	1672	-60.11	-13	-47.11	-62.44	1.21	5.68	V
	2510	-50.10	-13	-37.10	-52.21	1.54	5.80	V
	3345	-59.96	-13	-46.96	-63.96	1.73	7.88	V

Remark: Spurious emissions within 30-1000MHz were found more than 20dB below limit line.

GSM850 (EDGE class 8)								
Channel	Frequency (MHz)	ERP (dBm)	Limit (dBm)	Over Limit (dB)	S.G. Power (dBm)	TX Cable loss (dB)	TX Antenna Gain (dBi)	Polarization (H/V)
Middle	1672	-61.25	-13	-48.25	-63.58	1.21	5.68	H
	2510	-61.17	-13	-48.17	-63.28	1.54	5.80	H
	3345	-59.60	-13	-46.60	-63.60	1.73	7.88	H
	1672	-63.56	-13	-50.56	-65.89	1.21	5.68	V
	2510	-60.45	-13	-47.45	-62.56	1.54	5.80	V
	3345	-60.12	-13	-47.12	-64.12	1.73	7.88	V

Remark: Spurious emissions within 30-1000MHz were found more than 20dB below limit line.

GSM1900 (GSM)								
Channel	Frequency (MHz)	EIRP (dBm)	Limit (dBm)	Over Limit (dB)	S.G. Power (dBm)	TX Cable loss (dB)	TX Antenna Gain (dBi)	Polarization (H/V)
Middle	3760	-58.41	-13	-45.41	-64.98	1.848	8.42	H
	5640	-43.48	-13	-30.48	-51.84	2.32	10.68	H
	7521	-55.11	-13	-42.11	-64.44	2.61	11.94	H
	3759	-55.55	-13	-42.55	-62.12	1.85	8.42	V
	5640	-45.64	-13	-32.64	-54.00	2.32	10.68	V
	7521	-53.48	-13	-40.48	-62.81	2.61	11.94	V

Remark: Spurious emissions within 30-1000MHz were found more than 20dB below limit line.

GSM1900 (EDGE class 8)								
Channel	Frequency (MHz)	EIRP (dBm)	Limit (dBm)	Over Limit (dB)	S.G. Power (dBm)	TX Cable loss (dB)	TX Antenna Gain (dBi)	Polarization (H/V)
Middle	3760	-59.21	-13	-46.21	-65.78	1.848	8.42	H
	5640	-48.31	-13	-35.31	-56.67	2.32	10.68	H
	7521	-55.19	-13	-42.19	-64.52	2.61	11.94	H
	3760	-58.87	-13	-45.87	-65.44	1.85	8.42	V
	5640	-53.51	-13	-40.51	-61.87	2.32	10.68	V
	7521	-55.74	-13	-42.74	-65.07	2.61	11.94	V

Remark: Spurious emissions within 30-1000MHz were found more than 20dB below limit line.

WCDMA Band V(RMC 12.2Kbps)								
Channel	Frequency (MHz)	ERP (dBm)	Limit (dBm)	Over Limit (dB)	S.G. Power (dBm)	TX Cable loss (dB)	TX Antenna Gain (dBi)	Polarization (H/V)
Middle	1672	-64.68	-13	-51.68	-67.01	1.21	5.68	H
	2510	-61.93	-13	-48.93	-64.04	1.54	5.80	H
	3345	-59.72	-13	-46.72	-63.72	1.73	7.88	H
	1672	-65.06	-13	-52.06	-67.39	1.21	5.68	V
	2510	-60.40	-13	-47.40	-62.51	1.54	5.80	V
	3345	-59.88	-13	-46.88	-63.88	1.73	7.88	V

Remark: Spurious emissions within 30-1000MHz were found more than 20dB below limit line.

WCDMA Band II(RMC 12.2Kbps)								
Channel	Frequency (MHz)	EIRP (dBm)	Limit (dBm)	Over Limit (dB)	S.G. Power (dBm)	TX Cable loss (dB)	TX Antenna Gain (dBi)	Polarization (H/V)
Middle	3760	-58.60	-13	-45.60	-65.17	1.848	8.42	H
	5637	-49.31	-13	-36.31	-57.67	2.32	10.68	H
	7521	-55.22	-13	-42.22	-64.55	2.61	11.94	H
	3760	-58.46	-13	-45.46	-65.03	1.85	8.42	V
	5643	-51.00	-13	-38.00	-59.36	2.32	10.68	V
	7521	-55.30	-13	-42.30	-64.63	2.61	11.94	V

Remark: Spurious emissions within 30-1000MHz were found more than 20dB below limit line.

WCDMA Band IV(RMC 12.2Kbps)								
Channel	Frequency (MHz)	EIRP (dBm)	Limit (dBm)	Over Limit (dB)	S.G. Power (dBm)	TX Cable loss (dB)	TX Antenna Gain (dBi)	Polarization (H/V)
Middle	3465	-59.80	-13	-46.80	-66.12	1.81	8.13	H
	5199	-55.23	-13	-42.23	-63.21	2.222	10.20	H
	6930	-53.64	-13	-40.64	-62.46	2.54	11.36	H
	3465	-60.00	-13	-47.00	-66.32	1.81	8.13	V
	5198	-56.93	-13	-43.93	-64.91	2.222	10.20	V
	6930	-54.70	-13	-41.70	-63.52	2.54	11.36	V

Remark: Spurious emissions within 30-1000MHz were found more than 20dB below limit line.