WCDMA Band IV (RMC 12.2Kbps)

Lowest Channel

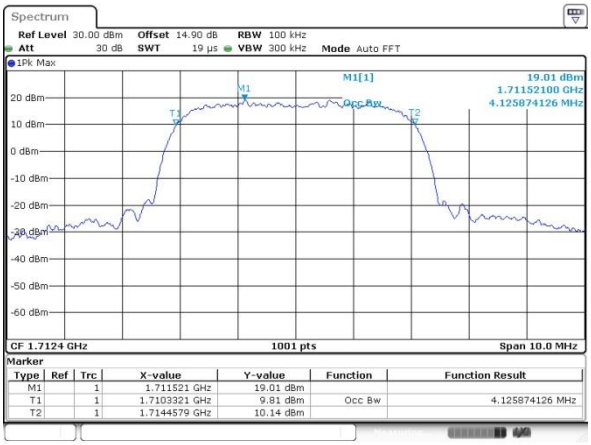

Middle Channel

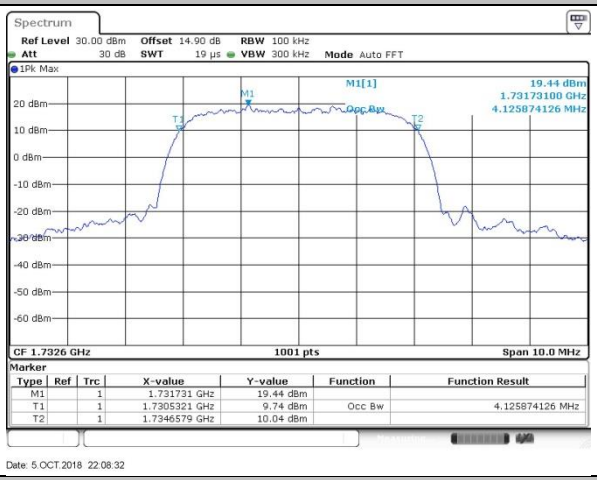

Highest Channel

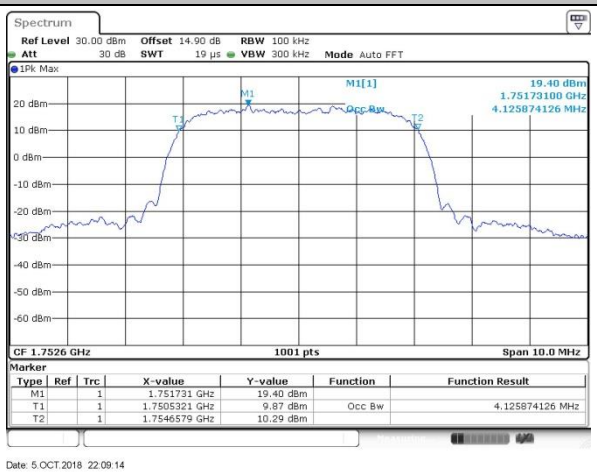

CDMA2000 BC0 (1xRTT)	CDMA2000 BC1(1xRTT)
Lowest Channel	**Lowest Channel**
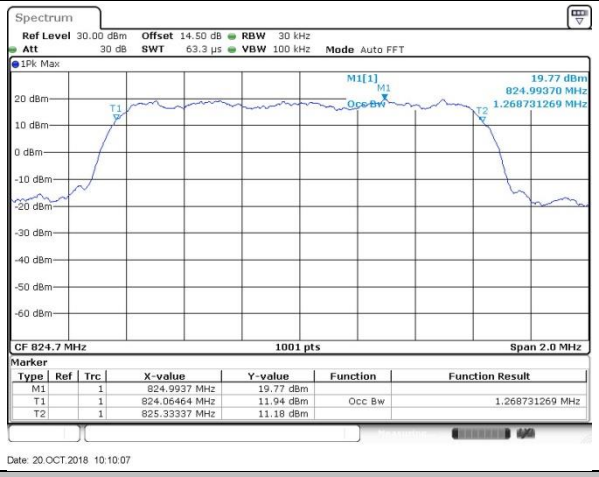	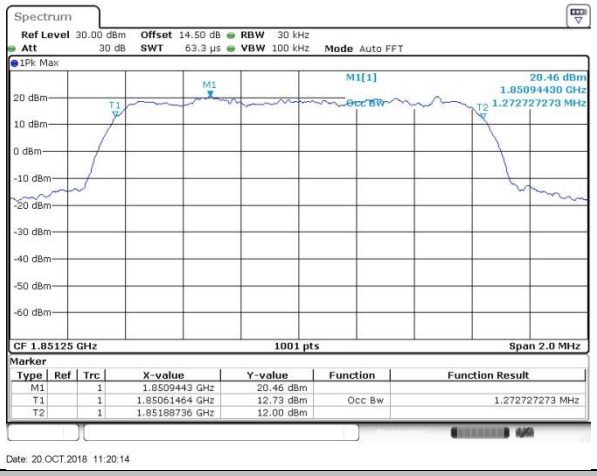
Middle Channel	**Middle Channel**
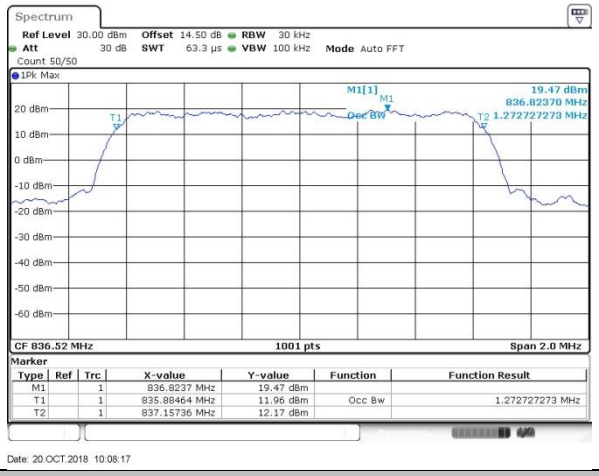	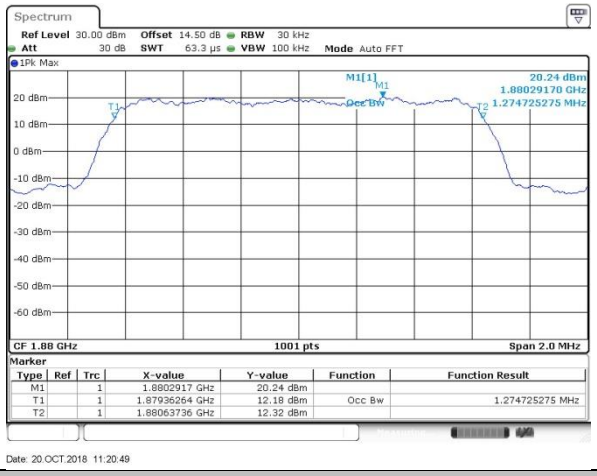
Highest Channel	**Highest Channel**
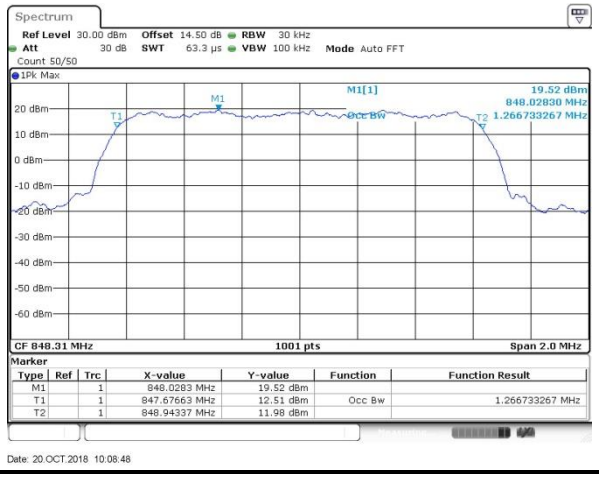	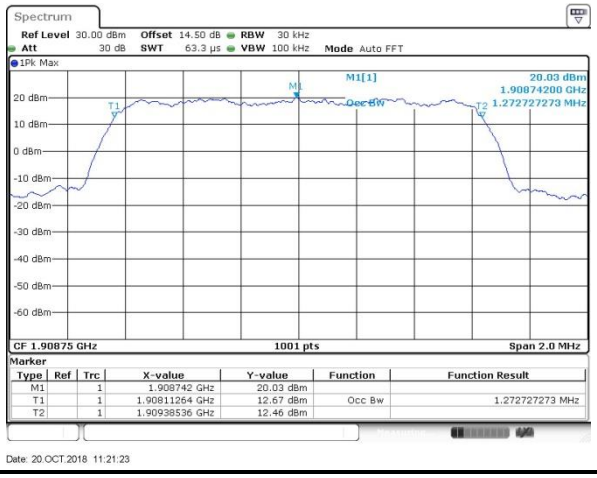

Conducted Band Edge

GSM850 (GSM)

Lowest Band Edge

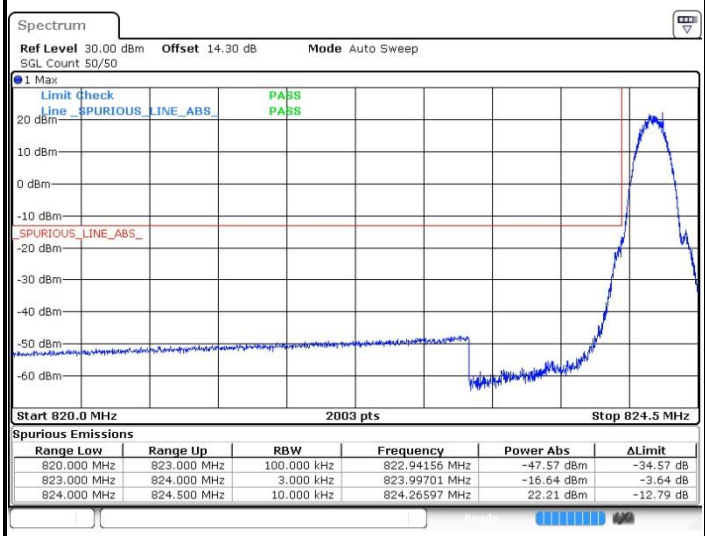

Spurious Emissions

Range Low	Range Up	RBW	Frequency	Power Abs	ΔLimit
820.000 MHz	823.000 MHz	100.000 kHz	822.94156 MHz	-47.57 dBm	-34.57 dB
823.000 MHz	824.000 MHz	3.000 kHz	823.99701 MHz	-16.64 dBm	-3.64 dB
824.000 MHz	824.500 MHz	10.000 kHz	824.26597 MHz	22.21 dBm	-12.79 dB

Date: 5.OCT.2018 20:44:50

Highest Band Edge

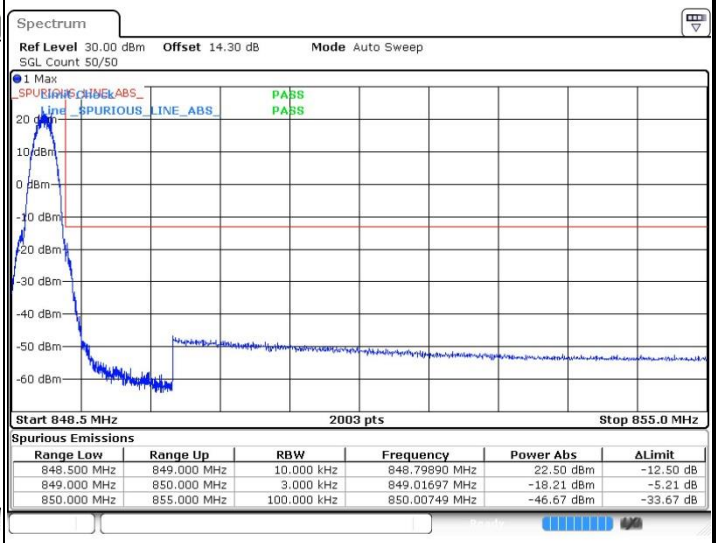

Spurious Emissions

Range Low	Range Up	RBW	Frequency	Power Abs	ΔLimit
848.500 MHz	849.000 MHz	10.000 kHz	848.79890 MHz	22.50 dBm	-12.50 dB
849.000 MHz	850.000 MHz	3.000 kHz	849.01697 MHz	-18.21 dBm	-5.21 dB
850.000 MHz	855.000 MHz	100.000 kHz	850.00749 MHz	-46.67 dBm	-33.67 dB

Date: 5.OCT.2018 20:46:26

GSM850 (EDGE class 8)

Lowest Band Edge

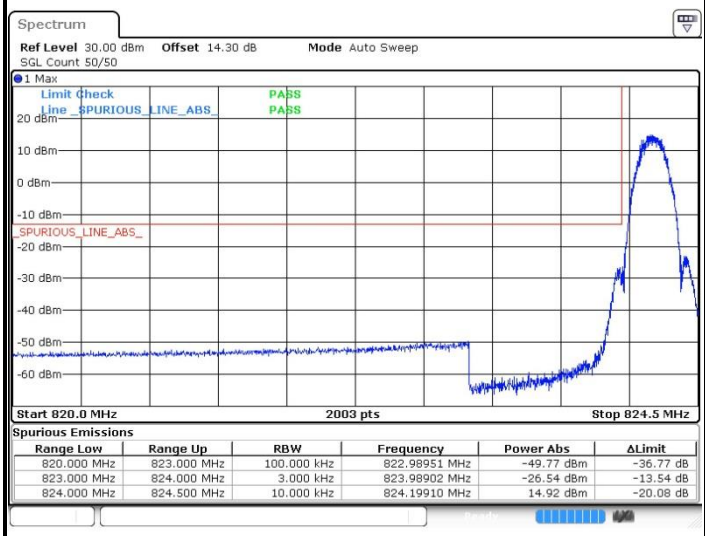

Spurious Emissions

Range Low	Range Up	RBW	Frequency	Power Abs	ΔLimit
820.000 MHz	823.000 MHz	100.000 kHz	822.98951 MHz	-49.77 dBm	-36.77 dB
823.000 MHz	824.000 MHz	3.000 kHz	823.98902 MHz	-26.54 dBm	-13.54 dB
824.000 MHz	824.500 MHz	10.000 kHz	824.19910 MHz	14.92 dBm	-20.08 dB

Date: 5.OCT.2018 21:05:31

Highest Band Edge

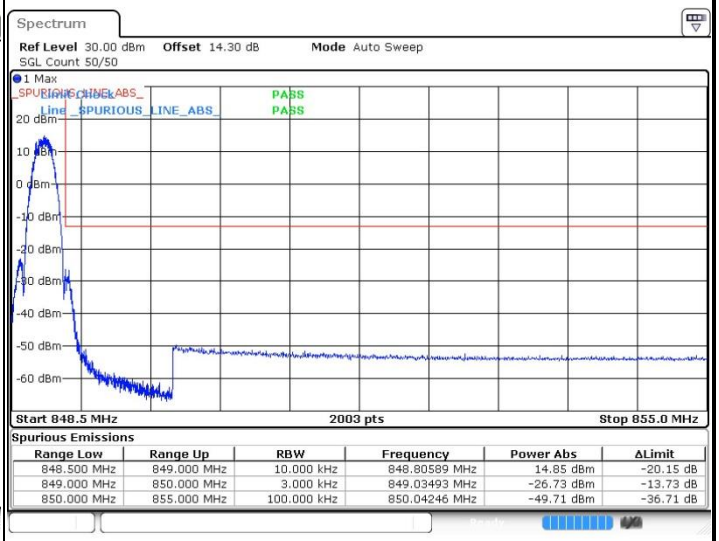

Spurious Emissions

Range Low	Range Up	RBW	Frequency	Power Abs	ΔLimit
848.500 MHz	849.000 MHz	10.000 kHz	848.80589 MHz	14.85 dBm	-20.15 dB
849.000 MHz	850.000 MHz	3.000 kHz	849.03493 MHz	-26.73 dBm	-13.73 dB
850.000 MHz	855.000 MHz	100.000 kHz	850.04246 MHz	-49.71 dBm	-36.71 dB

Date: 5.OCT.2018 21:07:37

GSM1900 (GSM)

Lowest Band Edge

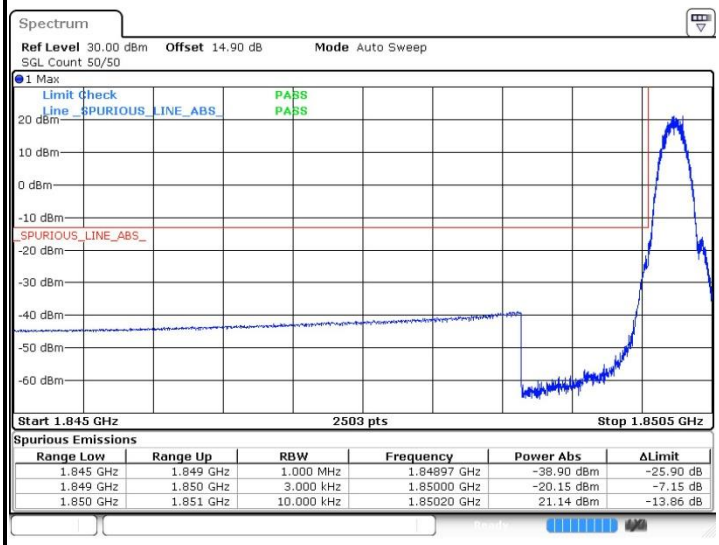

Spurious Emissions

Range Low	Range Up	RBW	Frequency	Power Abs	ΔLimit
1.845 GHz	1.849 GHz	1.000 MHz	1.84897 GHz	-38.90 dBm	-25.90 dB
1.849 GHz	1.850 GHz	3.000 kHz	1.85000 GHz	-20.15 dBm	-7.15 dB
1.850 GHz	1.851 GHz	10.000 kHz	1.85020 GHz	21.14 dBm	-13.86 dB

Date: 5.OCT.2018 21:25:36

Highest Band Edge

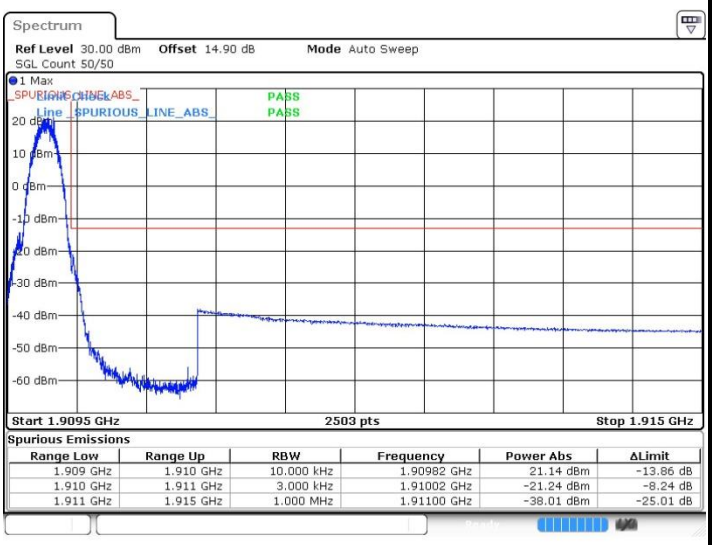

Spurious Emissions

Range Low	Range Up	RBW	Frequency	Power Abs	ΔLimit
1.909 GHz	1.910 GHz	10.000 kHz	1.90982 GHz	21.14 dBm	-13.86 dB
1.910 GHz	1.911 GHz	3.000 kHz	1.91002 GHz	-21.24 dBm	-8.24 dB
1.911 GHz	1.915 GHz	1.000 MHz	1.91100 GHz	-38.01 dBm	-25.01 dB

Date: 5.OCT.2018 21:27:09

GSM1900 (EDGE class 8)

Lowest Band Edge

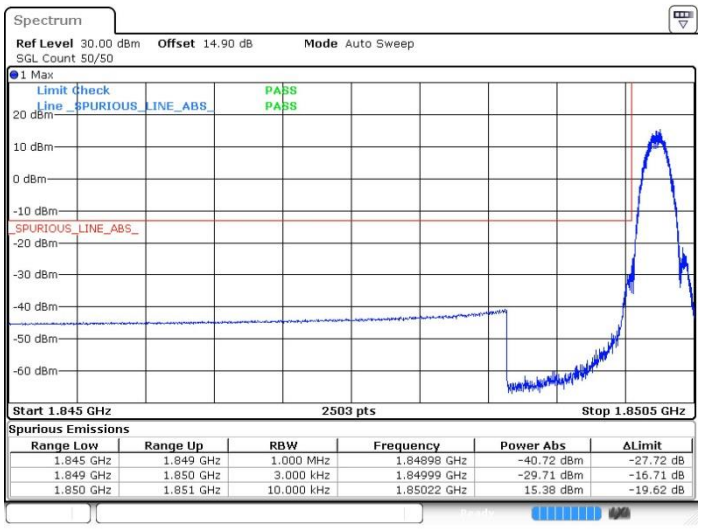

Spurious Emissions

Range Low	Range Up	RBW	Frequency	Power Abs	ΔLimit
1.845 GHz	1.849 GHz	1.000 MHz	1.84898 GHz	-40.72 dBm	-27.72 dB
1.849 GHz	1.850 GHz	3.000 kHz	1.84999 GHz	-29.71 dBm	-16.71 dB
1.850 GHz	1.851 GHz	10.000 kHz	1.85022 GHz	15.38 dBm	-19.62 dB

Date: 5.OCT.2018 22:54:32

Highest Band Edge

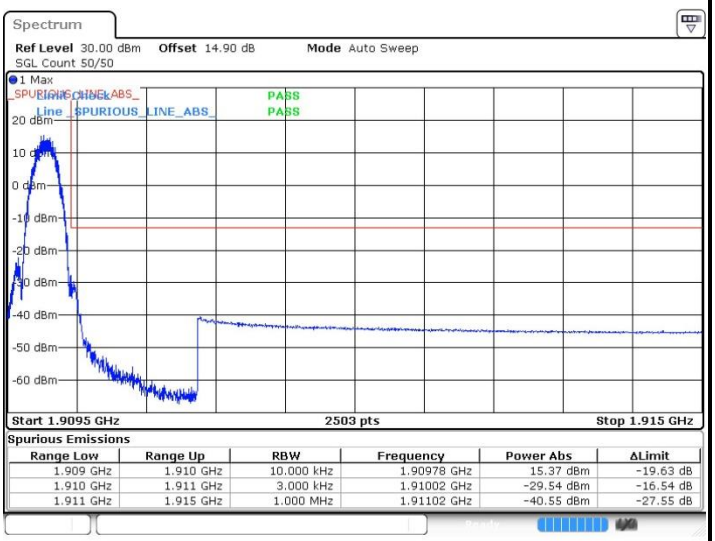

Spurious Emissions

Range Low	Range Up	RBW	Frequency	Power Abs	ΔLimit
1.909 GHz	1.910 GHz	10.000 kHz	1.90978 GHz	15.37 dBm	-19.63 dB
1.910 GHz	1.911 GHz	3.000 kHz	1.91002 GHz	-29.54 dBm	-16.54 dB
1.911 GHz	1.915 GHz	1.000 MHz	1.91102 GHz	-40.55 dBm	-27.55 dB

Date: 5.OCT.2018 22:56:10

WCDMA Band V (RMC 12.2Kbps)

Lowest Band Edge

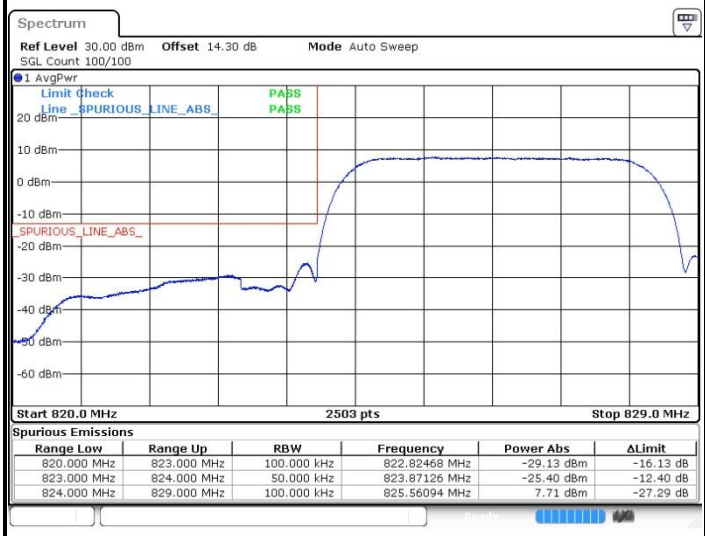

Spurious Emissions

Range Low	Range Up	RBW	Frequency	Power Abs	ΔLimit
820.000 MHz	823.000 MHz	100.000 kHz	822.82468 MHz	-29.13 dBm	-16.13 dB
823.000 MHz	824.000 MHz	50.000 kHz	823.87126 MHz	-25.40 dBm	-12.40 dB
824.000 MHz	829.000 MHz	100.000 kHz	825.56094 MHz	7.71 dBm	-27.29 dB

Date: 5.OCT.2018 22:33:54

Highest Band Edge

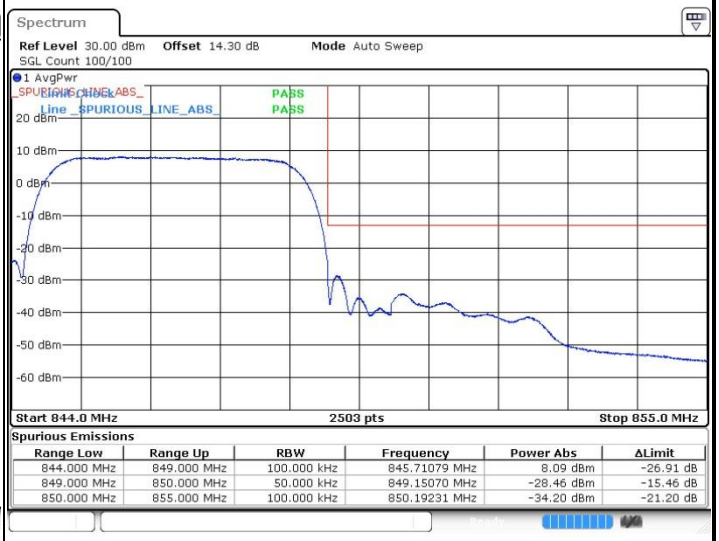

Spurious Emissions

Range Low	Range Up	RBW	Frequency	Power Abs	ΔLimit
844.000 MHz	849.000 MHz	100.000 kHz	845.71079 MHz	8.09 dBm	-26.91 dB
849.000 MHz	850.000 MHz	50.000 kHz	849.15070 MHz	-28.46 dBm	-15.46 dB
850.000 MHz	855.000 MHz	100.000 kHz	850.19231 MHz	-34.20 dBm	-21.20 dB

Date: 5.OCT.2018 22:37:02

WCDMA Band II (RMC 12.2Kbps)

Lowest Band Edge

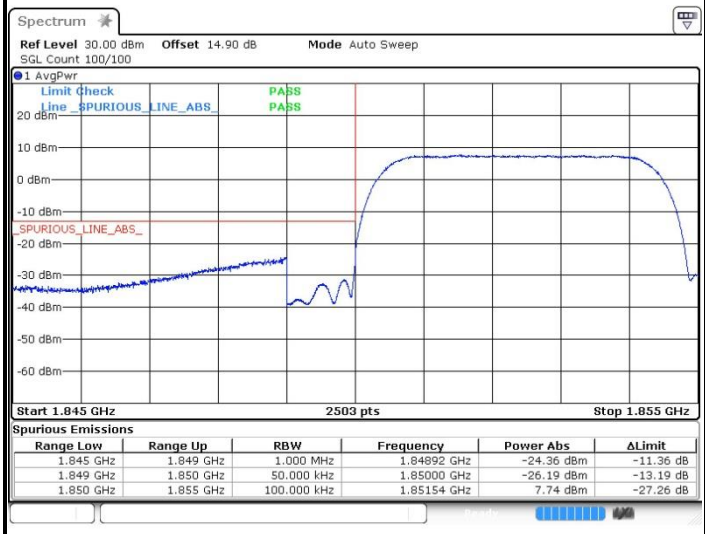

Spurious Emissions

Range Low	Range Up	RBW	Frequency	Power Abs	ΔLimit
1.845 GHz	1.849 GHz	1.000 MHz	1.84892 GHz	-24.36 dBm	-11.36 dB
1.849 GHz	1.850 GHz	50.000 kHz	1.85000 GHz	-26.19 dBm	-13.19 dB
1.850 GHz	1.855 GHz	100.000 kHz	1.85154 GHz	7.74 dBm	-27.26 dB

Date: 5.OCT.2018 21:51:49

Highest Band Edge

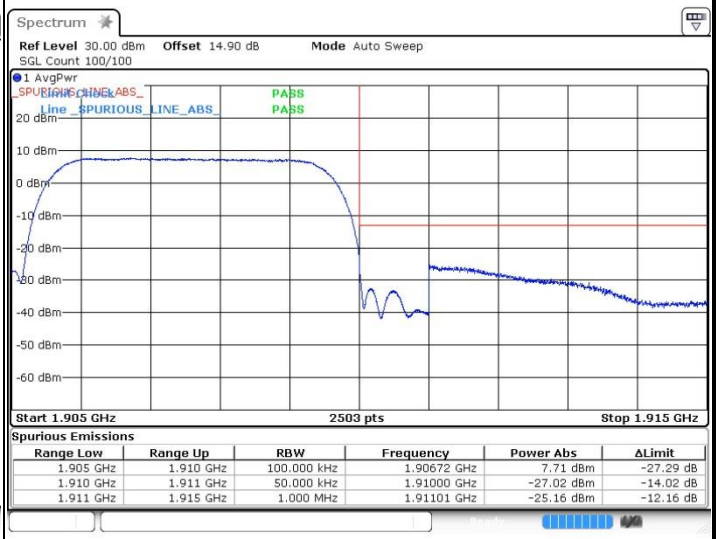

Spurious Emissions

Range Low	Range Up	RBW	Frequency	Power Abs	ΔLimit
1.905 GHz	1.910 GHz	100.000 kHz	1.90672 GHz	7.71 dBm	-27.29 dB
1.910 GHz	1.911 GHz	50.000 kHz	1.91000 GHz	-27.02 dBm	-14.02 dB
1.911 GHz	1.915 GHz	1.000 MHz	1.91101 GHz	-25.16 dBm	-12.16 dB

Date: 5.OCT.2018 21:54:40

WCDMA Band IV (RMC 12.2Kbps)	
Lowest Band Edge	**Highest Band Edge**

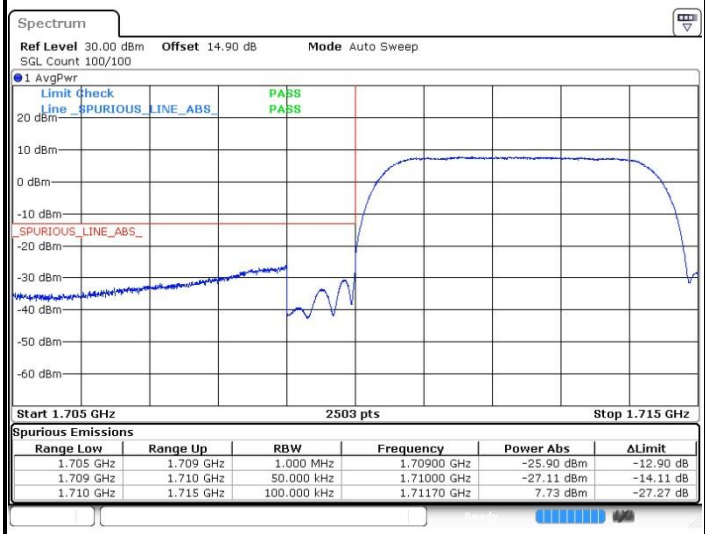

Spurious Emissions

Range Low	Range Up	RBW	Frequency	Power Abs	ΔLimit
1.705 GHz	1.709 GHz	1.000 MHz	1.70900 GHz	-25.90 dBm	-12.90 dB
1.709 GHz	1.710 GHz	50.000 kHz	1.71000 GHz	-27.11 dBm	-14.11 dB
1.710 GHz	1.715 GHz	100.000 kHz	1.71170 GHz	7.73 dBm	-27.27 dB

Date: 5.OCT.2018 22:12:17

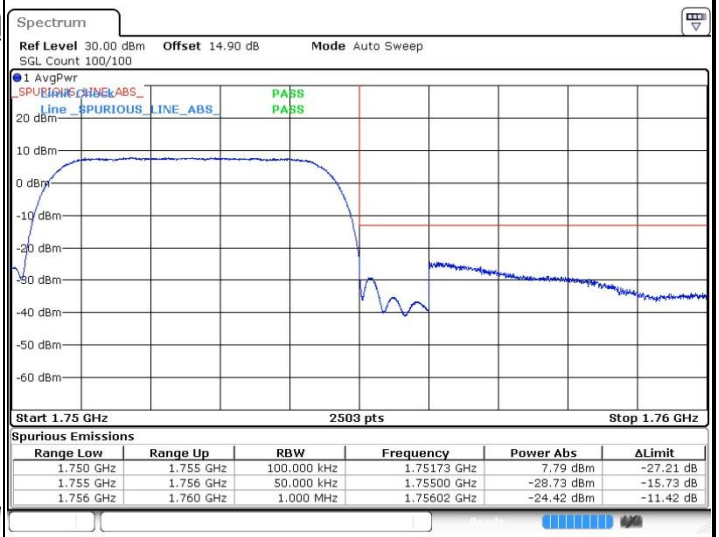

Spurious Emissions

Range Low	Range Up	RBW	Frequency	Power Abs	ΔLimit
1.750 GHz	1.755 GHz	100.000 kHz	1.75173 GHz	7.79 dBm	-27.21 dB
1.755 GHz	1.756 GHz	50.000 kHz	1.75500 GHz	-28.73 dBm	-15.73 dB
1.756 GHz	1.760 GHz	1.000 MHz	1.75602 GHz	-24.42 dBm	-11.42 dB

Date: 5.OCT.2018 22:15:08

CDMA2000 BC0 (1xRTT)

Lowest Band Edge

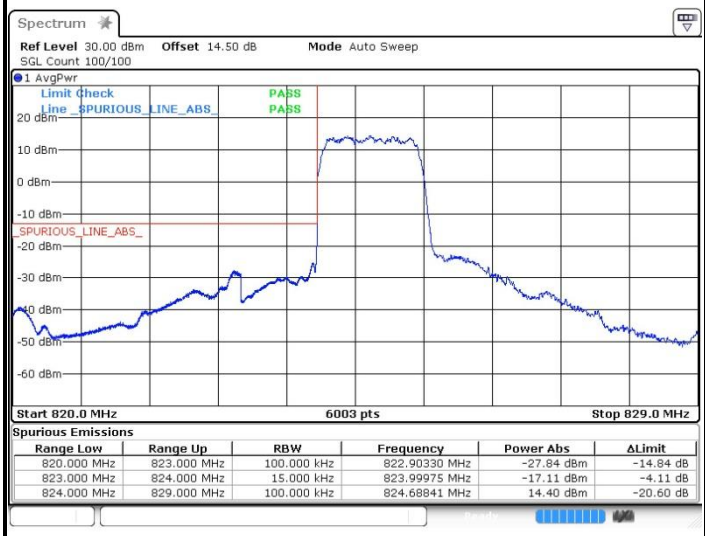

Spurious Emissions

Range Low	Range Up	RBW	Frequency	Power Abs	ΔLimit
820.000 MHz	823.000 MHz	100.000 kHz	822.90330 MHz	-27.84 dBm	-14.84 dB
823.000 MHz	824.000 MHz	15.000 kHz	823.99975 MHz	-17.11 dBm	-4.11 dB
824.000 MHz	829.000 MHz	100.000 kHz	824.68841 MHz	14.40 dBm	-20.60 dB

Date: 20.OCT.2018 09:47:27

Highest Band Edge

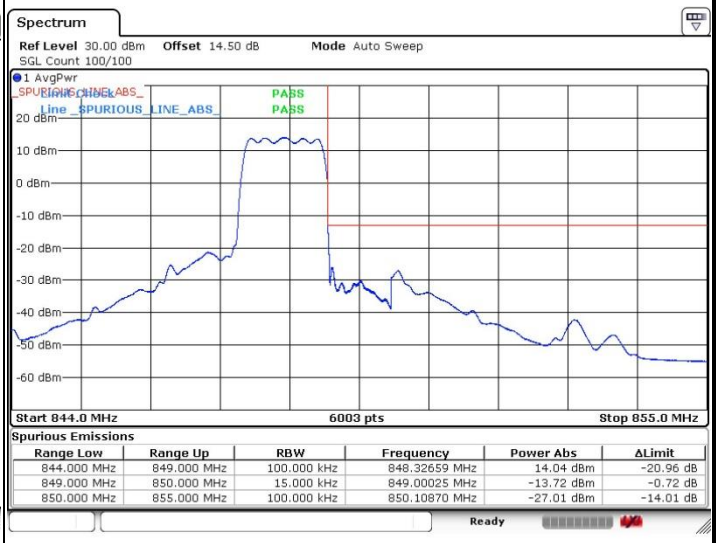

Spurious Emissions

Range Low	Range Up	RBW	Frequency	Power Abs	ΔLimit
844.000 MHz	849.000 MHz	100.000 kHz	848.32659 MHz	14.04 dBm	-20.96 dB
849.000 MHz	850.000 MHz	15.000 kHz	849.00025 MHz	-13.72 dBm	-0.72 dB
850.000 MHz	855.000 MHz	100.000 kHz	850.10870 MHz	-27.01 dBm	-14.01 dB

Date: 20.OCT.2018 10:00:04

CDMA2000 BC1 (1xRTT)

Lowest Band Edge

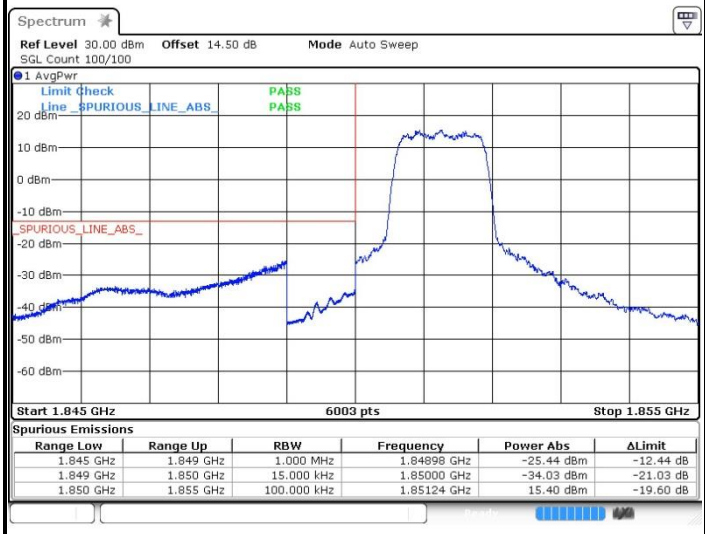

Spurious Emissions

Range Low	Range Up	RBW	Frequency	Power Abs	ΔLimit
1.845 GHz	1.849 GHz	1.000 MHz	1.84898 GHz	-25.44 dBm	-12.44 dB
1.849 GHz	1.850 GHz	15.000 kHz	1.85000 GHz	-34.03 dBm	-21.03 dB
1.850 GHz	1.855 GHz	100.000 kHz	1.85124 GHz	15.40 dBm	-19.60 dB

Date: 20.OCT.2018 11:27:01

Highest Band Edge

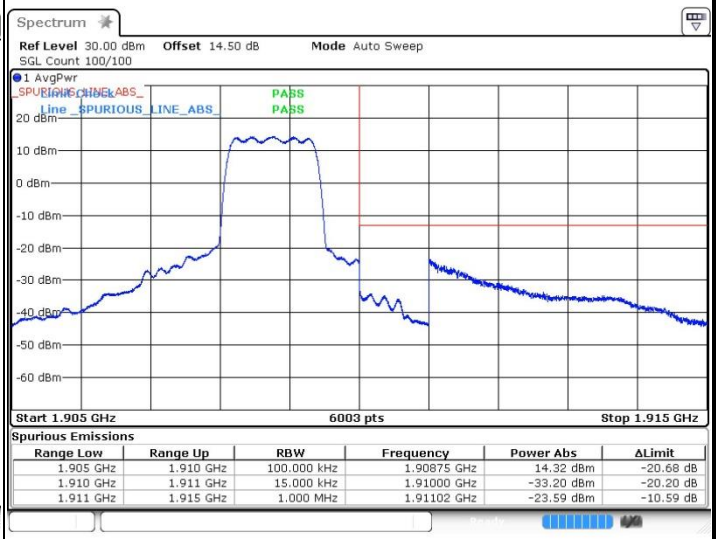

Spurious Emissions

Range Low	Range Up	RBW	Frequency	Power Abs	ΔLimit
1.905 GHz	1.910 GHz	100.000 kHz	1.90875 GHz	14.32 dBm	-20.68 dB
1.910 GHz	1.911 GHz	15.000 kHz	1.91000 GHz	-33.20 dBm	-20.20 dB
1.911 GHz	1.915 GHz	1.000 MHz	1.91102 GHz	-23.59 dBm	-10.59 dB

Date: 20.OCT.2018 11:29:49

Conducted Spurious Emission

GSM850 (GSM)

Lowest Channel

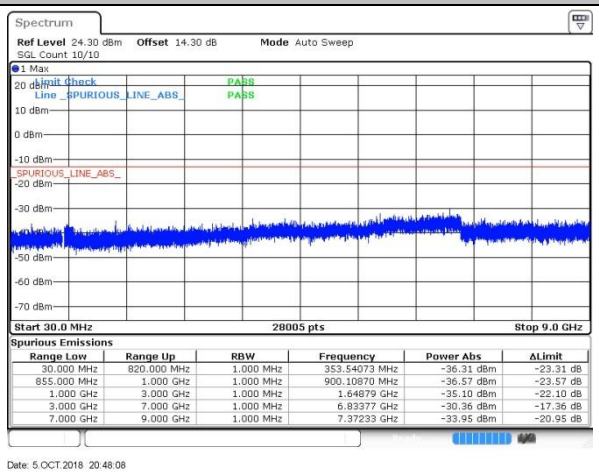

Spurious Emissions

Range Low	Range Up	RBW	Frequency	Power Abs	ΔLimit
30.000 MHz	820.000 MHz	1.000 MHz	353.54073 MHz	-36.31 dBm	-23.31 dB
855.000 MHz	1.000 GHz	1.000 MHz	900.10870 MHz	-36.57 dBm	-23.57 dB
1.000 GHz	3.000 GHz	1.000 MHz	1.64879 GHz	-35.10 dBm	-22.10 dB
3.000 GHz	7.000 GHz	1.000 MHz	6.83377 GHz	-30.36 dBm	-17.36 dB
7.000 GHz	9.000 GHz	1.000 MHz	7.37233 GHz	-33.95 dBm	-20.95 dB

Date: 5.OCT.2018 20:48:08

Middle Channel

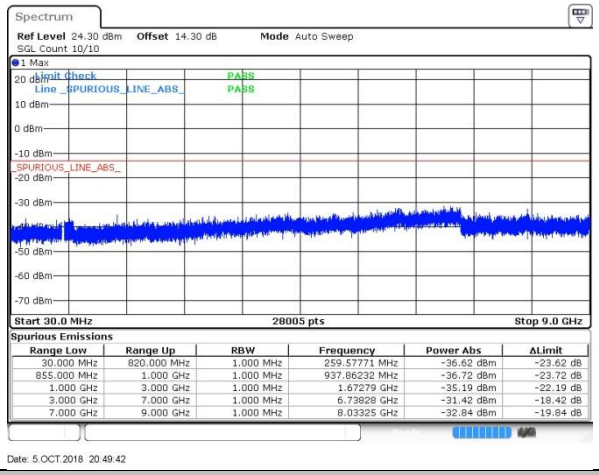

Spurious Emissions

Range Low	Range Up	RBW	Frequency	Power Abs	ΔLimit
30.000 MHz	820.000 MHz	1.000 MHz	259.57771 MHz	-36.62 dBm	-23.62 dB
855.000 MHz	1.000 GHz	1.000 MHz	937.86232 MHz	-36.72 dBm	-23.72 dB
1.000 GHz	3.000 GHz	1.000 MHz	1.67279 GHz	-35.19 dBm	-22.19 dB
3.000 GHz	7.000 GHz	1.000 MHz	6.73828 GHz	-31.42 dBm	-18.42 dB
7.000 GHz	9.000 GHz	1.000 MHz	8.03325 GHz	-32.84 dBm	-19.84 dB

Date: 5.OCT.2018 20:49:42

Highest Channel

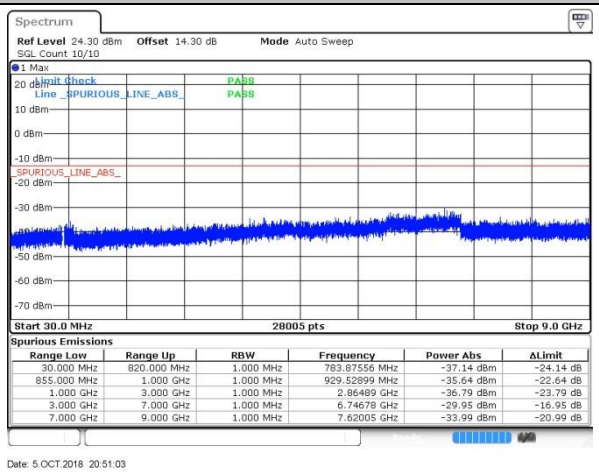

Spurious Emissions

Range Low	Range Up	RBW	Frequency	Power Abs	ΔLimit
30.000 MHz	820.000 MHz	1.000 MHz	783.87556 MHz	-37.14 dBm	-24.14 dB
855.000 MHz	1.000 GHz	1.000 MHz	929.52899 MHz	-35.64 dBm	-22.64 dB
1.000 GHz	3.000 GHz	1.000 MHz	2.86489 GHz	-36.79 dBm	-23.79 dB
3.000 GHz	7.000 GHz	1.000 MHz	6.74678 GHz	-29.95 dBm	-16.95 dB
7.000 GHz	9.000 GHz	1.000 MHz	7.62005 GHz	-33.99 dBm	-20.99 dB

Date: 5.OCT.2018 20:51:03

GSM850 (EDGE class 8)

Lowest Channel

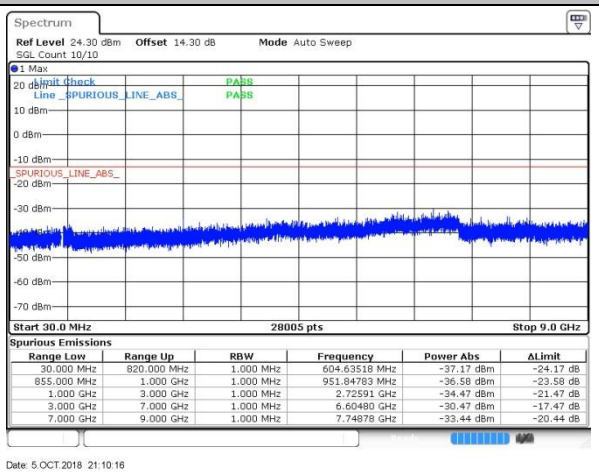

Spurious Emissions

Range Low	Range Up	RBW	Frequency	Power Abs	ΔLimit
30.000 MHz	820.000 MHz	1.000 MHz	604.63518 MHz	-37.17 dBm	-24.17 dB
855.000 MHz	1.000 GHz	1.000 MHz	951.84783 MHz	-36.58 dBm	-23.58 dB
1.000 GHz	3.000 GHz	1.000 MHz	2.72591 GHz	-34.47 dBm	-21.47 dB
3.000 GHz	7.000 GHz	1.000 MHz	6.60480 GHz	-30.47 dBm	-17.47 dB
7.000 GHz	9.000 GHz	1.000 MHz	7.74878 GHz	-33.44 dBm	-20.44 dB

Date: 5.OCT.2018 21:10:16

Middle Channel

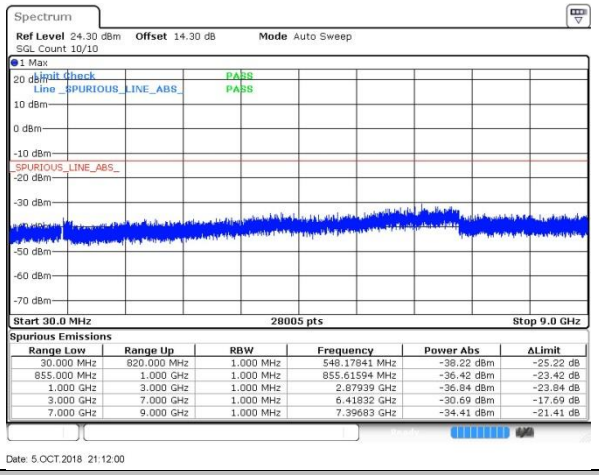

Spurious Emissions

Range Low	Range Up	RBW	Frequency	Power Abs	ΔLimit
30.000 MHz	820.000 MHz	1.000 MHz	548.17841 MHz	-38.22 dBm	-25.22 dB
855.000 MHz	1.000 GHz	1.000 MHz	855.61594 MHz	-36.42 dBm	-23.42 dB
1.000 GHz	3.000 GHz	1.000 MHz	2.87939 GHz	-36.84 dBm	-23.84 dB
3.000 GHz	7.000 GHz	1.000 MHz	6.41832 GHz	-30.69 dBm	-17.69 dB
7.000 GHz	9.000 GHz	1.000 MHz	7.39683 GHz	-34.41 dBm	-21.41 dB

Date: 5.OCT.2018 21:12:00

Highest Channel

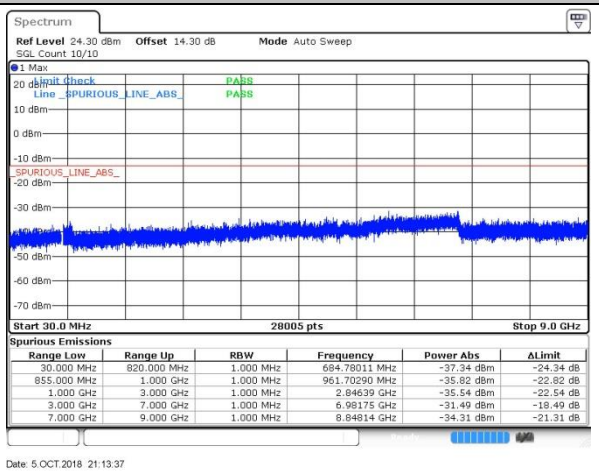

Spurious Emissions

Range Low	Range Up	RBW	Frequency	Power Abs	ΔLimit
30.000 MHz	820.000 MHz	1.000 MHz	684.78011 MHz	-37.34 dBm	-24.34 dB
855.000 MHz	1.000 GHz	1.000 MHz	961.70290 MHz	-35.82 dBm	-22.82 dB
1.000 GHz	3.000 GHz	1.000 MHz	2.84639 GHz	-35.54 dBm	-22.54 dB
3.000 GHz	7.000 GHz	1.000 MHz	6.98175 GHz	-31.49 dBm	-18.49 dB
7.000 GHz	9.000 GHz	1.000 MHz	8.84814 GHz	-34.31 dBm	-21.31 dB

Date: 5.OCT.2018 21:13:37

GSM1900 (GSM)

Lowest Channel

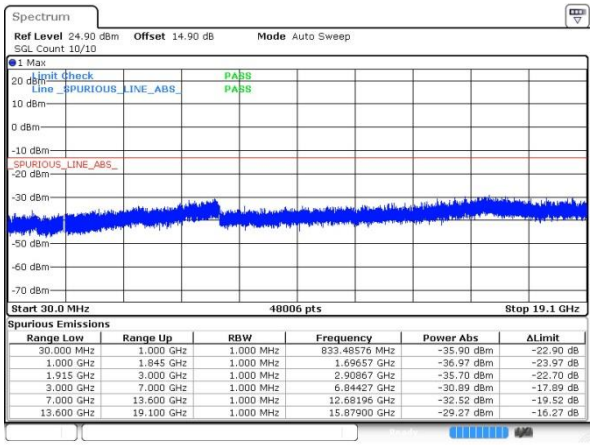

Spurious Emissions

Range Low	Range Up	RBW	Frequency	Power Abs	ΔLimit
30.000 MHz	1.000 GHz	1.000 MHz	833.48576 MHz	-35.90 dBm	-22.90 dB
1.000 GHz	1.845 GHz	1.000 MHz	1.69657 GHz	-36.97 dBm	-23.97 dB
1.915 GHz	3.000 GHz	1.000 MHz	2.90867 GHz	-35.70 dBm	-22.70 dB
3.000 GHz	7.000 GHz	1.000 MHz	6.84427 GHz	-30.89 dBm	-17.89 dB
7.000 GHz	13.600 GHz	1.000 MHz	12.68196 GHz	-32.52 dBm	-19.52 dB
13.600 GHz	19.100 GHz	1.000 MHz	15.87900 GHz	-29.27 dBm	-16.27 dB

Date: 5.OCT.2018 21:28:34

Middle Channel

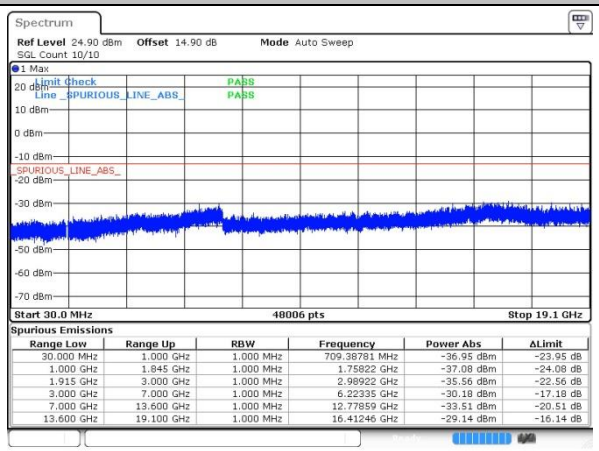

Spurious Emissions

Range Low	Range Up	RBW	Frequency	Power Abs	ΔLimit
30.000 MHz	1.000 GHz	1.000 MHz	709.38781 MHz	-36.95 dBm	-23.95 dB
1.000 GHz	1.845 GHz	1.000 MHz	1.75822 GHz	-37.08 dBm	-24.08 dB
1.915 GHz	3.000 GHz	1.000 MHz	2.98922 GHz	-35.56 dBm	-22.56 dB
3.000 GHz	7.000 GHz	1.000 MHz	6.22335 GHz	-30.18 dBm	-17.18 dB
7.000 GHz	13.600 GHz	1.000 MHz	12.77859 GHz	-33.51 dBm	-20.51 dB
13.600 GHz	19.100 GHz	1.000 MHz	16.41246 GHz	-29.14 dBm	-16.14 dB

Date: 5.OCT.2018 21:29:55

Highest Channel

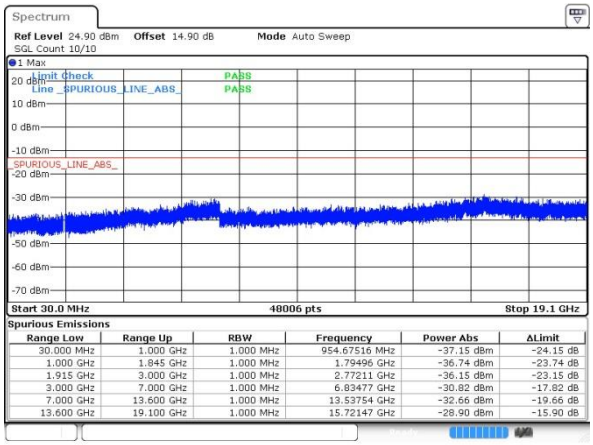

Spurious Emissions

Range Low	Range Up	RBW	Frequency	Power Abs	ΔLimit
30.000 MHz	1.000 GHz	1.000 MHz	954.67516 MHz	-37.15 dBm	-24.15 dB
1.000 GHz	1.845 GHz	1.000 MHz	1.79496 GHz	-36.74 dBm	-23.74 dB
1.915 GHz	3.000 GHz	1.000 MHz	2.77211 GHz	-36.15 dBm	-23.15 dB
3.000 GHz	7.000 GHz	1.000 MHz	6.83477 GHz	-30.82 dBm	-17.82 dB
7.000 GHz	13.600 GHz	1.000 MHz	13.53754 GHz	-32.66 dBm	-19.66 dB
13.600 GHz	19.100 GHz	1.000 MHz	15.72147 GHz	-28.90 dBm	-15.90 dB

Date: 5.OCT.2018 21:31:15

GSM1900 (EDGE class 8)

Lowest Channel

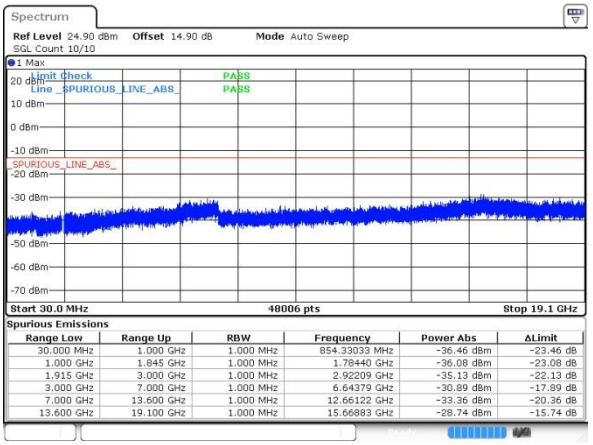

Spurious Emissions

Range Low	Range Up	RBW	Frequency	Power Abs	ΔLimit
30.000 MHz	1.000 GHz	1.000 MHz	854.33033 MHz	-36.46 dBm	-23.46 dB
1.000 GHz	1.845 GHz	1.000 MHz	1.78440 GHz	-36.08 dBm	-23.08 dB
1.915 GHz	3.000 GHz	1.000 MHz	2.92209 GHz	-35.13 dBm	-22.13 dB
3.000 GHz	7.000 GHz	1.000 MHz	6.64379 GHz	-30.89 dBm	-17.89 dB
7.000 GHz	13.600 GHz	1.000 MHz	12.66122 GHz	-33.36 dBm	-20.36 dB
13.600 GHz	19.100 GHz	1.000 MHz	15.66883 GHz	-28.74 dBm	-15.74 dB

Date: 5.OCT.2018 22:58:09

Middle Channel

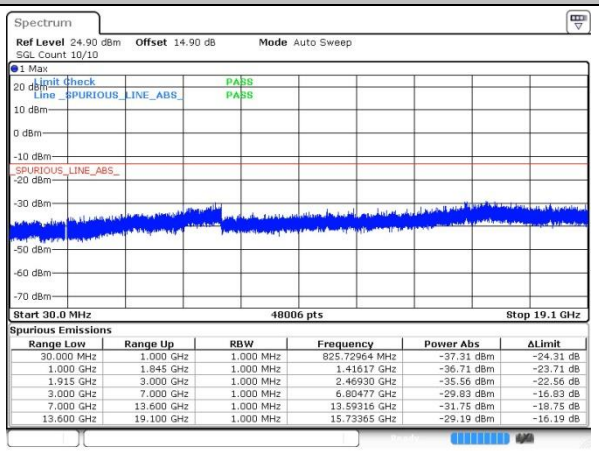

Spurious Emissions

Range Low	Range Up	RBW	Frequency	Power Abs	ΔLimit
30.000 MHz	1.000 GHz	1.000 MHz	825.72964 MHz	-37.31 dBm	-24.31 dB
1.000 GHz	1.845 GHz	1.000 MHz	1.41617 GHz	-36.71 dBm	-23.71 dB
1.915 GHz	3.000 GHz	1.000 MHz	2.46930 GHz	-35.56 dBm	-22.56 dB
3.000 GHz	7.000 GHz	1.000 MHz	6.80477 GHz	-29.83 dBm	-16.83 dB
7.000 GHz	13.600 GHz	1.000 MHz	13.59316 GHz	-31.75 dBm	-18.75 dB
13.600 GHz	19.100 GHz	1.000 MHz	15.73365 GHz	-29.19 dBm	-16.19 dB

Date: 5.OCT.2018 22:59:32

Highest Channel

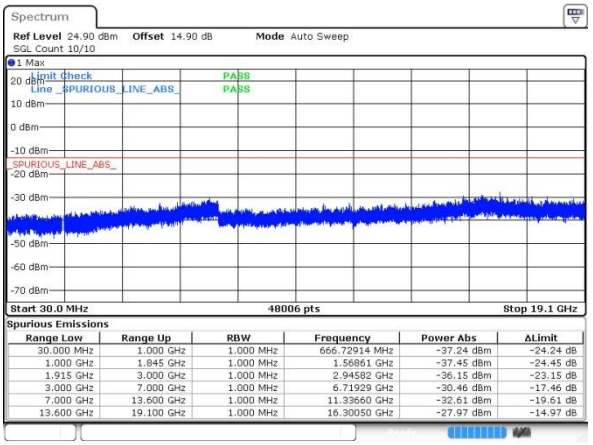

Spurious Emissions

Range Low	Range Up	RBW	Frequency	Power Abs	ΔLimit
30.000 MHz	1.000 GHz	1.000 MHz	666.72914 MHz	-37.24 dBm	-24.24 dB
1.000 GHz	1.845 GHz	1.000 MHz	1.56861 GHz	-37.45 dBm	-24.45 dB
1.915 GHz	3.000 GHz	1.000 MHz	2.94582 GHz	-36.15 dBm	-23.15 dB
3.000 GHz	7.000 GHz	1.000 MHz	6.71929 GHz	-30.46 dBm	-17.46 dB
7.000 GHz	13.600 GHz	1.000 MHz	11.33660 GHz	-32.61 dBm	-19.61 dB
13.600 GHz	19.100 GHz	1.000 MHz	16.30050 GHz	-27.97 dBm	-14.97 dB

Date: 5.OCT.2018 23:01:14

WCDMA Band V (RMC 12.2Kbps)

Lowest Channel

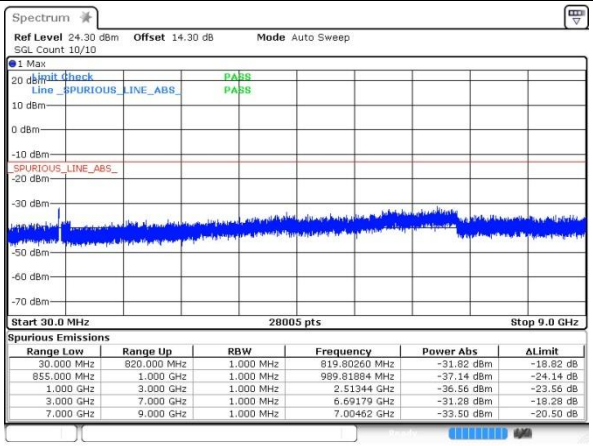

Spurious Emissions

Range Low	Range Up	RBW	Frequency	Power Abs	ΔLimit
30.000 MHz	820.000 MHz	1.000 MHz	819.80260 MHz	-31.82 dBm	-18.82 dB
855.000 MHz	1.000 GHz	1.000 MHz	989.81884 MHz	-37.14 dBm	-24.14 dB
1.000 GHz	3.000 GHz	1.000 MHz	2.51344 GHz	-36.56 dBm	-23.56 dB
3.000 GHz	7.000 GHz	1.000 MHz	6.69179 GHz	-31.28 dBm	-18.28 dB
7.000 GHz	9.000 GHz	1.000 MHz	7.00462 GHz	-33.50 dBm	-20.50 dB

Date: 5.OCT.2018 22:38:30

Middle Channel

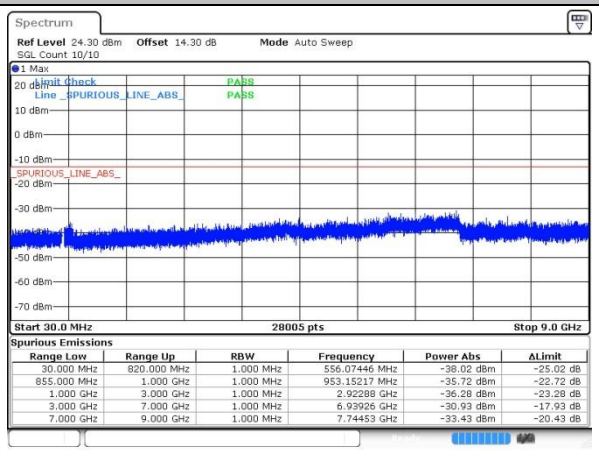

Spurious Emissions

Range Low	Range Up	RBW	Frequency	Power Abs	ΔLimit
30.000 MHz	820.000 MHz	1.000 MHz	556.07446 MHz	-38.02 dBm	-25.02 dB
855.000 MHz	1.000 GHz	1.000 MHz	953.15217 MHz	-35.72 dBm	-22.72 dB
1.000 GHz	3.000 GHz	1.000 MHz	2.92288 GHz	-36.28 dBm	-23.28 dB
3.000 GHz	7.000 GHz	1.000 MHz	6.93926 GHz	-30.93 dBm	-17.93 dB
7.000 GHz	9.000 GHz	1.000 MHz	7.74453 GHz	-33.43 dBm	-20.43 dB

Date: 5.OCT.2018 22:40:06

Highest Channel

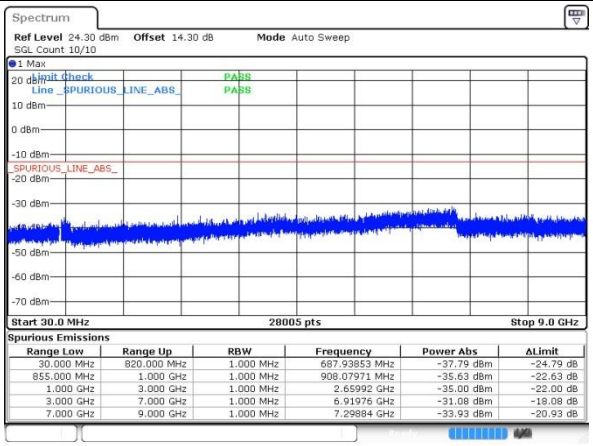

Spurious Emissions

Range Low	Range Up	RBW	Frequency	Power Abs	ΔLimit
30.000 MHz	820.000 MHz	1.000 MHz	687.93853 MHz	-37.79 dBm	-24.79 dB
855.000 MHz	1.000 GHz	1.000 MHz	908.07971 MHz	-35.63 dBm	-22.63 dB
1.000 GHz	3.000 GHz	1.000 MHz	2.65992 GHz	-35.00 dBm	-22.00 dB
3.000 GHz	7.000 GHz	1.000 MHz	6.91976 GHz	-31.08 dBm	-18.08 dB
7.000 GHz	9.000 GHz	1.000 MHz	7.29884 GHz	-33.93 dBm	-20.93 dB

Date: 5.OCT.2018 22:41:27

WCDMA Band II (RMC 12.2Kbps)

Lowest Channel

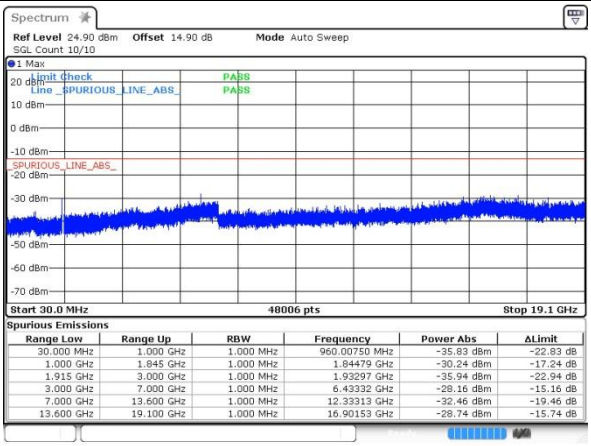

Spurious Emissions

Range Low	Range Up	RBW	Frequency	Power Abs	ΔLimit
30.000 MHz	1.000 GHz	1.000 MHz	960.00750 MHz	-35.83 dBm	-22.83 dB
1.000 GHz	1.845 GHz	1.000 MHz	1.84479 GHz	-30.24 dBm	-17.24 dB
1.915 GHz	3.000 GHz	1.000 MHz	1.93297 GHz	-35.94 dBm	-22.94 dB
3.000 GHz	7.000 GHz	1.000 MHz	6.43332 GHz	-28.16 dBm	-15.16 dB
7.000 GHz	13.600 GHz	1.000 MHz	12.33313 GHz	-32.46 dBm	-19.46 dB
13.600 GHz	19.100 GHz	1.000 MHz	16.90153 GHz	-28.74 dBm	-15.74 dB

Date: 5.OCT.2018 21:56:25

Middle Channel

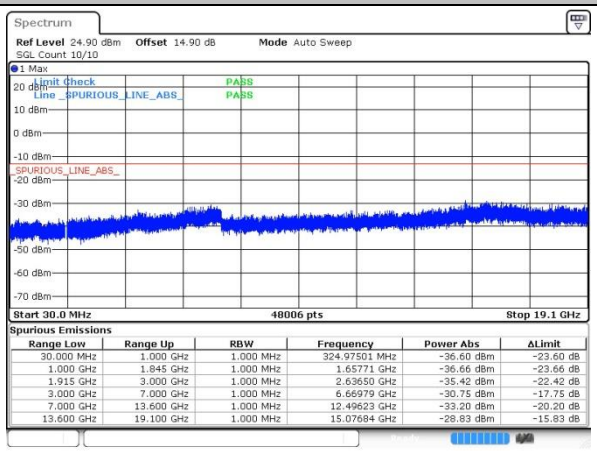

Spurious Emissions

Range Low	Range Up	RBW	Frequency	Power Abs	ΔLimit
30.000 MHz	1.000 GHz	1.000 MHz	324.97501 MHz	-36.60 dBm	-23.60 dB
1.000 GHz	1.845 GHz	1.000 MHz	1.65771 GHz	-36.66 dBm	-23.66 dB
1.915 GHz	3.000 GHz	1.000 MHz	2.63650 GHz	-35.42 dBm	-22.42 dB
3.000 GHz	7.000 GHz	1.000 MHz	6.66979 GHz	-30.75 dBm	-17.75 dB
7.000 GHz	13.600 GHz	1.000 MHz	12.49623 GHz	-33.20 dBm	-20.20 dB
13.600 GHz	19.100 GHz	1.000 MHz	15.07684 GHz	-28.83 dBm	-15.83 dB

Date: 5.OCT.2018 21:57:48

Highest Channel

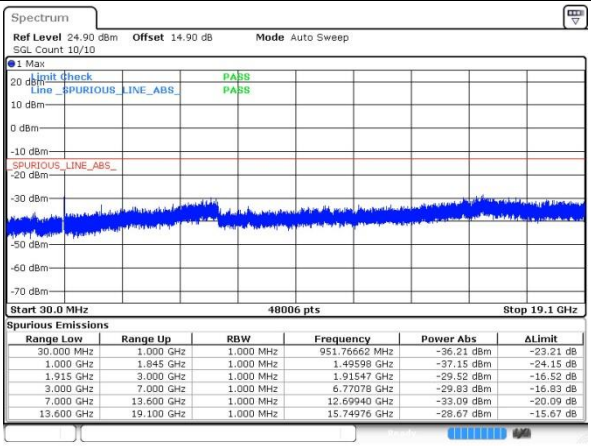

Spurious Emissions

Range Low	Range Up	RBW	Frequency	Power Abs	ΔLimit
30.000 MHz	1.000 GHz	1.000 MHz	951.76662 MHz	-36.21 dBm	-23.21 dB
1.000 GHz	1.845 GHz	1.000 MHz	1.49598 GHz	-37.15 dBm	-24.15 dB
1.915 GHz	3.000 GHz	1.000 MHz	1.91547 GHz	-29.52 dBm	-16.52 dB
3.000 GHz	7.000 GHz	1.000 MHz	6.77078 GHz	-29.83 dBm	-16.83 dB
7.000 GHz	13.600 GHz	1.000 MHz	12.69940 GHz	-33.09 dBm	-20.09 dB
13.600 GHz	19.100 GHz	1.000 MHz	15.74976 GHz	-28.67 dBm	-15.67 dB

Date: 5.OCT.2018 21:59:12

WCDMA Band IV (RMC 12.2Kbps)

Lowest Channel

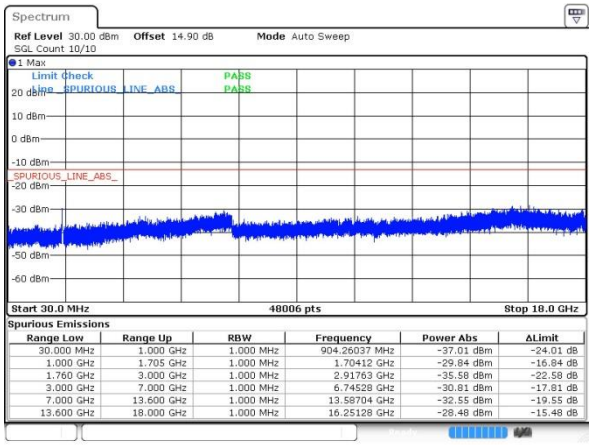

Spurious Emissions

Range Low	Range Up	RBW	Frequency	Power Abs	ΔLimit
30.000 MHz	1.000 GHz	1.000 MHz	904.26037 MHz	-37.01 dBm	-24.01 dB
1.000 GHz	1.705 GHz	1.000 MHz	1.70412 GHz	-29.84 dBm	-16.84 dB
1.760 GHz	3.000 GHz	1.000 MHz	2.91763 GHz	-35.58 dBm	-22.58 dB
3.000 GHz	7.000 GHz	1.000 MHz	6.74528 GHz	-30.81 dBm	-17.81 dB
7.000 GHz	13.600 GHz	1.000 MHz	13.58704 GHz	-32.55 dBm	-19.55 dB
13.600 GHz	18.000 GHz	1.000 MHz	16.25128 GHz	-28.48 dBm	-15.48 dB

Date: 5.OCT.2018 22:17:33

Middle Channel

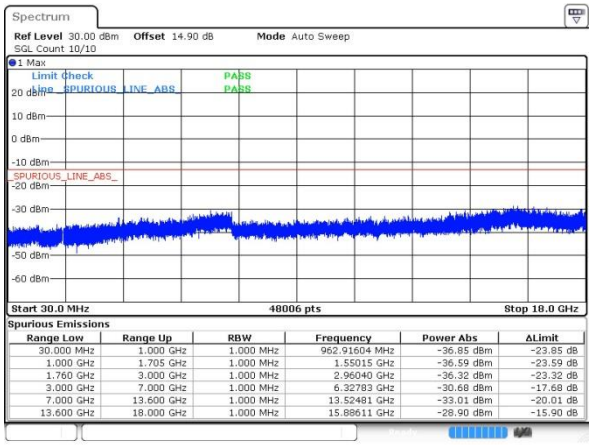

Spurious Emissions

Range Low	Range Up	RBW	Frequency	Power Abs	ΔLimit
30.000 MHz	1.000 GHz	1.000 MHz	962.91604 MHz	-36.85 dBm	-23.85 dB
1.000 GHz	1.705 GHz	1.000 MHz	1.55015 GHz	-36.59 dBm	-23.59 dB
1.760 GHz	3.000 GHz	1.000 MHz	2.96040 GHz	-36.32 dBm	-23.32 dB
3.000 GHz	7.000 GHz	1.000 MHz	6.32783 GHz	-30.68 dBm	-17.68 dB
7.000 GHz	13.600 GHz	1.000 MHz	13.52481 GHz	-33.01 dBm	-20.01 dB
13.600 GHz	18.000 GHz	1.000 MHz	15.88611 GHz	-28.90 dBm	-15.90 dB

Date: 5.OCT.2018 22:19:16

Highest Channel

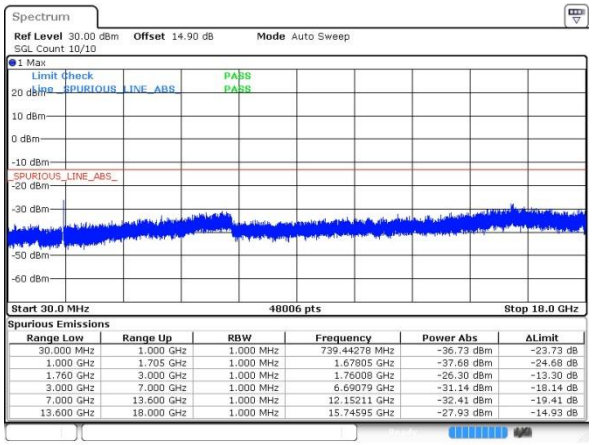

Spurious Emissions

Range Low	Range Up	RBW	Frequency	Power Abs	ΔLimit
30.000 MHz	1.000 GHz	1.000 MHz	739.44278 MHz	-36.73 dBm	-23.73 dB
1.000 GHz	1.705 GHz	1.000 MHz	1.67805 GHz	-37.68 dBm	-24.68 dB
1.760 GHz	3.000 GHz	1.000 MHz	1.76008 GHz	-26.30 dBm	-13.30 dB
3.000 GHz	7.000 GHz	1.000 MHz	6.69079 GHz	-31.14 dBm	-18.14 dB
7.000 GHz	13.600 GHz	1.000 MHz	12.15211 GHz	-32.41 dBm	-19.41 dB
13.600 GHz	18.000 GHz	1.000 MHz	15.74595 GHz	-27.93 dBm	-14.93 dB

Date: 5.OCT.2018 22:21:01

CDMA2000 BC0 (1xRTT)

Lowest Channel

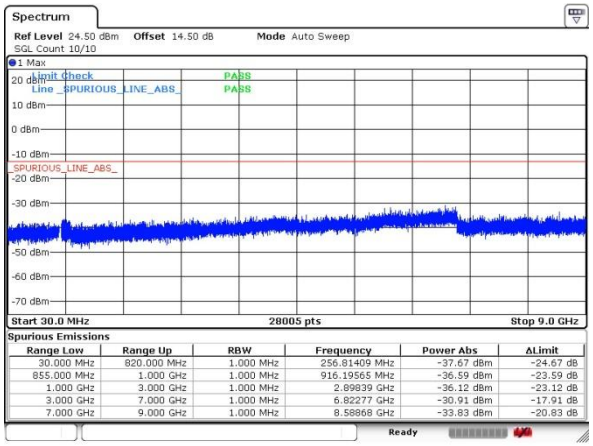

Spurious Emissions

Range Low	Range Up	RBW	Frequency	Power Abs	ΔLimit
30.000 MHz	820.000 MHz	1.000 MHz	256.81409 MHz	-37.67 dBm	-24.67 dB
855.000 MHz	1.000 GHz	1.000 MHz	916.19565 MHz	-36.59 dBm	-23.59 dB
1.000 GHz	3.000 GHz	1.000 MHz	2.89839 GHz	-36.12 dBm	-23.12 dB
3.000 GHz	7.000 GHz	1.000 MHz	6.82277 GHz	-30.91 dBm	-17.91 dB
7.000 GHz	9.000 GHz	1.000 MHz	8.58868 GHz	-33.83 dBm	-20.83 dB

Date: 20.OCT.2018 18:51:24

Middle Channel

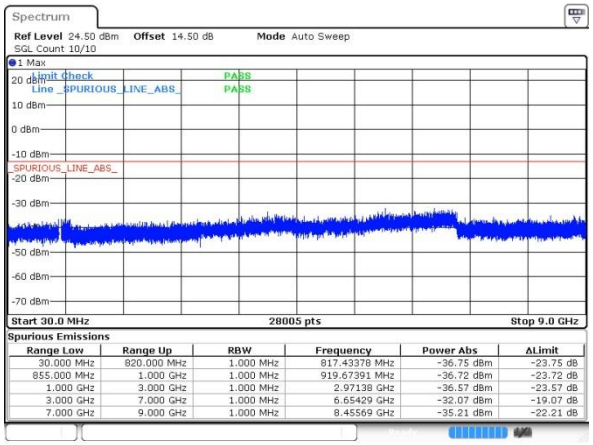

Spurious Emissions

Range Low	Range Up	RBW	Frequency	Power Abs	ΔLimit
30.000 MHz	820.000 MHz	1.000 MHz	817.43378 MHz	-36.75 dBm	-23.75 dB
855.000 MHz	1.000 GHz	1.000 MHz	919.67391 MHz	-36.72 dBm	-23.72 dB
1.000 GHz	3.000 GHz	1.000 MHz	2.97138 GHz	-36.57 dBm	-23.57 dB
3.000 GHz	7.000 GHz	1.000 MHz	6.65429 GHz	-32.07 dBm	-19.07 dB
7.000 GHz	9.000 GHz	1.000 MHz	8.45569 GHz	-35.21 dBm	-22.21 dB

Date: 20.OCT.2018 10:02:57

Highest Channel

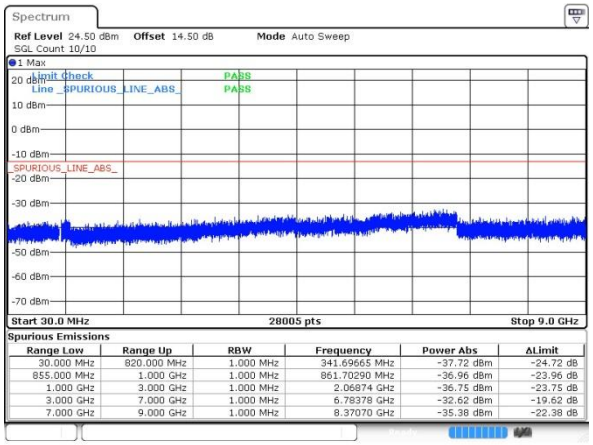

Spurious Emissions

Range Low	Range Up	RBW	Frequency	Power Abs	ΔLimit
30.000 MHz	820.000 MHz	1.000 MHz	341.69665 MHz	-37.72 dBm	-24.72 dB
855.000 MHz	1.000 GHz	1.000 MHz	861.70290 MHz	-36.96 dBm	-23.96 dB
1.000 GHz	3.000 GHz	1.000 MHz	2.06874 GHz	-36.75 dBm	-23.75 dB
3.000 GHz	7.000 GHz	1.000 MHz	6.78378 GHz	-32.62 dBm	-19.62 dB
7.000 GHz	9.000 GHz	1.000 MHz	8.37070 GHz	-35.38 dBm	-22.38 dB

Date: 20.OCT.2018 10:04:17

CDMA2000 BC1 (1xRTT)

Lowest Channel

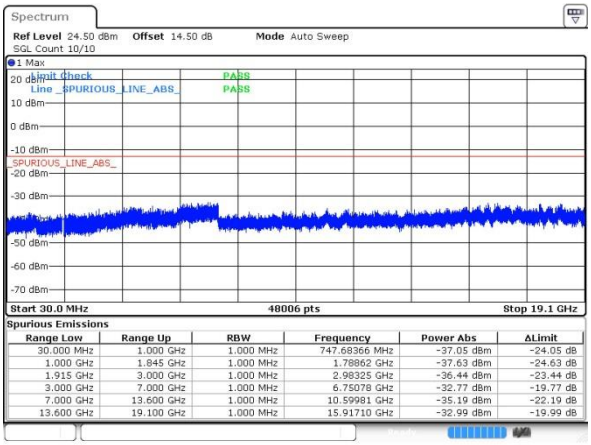

Spurious Emissions

Range Low	Range Up	RBW	Frequency	Power Abs	ΔLimit
30.000 MHz	1.000 GHz	1.000 MHz	747.68366 MHz	-37.05 dBm	-24.05 dB
1.000 GHz	1.845 GHz	1.000 MHz	1.78862 GHz	-37.63 dBm	-24.63 dB
1.915 GHz	3.000 GHz	1.000 MHz	2.98325 GHz	-36.44 dBm	-23.44 dB
3.000 GHz	7.000 GHz	1.000 MHz	6.75078 GHz	-32.77 dBm	-19.77 dB
7.000 GHz	13.600 GHz	1.000 MHz	10.59981 GHz	-35.19 dBm	-22.19 dB
13.600 GHz	19.100 GHz	1.000 MHz	15.91710 GHz	-32.99 dBm	-19.99 dB

Date: 20.OCT.2018 11:31:24

Middle Channel

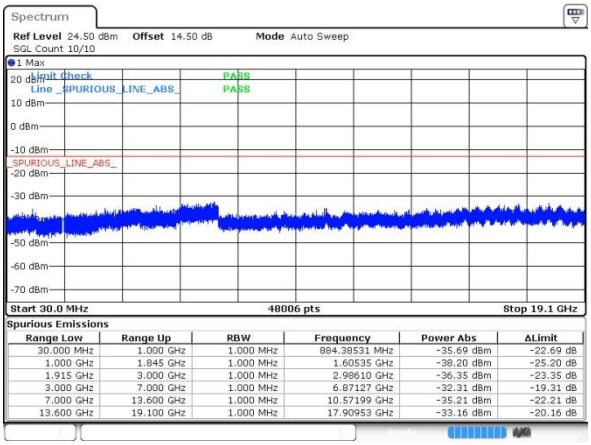

Spurious Emissions

Range Low	Range Up	RBW	Frequency	Power Abs	ΔLimit
30.000 MHz	1.000 GHz	1.000 MHz	884.38531 MHz	-35.69 dBm	-22.69 dB
1.000 GHz	1.845 GHz	1.000 MHz	1.60535 GHz	-38.20 dBm	-25.20 dB
1.915 GHz	3.000 GHz	1.000 MHz	2.98610 GHz	-36.35 dBm	-23.35 dB
3.000 GHz	7.000 GHz	1.000 MHz	6.87127 GHz	-32.31 dBm	-19.31 dB
7.000 GHz	13.600 GHz	1.000 MHz	10.57199 GHz	-35.21 dBm	-22.21 dB
13.600 GHz	19.100 GHz	1.000 MHz	17.90953 GHz	-33.16 dBm	-20.16 dB

Date: 20.OCT.2018 11:33:04

Highest Channel

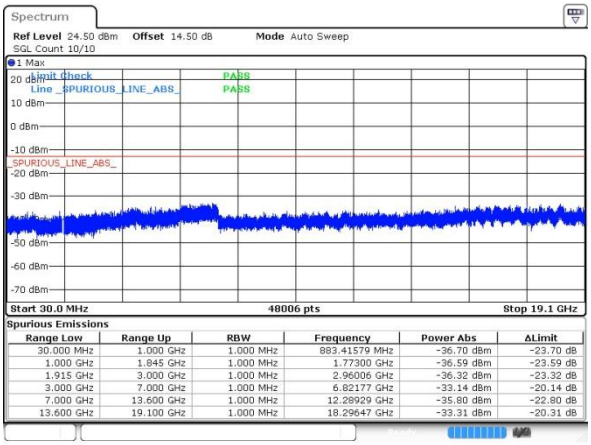

Spurious Emissions

Range Low	Range Up	RBW	Frequency	Power Abs	ΔLimit
30.000 MHz	1.000 GHz	1.000 MHz	883.41579 MHz	-36.70 dBm	-23.70 dB
1.000 GHz	1.845 GHz	1.000 MHz	1.77300 GHz	-36.59 dBm	-23.59 dB
1.915 GHz	3.000 GHz	1.000 MHz	2.96006 GHz	-36.32 dBm	-23.32 dB
3.000 GHz	7.000 GHz	1.000 MHz	6.82177 GHz	-33.14 dBm	-20.14 dB
7.000 GHz	13.600 GHz	1.000 MHz	12.28929 GHz	-35.80 dBm	-22.80 dB
13.600 GHz	19.100 GHz	1.000 MHz	18.29647 GHz	-33.31 dBm	-20.31 dB

Date: 20.OCT.2018 11:34:26

Frequency Stability

Test Conditions	Middle Channel	GSM850 (GSM)	GSM850 (EDGE class 8)	Limit 2.5ppm
Temperature (°C)	Voltage (Volt)	Deviation (ppm)		Result
50	Normal Voltage	0.0036	0.0155	PASS
40	Normal Voltage	0.0407	0.0072	
30	Normal Voltage	0.0012	0.0299	
20(Ref.)	Normal Voltage	0.0000	0.0000	
10	Normal Voltage	0.0371	0.0096	
0	Normal Voltage	0.0227	0.0335	
-10	Normal Voltage	0.0215	0.0227	
-20	Normal Voltage	0.0012	0.0072	
-30	Normal Voltage	0.0024	0.0239	
20	Maximum Voltage	0.0036	0.0143	
20	Normal Voltage	0.0036	0.0108	
20	Battery End Point	0.0191	0.0120	

Note:

1. Normal Voltage = 4.0V. ；Battery End Point (BEP) =3.4V.；Maximum Voltage =4.4 V
2. The frequency fundamental emissions stay within the authorized frequency block.

Test Conditions	Middle Channel	GSM1900 (GSM)	GSM1900 (EDGE class 8)	Limit Note 2.
Temperature (°C)	Voltage (Volt)	Deviation (ppm)		Result
50	Normal Voltage	0.0160	0.0064	PASS
40	Normal Voltage	0.0011	0.0176	
30	Normal Voltage	0.0048	0.0122	
20(Ref.)	Normal Voltage	0.0000	0.0000	
10	Normal Voltage	0.0176	0.0144	
0	Normal Voltage	0.0138	0.0154	
-10	Normal Voltage	0.0011	0.0165	
-20	Normal Voltage	0.0133	0.0101	
-30	Normal Voltage	0.0016	0.0186	
20	Maximum Voltage	0.0160	0.0106	
20	Normal Voltage	0.0005	0.0027	
20	Battery End Point	0.0037	0.0016	

Note:

1. Normal Voltage = 4.0V. ；Battery End Point (BEP) =3.4V.；Maximum Voltage =4.4 V
2. The frequency fundamental emissions stay within the authorized frequency block.

Test Conditions	Middle Channel	WCDMA Band V (RMC 12.2Kbps	Limit 2.5ppm
Temperature (°C)	Voltage (Volt)	Deviation (ppm)	Result
50	Normal Voltage	0.0155	PASS
40	Normal Voltage	0.0418	
30	Normal Voltage	0.0395	
20(Ref.)	Normal Voltage	0.0000	
10	Normal Voltage	0.0179	
0	Normal Voltage	0.0359	
-10	Normal Voltage	0.0012	
-20	Normal Voltage	0.0203	
-30	Normal Voltage	0.0311	
20	Maximum Voltage	0.0514	
20	Normal Voltage	0.0191	
20	Battery End Point	0.0048	

Note:

1. Normal Voltage = 4.0V. ；Battery End Point (BEP) =3.4V.；Maximum Voltage =4.4 V
2. The frequency fundamental emissions stay within the authorized frequency block.

Test Conditions	Middle Channel	WCDMA Band II (RMC 12.2Kbps)	Limit Note 2.
Temperature (°C)	Voltage (Volt)	Deviation (ppm)	Result
50	Normal Voltage	0.0112	PASS
40	Normal Voltage	0.0101	
30	Normal Voltage	0.0021	
20(Ref.)	Normal Voltage	0.0000	
10	Normal Voltage	0.0005	
0	Normal Voltage	0.0016	
-10	Normal Voltage	0.0080	
-20	Normal Voltage	0.0032	
-30	Normal Voltage	0.0000	
20	Maximum Voltage	0.0021	
20	Normal Voltage	0.0080	
20	Battery End Point	0.0096	

Note:

1. Normal Voltage = 4.0V. ；Battery End Point (BEP) =3.4V.；Maximum Voltage =4.4V
2. The frequency fundamental emissions stay within the authorized frequency block.

Test Conditions	Middle Channel	WCDMA Band IV (RMC 12.2Kbps)	Limit Note 2.
Temperature (°C)	Voltage (Volt)	Deviation (ppm)	Result
50	Normal Voltage	0.0144	PASS
40	Normal Voltage	0.0133	
30	Normal Voltage	0.0012	
20(Ref.)	Normal Voltage	0.0000	
10	Normal Voltage	0.0110	
0	Normal Voltage	0.0075	
-10	Normal Voltage	0.0040	
-20	Normal Voltage	0.0006	
-30	Normal Voltage	0.0069	
20	Maximum Voltage	0.0069	
20	Normal Voltage	0.0098	
20	Battery End Point	0.0023	

Note:

1. Normal Voltage = 4.0V. ；Battery End Point (BEP) =3.4V.；Maximum Voltage =4.4V
2. The frequency fundamental emissions stay within the authorized frequency block.

Test Conditions	Middle Channel	CDMA2000 BC0 (1xRTT)	Limit 2.5ppm
Temperature (°C)	**Voltage (Volt)**	**Deviation (ppm)**	**Result**
50	Normal Voltage	0.0110	PASS
40	Normal Voltage	0.0117	
30	Normal Voltage	0.0014	
20(Ref.)	Normal Voltage	0.0000	
10	Normal Voltage	0.0105	
0	Normal Voltage	0.0273	
-10	Normal Voltage	0.0265	
-20	Normal Voltage	0.0320	
-30	Normal Voltage	0.0182	
20	Maximum Voltage	0.0218	
20	Normal Voltage	0.0225	
20	Battery End Point	0.0349	

Note:

1. Normal Voltage = 4.0V. ；Battery End Point (BEP) = 3.4V.；Maximum Voltage =4.4V
2. The frequency fundamental emissions stay within the authorized frequency block.

Test Conditions	Middle Channel	CDMA2000 BC1 (1xRTT)	Limit Note 2.
Temperature (°C)	Voltage (Volt)	Deviation (ppm)	Result
50	Normal Voltage	0.0016	PASS
40	Normal Voltage	0.0218	
30	Normal Voltage	0.0005	
20(Ref.)	Normal Voltage	0.0000	
10	Normal Voltage	0.0133	
0	Normal Voltage	0.0122	
-10	Normal Voltage	0.0202	
-20	Normal Voltage	0.0250	
-30	Normal Voltage	0.0048	
20	Maximum Voltage	0.0016	
20	Normal Voltage	0.0011	
20	Battery End Point	0.0032	

Note:

1. Normal Voltage = 4.0V. ；Battery End Point (BEP) = 3.4V.；Maximum Voltage =4.4V
2. The frequency fundamental emissions stay within the authorized frequency block.

Appendix B. Test Results of Radiated Test

Radiated Spurious Emission

GSM850 (GSM)								
Channel	Frequency (MHz)	ERP (dBm)	Limit (dBm)	Over Limit (dB)	S.G. Power (dBm)	TX Cable loss (dB)	TX Antenna Gain (dBi)	Polarization (H/V)
Lowest	1648	-60.09	-13	-47.09	-61.30	2.32	5.68	H
	2472	-21.59	-13	-8.59	-22.22	3.02	5.80	H
	3297	-69.12	-13	-56.12	-71.58	3.27	7.88	H
	4122	-33.28	-13	-20.28	-36.66	3.73	9.25	H
	4944	-64.48	-13	-51.48	-68.34	4.20	10.20	H
	5769	-36.89	-13	-23.89	-40.91	4.52	10.69	H
	6594	-61.44	-13	-48.44	-65.56	4.83	11.10	H
	7419	-36.13	-13	-23.13	-40.83	5.11	11.96	H
	1648	-54.81	-13	-41.81	-56.02	2.32	5.68	V
	2472	-21.67	-13	-8.67	-22.30	3.02	5.80	V
	3297	-69.30	-13	-56.30	-71.76	3.27	7.88	V
	4122	-31.85	-13	-18.85	-35.23	3.73	9.25	V
	4944	-64.49	-13	-51.49	-68.35	4.20	10.20	V
	5769	-33.01	-13	-20.01	-37.03	4.52	10.69	V
	6594	-60.67	-13	-47.67	-64.79	4.83	11.10	V
	7419	-36.41	-13	-23.41	-41.11	5.11	11.96	V

Middle	1672	-59.04	-13	-46.04	-60.41	2.28	5.80	H
	2510	-25.19	-13	-12.19	-27.10	2.84	6.90	H
	3345	-64.65	-13	-51.65	-66.71	3.29	7.50	H
	4182	-30.28	-13	-17.28	-31.63	3.80	7.30	H
	5019	-62.62	-13	-49.62	-65.63	3.84	9.00	H
	5856	-37.53	-13	-24.53	-40.29	4.43	9.34	H
	6690	-60.40	-13	-47.40	-63.43	4.84	10.02	H
	7527	-50.27	-13	-37.27	-53.57	5.25	10.70	H
	1672	-56.14	-13	-43.14	-57.51	2.28	5.80	V
	2510	-23.22	-13	-10.22	-25.13	2.84	6.90	V
	3345	-62.94	-13	-49.94	-65.00	3.29	7.50	V
	4182	-35.07	-13	-22.07	-36.42	3.80	7.30	V
	5019	-60.23	-13	-47.23	-63.24	3.84	9.00	V
	5856	-35.30	-13	-22.30	-38.06	4.43	9.34	V
	6690	-60.21	-13	-47.21	-63.24	4.84	10.02	V
	7527	-48.91	-13	-35.91	-52.21	5.25	10.70	V
Highest	1698	-63.35	-13	-50.35	-64.56	2.32	5.68	H
	2546	-54.85	-13	-41.85	-55.48	3.02	5.80	H
	3396	-69.33	-13	-56.33	-71.79	3.27	7.88	H
	4245	-60.64	-13	-47.64	-64.02	3.73	9.25	H
	5094	-64.28	-13	-51.28	-68.14	4.20	10.20	H
	5943	-60.64	-13	-47.64	-64.66	4.52	10.69	H
	6789	-61.01	-13	-48.01	-65.13	4.83	11.10	H
	1698	-60.28	-13	-47.28	-61.49	2.32	5.68	V
	2546	-55.03	-13	-42.03	-55.66	3.02	5.80	V
	3396	-68.85	-13	-55.85	-71.31	3.27	7.88	V
	4245	-57.25	-13	-44.25	-60.63	3.73	9.25	V
	5094	-62.38	-13	-49.38	-66.24	4.20	10.20	V
	5940	-58.31	-13	-45.31	-62.33	4.52	10.69	V
	6789	-57.31	-13	-44.31	-61.43	4.83	11.10	V

Remark: Spurious emissions within 30-1000MHz were found more than 20dB below limit line.

GSM850 (EDGE class 8)								
Channel	Frequency (MHz)	ERP (dBm)	Limit (dBm)	Over Limit (dB)	S.G. Power (dBm)	TX Cable loss (dB)	TX Antenna Gain (dBi)	Polarization (H/V)
Lowest	1648	-57.82	-13	-44.82	-59.03	2.319	5.68	H
	2472	-54.07	-13	-41.07	-54.70	3.02	5.80	H
	3297	-63.98	-13	-50.98	-66.44	3.27	7.88	H
	4122	-55.76	-13	-42.76	-59.14	3.73	9.25	H
	4944	-55.74	-13	-42.74	-59.60	4.20	10.20	H
	1648	-58.97	-13	-45.97	-60.18	2.32	5.68	V
	2472	-54.19	-13	-41.19	-54.82	3.02	5.80	V
	3297	-63.80	-13	-50.80	-66.26	3.27	7.88	V
	4122	-52.80	-13	-39.80	-56.18	3.73	9.25	V
	4944	-53.84	-13	-40.84	-57.70	4.20	10.20	V
Middle	1674	-56.24	-13	-43.24	-57.45	2.319	5.68	H
	2510	-52.30	-13	-39.30	-52.93	3.02	5.80	H
	3345	-63.95	-13	-50.95	-66.41	3.27	7.88	H
	4182	-56.05	-13	-43.05	-59.43	3.73	9.25	H
	5019	-53.96	-13	-40.96	-57.82	4.20	10.20	H
	1672	-57.06	-13	-44.06	-58.27	2.32	5.68	V
	2510	-51.67	-13	-38.67	-52.30	3.02	5.80	V
	3345	-64.17	-13	-51.17	-66.63	3.27	7.88	V
	4182	-53.01	-13	-40.01	-56.39	3.73	9.25	V
	5019	-51.51	-13	-38.51	-55.37	4.20	10.20	V
Highest	1698	-50.35	-13	-37.35	-51.56	2.319	5.68	H
	2546	-49.56	-13	-36.56	-50.19	3.02	5.80	H
	3396	-63.94	-13	-50.94	-66.40	3.27	7.88	H
	4245	-53.69	-13	-40.69	-57.07	3.73	9.25	H
	5094	-56.44	-13	-43.44	-60.30	4.20	10.20	H
	5943	-57.42	-13	-44.42	-61.44	4.52	10.69	H
	1698	-53.82	-13	-40.82	-55.03	2.32	5.68	V
	2546	-50.99	-13	-37.99	-51.62	3.02	5.80	V
	3396	-63.47	-13	-50.47	-65.93	3.27	7.88	V
	4245	-52.23	-13	-39.23	-55.61	3.73	9.25	V
	5094	-54.18	-13	-41.18	-58.04	4.20	10.20	V
	5940	-55.33	-13	-42.33	-59.35	4.52	10.69	V

Remark: Spurious emissions within 30-1000MHz were found more than 20dB below limit line.

WCDMA Band V (RMC 12.2Kbps)								
Channel	Frequency (MHz)	ERP (dBm)	Limit (dBm)	Over Limit (dB)	S.G. Power (dBm)	TX Cable loss (dB)	TX Antenna Gain (dBi)	Polarization (H/V)
Lowest	1652	-68.12	-13	-55.12	-69.33	2.319	5.68	H
	2480	-65.14	-13	-52.14	-65.77	3.02	5.80	H
	3306	-63.74	-13	-50.74	-66.20	3.27	7.88	H
	1652	-68.26	-13	-55.26	-69.47	2.32	5.68	V
	2480	-65.27	-13	-52.27	-65.90	3.02	5.80	V
	3306	-63.95	-13	-50.95	-66.41	3.27	7.88	V
Middle	1672	-68.53	-13	-55.53	-69.74	2.319	5.68	H
	2510	-65.67	-13	-52.67	-66.30	3.02	5.80	H
	3345	-64.22	-13	-51.22	-66.68	3.27	7.88	H
	1672	-68.61	-13	-55.61	-69.82	2.32	5.68	V
	2510	-66.05	-13	-53.05	-66.68	3.02	5.80	V
	3345	-63.86	-13	-50.86	-66.32	3.27	7.88	V
Highest	1694	-68.13	-13	-55.13	-69.34	2.319	5.68	H
	2540	-65.41	-13	-52.41	-66.04	3.02	5.80	H
	3387	-64.07	-13	-51.07	-66.53	3.27	7.88	H
	1694	-68.50	-13	-55.50	-69.71	2.32	5.68	V
	2540	-65.42	-13	-52.42	-66.05	3.02	5.80	V
	3387	-63.98	-13	-50.98	-66.44	3.27	7.88	V

Remark: Spurious emissions within 30-1000MHz were found more than 20dB below limit line.

GSM1900 (GSM)								
Channel	Frequency (MHz)	EIRP (dBm)	Limit (dBm)	Over Limit (dB)	S.G. Power (dBm)	TX Cable loss (dB)	TX Antenna Gain (dBi)	Polarization (H/V)
Lowest	3699	-63.37	-13	-50.37	-68.24	3.55	8.42	H
	5550	-60.55	-13	-47.55	-66.89	4.34	10.68	H
	7401	-52.92	-13	-39.92	-59.72	5.14	11.94	H
	3699	-63.53	-13	-50.53	-68.40	3.55	8.42	V
	5550	-59.27	-13	-46.27	-65.61	4.34	10.68	V
	7401	-51.37	-13	-38.37	-58.17	5.14	11.94	V
Middle	3759	-61.03	-13	-48.03	-65.90	3.55	8.42	H
	5640	-59.74	-13	-46.74	-66.08	4.34	10.68	H
	7521	-54.29	-13	-41.29	-61.09	5.14	11.94	H
	3760	-61.62	-13	-48.62	-66.49	3.55	8.42	V
	5640	-59.30	-13	-46.30	-65.64	4.34	10.68	V
	7521	-51.45	-13	-38.45	-58.25	5.14	11.94	V
Highest	3819	-62.70	-13	-49.70	-67.57	3.55	8.42	H
	5730	-60.36	-13	-47.36	-66.70	4.34	10.68	H
	7638	-53.01	-13	-40.01	-59.81	5.14	11.94	H
	3819	-62.23	-13	-49.23	-67.10	3.55	8.42	V
	5729	-59.85	-13	-46.85	-66.19	4.34	10.68	V
	7638	-54.25	-13	-41.25	-61.05	5.14	11.94	V

Remark: Spurious emissions within 30-1000MHz were found more than 20dB below limit line.

GSM1900 (EDGE class 8)								
Channel	Frequency (MHz)	EIRP (dBm)	Limit (dBm)	Over Limit (dB)	S.G. Power (dBm)	TX Cable loss (dB)	TX Antenna Gain (dBi)	Polarization (H/V)
Lowest	3699	-58.17	-13	-45.17	-63.04	3.55	8.42	H
	5550	-59.83	-13	-46.83	-66.17	4.34	10.68	H
	7401	-53.92	-13	-40.92	-60.72	5.14	11.94	H
	3699	-58.65	-13	-45.65	-63.52	3.55	8.42	V
	5550	-59.11	-13	-46.11	-65.45	4.34	10.68	V
	7401	-51.00	-13	-38.00	-57.80	5.14	11.94	V
Middle	3759	-59.26	-13	-46.26	-64.13	3.55	8.42	H
	5640	-60.57	-13	-47.57	-66.91	4.34	10.68	H
	7521	-54.09	-13	-41.09	-60.89	5.14	11.94	H
	3759	-60.17	-13	-47.17	-65.04	3.55	8.42	V
	5640	-59.94	-13	-46.94	-66.28	4.34	10.68	V
	7521	-50.63	-13	-37.63	-57.43	5.14	11.94	V
Highest	3819	-62.50	-13	-49.50	-67.37	3.55	8.42	H
	5729	-60.13	-13	-47.13	-66.47	4.34	10.68	H
	7638	-52.91	-13	-39.91	-59.71	5.14	11.94	H
	3819	-63.09	-13	-50.09	-67.96	3.55	8.42	H
	5730	-60.31	-13	-47.31	-66.65	4.34	10.68	H
	7638	-52.64	-13	-39.64	-59.44	5.14	11.94	H

Remark: Spurious emissions within 30-1000MHz were found more than 20dB below limit line.

WCDMA Band II (RMC 12.2Kbps)								
Channel	Frequency (MHz)	EIRP (dBm)	Limit (dBm)	Over Limit (dB)	S.G. Power (dBm)	TX Cable loss (dB)	TX Antenna Gain (dBi)	Polarization (H/V)
Lowest	3705	-62.03	-13	-49.03	-66.90	3.55	8.42	H
	5556	-61.32	-13	-48.32	-67.66	4.34	10.68	H
	7410	-55.64	-13	-42.64	-62.44	5.14	11.94	H
	3705	-62.27	-13	-49.27	-67.14	3.55	8.42	V
	5557	-61.55	-13	-48.55	-67.89	4.34	10.68	V
	7410	-55.50	-13	-42.50	-62.30	5.14	11.94	V
Middle	3759	-62.22	-13	-49.22	-67.09	3.55	8.42	H
	5640	-60.93	-13	-47.93	-67.27	4.34	10.68	H
	7521	-55.43	-13	-42.43	-62.23	5.14	11.94	H
	3759	-62.31	-13	-49.31	-67.18	3.55	8.42	V
	5640	-61.00	-13	-48.00	-67.34	4.34	10.68	V
	7521	-54.55	-13	-41.55	-61.35	5.14	11.94	V
Highest	3816	-62.81	-13	-49.81	-67.68	3.55	8.42	H
	5722	-60.50	-13	-47.50	-66.84	4.34	10.68	H
	7629	-55.30	-13	-42.30	-62.10	5.14	11.94	H
	3816	-62.70	-13	-49.70	-67.57	3.55	8.42	V
	5722	-60.36	-13	-47.36	-66.70	4.34	10.68	V
	7629	-54.97	-13	-41.97	-61.77	5.14	11.94	V

Remark: Spurious emissions within 30-1000MHz were found more than 20dB below limit line.

WCDMA Band IV (RMC 12.2Kbps)								
Channel	Frequency (MHz)	EIRP (dBm)	Limit (dBm)	Over Limit (dB)	S.G. Power (dBm)	TX Cable loss (dB)	TX Antenna Gain (dBi)	Polarization (H/V)
Lowest	3423	-59.55	-13	-46.55	-64.27	3.41	8.13	H
	5137.2	-59.23	-13	-46.23	-65.24	4.195	10.20	H
	6849	-57.24	-13	-44.24	-63.69	4.91	11.36	H
	3423	-61.52	-13	-48.52	-66.24	3.413	8.13	V
	5136	-59.56	-13	-46.56	-65.57	4.195	10.20	V
	6849	-57.26	-13	-44.26	-63.71	4.911	11.36	V
Middle	3465	-59.65	-13	-46.65	-64.37	3.41	8.13	H
	5199	-58.86	-13	-45.86	-64.87	4.195	10.20	H
	6930	-57.28	-13	-44.28	-63.73	4.91	11.36	H
	3465	-61.04	-13	-48.04	-65.76	3.413	8.13	V
	5199	-58.69	-13	-45.69	-64.70	4.195	10.20	V
	6930	-57.09	-13	-44.09	-63.54	4.911	11.36	V
Highest	3504	-58.87	-13	-45.87	-63.59	3.41	8.13	H
	5257.8	-60.80	-13	-47.80	-66.81	4.195	10.20	H
	7011	-56.04	-13	-43.04	-62.49	4.91	11.36	H
	3504	-61.55	-13	-48.55	-66.27	3.413	8.13	V
	5259	-60.16	-13	-47.16	-66.17	4.195	10.20	V
	7011	-56.87	-13	-43.87	-63.32	4.911	11.36	V

Remark: Spurious emissions within 30-1000MHz were found more than 20dB below limit line.

CDMA2000 BC0 (1xRTT)								
Channel	Frequency (MHz)	ERP (dBm)	Limit (dBm)	Over Limit (dB)	S.G. Power (dBm)	TX Cable loss (dB)	TX Antenna Gain (dBi)	Polarization (H/V)
Lowest	1650	-67.84	-13	-54.84	-69.05	2.319	5.68	H
	2474.1	-64.93	-13	-51.93	-65.56	3.02	5.80	H
	3300	-64.44	-13	-51.44	-66.90	3.27	7.88	H
	1650	-67.36	-13	-54.36	-68.57	2.32	5.68	V
	2474.1	-64.82	-13	-51.82	-65.45	3.02	5.80	V
	3300	-64.17	-13	-51.17	-66.63	3.27	7.88	V
Middle	1672	-67.77	-13	-54.77	-68.98	2.319	5.68	H
	2508	-65.10	-13	-52.10	-65.73	3.02	5.80	H
	3348	-63.70	-13	-50.70	-66.16	3.27	7.88	H
	1672	-67.72	-13	-54.72	-68.93	2.32	5.68	V
	2508	-65.03	-13	-52.03	-65.66	3.02	5.80	V
	3348	-64.28	-13	-51.28	-66.74	3.27	7.88	V
Highest	1696	-67.37	-13	-54.37	-68.58	2.319	5.68	H
	2544	-66.01	-13	-53.01	-66.64	3.02	5.80	H
	3396	-63.78	-13	-50.78	-66.24	3.27	7.88	H
	1696	-66.93	-13	-53.93	-68.14	2.32	5.68	V
	2544	-66.09	-13	-53.09	-66.72	3.02	5.80	V
	3396	-64.05	-13	-51.05	-66.51	3.27	7.88	V

Remark: Spurious emissions within 30-1000MHz were found more than 20dB below limit line.

CDMA2000 BC1 (1xRTT)								
Channel	Frequency (MHz)	EIRP (dBm)	Limit (dBm)	Over Limit (dB)	S.G. Power (dBm)	TX Cable loss (dB)	TX Antenna Gain (dBi)	Polarization (H/V)
Lowest	3702	-59.57	-13	-46.57	-64.44	3.55	8.42	H
	5553.75	-59.56	-13	-46.56	-65.90	4.34	10.68	H
	7404	-54.76	-13	-41.76	-61.56	5.14	11.94	H
	9252	-45.50	-13	-32.50	-52.50	5.66	12.66	H
	3702	-58.56	-13	-45.56	-63.43	3.55	8.42	V
	5553.75	-59.79	-13	-46.79	-66.13	4.34	10.68	V
	7404	-52.45	-13	-39.45	-59.25	5.14	11.94	V
	9252	-45.19	-13	-32.19	-52.19	5.66	12.66	V
Middle	3759	-59.56	-13	-46.56	-64.43	3.55	8.42	H
	5640	-59.71	-13	-46.71	-66.05	4.34	10.68	H
	7521	-53.80	-13	-40.80	-60.60	5.14	11.94	H
	9396	-44.63	-13	-31.63	-51.63	5.66	12.66	H
	3759	-61.94	-13	-48.94	-66.81	3.55	8.42	V
	5640	-60.23	-13	-47.23	-66.57	4.34	10.68	V
	7521	-51.98	-13	-38.98	-58.78	5.14	11.94	V
	9396	-47.45	-13	-34.45	-54.45	5.66	12.66	V
Highest	3816	-61.74	-13	-48.74	-66.61	3.55	8.42	H
	5726.25	-60.07	-13	-47.07	-66.41	4.34	10.68	H
	7635	-54.57	-13	-41.57	-61.37	5.14	11.94	H
	9540	-45.21	-13	-32.21	-52.21	5.66	12.66	H
	3816	-61.76	-13	-48.76	-66.63	3.55	8.42	V
	5727	-60.26	-13	-47.26	-66.60	4.34	10.68	V
	7635	-53.68	-13	-40.68	-60.48	5.14	11.94	V
	9540	-45.81	-13	-32.81	-52.81	5.66	12.66	V

Remark: Spurious emissions within 30-1000MHz were found more than 20dB below limit line.