#01_HAC_T-Coil_GSM850_Voice_Ch189_Axial (Z)

Communication System: GSM850; Frequency: 836.4 MHz
Medium: Air Medium parameters used: $\sigma = 0$ S/m, $\varepsilon_r = 1$; $\rho = 0$ kg/m^3
Ambient Temperature：23.5 ℃

DASY5 Configuration:
- Probe: AM1DV3 - 3130; ; Calibrated: 2018/11/20
- Sensor-Surface: 0mm (Fix Surface)
- Electronics: DAE4 Sn854; Calibrated: 2018/6/14
- Phantom: HAC Test Arch with AMCC; Type: SD HAC P01 BA;
- Measurement SW: DASY52, Version 52.10 (1);SEMCAD X Version 14.6.11 (7439)

General Scans/z (axial) 4.2mm 50 x 50/ABM Interpolated SNR(x,y,z) (121x121x1): Interpolated grid: dx=1.000 mm, dy=1.000 mm
ABM1/ABM2 = 28.09 dB
ABM1 comp = 1.38 dBA/m
Location: 1.9, 2.3, 3.7 mm

0 dB = 25.39 = 28.09 dB

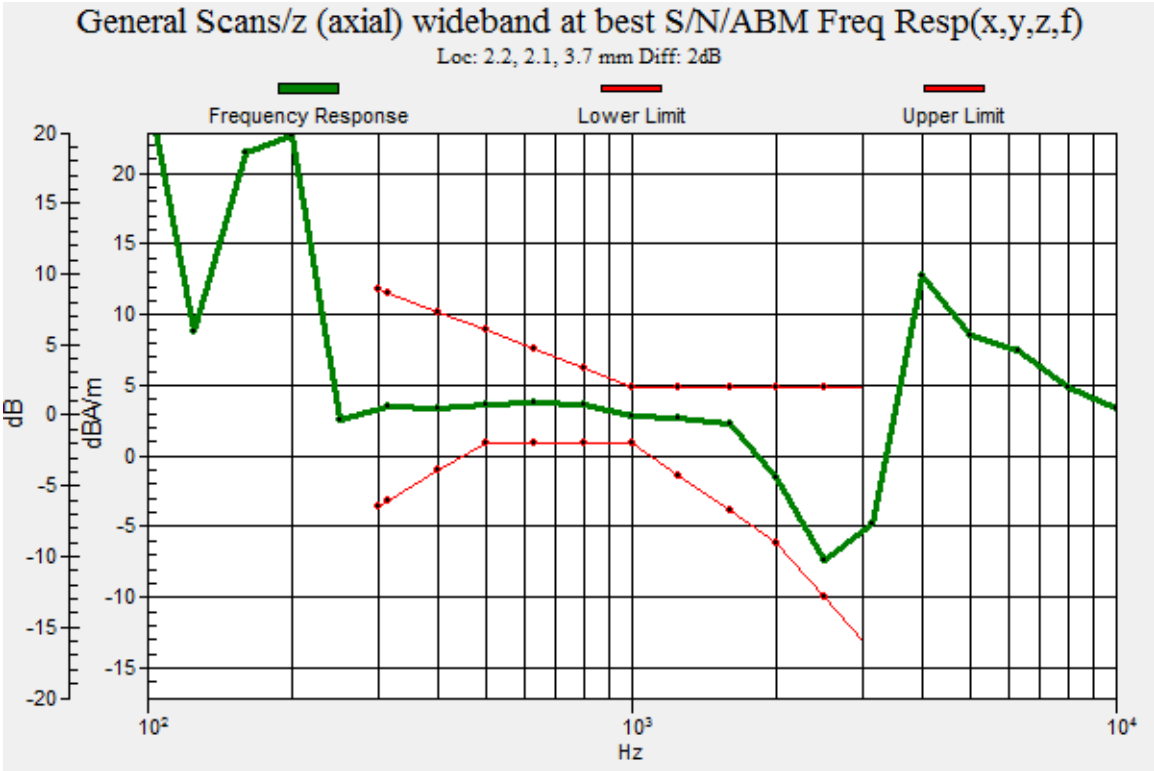
General Scans/z (axial) wideband at best S/N/ABM Freq Resp(x,y,z,f)
Loc: 2.2, 2.1, 3.7 mm Diff: 2dB
Frequency Response
Lower Limit
Upper Limit
dB
dBA/m
Hz

#01_HAC_T-Coil_GSM850_Voice_Ch189_Transversal (Y)

Communication System: GSM850; Frequency: 836.4 MHz
Medium: Air Medium parameters used: $\sigma = 0$ S/m, $\varepsilon_r = 1$; $\rho = 0$ kg/m^3
Ambient Temperature：23.5 ℃

DASY5 Configuration:
- Probe: AM1DV3 - 3130; ; Calibrated: 2018/11/20
- Sensor-Surface: 0mm (Fix Surface)
- Electronics: DAE4 Sn854; Calibrated: 2018/6/14
- Phantom: HAC Test Arch with AMCC; Type: SD HAC P01 BA;
- Measurement SW: DASY52, Version 52.10 (1);SEMCAD X Version 14.6.11 (7439)

General Scans/y (transversal) 4.2mm 50 x 50/ABM Interpolated SNR(x,y,z) (121x121x1): Interpolated grid: dx=1.000 mm, dy=1.000 mm
ABM1/ABM2 = 31.92 dB
ABM1 comp = -11.94 dBA/m
Location: -6.5, -10.3, 3.7 mm

0 dB = 39.44 = 31.92 dB

#02_HAC_T-Coil_GSM1900_Voice_Ch661_Axial (Z)

Communication System: PCS; Frequency: 1880 MHz
Medium: Air Medium parameters used: $\sigma = 0$ S/m, $\varepsilon_r = 1$; $\rho = 0$ kg/m^3
Ambient Temperature：23.5 ℃

DASY5 Configuration:
- Probe: AM1DV3 - 3130; ; Calibrated: 2018/11/20
- Sensor-Surface: 0mm (Fix Surface)
- Electronics: DAE4 Sn854; Calibrated: 2018/6/14
- Phantom: HAC Test Arch with AMCC; Type: SD HAC P01 BA;
- Measurement SW: DASY52, Version 52.10 (1);SEMCAD X Version 14.6.11 (7439)

General Scans/z (axial) 4.2mm 50 x 50/ABM Interpolated SNR(x,y,z) (121x121x1): Interpolated grid: dx=1.000 mm, dy=1.000 mm
ABM1/ABM2 = 31.93 dB
ABM1 comp = 1.60 dBA/m
Location: 1.9, 2.3, 3.7 mm

0 dB = 1.00 dB

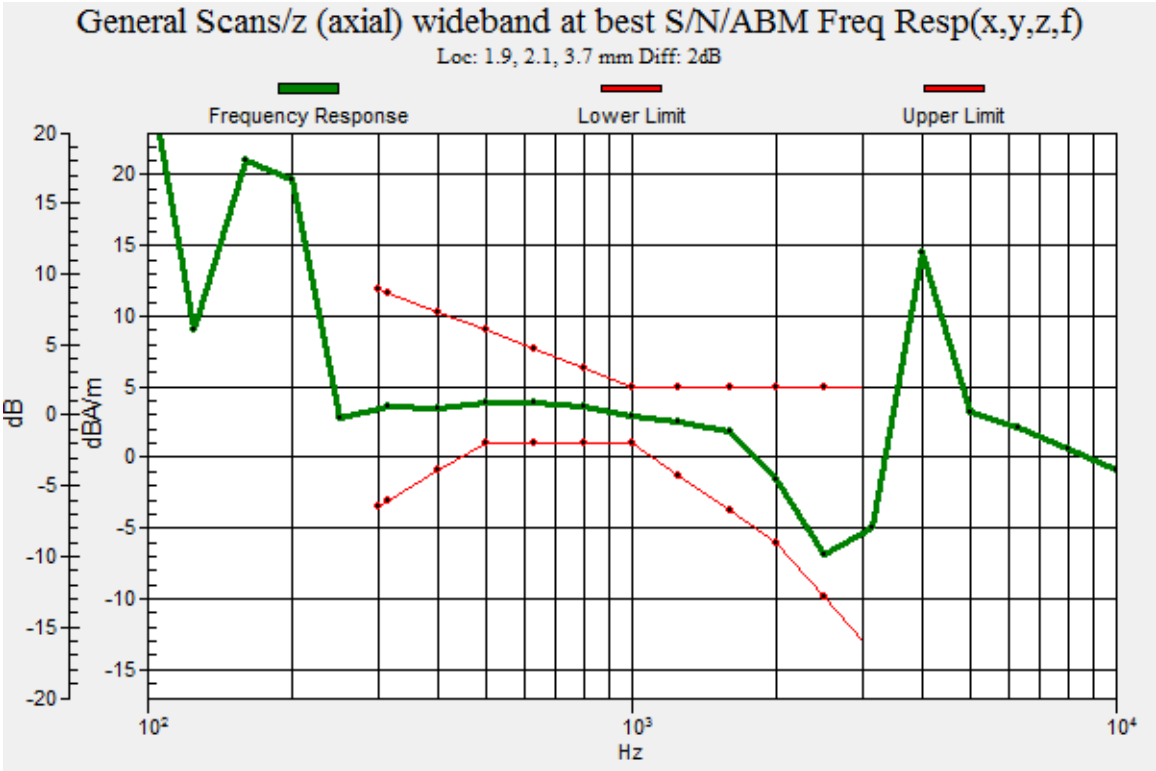
General Scans/z (axial) wideband at best S/N/ABM Freq Resp(x,y,z,f)
Loc: 1.9, 2.1, 3.7 mm Diff: 2dB
Frequency Response
Lower Limit
Upper Limit
dB
dBA/m
Hz

#02_HAC_T-Coil_GSM1900_Voice_Ch661_Transversal (Y)

Communication System: PCS; Frequency: 1880 MHz
Medium: Air Medium parameters used: $\sigma = 0$ S/m, $\varepsilon_r = 1$; $\rho = 0$ kg/m^3
Ambient Temperature：23.5 ℃

DASY5 Configuration:
- Probe: AM1DV3 - 3130; ; Calibrated: 2018/11/20
- Sensor-Surface: 0mm (Fix Surface)
- Electronics: DAE4 Sn854; Calibrated: 2018/6/14
- Phantom: HAC Test Arch with AMCC; Type: SD HAC P01 BA;
- Measurement SW: DASY52, Version 52.10 (1);SEMCAD X Version 14.6.11 (7439)

General Scans/y (transversal) 4.2mm 50 x 50/ABM Interpolated SNR(x,y,z) (121x121x1): Interpolated grid: dx=1.000 mm, dy=1.000 mm
ABM1/ABM2 = 33.80 dB
ABM1 comp = -9.38 dBA/m
Location: -3, -9.6, 3.7 mm

0 dB = 48.98 = 33.80 dB

#03_HAC_T-Coil_WCDMA II_Voice_Ch9400_Axial (Z)

Communication System: WCDMA ; Frequency: 1880 MHz
Medium: Air Medium parameters used: $\sigma = 0$ S/m, $\varepsilon_r = 1$; $\rho = 0$ kg/m^3
Ambient Temperature：23.5 ℃

DASY5 Configuration:
- Probe: AM1DV3 - 3130; ; Calibrated: 2018/11/20
- Sensor-Surface: 0mm (Fix Surface)
- Electronics: DAE4 Sn854; Calibrated: 2018/6/14
- Phantom: HAC Test Arch with AMCC; Type: SD HAC P01 BA;
- Measurement SW: DASY52, Version 52.10 (1);SEMCAD X Version 14.6.11 (7439)

General Scans/z (axial) 4.2mm 50 x 50/ABM Interpolated SNR(x,y,z) (121x121x1): Interpolated grid: dx=1.000 mm, dy=1.000 mm
ABM1/ABM2 = 38.44 dB
ABM1 comp = 0.45 dBA/m
Location: -0.2, 0.9, 3.7 mm

0 dB = 83.55 = 38.44 dB

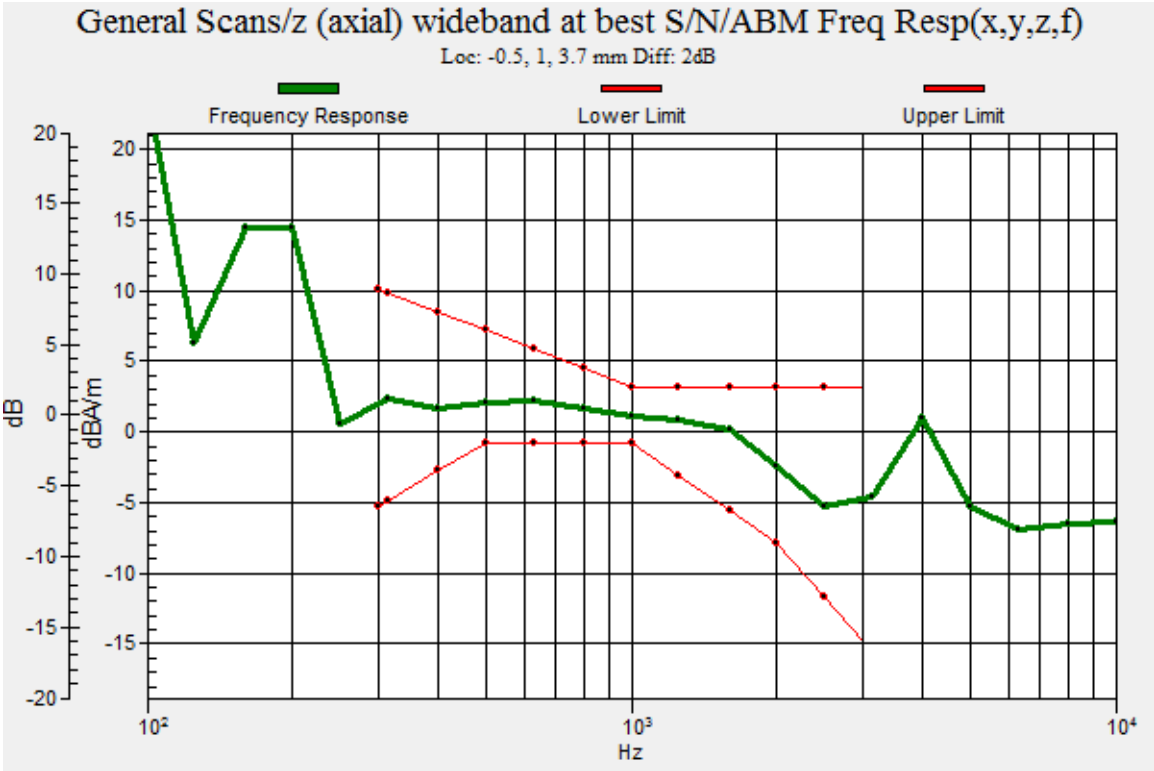
General Scans/z (axial) wideband at best S/N/ABM Freq Resp(x,y,z,f)
Loc: -0.5, 1, 3.7 mm Diff: 2dB
Frequency Response
Lower Limit
Upper Limit
dB
dBA/m
Hz

#03_HAC_T-Coil_WCDMA II_Voice_Ch9400_Transversal (Y)

Communication System: WCDMA ; Frequency: 1880 MHz
Medium: Air Medium parameters used: $\sigma = 0$ S/m, $\varepsilon_r = 1$; $\rho = 0$ kg/m^3
Ambient Temperature：23.5 ℃

DASY5 Configuration:
- Probe: AM1DV3 - 3130; ; Calibrated: 2018/11/20
- Sensor-Surface: 0mm (Fix Surface)
- Electronics: DAE4 Sn854; Calibrated: 2018/6/14
- Phantom: HAC Test Arch with AMCC; Type: SD HAC P01 BA;
- Measurement SW: DASY52, Version 52.10 (1);SEMCAD X Version 14.6.11 (7439)

General Scans/y (transversal) 4.2mm 50 x 50/ABM Interpolated SNR(x,y,z) (121x121x1): Interpolated grid: dx=1.000 mm, dy=1.000 mm
ABM1/ABM2 = 37.75 dB
ABM1 comp = -6.03 dBA/m
Location: 1.2, -6.1, 3.7 mm

0 dB = 77.15 = 37.75 dB

#04_HAC_T-Coil_WCDMA IV_Voice_Ch1413_Axial (Z)

Communication System: WCDMA ; Frequency: 1732.6 MHz
Medium: Air Medium parameters used: $\sigma = 0$ S/m, $\varepsilon_r = 1$; $\rho = 0$ kg/m^3
Ambient Temperature：23.5 ℃

DASY5 Configuration:
- Probe: AM1DV3 - 3130; ; Calibrated: 2018/11/20
- Sensor-Surface: 0mm (Fix Surface)
- Electronics: DAE4 Sn854; Calibrated: 2018/6/14
- Phantom: HAC Test Arch with AMCC; Type: SD HAC P01 BA;
- Measurement SW: DASY52, Version 52.10 (1);SEMCAD X Version 14.6.11 (7439)

General Scans/z (axial) 4.2mm 50 x 50/ABM Interpolated SNR(x,y,z) (121x121x1): Interpolated grid: dx=1.000 mm, dy=1.000 mm
ABM1/ABM2 = 39.97 dB
ABM1 comp = -0.42 dBA/m
Location: -1.6, 1.6, 3.7 mm

0 dB = 99.60 = 39.97 dB

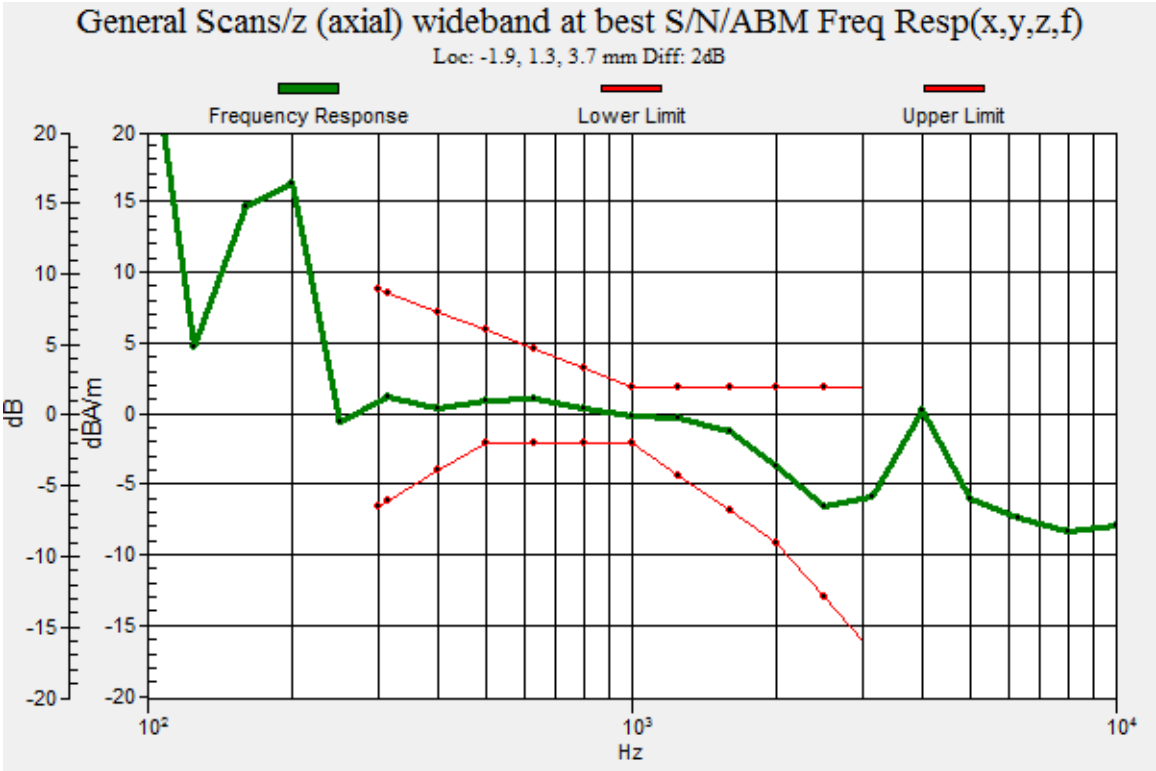
General Scans/z (axial) wideband at best S/N/ABM Freq Resp(x,y,z,f)
Loc: -1.9, 1.3, 3.7 mm Diff: 2dB
Frequency Response
Lower Limit
Upper Limit
dB
dBA/m
20
15
10
5
0
-5
-10
-15
-20
10^2
10^3
10^4
Hz

#04_HAC_T-Coil_WCDMA IV_Voice_Ch1413_Transversal (Y)

Communication System: WCDMA ; Frequency: 1732.6 MHz
Medium: Air Medium parameters used: $\sigma = 0$ S/m, $\varepsilon_r = 1$; $\rho = 0$ kg/m^3
Ambient Temperature：23.5 ℃

DASY5 Configuration:
- Probe: AM1DV3 - 3130; ; Calibrated: 2018/11/20
- Sensor-Surface: 0mm (Fix Surface)
- Electronics: DAE4 Sn854; Calibrated: 2018/6/14
- Phantom: HAC Test Arch with AMCC; Type: SD HAC P01 BA;
- Measurement SW: DASY52, Version 52.10 (1);SEMCAD X Version 14.6.11 (7439)

General Scans/y (transversal) 4.2mm 50 x 50/ABM Interpolated SNR(x,y,z) (121x121x1): Interpolated grid: dx=1.000 mm, dy=1.000 mm
ABM1/ABM2 = 36.73 dB
ABM1 comp = -8.02 dBA/m
Location: -0.9, -8.2, 3.7 mm

0 dB = 68.67 = 36.74 dB

#05_HAC_T-Coil_WCDMA V_Voice_Ch4182_Axial (Z)

Communication System: WCDMA ; Frequency: 836.4 MHz
Medium: Air Medium parameters used: $\sigma = 0$ S/m, $\varepsilon_r = 1$; $\rho = 0$ kg/m^3
Ambient Temperature：23.5 ℃

DASY5 Configuration:
- Probe: AM1DV3 - 3130; ; Calibrated: 2018/11/20
- Sensor-Surface: 0mm (Fix Surface)
- Electronics: DAE4 Sn854; Calibrated: 2018/6/14
- Phantom: HAC Test Arch with AMCC; Type: SD HAC P01 BA;
- Measurement SW: DASY52, Version 52.10 (1);SEMCAD X Version 14.6.11 (7439)

General Scans/z (axial) 4.2mm 50 x 50/ABM Interpolated SNR(x,y,z) (121x121x1): Interpolated grid: dx=1.000 mm, dy=1.000 mm
ABM1/ABM2 = 39.01 dB
ABM1 comp = 0.21 dBA/m
Location: -0.9, 2.3, 3.7 mm

0 dB = 89.24 = 39.01 dB

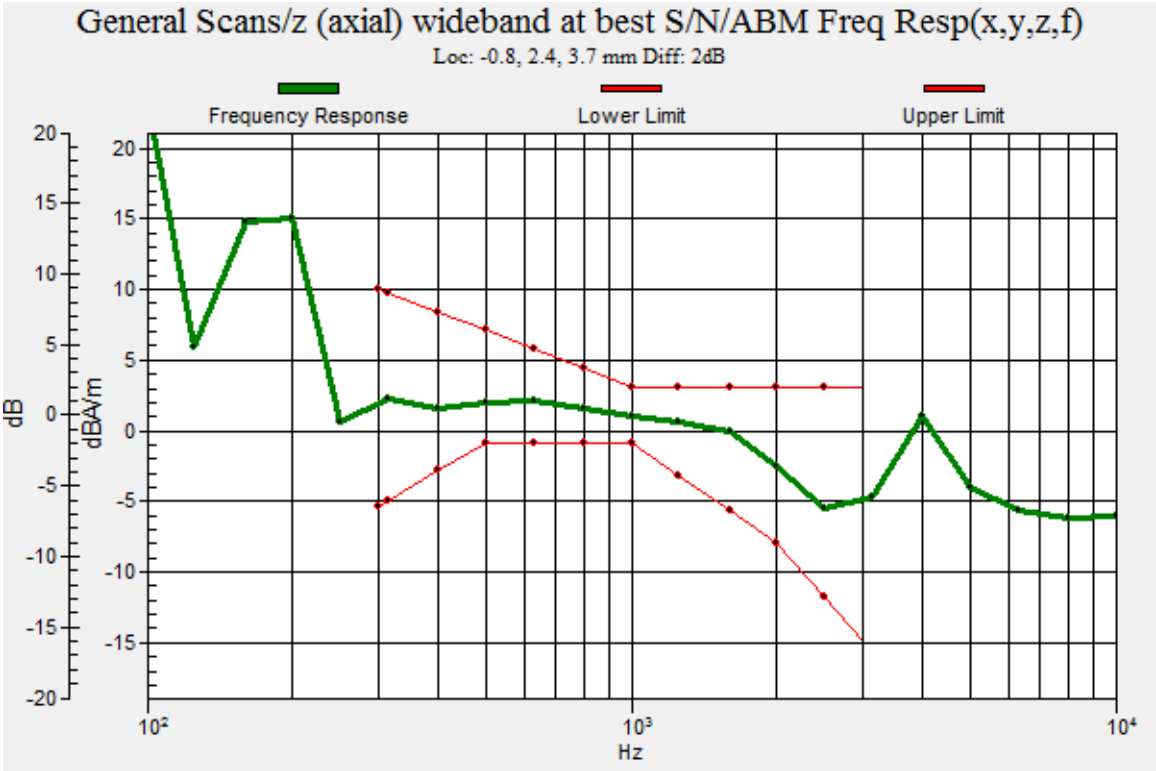
General Scans/z (axial) wideband at best S/N/ABM Freq Resp(x,y,z,f)
Loc: -0.8, 2.4, 3.7 mm Diff: 2dB
Frequency Response
Lower Limit
Upper Limit
dB
dBA/m
20
15
10
5
0
-5
-10
-15
-20
10^2
10^3
10^4
Hz

#05_HAC_T-Coil_WCDMA V_Voice_Ch4182_Transversal (Y)

Communication System: WCDMA ; Frequency: 836.4 MHz
Medium: Air Medium parameters used: $\sigma = 0$ S/m, $\varepsilon_r = 1$; $\rho = 0$ kg/m^3
Ambient Temperature：23.5 ℃

DASY5 Configuration:
- Probe: AM1DV3 - 3130; ; Calibrated: 2018/11/20
- Sensor-Surface: 0mm (Fix Surface)
- Electronics: DAE4 Sn854; Calibrated: 2018/6/14
- Phantom: HAC Test Arch with AMCC; Type: SD HAC P01 BA;
- Measurement SW: DASY52, Version 52.10 (1);SEMCAD X Version 14.6.11 (7439)

General Scans/y (transversal) 4.2mm 50 x 50/ABM Interpolated SNR(x,y,z) (121x121x1): Interpolated grid: dx=1.000 mm, dy=1.000 mm
ABM1/ABM2 = 37.43 dB
ABM1 comp = -6.64 dBA/m
Location: -0.2, -6.1, 3.7 mm

0 dB = 74.39 = 37.43 dB

#28_HAC_T-Coil_CDMA BC0_RC1+SO68 Voice codec8K Enhanced low_Ch384_Axial (Z)

Communication System: CDMA T-Coil ; Frequency: 836.52 MHz
Medium: Air Medium parameters used: $\sigma = 0$ S/m, $\varepsilon_r = 1$; $\rho = 0$ kg/m^3
Ambient Temperature：23.5 ℃

DASY5 Configuration:
- Probe: AM1DV3 - 3130; ; Calibrated: 2018/11/20
- Sensor-Surface: 0mm (Fix Surface)
- Electronics: DAE4 Sn854; Calibrated: 2018/6/14
- Phantom: HAC Test Arch with AMCC; Type: SD HAC P01 BA;
- Measurement SW: DASY52, Version 52.10 (1);SEMCAD X Version 14.6.11 (7439)

General Scans/z (axial) 4.2mm 50 x 50/ABM Interpolated SNR(x,y,z) (121x121x1): Interpolated grid: dx=1.000 mm, dy=1.000 mm
ABM1/ABM2 = 41.07 dB
ABM1 comp = 1.22 dBA/m
Location: 1.9, 3, 3.7 mm

0 dB = 113.2 = 41.08 dB

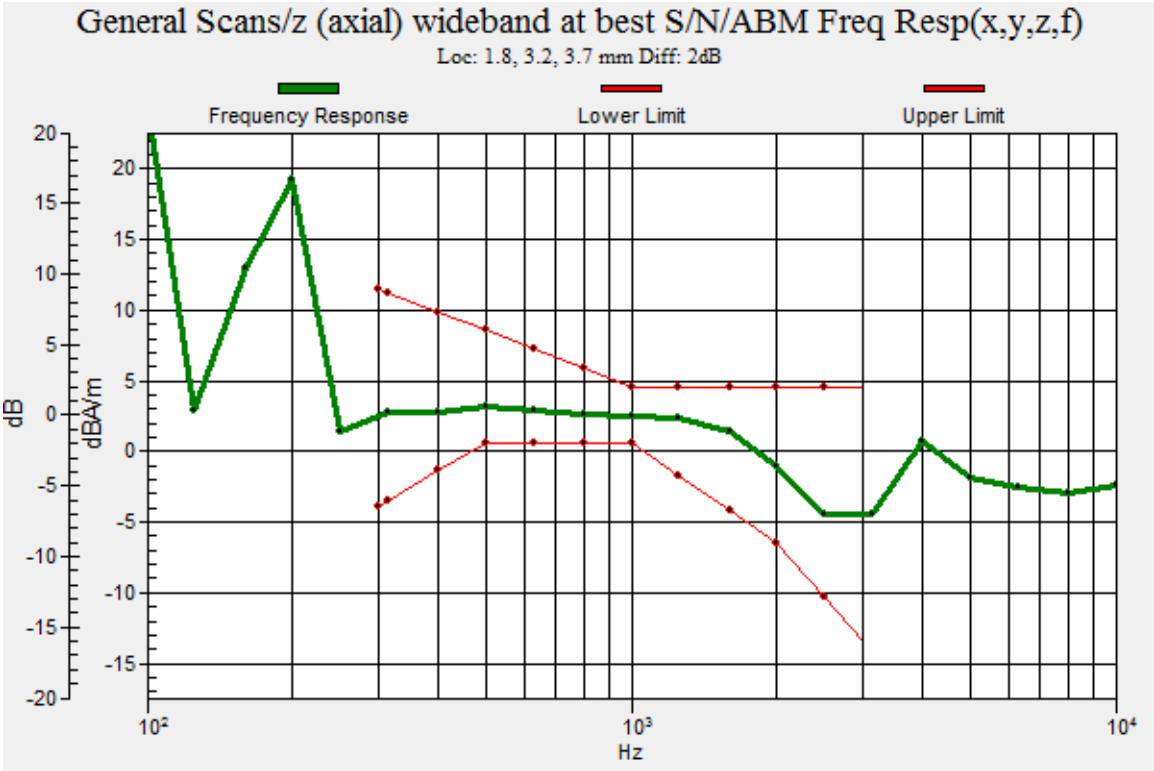
General Scans/z (axial) wideband at best S/N/ABM Freq Resp(x,y,z,f)
Loc: 1.8, 3.2, 3.7 mm Diff: 2dB
Frequency Response
Lower Limit
Upper Limit
dB
dBA/m
Hz

#28_HAC_T-Coil_CDMA BC0_RC1+SO68 Voice codec8K Enhanced low_Ch384_Transversal (Y)

Communication System: CDMA T-Coil ; Frequency: 836.52 MHz
Medium: Air Medium parameters used: $\sigma = 0$ S/m, $\varepsilon_r = 1$; $\rho = 0$ kg/m^3
Ambient Temperature：23.5 ℃

DASY5 Configuration:
- Probe: AM1DV3 - 3130; ; Calibrated: 2018/11/20
- Sensor-Surface: 0mm (Fix Surface)
- Electronics: DAE4 Sn854; Calibrated: 2018/6/14
- Phantom: HAC Test Arch with AMCC; Type: SD HAC P01 BA;
- Measurement SW: DASY52, Version 52.10 (1);SEMCAD X Version 14.6.11 (7439)

General Scans/y (transversal) 4.2mm 50 x 50/ABM Interpolated SNR(x,y,z) (121x121x1): Interpolated grid: dx=1.000 mm, dy=1.000 mm
ABM1/ABM2 = 30.13 dB
ABM1 comp = -13.92 dBA/m
Location: 1.2, -17.3, 3.7 mm

0 dB = 32.10 = 30.13 dB

#29_HAC_T-Coil_CDMA BC1_RC1+SO68 Voice codec8K Enhanced low_Ch600_Axial (Z)

Communication System: CDMA T-Coil ; Frequency: 1880 MHz
Medium: Air Medium parameters used: $\sigma = 0$ S/m, $\varepsilon_r = 1$; $\rho = 0$ kg/m^3
Ambient Temperature：23.5 ℃

DASY5 Configuration:
- Probe: AM1DV3 - 3130; ; Calibrated: 2018/11/20
- Sensor-Surface: 0mm (Fix Surface)
- Electronics: DAE4 Sn854; Calibrated: 2018/6/14
- Phantom: HAC Test Arch with AMCC; Type: SD HAC P01 BA;
- Measurement SW: DASY52, Version 52.10 (1);SEMCAD X Version 14.6.11 (7439)

General Scans/z (axial) 4.2mm 50 x 50/ABM Interpolated SNR(x,y,z) (121x121x1): Interpolated grid: dx=1.000 mm, dy=1.000 mm
ABM1/ABM2 = 41.04 dB
ABM1 comp = 1.50 dBA/m
Location: 3.3, 3, 3.7 mm

0 dB = 112.7 = 41.04 dB

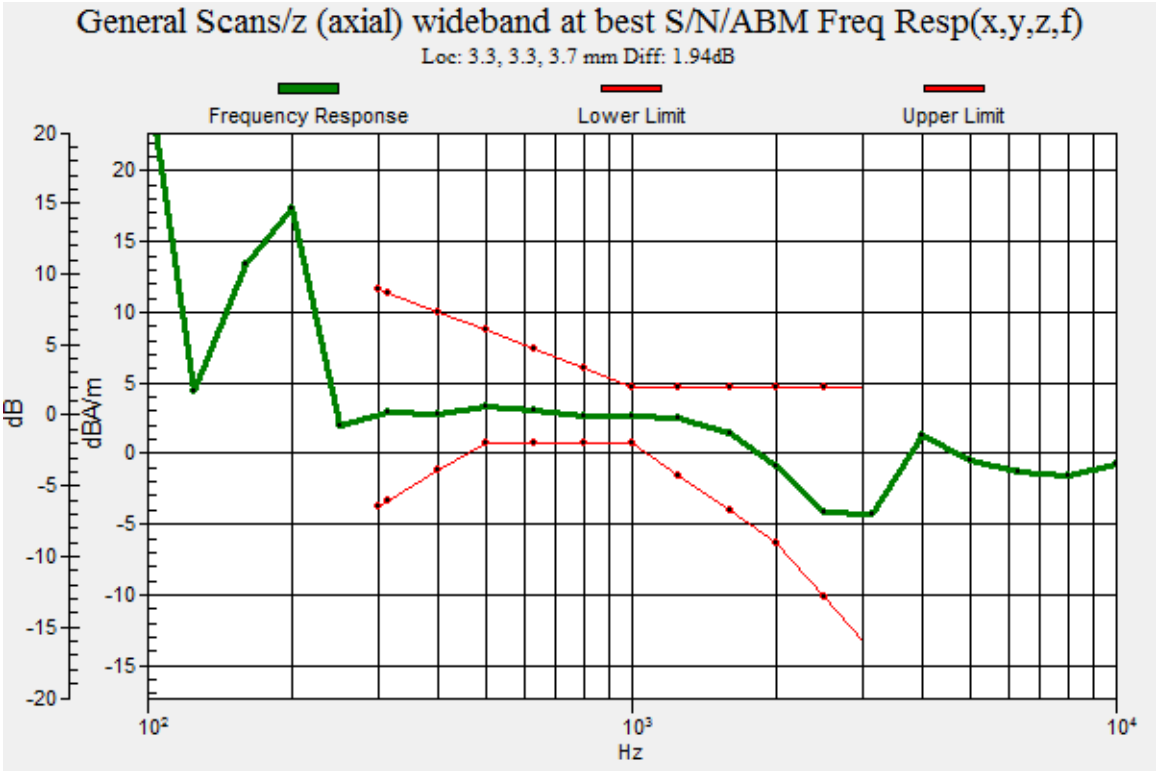
General Scans/z (axial) wideband at best S/N/ABM Freq Resp(x,y,z,f)
Loc: 3.3, 3.3, 3.7 mm Diff: 1.94dB
Frequency Response
Lower Limit
Upper Limit
dB
dBA/m
Hz

#29_HAC_T-Coil_CDMA BC1_RC1+SO68 Voice codec8K Enhanced low_Ch600_Transversal (Y)

Communication System: CDMA T-Coil ; Frequency: 1880 MHz
Medium: Air Medium parameters used: $\sigma = 0$ S/m, $\varepsilon_r = 1$; $\rho = 0$ kg/m^3
Ambient Temperature：23.5 ℃

DASY5 Configuration:
- Probe: AM1DV3 - 3130; ; Calibrated: 2018/11/20
- Sensor-Surface: 0mm (Fix Surface)
- Electronics: DAE4 Sn854; Calibrated: 2018/6/14
- Phantom: HAC Test Arch with AMCC; Type: SD HAC P01 BA;
- Measurement SW: DASY52, Version 52.10 (1);SEMCAD X Version 14.6.11 (7439)

General Scans/y (transversal) 4.2mm 50 x 50/ABM Interpolated SNR(x,y,z) (121x121x1): Interpolated grid: dx=1.000 mm, dy=1.000 mm
ABM1/ABM2 = 28.26 dB
ABM1 comp = -15.96 dBA/m
Location: -9.3, -11.7, 3.7 mm

0 dB = 25.89 = 28.26 dB

#30_HAC_T-Coil_CDMA BC10_RC1+SO68 Voice codec8K Enhanced low_Ch580_Axial (Z)

Communication System: CDMA T-Coil ; Frequency: 820.5 MHz
Medium: Air Medium parameters used: $\sigma = 0$ S/m, $\varepsilon_r = 1$; $\rho = 0$ kg/m^3
Ambient Temperature：23.5 ℃

DASY5 Configuration:
- Probe: AM1DV3 - 3130; ; Calibrated: 2018/11/20
- Sensor-Surface: 0mm (Fix Surface)
- Electronics: DAE4 Sn854; Calibrated: 2018/6/14
- Phantom: HAC Test Arch with AMCC; Type: SD HAC P01 BA;
- Measurement SW: DASY52, Version 52.10 (1);SEMCAD X Version 14.6.11 (7439)

General Scans/z (axial) 4.2mm 50 x 50/ABM Interpolated SNR(x,y,z) (121x121x1): Interpolated grid: dx=1.000 mm, dy=1.000 mm
ABM1/ABM2 = 41.81 dB
ABM1 comp = 1.07 dBA/m
Location: 1.2, 3, 3.7 mm

0 dB = 123.2 = 41.81 dB

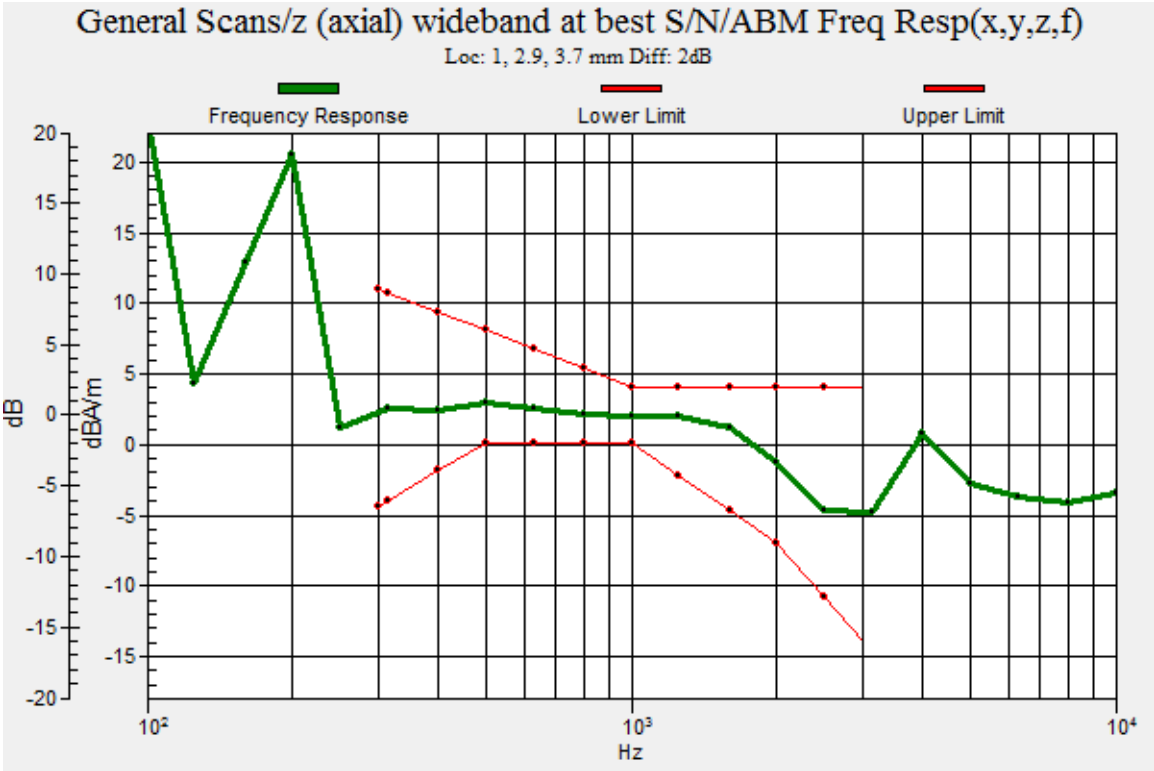
General Scans/z (axial) wideband at best S/N/ABM Freq Resp(x,y,z,f)
Loc: 1, 2.9, 3.7 mm Diff: 2dB
Frequency Response
Lower Limit
Upper Limit
dB
dBA/m
Hz

#30_HAC_T-Coil_CDMA BC10_RC1+SO68 Voice codec8K Enhanced low_Ch580_Transversal (Y)

Communication System: CDMA T-Coil ; Frequency: 820.5 MHz
Medium: Air Medium parameters used: $\sigma = 0$ S/m, $\varepsilon_r = 1$; $\rho = 0$ kg/m^3
Ambient Temperature：23.5 ℃

DASY5 Configuration:
- Probe: AM1DV3 - 3130; ; Calibrated: 2018/11/20
- Sensor-Surface: 0mm (Fix Surface)
- Electronics: DAE4 Sn854; Calibrated: 2018/6/14
- Phantom: HAC Test Arch with AMCC; Type: SD HAC P01 BA;
- Measurement SW: DASY52, Version 52.10 (1);SEMCAD X Version 14.6.11 (7439)

General Scans/y (transversal) 4.2mm 50 x 50/ABM Interpolated SNR(x,y,z) (121x121x1): Interpolated grid: dx=1.000 mm, dy=1.000 mm
ABM1/ABM2 = 31.58 dB
ABM1 comp = -13.95 dBA/m
Location: -7.2, -11.7, 3.7 mm

0 dB = 37.94 = 31.58 dB

#06_HAC_T-Coil_LTE Band 7_20M_QPSK_1_0_Ch21100_Axial (Z)

Communication System: LTE; Frequency: 2535 MHz
Medium: Air Medium parameters used: $\sigma = 0$ S/m, $\varepsilon_r = 1$; $\rho = 0$ kg/m^3
Ambient Temperature：23.5 ℃

DASY5 Configuration:
- Probe: AM1DV3 - 3130; ; Calibrated: 2018/11/20
- Sensor-Surface: 0mm (Fix Surface)
- Electronics: DAE4 Sn854; Calibrated: 2018/6/14
- Phantom: HAC Test Arch with AMCC; Type: SD HAC P01 BA;
- Measurement SW: DASY52, Version 52.10 (1);SEMCAD X Version 14.6.11 (7439)

General Scans/z (axial) 4.2mm 50 x 50/ABM Interpolated SNR(x,y,z) (121x121x1): Interpolated grid: dx=1.000 mm, dy=1.000 mm
ABM1/ABM2 = 36.38 dB
ABM1 comp = -0.00 dBA/m
Location: 1.2, 1.6, 3.7 mm

0 dB = 65.91 = 36.38 dB

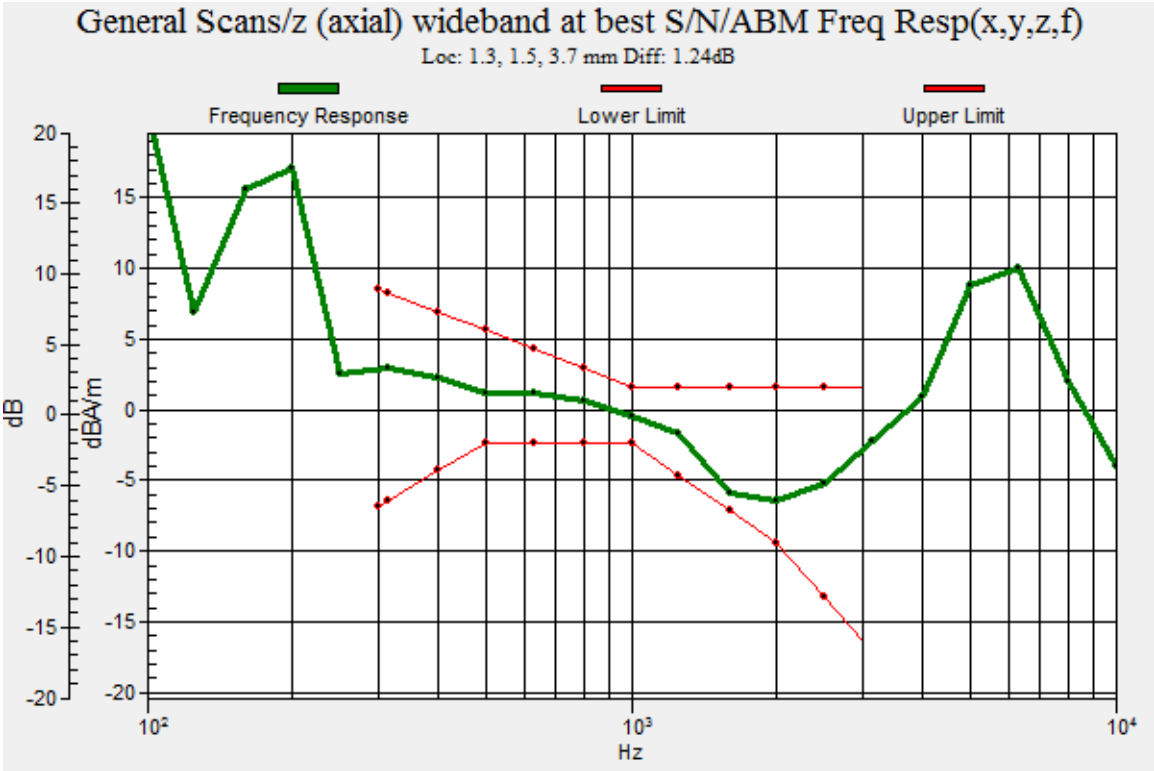
General Scans/z (axial) wideband at best S/N/ABM Freq Resp(x,y,z,f)
Loc: 1.3, 1.5, 3.7 mm Diff: 1.24dB
Frequency Response
Lower Limit
Upper Limit
dB
dBA/m
Hz

#06_HAC_T-Coil_LTE Band 7_20M_QPSK_1_0_Ch21100_Transversal (Y)

Communication System: LTE; Frequency: 2535 MHz
Medium: Air Medium parameters used: $\sigma = 0$ S/m, $\varepsilon_r = 1$; $\rho = 0$ kg/m^3
Ambient Temperature：23.5 ℃

DASY5 Configuration:
- Probe: AM1DV3 - 3130; ; Calibrated: 2018/11/20
- Sensor-Surface: 0mm (Fix Surface)
- Electronics: DAE4 Sn854; Calibrated: 2018/6/14
- Phantom: HAC Test Arch with AMCC; Type: SD HAC P01 BA;
- Measurement SW: DASY52, Version 52.10 (1);SEMCAD X Version 14.6.11 (7439)

General Scans/y (transversal) 4.2mm 50 x 50/ABM Interpolated SNR(x,y,z) (121x121x1): Interpolated grid: dx=1.000 mm, dy=1.000 mm
ABM1/ABM2 = 34.50 dB
ABM1 comp = -9.26 dBA/m
Location: -0.9, -7.5, 3.7 mm

0 dB = 53.08 = 34.50 dB

#07_HAC_T-Coil_LTE Band 12_10M_QPSK_1_0_Ch23095_Axial (Z)

Communication System: LTE; Frequency: 707.5 MHz
Medium: Air Medium parameters used: $\sigma = 0$ S/m, $\varepsilon_r = 1$; $\rho = 0$ kg/m^3
Ambient Temperature：23.5 ℃

DASY5 Configuration:
- Probe: AM1DV3 - 3130; ; Calibrated: 2018/11/20
- Sensor-Surface: 0mm (Fix Surface)
- Electronics: DAE4 Sn854; Calibrated: 2018/6/14
- Phantom: HAC Test Arch with AMCC; Type: SD HAC P01 BA;
- Measurement SW: DASY52, Version 52.10 (1);SEMCAD X Version 14.6.11 (7439)

General Scans/z (axial) 4.2mm 50 x 50/ABM Interpolated SNR(x,y,z) (121x121x1): Interpolated grid: dx=1.000 mm, dy=1.000 mm
ABM1/ABM2 = 35.34 dB
ABM1 comp = 0.08 dBA/m
Location: 3.3, 3, 3.7 mm



0 dB = 1.00 dB

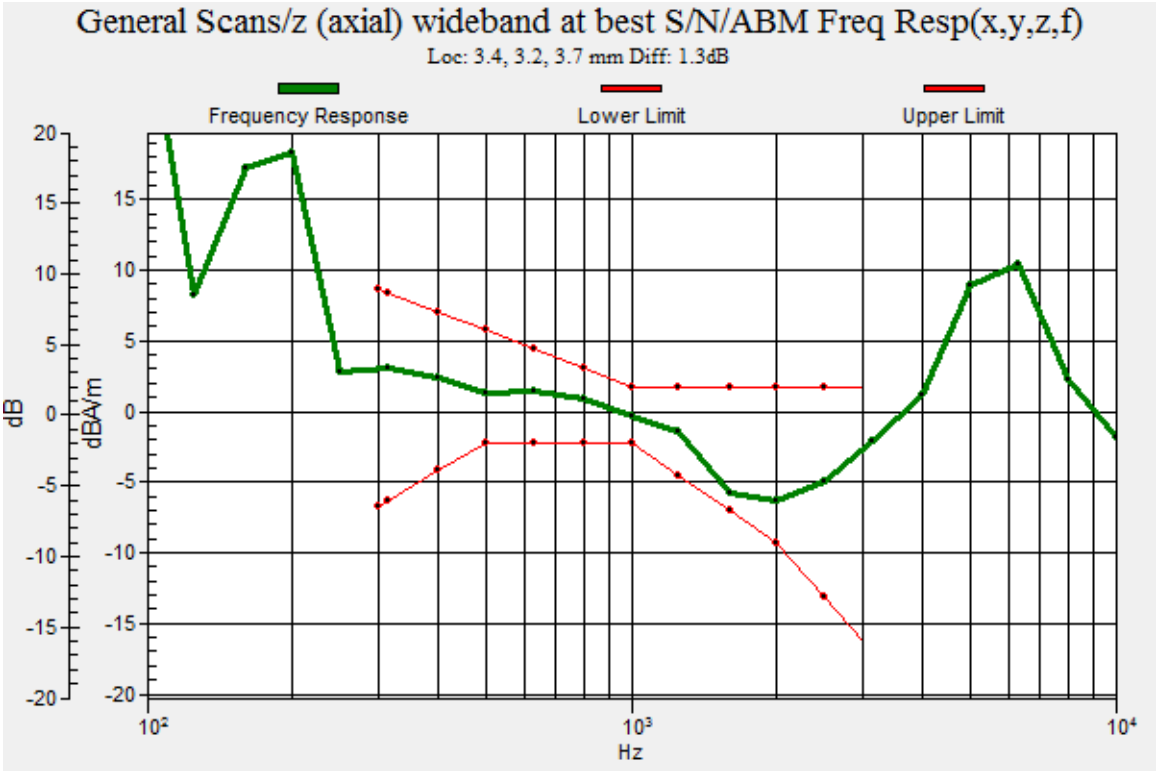
General Scans/z (axial) wideband at best S/N/ABM Freq Resp(x,y,z,f)
Loc: 3.4, 3.2, 3.7 mm Diff: 1.3dB
Frequency Response
Lower Limit
Upper Limit
dB
dBA/m
20
15
10
5
0
-5
-10
-15
-20
10^2
10^3
10^4
Hz

#07_HAC_T-Coil_LTE Band 12_10M_QPSK_1_0_Ch23095_Transversal (Y)

Communication System: LTE; Frequency: 707.5 MHz
Medium: Air Medium parameters used: $\sigma = 0$ S/m, $\varepsilon_r = 1$; $\rho = 0$ kg/m^3
Ambient Temperature：23.5 ℃

DASY5 Configuration:
- Probe: AM1DV3 - 3130; ; Calibrated: 2018/11/20
- Sensor-Surface: 0mm (Fix Surface)
- Electronics: DAE4 Sn854; Calibrated: 2018/6/14
- Phantom: HAC Test Arch with AMCC; Type: SD HAC P01 BA;
- Measurement SW: DASY52, Version 52.10 (1);SEMCAD X Version 14.6.11 (7439)

General Scans/y (transversal) 4.2mm 50 x 50/ABM Interpolated SNR(x,y,z) (121x121x1): Interpolated grid: dx=1.000 mm, dy=1.000 mm
ABM1/ABM2 = 34.12 dB
ABM1 comp = -9.44 dBA/m
Location: -0.2, -7.5, 3.7 mm

0 dB = 50.84 = 34.12 dB

#08_HAC_T-Coil_LTE Band 13_10M_QPSK_1_0_Ch23230_Axial (Z)

Communication System: LTE; Frequency: 782 MHz
Medium: Air Medium parameters used: $\sigma = 0$ S/m, $\varepsilon_r = 1$; $\rho = 0$ kg/m^3
Ambient Temperature：23.5 ℃

DASY5 Configuration:
- Probe: AM1DV3 - 3130; ; Calibrated: 2018/11/20
- Sensor-Surface: 0mm (Fix Surface)
- Electronics: DAE4 Sn854; Calibrated: 2018/6/14
- Phantom: HAC Test Arch with AMCC; Type: SD HAC P01 BA;
- Measurement SW: DASY52, Version 52.10 (1);SEMCAD X Version 14.6.11 (7439)

General Scans/z (axial) 4.2mm 50 x 50/ABM Interpolated SNR(x,y,z) (121x121x1): Interpolated grid: dx=1.000 mm, dy=1.000 mm
ABM1/ABM2 = 36.16 dB
ABM1 comp = -0.27 dBA/m
Location: 1.9, 3, 3.7 mm

0 dB = 64.27 = 36.16 dB

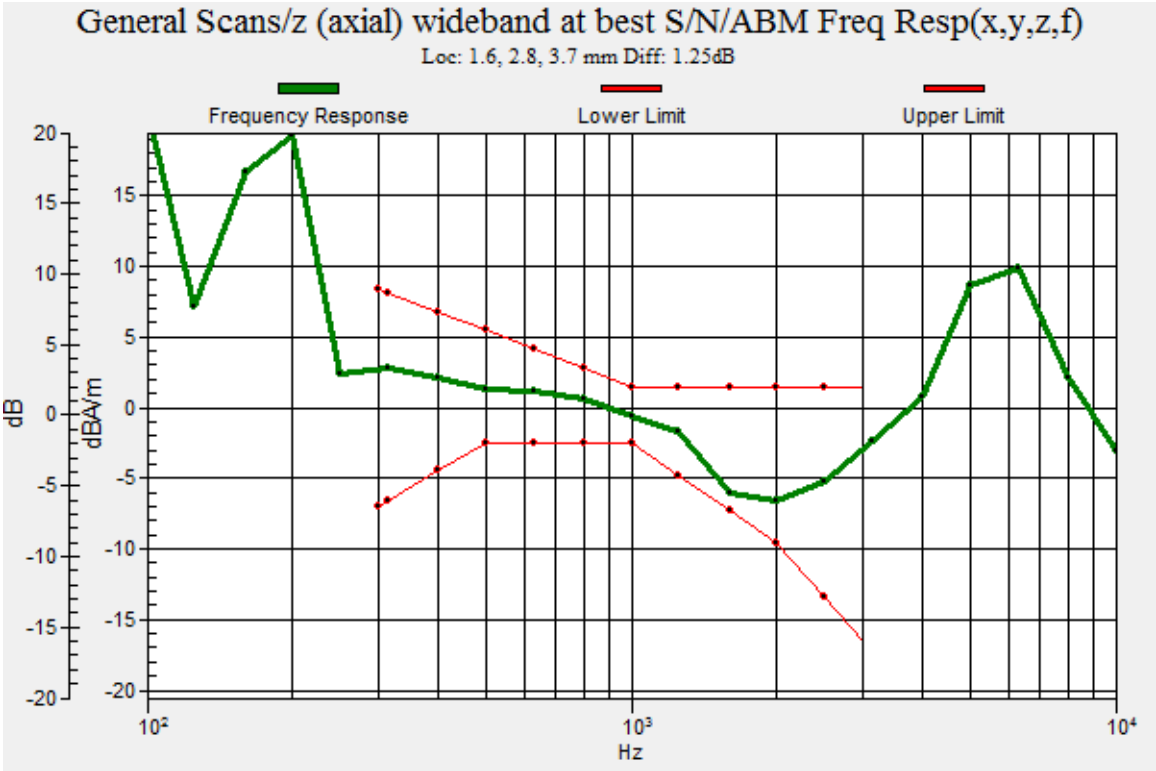
General Scans/z (axial) wideband at best S/N/ABM Freq Resp(x,y,z,f)
Loc: 1.6, 2.8, 3.7 mm Diff: 1.25dB
Frequency Response
Lower Limit
Upper Limit
dB
dBA/m
Hz

#08_HAC_T-Coil_LTE Band 13_10M_QPSK_1_0_Ch23230_Transversal (Y)

Communication System: LTE; Frequency: 782 MHz
Medium: Air Medium parameters used: $\sigma = 0$ S/m, $\varepsilon_r = 1$; $\rho = 0$ kg/m^3
Ambient Temperature：23.5 ℃

DASY5 Configuration:
- Probe: AM1DV3 - 3130; ; Calibrated: 2018/11/20
- Sensor-Surface: 0mm (Fix Surface)
- Electronics: DAE4 Sn854; Calibrated: 2018/6/14
- Phantom: HAC Test Arch with AMCC; Type: SD HAC P01 BA;
- Measurement SW: DASY52, Version 52.10 (1);SEMCAD X Version 14.6.11 (7439)

General Scans/y (transversal) 4.2mm 50 x 50/ABM Interpolated SNR(x,y,z) (121x121x1): Interpolated grid: dx=1.000 mm, dy=1.000 mm
ABM1/ABM2 = 34.03 dB
ABM1 comp = -9.05 dBA/m
Location: 0.5, -6.8, 3.7 mm

0 dB = 50.28 = 34.03 dB

#09_HAC_T-Coil_LTE Band 25_20M_QPSK_1_0_Ch26340_Axial (Z)

Communication System: LTE; Frequency: 1880 MHz
Medium: Air Medium parameters used: $\sigma = 0$ S/m, $\varepsilon_r = 1$; $\rho = 0$ kg/m^3
Ambient Temperature：23.5 ℃

DASY5 Configuration:
- Probe: AM1DV3 - 3130; ; Calibrated: 2018/11/20
- Sensor-Surface: 0mm (Fix Surface)
- Electronics: DAE4 Sn854; Calibrated: 2018/6/14
- Phantom: HAC Test Arch with AMCC; Type: SD HAC P01 BA;
- Measurement SW: DASY52, Version 52.10 (1);SEMCAD X Version 14.6.11 (7439)

General Scans/z (axial) 4.2mm 50 x 50/ABM Interpolated SNR(x,y,z) (121x121x1): Interpolated grid: dx=1.000 mm, dy=1.000 mm
ABM1/ABM2 = 36.74 dB
ABM1 comp = -0.47 dBA/m
Location: 0.5, 2.3, 3.7 mm

0 dB = 1.00 dB

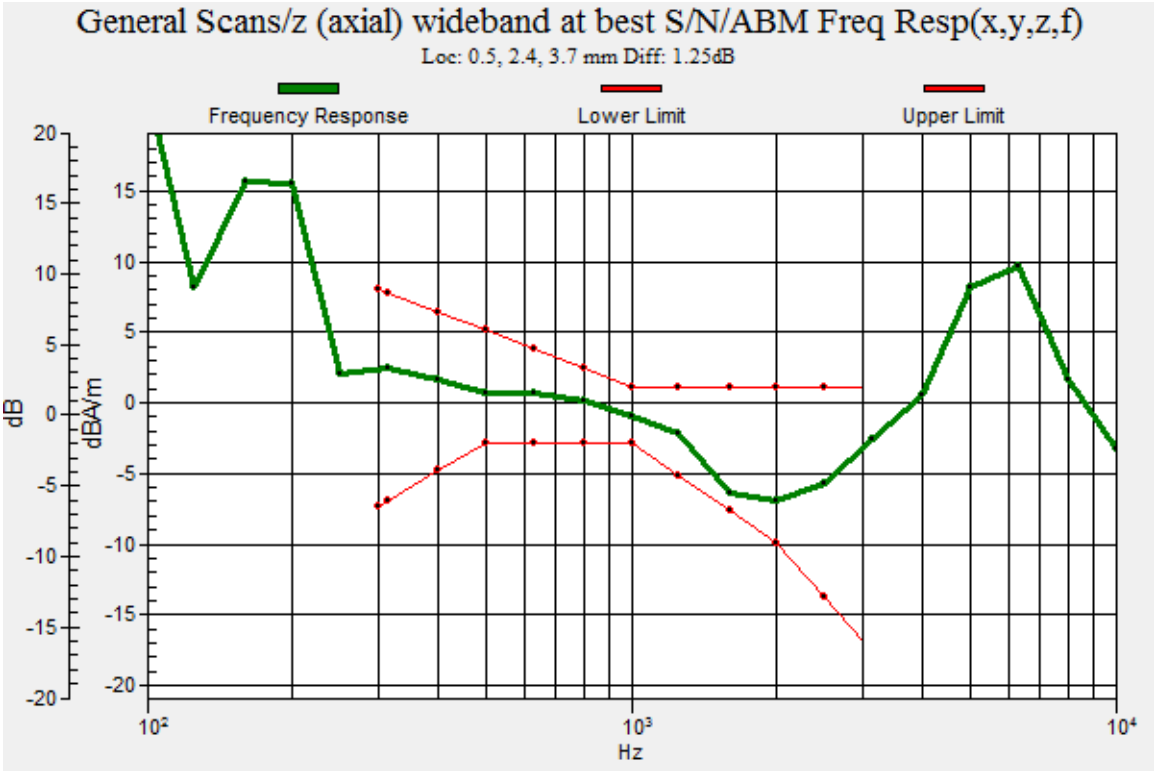
General Scans/z (axial) wideband at best S/N/ABM Freq Resp(x,y,z,f)
Loc: 0.5, 2.4, 3.7 mm Diff: 1.25dB
Frequency Response
Lower Limit
Upper Limit
dB
dBA/m
Hz

#09_HAC_T-Coil_LTE Band 25_20M_QPSK_1_0_Ch26340_Transversal (Y)

Communication System: LTE; Frequency: 1880 MHz
Medium: Air Medium parameters used: $\sigma = 0$ S/m, $\varepsilon_r = 1$; $\rho = 0$ kg/m^3
Ambient Temperature：23.5 ℃

DASY5 Configuration:
- Probe: AM1DV3 - 3130; ; Calibrated: 2018/11/20
- Sensor-Surface: 0mm (Fix Surface)
- Electronics: DAE4 Sn854; Calibrated: 2018/6/14
- Phantom: HAC Test Arch with AMCC; Type: SD HAC P01 BA;
- Measurement SW: DASY52, Version 52.10 (1);SEMCAD X Version 14.6.11 (7439)

General Scans/y (transversal) 4.2mm 50 x 50/ABM Interpolated SNR(x,y,z) (121x121x1): Interpolated grid: dx=1.000 mm, dy=1.000 mm
ABM1/ABM2 = 34.24 dB
ABM1 comp = -9.25 dBA/m
Location: -0.9, -7.5, 3.7 mm

0 dB = 51.51 = 34.24 dB

#10_HAC_T-Coil_LTE Band 26_15M_QPSK_1_0_Ch26865_Axial (Z)

Communication System: LTE; Frequency: 830 MHz
Medium: Air Medium parameters used: $\sigma = 0$ S/m, $\varepsilon_r = 1$; $\rho = 0$ kg/m^3
Ambient Temperature：23.5 ℃

DASY5 Configuration:
- Probe: AM1DV3 - 3130; ; Calibrated: 2018/11/20
- Sensor-Surface: 0mm (Fix Surface)
- Electronics: DAE4 Sn854; Calibrated: 2018/6/14
- Phantom: HAC Test Arch with AMCC; Type: SD HAC P01 BA;
- Measurement SW: DASY52, Version 52.10 (1);SEMCAD X Version 14.6.11 (7439)

General Scans/z (axial) 4.2mm 50 x 50/ABM Interpolated SNR(x,y,z) (121x121x1): Interpolated grid: dx=1.000 mm, dy=1.000 mm
ABM1/ABM2 = 36.83 dB
ABM1 comp = 0.56 dBA/m
Location: 2.6, 2.3, 3.7 mm

0 dB = 69.43 = 36.83 dB

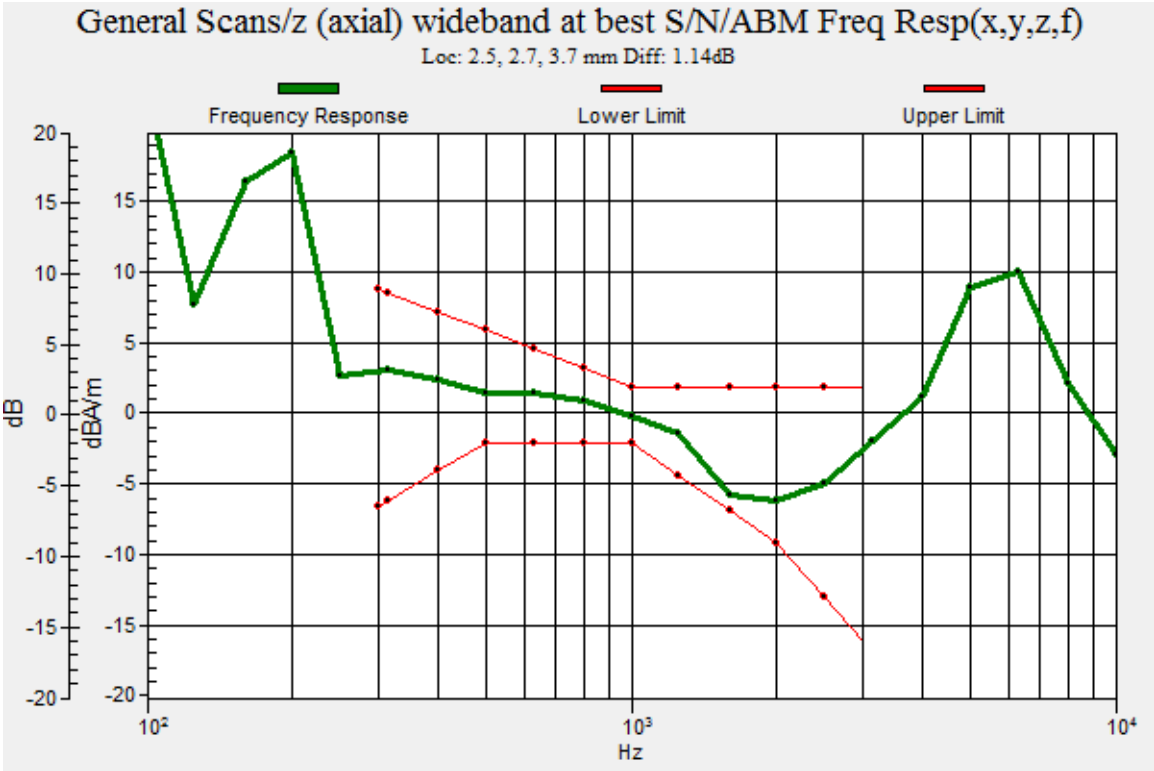
General Scans/z (axial) wideband at best S/N/ABM Freq Resp(x,y,z,f)
Loc: 2.5, 2.7, 3.7 mm Diff: 1.14dB
Frequency Response
Lower Limit
Upper Limit
dB
dBA/m
20
15
10
5
0
-5
-10
-15
-20
10^2
10^3
10^4
Hz

#10_HAC_T-Coil_LTE Band 26_15M_QPSK_1_0_Ch26865_Transversal (Y)

Communication System: LTE; Frequency: 830 MHz
Medium: Air Medium parameters used: $\sigma = 0$ S/m, $\varepsilon_r = 1$; $\rho = 0$ kg/m^3
Ambient Temperature：23.5 ℃

DASY5 Configuration:
- Probe: AM1DV3 - 3130; ; Calibrated: 2018/11/20
- Sensor-Surface: 0mm (Fix Surface)
- Electronics: DAE4 Sn854; Calibrated: 2018/6/14
- Phantom: HAC Test Arch with AMCC; Type: SD HAC P01 BA;
- Measurement SW: DASY52, Version 52.10 (1);SEMCAD X Version 14.6.11 (7439)

General Scans/y (transversal) 4.2mm 50 x 50/ABM Interpolated SNR(x,y,z) (121x121x1): Interpolated grid: dx=1.000 mm, dy=1.000 mm
ABM1/ABM2 = 33.91 dB
ABM1 comp = -9.25 dBA/m
Location: -0.9, -6.8, 3.7 mm

0 dB = 49.62 = 33.91 dB

#11_HAC_T-Coil_LTE Band 66_20M_QPSK_1_0_Ch132322_Axial (Z)

Communication System: LTE; Frequency: 1745 MHz
Medium: Air Medium parameters used: $\sigma = 0$ S/m, $\varepsilon_r = 1$; $\rho = 0$ kg/m^3
Ambient Temperature：23.5 ℃

DASY5 Configuration:
- Probe: AM1DV3 - 3130; ; Calibrated: 2018/11/20
- Sensor-Surface: 0mm (Fix Surface)
- Electronics: DAE4 Sn854; Calibrated: 2018/6/14
- Phantom: HAC Test Arch with AMCC; Type: SD HAC P01 BA;
- Measurement SW: DASY52, Version 52.10 (1);SEMCAD X Version 14.6.11 (7439)

General Scans/z (axial) 4.2mm 50 x 50/ABM Interpolated SNR(x,y,z) (121x121x1): Interpolated grid: dx=1.000 mm, dy=1.000 mm
ABM1/ABM2 = 36.23 dB
ABM1 comp = -0.49 dBA/m
Location: 0.5, 1.6, 3.7 mm



0 dB = 1.00 dB

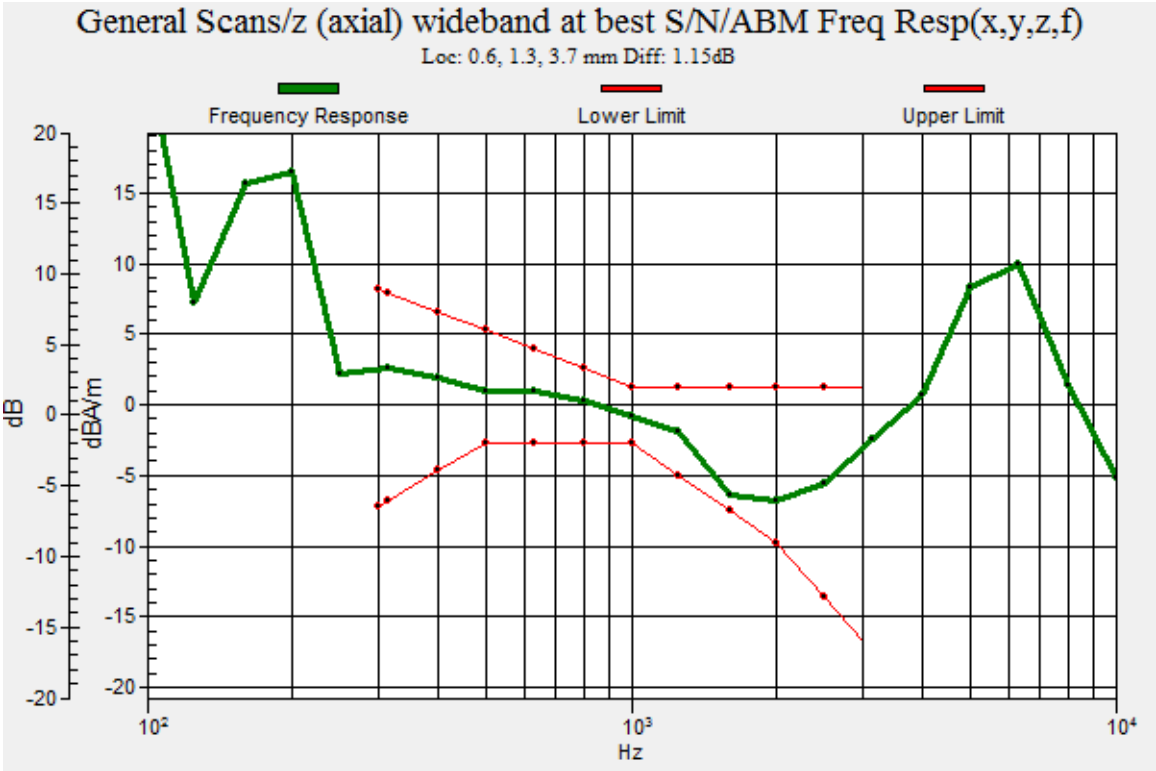
General Scans/z (axial) wideband at best S/N/ABM Freq Resp(x,y,z,f)
Loc: 0.6, 1.3, 3.7 mm Diff: 1.15dB
Frequency Response
Lower Limit
Upper Limit
dB
dBA/m
Hz

#11_HAC_T-Coil_LTE Band 66_20M_QPSK_1_0_Ch132322_Transversal (Y)

Communication System: LTE; Frequency: 1745 MHz
Medium: Air Medium parameters used: $\sigma = 0$ S/m, $\varepsilon_r = 1$; $\rho = 0$ kg/m^3
Ambient Temperature：23.5 ℃

DASY5 Configuration:
- Probe: AM1DV3 - 3130; ; Calibrated: 2018/11/20
- Sensor-Surface: 0mm (Fix Surface)
- Electronics: DAE4 Sn854; Calibrated: 2018/6/14
- Phantom: HAC Test Arch with AMCC; Type: SD HAC P01 BA;
- Measurement SW: DASY52, Version 52.10 (1);SEMCAD X Version 14.6.11 (7439)

General Scans/y (transversal) 4.2mm 50 x 50/ABM Interpolated SNR(x,y,z) (121x121x1): Interpolated grid: dx=1.000 mm, dy=1.000 mm
ABM1/ABM2 = 34.31 dB
ABM1 comp = -10.00 dBA/m
Location: -2.3, -7.5, 3.7 mm

0 dB = 51.95 = 34.31 dB

#12_HAC_T-Coil_LTE Band 71_20M_QPSK_1_0_Ch133322_Axial (Z)

Communication System: LTE; Frequency: 683 MHz
Medium: Air Medium parameters used: $\sigma = 0$ S/m, $\varepsilon_r = 1$; $\rho = 0$ kg/m^3
Ambient Temperature：23.5 ℃

DASY5 Configuration:
- Probe: AM1DV3 - 3130; ; Calibrated: 2018/11/20
- Sensor-Surface: 0mm (Fix Surface)
- Electronics: DAE4 Sn854; Calibrated: 2018/6/14
- Phantom: HAC Test Arch with AMCC; Type: SD HAC P01 BA;
- Measurement SW: DASY52, Version 52.10 (1);SEMCAD X Version 14.6.11 (7439)

General Scans/z (axial) 4.2mm 50 x 50/ABM Interpolated SNR(x,y,z) (121x121x1): Interpolated grid: dx=1.000 mm, dy=1.000 mm
ABM1/ABM2 = 36.52 dB
ABM1 comp = -0.97 dBA/m
Location: -0.2, 1.6, 3.7 mm



0 dB = 67.01 = 36.52 dB

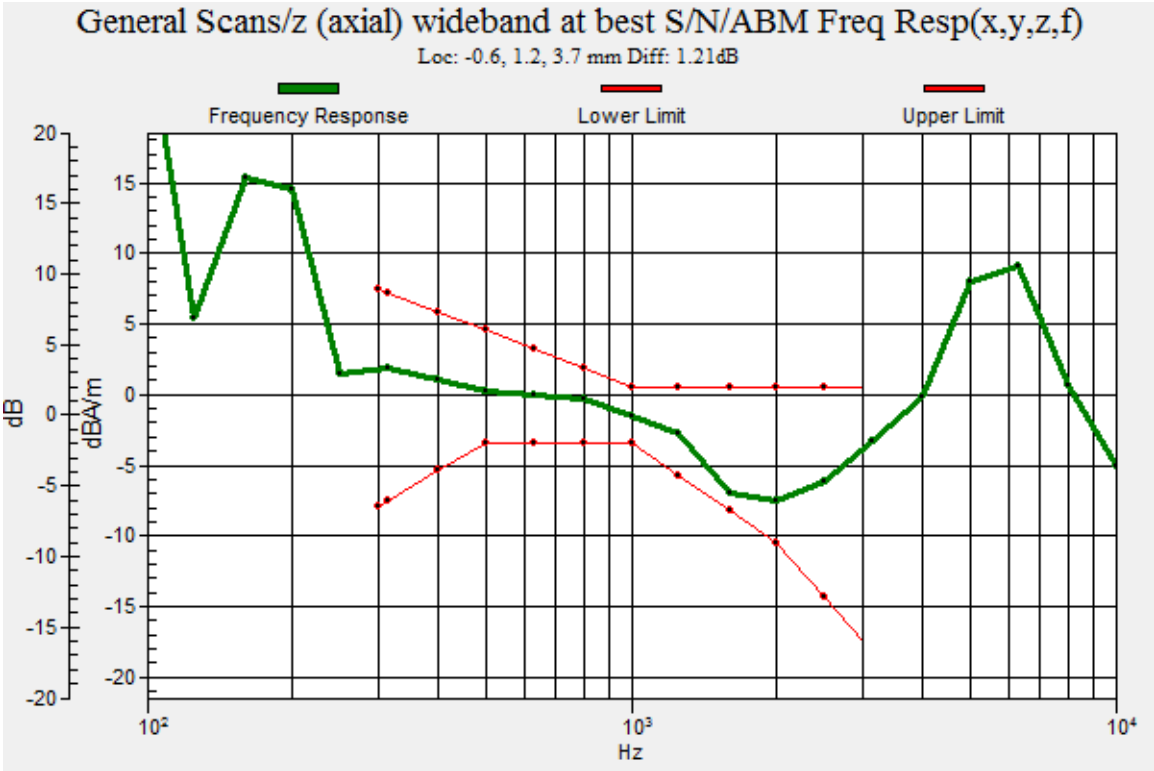
General Scans/z (axial) wideband at best S/N/ABM Freq Resp(x,y,z,f)
Loc: -0.6, 1.2, 3.7 mm Diff: 1.21dB
Frequency Response
Lower Limit
Upper Limit
dB
dBA/m
Hz

#12_HAC_T-Coil_LTE Band 71_20M_QPSK_1_0_Ch133322_Transversal (Y)

Communication System: LTE; Frequency: 683 MHz
Medium: Air Medium parameters used: $\sigma = 0$ S/m, $\varepsilon_r = 1$; $\rho = 0$ kg/m^3
Ambient Temperature：23.5 ℃

DASY5 Configuration:
- Probe: AM1DV3 - 3130; ; Calibrated: 2018/11/20
- Sensor-Surface: 0mm (Fix Surface)
- Electronics: DAE4 Sn854; Calibrated: 2018/6/14
- Phantom: HAC Test Arch with AMCC; Type: SD HAC P01 BA;
- Measurement SW: DASY52, Version 52.10 (1);SEMCAD X Version 14.6.11 (7439)

General Scans/y (transversal) 4.2mm 50 x 50/ABM Interpolated SNR(x,y,z) (121x121x1): Interpolated grid: dx=1.000 mm, dy=1.000 mm
ABM1/ABM2 = 34.48 dB
ABM1 comp = -8.85 dBA/m
Location: -0.2, -7.5, 3.7 mm

0 dB = 52.97 = 34.48 dB

#13_HAC_T-Coil_LTE Band 41_20M_QPSK_1_0_Ch40620_Axial (Z)

Communication System: LTE TDD ; Frequency: 2593 MHz
Medium: Air Medium parameters used: $\sigma = 0$ S/m, $\varepsilon_r = 1$; $\rho = 0$ kg/m^3
Ambient Temperature：23.5 ℃

DASY5 Configuration:
- Probe: AM1DV3 - 3130; ; Calibrated: 2018/11/20
- Sensor-Surface: 0mm (Fix Surface)
- Electronics: DAE4 Sn854; Calibrated: 2018/6/14
- Phantom: HAC Test Arch with AMCC; Type: SD HAC P01 BA;
- Measurement SW: DASY52, Version 52.10 (1);SEMCAD X Version 14.6.11 (7439)

General Scans/z (axial) 4.2mm 50 x 50/ABM Interpolated SNR(x,y,z) (121x121x1): Interpolated grid: dx=1.000 mm, dy=1.000 mm
ABM1/ABM2 = 35.70 dB
ABM1 comp = 0.63 dBA/m
Location: 2.6, 2.3, 3.7 mm

0 dB = 60.95 = 35.70 dB

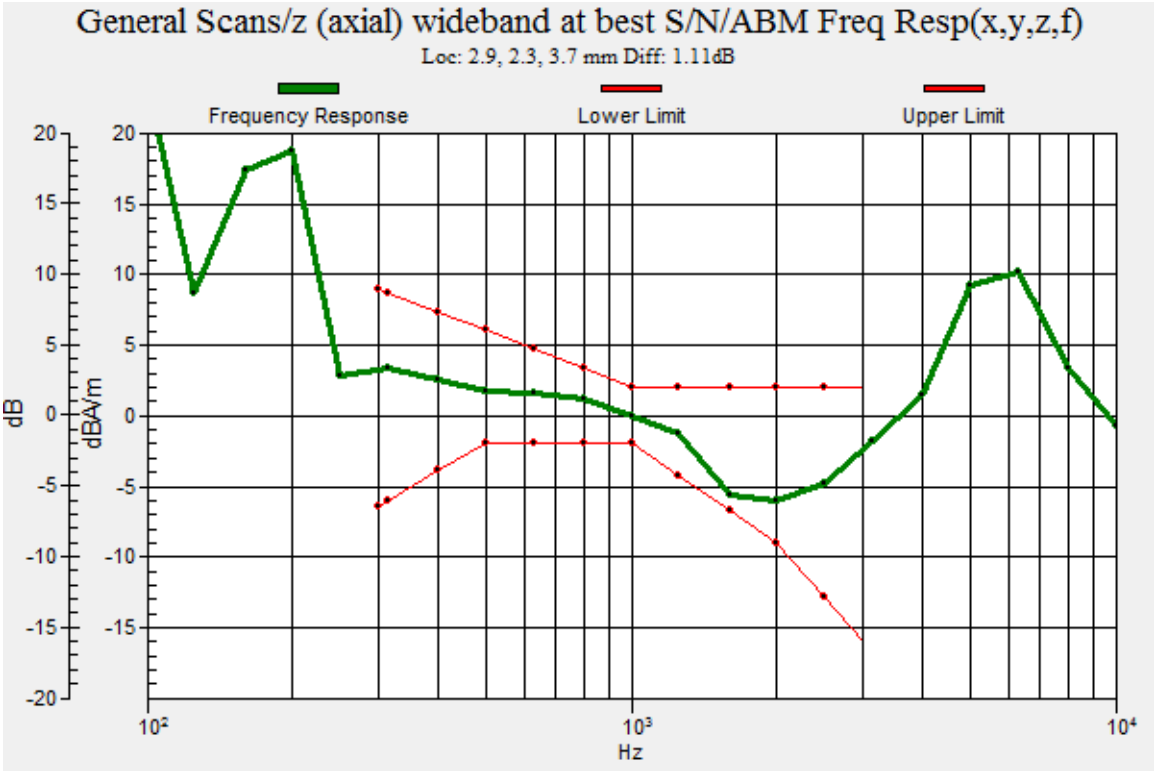
General Scans/z (axial) wideband at best S/N/ABM Freq Resp(x,y,z,f)
Loc: 2.9, 2.3, 3.7 mm Diff: 1.11dB
Frequency Response
Lower Limit
Upper Limit
dB
dBA/m
20
15
10
5
0
-5
-10
-15
-20
10^2
10^3
10^4
Hz

#13_HAC_T-Coil_LTE Band 41_20M_QPSK_1_0_Ch40620_Transversal (Y)

Communication System: LTE TDD ; Frequency: 2593 MHz
Medium: Air Medium parameters used: $\sigma = 0$ S/m, $\varepsilon_r = 1$; $\rho = 0$ kg/m^3
Ambient Temperature：23.5 ℃

DASY5 Configuration:
- Probe: AM1DV3 - 3130; ; Calibrated: 2018/11/20
- Sensor-Surface: 0mm (Fix Surface)
- Electronics: DAE4 Sn854; Calibrated: 2018/6/14
- Phantom: HAC Test Arch with AMCC; Type: SD HAC P01 BA;
- Measurement SW: DASY52, Version 52.10 (1);SEMCAD X Version 14.6.11 (7439)

General Scans/y (transversal) 4.2mm 50 x 50/ABM Interpolated SNR(x,y,z) (121x121x1): Interpolated grid: dx=1.000 mm, dy=1.000 mm
ABM1/ABM2 = 23.72 dB
ABM1 comp = -10.40 dBA/m
Location: -3, 13.5, 3.7 mm

0 dB = 15.34 = 23.72 dB

#14_HAC_T-Coil_WLAN2.4GHz_802.11b 1Mbps_Ch6_Axial (Z)

Communication System: 802.11b ; Frequency: 2437 MHz
Medium: Air Medium parameters used: $\sigma = 0$ S/m, $\varepsilon_r = 1$; $\rho = 0$ kg/m^3
Ambient Temperature：23.5 ℃

DASY5 Configuration:
- Probe: AM1DV3 - 3130; ; Calibrated: 2018/11/20
- Sensor-Surface: 0mm (Fix Surface)
- Electronics: DAE4 Sn854; Calibrated: 2018/6/14
- Phantom: HAC Test Arch with AMCC; Type: SD HAC P01 BA;
- Measurement SW: DASY52, Version 52.10 (1);SEMCAD X Version 14.6.11 (7439)

General Scans/z (axial) 4.2mm 50 x 50/ABM Interpolated SNR(x,y,z) (121x121x1): Interpolated grid: dx=1.000 mm, dy=1.000 mm
ABM1/ABM2 = 33.25 dB
ABM1 comp = -1.95 dBA/m
Location: 3.3, 0.2, 3.7 mm

0 dB = 45.95 = 33.25 dB

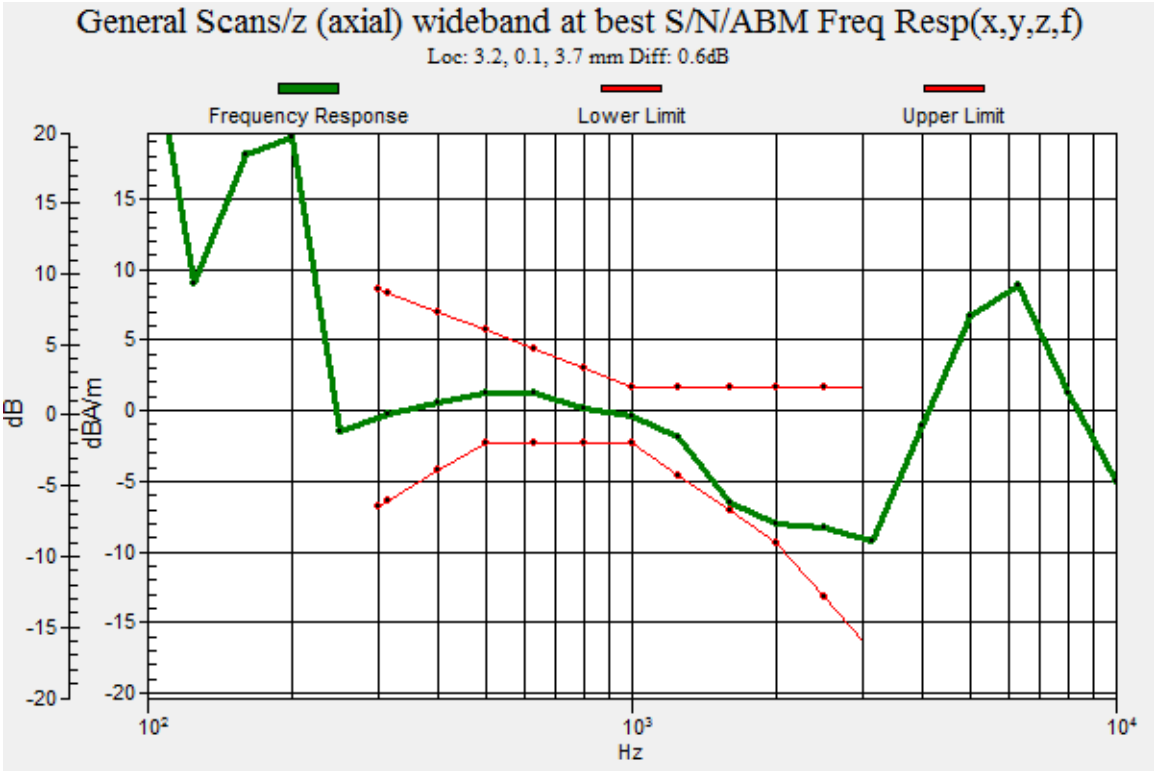
General Scans/z (axial) wideband at best S/N/ABM Freq Resp(x,y,z,f)
Loc: 3.2, 0.1, 3.7 mm Diff: 0.6dB
Frequency Response
Lower Limit
Upper Limit
dB
dBA/m
20
15
10
5
0
-5
-10
-15
-20
10^2
10^3
10^4
Hz

#14_HAC_T-Coil_WLAN2.4GHz_802.11b 1Mbps_Ch6_Transversal (Y)

Communication System: 802.11b ; Frequency: 2437 MHz
Medium: Air Medium parameters used: $\sigma = 0$ S/m, $\varepsilon_r = 1$; $\rho = 0$ kg/m^3
Ambient Temperature：23.5 ℃

DASY5 Configuration:
- Probe: AM1DV3 - 3130; ; Calibrated: 2018/11/20
- Sensor-Surface: 0mm (Fix Surface)
- Electronics: DAE4 Sn854; Calibrated: 2018/6/14
- Phantom: HAC Test Arch with AMCC; Type: SD HAC P01 BA;
- Measurement SW: DASY52, Version 52.10 (1);SEMCAD X Version 14.6.11 (7439)

General Scans/y (transversal) 4.2mm 50 x 50/ABM Interpolated SNR(x,y,z) (121x121x1): Interpolated grid: dx=1.000 mm, dy=1.000 mm
ABM1/ABM2 = 30.80 dB
ABM1 comp = -15.29 dBA/m
Location: -3, 11.4, 3.7 mm

0 dB = 34.66 = 30.80 dB

#15_HAC_T-Coil_WLAN5GHz_802.11a 6Mbps_Ch40_Axial (Z)

Communication System: 802.11a ; Frequency: 5200 MHz
Medium: Air Medium parameters used: $\sigma = 0$ S/m, $\varepsilon_r = 1$; $\rho = 0$ kg/m^3
Ambient Temperature：23.5 ℃

DASY5 Configuration:
- Probe: AM1DV3 - 3130; ; Calibrated: 2018/11/20
- Sensor-Surface: 0mm (Fix Surface)
- Electronics: DAE4 Sn854; Calibrated: 2018/6/14
- Phantom: HAC Test Arch with AMCC; Type: SD HAC P01 BA;
- Measurement SW: DASY52, Version 52.10 (1);SEMCAD X Version 14.6.11 (7439)

General Scans/z (axial) 4.2mm 50 x 50/ABM Interpolated SNR(x,y,z) (121x121x1): Interpolated grid: dx=1.000 mm, dy=1.000 mm
ABM1/ABM2 = 34.29 dB
ABM1 comp = -2.84 dBA/m
Location: 1.2, 3, 3.7 mm

0 dB = 51.80 = 34.29 dB

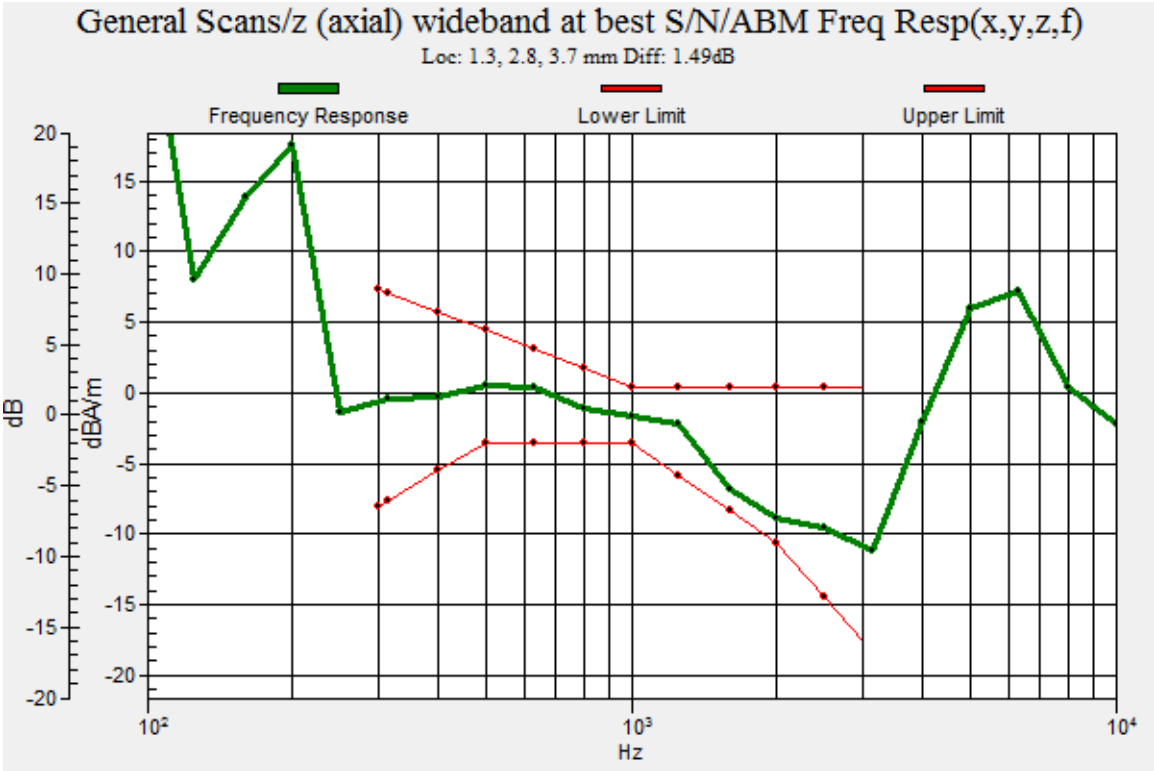
General Scans/z (axial) wideband at best S/N/ABM Freq Resp(x,y,z,f)
Loc: 1.3, 2.8, 3.7 mm Diff: 1.49dB
Frequency Response
Lower Limit
Upper Limit
dB
dBA/m
Hz

#15_HAC_T-Coil_WLAN5GHz_802.11a 6Mbps_Ch40_Transversal (Y)

Communication System: 802.11a ; Frequency: 5200 MHz
Medium: Air Medium parameters used: $\sigma = 0$ S/m, $\varepsilon_r = 1$; $\rho = 0$ kg/m^3
Ambient Temperature：23.5 ℃

DASY5 Configuration:
- Probe: AM1DV3 - 3130; ; Calibrated: 2018/11/20
- Sensor-Surface: 0mm (Fix Surface)
- Electronics: DAE4 Sn854; Calibrated: 2018/6/14
- Phantom: HAC Test Arch with AMCC; Type: SD HAC P01 BA;
- Measurement SW: DASY52, Version 52.10 (1);SEMCAD X Version 14.6.11 (7439)

General Scans/y (transversal) 4.2mm 50 x 50/ABM Interpolated SNR(x,y,z) (121x121x1): Interpolated grid: dx=1.000 mm, dy=1.000 mm
ABM1/ABM2 = 32.89 dB
ABM1 comp = -11.15 dBA/m
BWC Factor = 0.16 dB
Location: -0.9, 12.1, 3.7 mm

0 dB = 44.12 = 32.89 dB

#16_HAC_T-Coil_WLAN5GHz_802.11a 6Mbps_Ch60_Axial (Z)

Communication System: 802.11a ; Frequency: 5300 MHz
Medium: Air Medium parameters used: $\sigma = 0$ S/m, $\varepsilon_r = 1$; $\rho = 0$ kg/m^3
Ambient Temperature：23.5 ℃

DASY5 Configuration:
- Probe: AM1DV3 - 3130; ; Calibrated: 2018/11/20
- Sensor-Surface: 0mm (Fix Surface)
- Electronics: DAE4 Sn854; Calibrated: 2018/6/14
- Phantom: HAC Test Arch with AMCC; Type: SD HAC P01 BA;
- Measurement SW: DASY52, Version 52.10 (1);SEMCAD X Version 14.6.11 (7439)

General Scans/z (axial) 4.2mm 50 x 50/ABM Interpolated SNR(x,y,z) (121x121x1): Interpolated grid: dx=1.000 mm, dy=1.000 mm
ABM1/ABM2 = 34.60 dB
ABM1 comp = -2.60 dBA/m
Location: 1.2, 1.6, 3.7 mm

0 dB = 53.73 = 34.60 dB

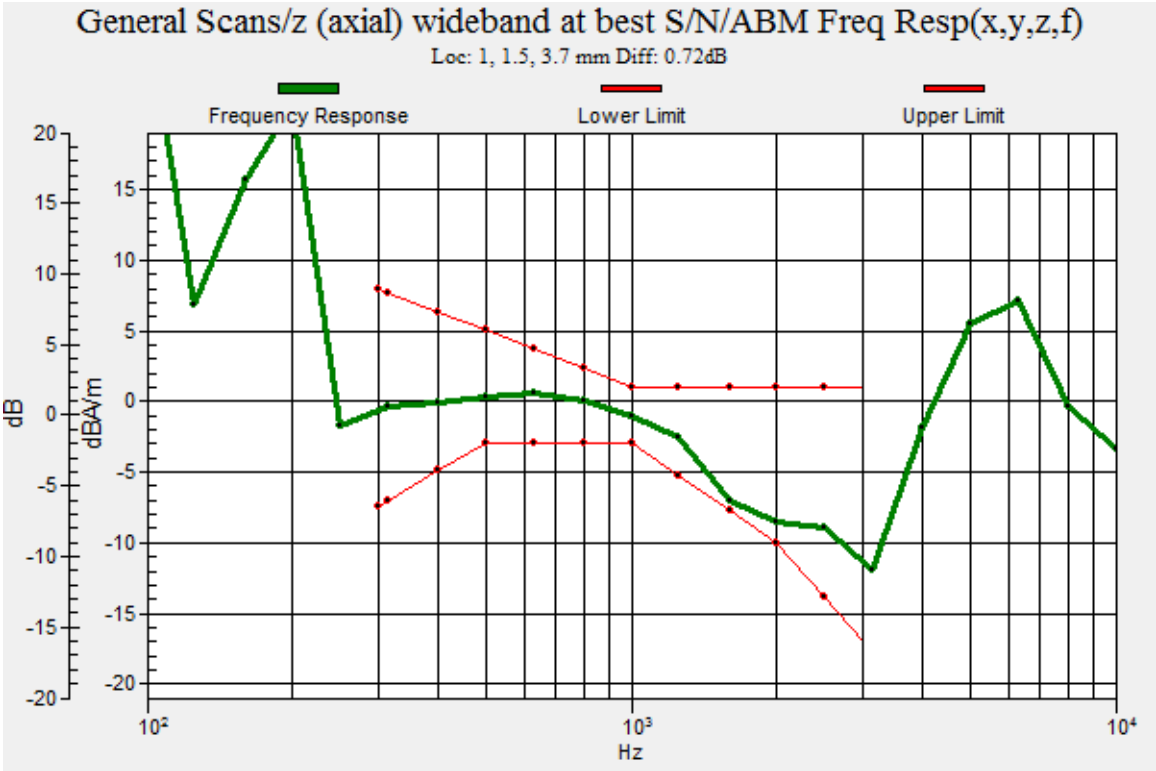
General Scans/z (axial) wideband at best S/N/ABM Freq Resp(x,y,z,f)
Loc: 1, 1.5, 3.7 mm Diff: 0.72dB
Frequency Response
Lower Limit
Upper Limit
dB
dBA/m
Hz

#16_HAC_T-Coil_WLAN5GHz_802.11a 6Mbps_Ch60_Transversal (Y)

Communication System: 802.11a ; Frequency: 5300 MHz
Medium: Air Medium parameters used: $\sigma = 0$ S/m, $\varepsilon_r = 1$; $\rho = 0$ kg/m^3
Ambient Temperature：23.5 ℃

DASY5 Configuration:
- Probe: AM1DV3 - 3130; ; Calibrated: 2018/11/20
- Sensor-Surface: 0mm (Fix Surface)
- Electronics: DAE4 Sn854; Calibrated: 2018/6/14
- Phantom: HAC Test Arch with AMCC; Type: SD HAC P01 BA;
- Measurement SW: DASY52, Version 52.10 (1);SEMCAD X Version 14.6.11 (7439)

General Scans/y (transversal) 4.2mm 50 x 50/ABM Interpolated SNR(x,y,z) (121x121x1): Interpolated grid: dx=1.000 mm, dy=1.000 mm
ABM1/ABM2 = 32.81 dB
ABM1 comp = -10.61 dBA/m
Location: -0.2, 11.4, 3.7 mm

0 dB = 43.70 = 32.81 dB

#17_HAC_T-Coil_WLAN5GHz_802.11a 6Mbps_Ch124_Axial (Z)

Communication System: 802.11a ; Frequency: 5620 MHz
Medium: Air Medium parameters used: $\sigma = 0$ S/m, $\varepsilon_r = 1$; $\rho = 0$ kg/m^3
Ambient Temperature：23.5 ℃

DASY5 Configuration:
- Probe: AM1DV3 - 3130; ; Calibrated: 2018/11/20
- Sensor-Surface: 0mm (Fix Surface)
- Electronics: DAE4 Sn854; Calibrated: 2018/6/14
- Phantom: HAC Test Arch with AMCC; Type: SD HAC P01 BA;
- Measurement SW: DASY52, Version 52.10 (1);SEMCAD X Version 14.6.11 (7439)

General Scans/z (axial) 4.2mm 50 x 50/ABM Interpolated SNR(x,y,z) (121x121x1): Interpolated grid: dx=1.000 mm, dy=1.000 mm
ABM1/ABM2 = 34.27 dB
ABM1 comp = -3.52 dBA/m
Location: -0.2, 2.3, 3.7 mm

0 dB = 51.70 = 34.27 dB

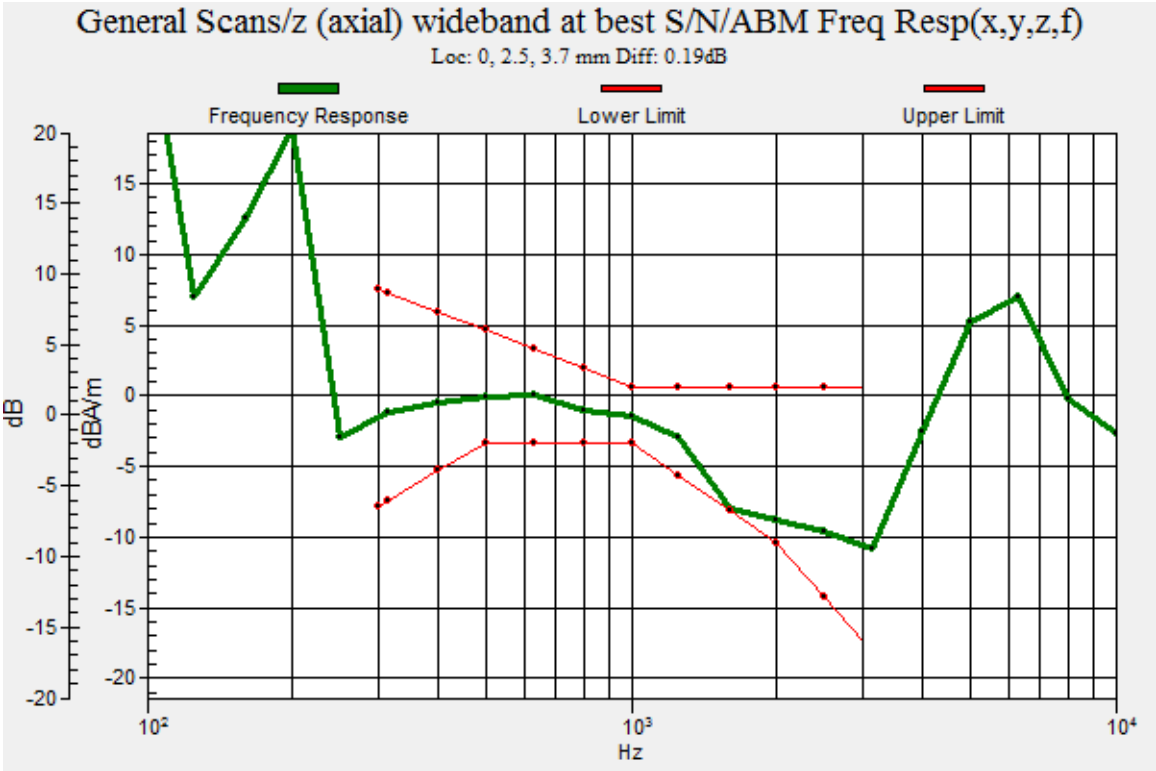
General Scans/z (axial) wideband at best S/N/ABM Freq Resp(x,y,z,f)
Loc: 0, 2.5, 3.7 mm Diff: 0.19dB
Frequency Response
Lower Limit
Upper Limit
dB
dBA/m
Hz

#17_HAC_T-Coil_WLAN5GHz_802.11a 6Mbps_Ch124_Transversal (Y)

Communication System: 802.11a ; Frequency: 5620 MHz
Medium: Air Medium parameters used: $\sigma = 0$ S/m, $\varepsilon_r = 1$; $\rho = 0$ kg/m^3
Ambient Temperature：23.5 ℃

DASY5 Configuration:
- Probe: AM1DV3 - 3130; ; Calibrated: 2018/11/20
- Sensor-Surface: 0mm (Fix Surface)
- Electronics: DAE4 Sn854; Calibrated: 2018/6/14
- Phantom: HAC Test Arch with AMCC; Type: SD HAC P01 BA;
- Measurement SW: DASY52, Version 52.10 (1);SEMCAD X Version 14.6.11 (7439)

General Scans/y (transversal) 4.2mm 50 x 50/ABM Interpolated SNR(x,y,z) (121x121x1): Interpolated grid: dx=1.000 mm, dy=1.000 mm
ABM1/ABM2 = 32.70 dB
ABM1 comp = -10.63 dBA/m
Location: -0.2, 11.4, 3.7 mm

0 dB = 43.16 = 32.70 dB

#18_HAC_T-Coil_WLAN5GHz_802.11a 6Mbps_Ch157_Axial (Z)

Communication System: 802.11a ; Frequency: 5785 MHz
Medium: Air Medium parameters used: $\sigma = 0$ S/m, $\varepsilon_r = 1$; $\rho = 0$ kg/m^3
Ambient Temperature：23.5 ℃

DASY5 Configuration:
- Probe: AM1DV3 - 3130; ; Calibrated: 2018/11/20
- Sensor-Surface: 0mm (Fix Surface)
- Electronics: DAE4 Sn854; Calibrated: 2018/6/14
- Phantom: HAC Test Arch with AMCC; Type: SD HAC P01 BA;
- Measurement SW: DASY52, Version 52.10 (1);SEMCAD X Version 14.6.11 (7439)

General Scans/z (axial) 4.2mm 50 x 50/ABM Interpolated SNR(x,y,z) (121x121x1): Interpolated grid: dx=1.000 mm, dy=1.000 mm
ABM1/ABM2 = 34.60 dB
ABM1 comp = -2.25 dBA/m
Location: 1.9, 3, 3.7 mm

0 dB = 53.72 = 34.60 dB

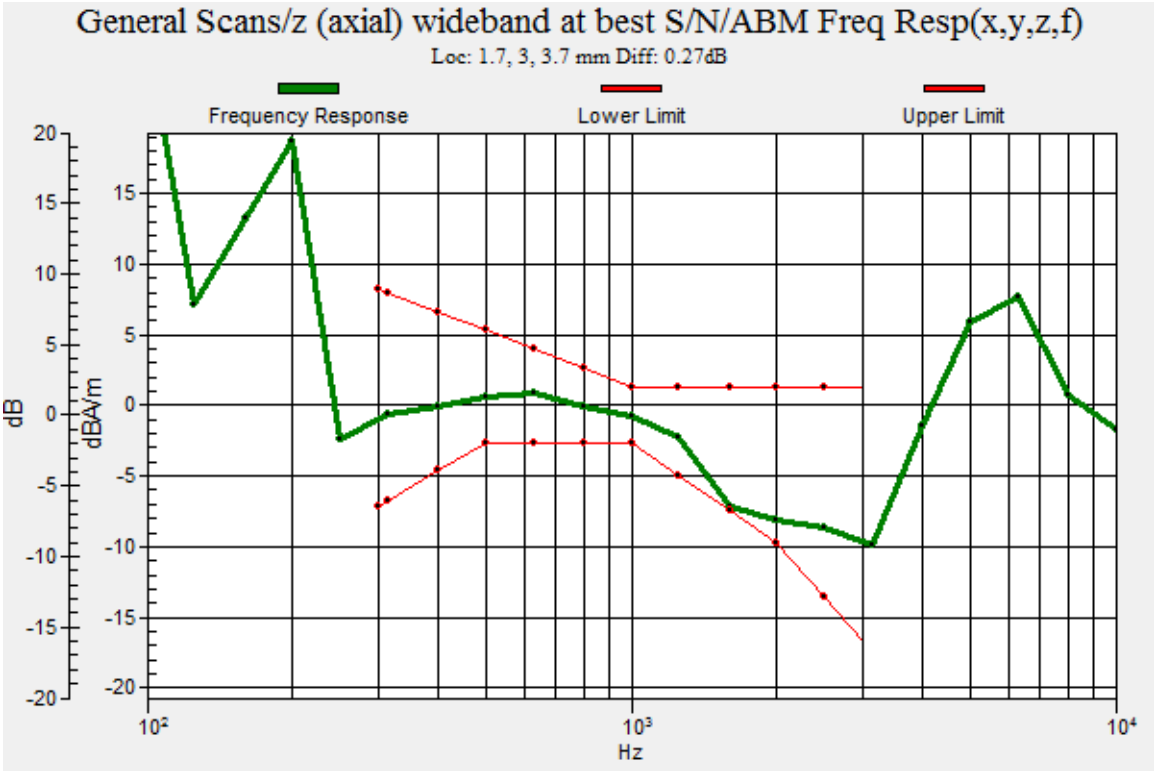
General Scans/z (axial) wideband at best S/N/ABM Freq Resp(x,y,z,f)
Loc: 1.7, 3, 3.7 mm Diff: 0.27dB
Frequency Response
Lower Limit
Upper Limit
dB
dBA/m
Hz

#18_HAC_T-Coil_WLAN5GHz_802.11a 6Mbps_Ch157_Transversal (Y)

Communication System: 802.11a ; Frequency: 5785 MHz
Medium: Air Medium parameters used: $\sigma = 0$ S/m, $\varepsilon_r = 1$; $\rho = 0$ kg/m^3
Ambient Temperature：23.5 ℃

DASY5 Configuration:
- Probe: AM1DV3 - 3130; ; Calibrated: 2018/11/20
- Sensor-Surface: 0mm (Fix Surface)
- Electronics: DAE4 Sn854; Calibrated: 2018/6/14
- Phantom: HAC Test Arch with AMCC; Type: SD HAC P01 BA;
- Measurement SW: DASY52, Version 52.10 (1);SEMCAD X Version 14.6.11 (7439)

General Scans/y (transversal) 4.2mm 50 x 50/ABM Interpolated SNR(x,y,z) (121x121x1): Interpolated grid: dx=1.000 mm, dy=1.000 mm
ABM1/ABM2 = 32.75 dB
ABM1 comp = -11.18 dBA/m
Location: -0.9, 12.1, 3.7 mm

0 dB = 43.38 = 32.75 dB

#19_HAC_T-Coil_GSM850_EDGE 2TX_Ch189_Axial (Z)

Communication System: GSM850 ; Frequency: 836.4 MHz
Medium: Air Medium parameters used: $\sigma = 0$ S/m, $\varepsilon_r = 1$; $\rho = 0$ kg/m^3
Ambient Temperature：23.5 ℃

DASY5 Configuration:
- Probe: AM1DV3 - 3130; ; Calibrated: 2018/11/20
- Sensor-Surface: 0mm (Fix Surface)
- Electronics: DAE4 Sn854; Calibrated: 2018/6/14
- Phantom: HAC Test Arch with AMCC; Type: SD HAC P01 BA;
- Measurement SW: DASY52, Version 52.10 (1);SEMCAD X Version 14.6.11 (7439)

General Scans/z (axial) 4.2mm 50 x 50/ABM Interpolated SNR(x,y,z) (121x121x1): Interpolated grid: dx=1.000 mm, dy=1.000 mm
ABM1/ABM2 = 34.34 dB
ABM1 comp = 0.35 dBA/m
Location: 1.9, 2.3, 3.7 mm

0 dB = 52.12 = 34.34 dB

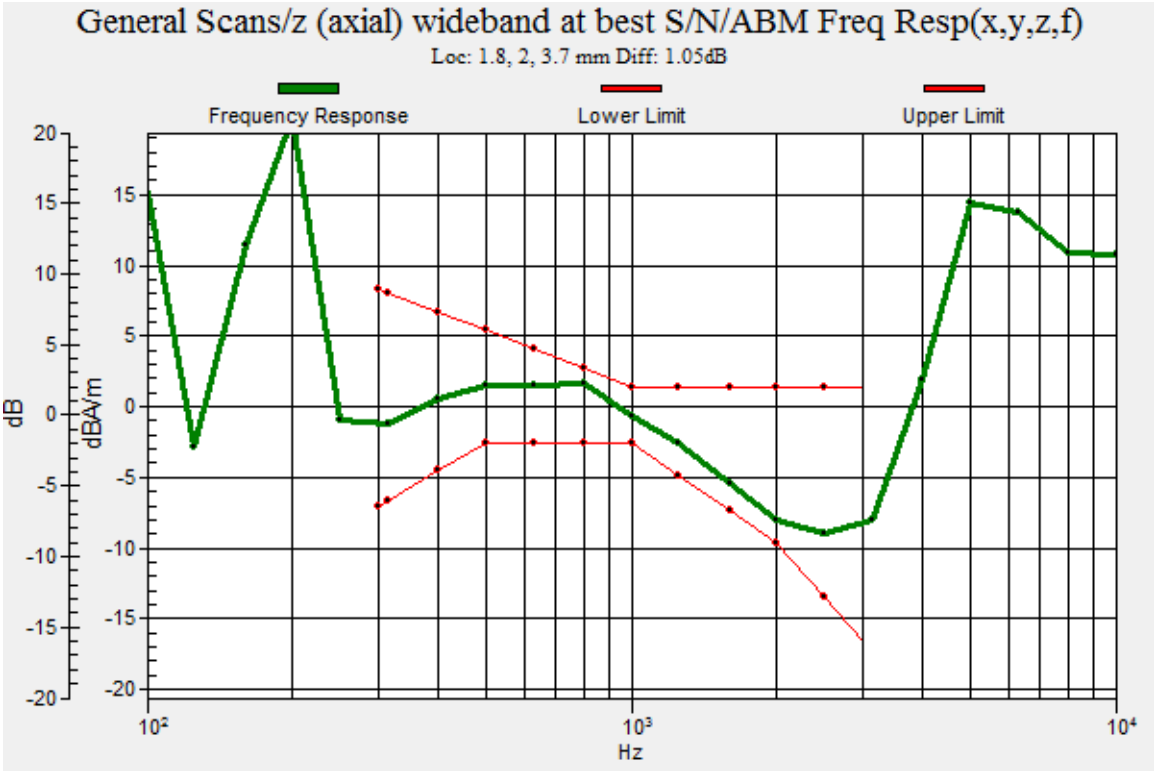
General Scans/z (axial) wideband at best S/N/ABM Freq Resp(x,y,z,f)
Loc: 1.8, 2, 3.7 mm Diff: 1.05dB
Frequency Response
Lower Limit
Upper Limit
dB
dBA/m
Hz

#19_HAC_T-Coil_GSM850_EDGE 2TX_Ch189_Transversal (Y)

Communication System: GSM850 ; Frequency: 836.4 MHz
Medium: Air Medium parameters used: $\sigma = 0$ S/m, $\varepsilon_r = 1$; $\rho = 0$ kg/m^3
Ambient Temperature：23.5 ℃

DASY5 Configuration:
- Probe: AM1DV3 - 3130; ; Calibrated: 2018/11/20
- Sensor-Surface: 0mm (Fix Surface)
- Electronics: DAE4 Sn854; Calibrated: 2018/6/14
- Phantom: HAC Test Arch with AMCC; Type: SD HAC P01 BA;
- Measurement SW: DASY52, Version 52.10 (1);SEMCAD X Version 14.6.11 (7439)

General Scans/y (transversal) 4.2mm 50 x 50/ABM Interpolated SNR(x,y,z) (121x121x1): Interpolated grid: dx=1.000 mm, dy=1.000 mm
ABM1/ABM2 = 35.45 dB
ABM1 comp = -8.02 dBA/m
Location: -0.2, 11.4, 3.7 mm

0 dB = 59.24 = 35.45 dB

#20_HAC_T-Coil_GSM1900_EDGE 2TX_Ch661_Axial (Z)

Communication System: PCS ; Frequency: 1880 MHz
Medium: Air Medium parameters used: $\sigma = 0$ S/m, $\varepsilon_r = 1$; $\rho = 0$ kg/m^3
Ambient Temperature：23.5 ℃

DASY5 Configuration:
- Probe: AM1DV3 - 3130; ; Calibrated: 2018/11/20
- Sensor-Surface: 0mm (Fix Surface)
- Electronics: DAE4 Sn854; Calibrated: 2018/6/14
- Phantom: HAC Test Arch with AMCC; Type: SD HAC P01 BA;
- Measurement SW: DASY52, Version 52.10 (1);SEMCAD X Version 14.6.11 (7439)

General Scans/z (axial) 4.2mm 50 x 50/ABM Interpolated SNR(x,y,z) (121x121x1): Interpolated grid: dx=1.000 mm, dy=1.000 mm
ABM1/ABM2 = 36.43 dB
ABM1 comp = -0.31 dBA/m
Location: 0.5, 2.3, 3.7 mm

0 dB = 66.32 = 36.43 dB

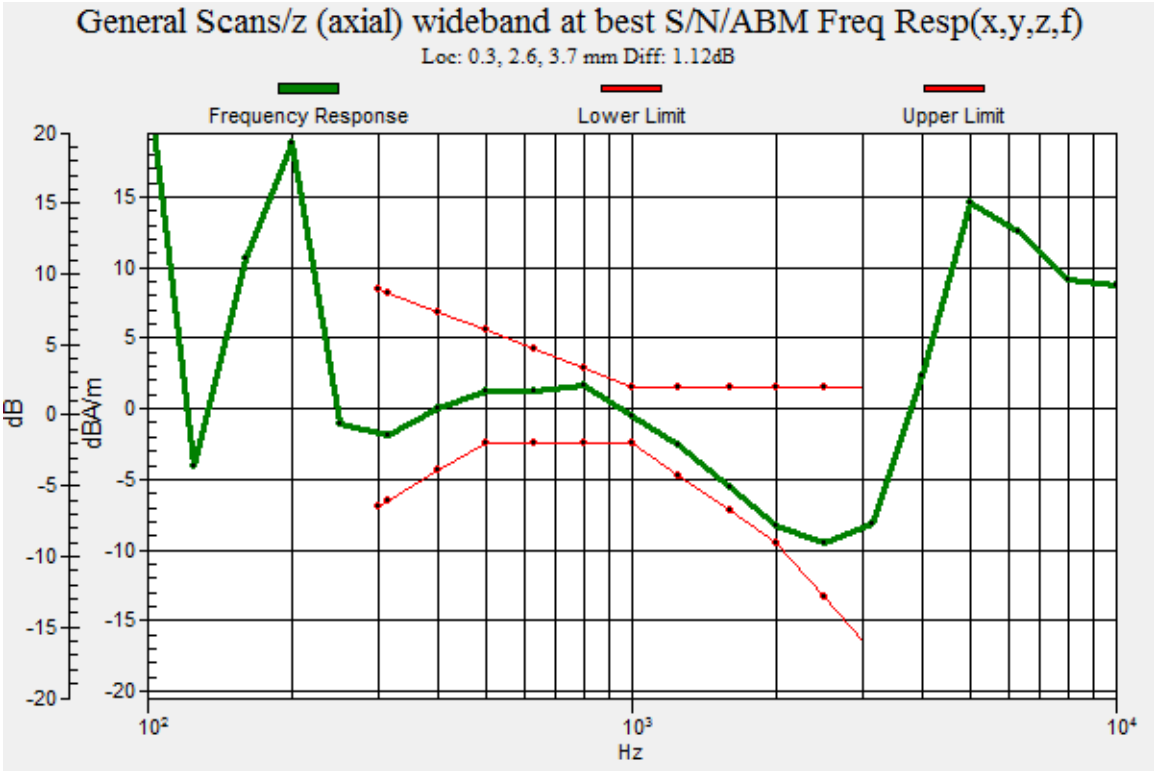
General Scans/z (axial) wideband at best S/N/ABM Freq Resp(x,y,z,f)
Loc: 0.3, 2.6, 3.7 mm Diff: 1.12dB
Frequency Response
Lower Limit
Upper Limit
dB
dBA/m
Hz

#20_HAC_T-Coil_GSM1900_EDGE 2TX_Ch661_Transversal (Y)

Communication System: PCS ; Frequency: 1880 MHz
Medium: Air Medium parameters used: $\sigma = 0$ S/m, $\varepsilon_r = 1$; $\rho = 0$ kg/m^3
Ambient Temperature：23.5 ℃

DASY5 Configuration:
- Probe: AM1DV3 - 3130; ; Calibrated: 2018/11/20
- Sensor-Surface: 0mm (Fix Surface)
- Electronics: DAE4 Sn854; Calibrated: 2018/6/14
- Phantom: HAC Test Arch with AMCC; Type: SD HAC P01 BA;
- Measurement SW: DASY52, Version 52.10 (1);SEMCAD X Version 14.6.11 (7439)

General Scans/y (transversal) 4.2mm 50 x 50/ABM Interpolated SNR(x,y,z) (121x121x1): Interpolated grid: dx=1.000 mm, dy=1.000 mm
ABM1/ABM2 = 36.60 dB
ABM1 comp = -8.22 dBA/m
Location: -0.9, 11.4, 3.7 mm

0 dB = 67.63 = 36.60 dB

#21_HAC_T-Coil_WCDMA II_HSPA_Ch9400_Axial (Z)

Communication System: WCDMA ; Frequency: 1880 MHz
Medium: Air Medium parameters used: $\sigma = 0$ S/m, $\varepsilon_r = 1$; $\rho = 0$ kg/m^3
Ambient Temperature：23.5 ℃

DASY5 Configuration:
- Probe: AM1DV3 - 3130; ; Calibrated: 2018/11/20
- Sensor-Surface: 0mm (Fix Surface)
- Electronics: DAE4 Sn854; Calibrated: 2018/6/14
- Phantom: HAC Test Arch with AMCC; Type: SD HAC P01 BA;
- Measurement SW: DASY52, Version 52.10 (1);SEMCAD X Version 14.6.11 (7439)

General Scans/z (axial) 4.2mm 50 x 50/ABM Interpolated SNR(x,y,z) (121x121x1): Interpolated grid: dx=1.000 mm, dy=1.000 mm
ABM1/ABM2 = 39.30 dB
ABM1 comp = 0.08 dBA/m
Location: 1.2, 3, 3.7 mm

0 dB = 92.29 = 39.30 dB

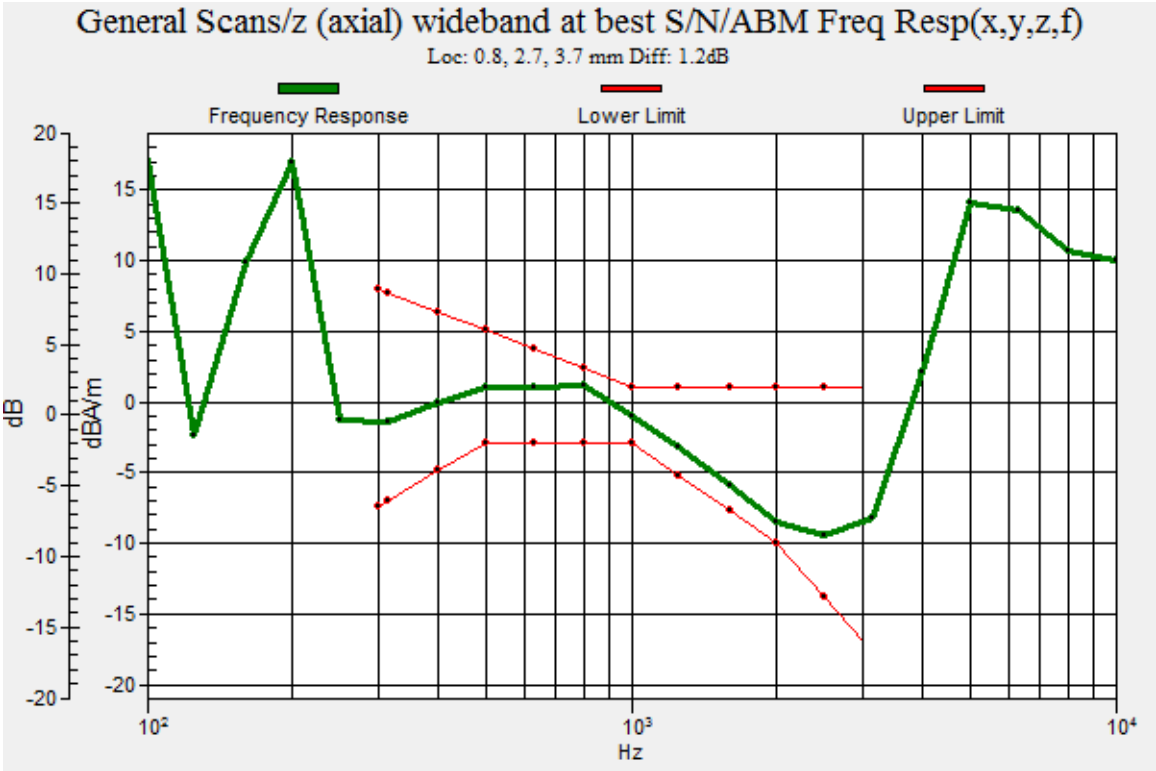
General Scans/z (axial) wideband at best S/N/ABM Freq Resp(x,y,z,f)
Loc: 0.8, 2.7, 3.7 mm Diff: 1.2dB
Frequency Response
Lower Limit
Upper Limit
dB
dBA/m
Hz

#21_HAC_T-Coil_WCDMA II_HSPA_Ch9400_Transversal (Y)

Communication System: WCDMA ; Frequency: 1880 MHz
Medium: Air Medium parameters used: $\sigma = 0$ S/m, $\varepsilon_r = 1$; $\rho = 0$ kg/m^3
Ambient Temperature：23.5 ℃

DASY5 Configuration:
- Probe: AM1DV3 - 3130; ; Calibrated: 2018/11/20
- Sensor-Surface: 0mm (Fix Surface)
- Electronics: DAE4 Sn854; Calibrated: 2018/6/14
- Phantom: HAC Test Arch with AMCC; Type: SD HAC P01 BA;
- Measurement SW: DASY52, Version 52.10 (1);SEMCAD X Version 14.6.11 (7439)

General Scans/y (transversal) 4.2mm 50 x 50/ABM Interpolated SNR(x,y,z) (121x121x1): Interpolated grid: dx=1.000 mm, dy=1.000 mm
ABM1/ABM2 = 37.78 dB
ABM1 comp = -7.86 dBA/m
Location: -0.9, -6.8, 3.7 mm

0 dB = 77.47 = 37.78 dB

#22_HAC_T-Coil_WCDMA IV_HSPA_Ch1413_Axial (Z)

Communication System: WCDMA ; Frequency: 1732.6 MHz
Medium: Air Medium parameters used: $\sigma = 0$ S/m, $\varepsilon_r = 1$; $\rho = 0$ kg/m^3
Ambient Temperature：23.5 ℃

DASY5 Configuration:
- Probe: AM1DV3 - 3130; ; Calibrated: 2018/11/20
- Sensor-Surface: 0mm (Fix Surface)
- Electronics: DAE4 Sn854; Calibrated: 2018/6/14
- Phantom: HAC Test Arch with AMCC; Type: SD HAC P01 BA;
- Measurement SW: DASY52, Version 52.10 (1);SEMCAD X Version 14.6.11 (7439)

General Scans/z (axial) 4.2mm 50 x 50/ABM Interpolated SNR(x,y,z) (121x121x1): Interpolated grid: dx=1.000 mm, dy=1.000 mm
ABM1/ABM2 = 41.67 dB
ABM1 comp = 1.26 dBA/m
Location: 1.9, 3, 3.7 mm

0 dB = 121.2 = 41.67 dB

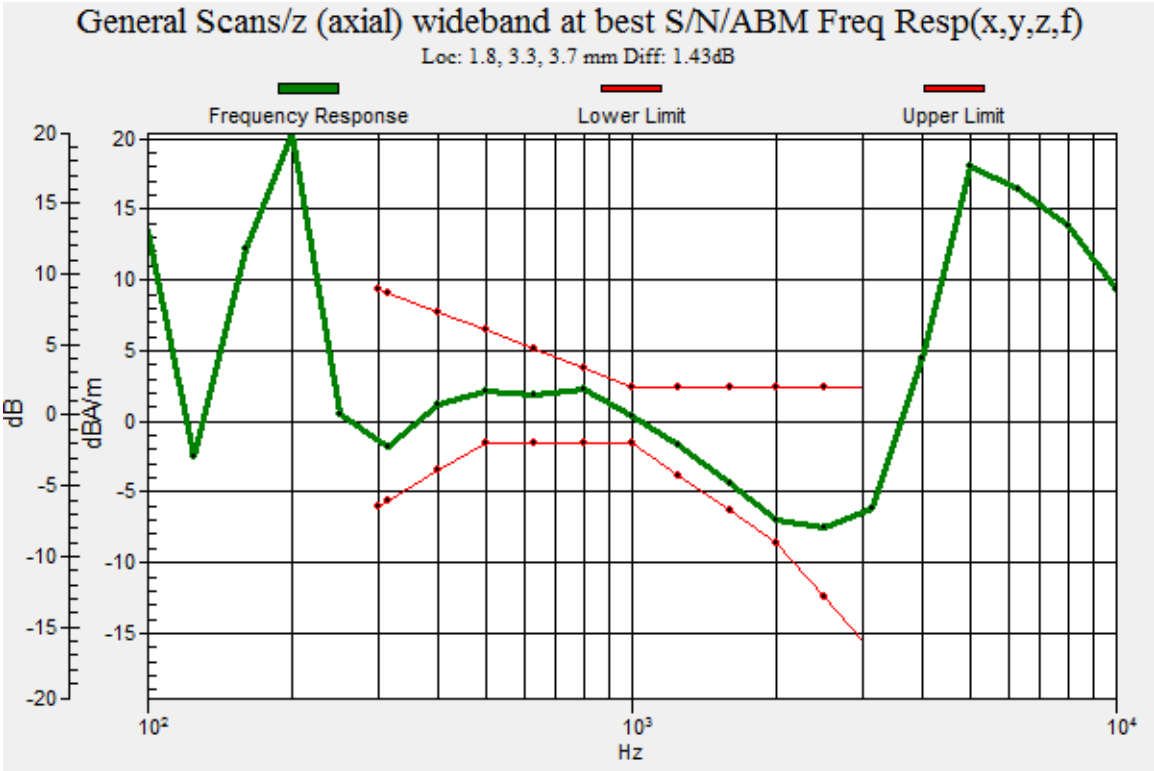
General Scans/z (axial) wideband at best S/N/ABM Freq Resp(x,y,z,f)
Loc: 1.8, 3.3, 3.7 mm Diff: 1.43dB
Frequency Response
Lower Limit
Upper Limit
dB
dBA/m
20
15
10
5
0
-5
-10
-15
-20
10^2
10^3
10^4
Hz

#22_HAC_T-Coil_WCDMA IV_HSPA_Ch1413_Transversal (Y)

Communication System: WCDMA ; Frequency: 1732.6 MHz
Medium: Air Medium parameters used: $\sigma = 0$ S/m, $\varepsilon_r = 1$; $\rho = 0$ kg/m^3
Ambient Temperature：23.5 ℃

DASY5 Configuration:
- Probe: AM1DV3 - 3130; ; Calibrated: 2018/11/20
- Sensor-Surface: 0mm (Fix Surface)
- Electronics: DAE4 Sn854; Calibrated: 2018/6/14
- Phantom: HAC Test Arch with AMCC; Type: SD HAC P01 BA;
- Measurement SW: DASY52, Version 52.10 (1);SEMCAD X Version 14.6.11 (7439)

General Scans/y (transversal) 4.2mm 50 x 50/ABM Interpolated SNR(x,y,z) (121x121x1): Interpolated grid: dx=1.000 mm, dy=1.000 mm
ABM1/ABM2 = 37.64 dB
ABM1 comp = -7.58 dBA/m
Location: -0.2, -5.4, 3.7 mm

0 dB = 76.20 = 37.64 dB

#23_HAC_T-Coil_WCDMA V_HSPA_Ch4182_Axial (Z)

Communication System: WCDMA ; Frequency: 836.4 MHz
Medium: Air Medium parameters used: $\sigma = 0$ S/m, $\varepsilon_r = 1$; $\rho = 0$ kg/m^3
Ambient Temperature：23.5 ℃

DASY5 Configuration:
- Probe: AM1DV3 - 3130; ; Calibrated: 2018/11/20
- Sensor-Surface: 0mm (Fix Surface)
- Electronics: DAE4 Sn854; Calibrated: 2018/6/14
- Phantom: HAC Test Arch with AMCC; Type: SD HAC P01 BA;
- Measurement SW: DASY52, Version 52.10 (1);SEMCAD X Version 14.6.11 (7439)

General Scans/z (axial) 4.2mm 50 x 50/ABM Interpolated SNR(x,y,z) (121x121x1): Interpolated grid: dx=1.000 mm, dy=1.000 mm
ABM1/ABM2 = 41.50 dB
ABM1 comp = -1.25 dBA/m
Location: -1.6, 2.3, 3.7 mm

0 dB = 118.9 = 41.50 dB

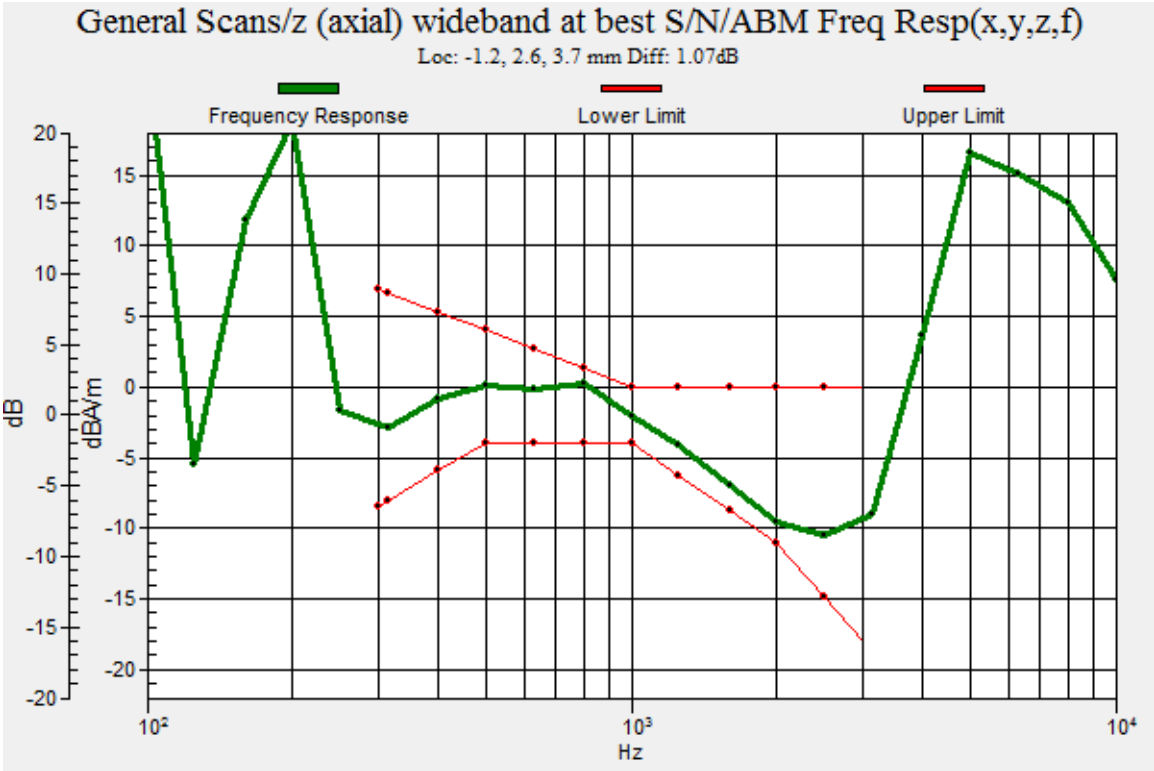
General Scans/z (axial) wideband at best S/N/ABM Freq Resp(x,y,z,f)
Loc: -1.2, 2.6, 3.7 mm Diff: 1.07dB
Frequency Response
Lower Limit
Upper Limit
dB
dBA/m
Hz

#23_HAC_T-Coil_WCDMA V_HSPA_Ch4182_Transversal (Y)

Communication System: WCDMA ; Frequency: 836.4 MHz
Medium: Air Medium parameters used: $\sigma = 0$ S/m, $\varepsilon_r = 1$; $\rho = 0$ kg/m^3
Ambient Temperature：23.5 ℃

DASY5 Configuration:
- Probe: AM1DV3 - 3130; ; Calibrated: 2018/11/20
- Sensor-Surface: 0mm (Fix Surface)
- Electronics: DAE4 Sn854; Calibrated: 2018/6/14
- Phantom: HAC Test Arch with AMCC; Type: SD HAC P01 BA;
- Measurement SW: DASY52, Version 52.10 (1);SEMCAD X Version 14.6.11 (7439)

General Scans/y (transversal) 4.2mm 50 x 50/ABM Interpolated SNR(x,y,z) (121x121x1): Interpolated grid: dx=1.000 mm, dy=1.000 mm
ABM1/ABM2 = 38.11 dB
ABM1 comp = -6.79 dBA/m
Location: 0.5, 11.4, 3.7 mm

0 dB = 80.45 = 38.11 dB

#31_HAC_T-Coil_CDMA BC0_RTAP 153.6Kbps_Ch384_Axial (Z)

Communication System: CDMA ; Frequency: 836.52 MHz
Medium: Air Medium parameters used: $\sigma = 0$ S/m, $\varepsilon_r = 1$; $\rho = 0$ kg/m^3
Ambient Temperature：23.5 ℃

DASY5 Configuration:
- Probe: AM1DV3 - 3130; ; Calibrated: 2018/11/20
- Sensor-Surface: 0mm (Fix Surface)
- Electronics: DAE4 Sn854; Calibrated: 2018/6/14
- Phantom: HAC Test Arch with AMCC; Type: SD HAC P01 BA;
- Measurement SW: DASY52, Version 52.10 (1);SEMCAD X Version 14.6.11 (7439)

General Scans/z (axial) 4.2mm 50 x 50/ABM Interpolated SNR(x,y,z) (121x121x1): Interpolated grid: dx=1.000 mm, dy=1.000 mm
ABM1/ABM2 = 39.78 dB
ABM1 comp = 0.28 dBA/m
Location: 1.2, 3, 3.7 mm

0 dB = 97.53 = 39.78 dB

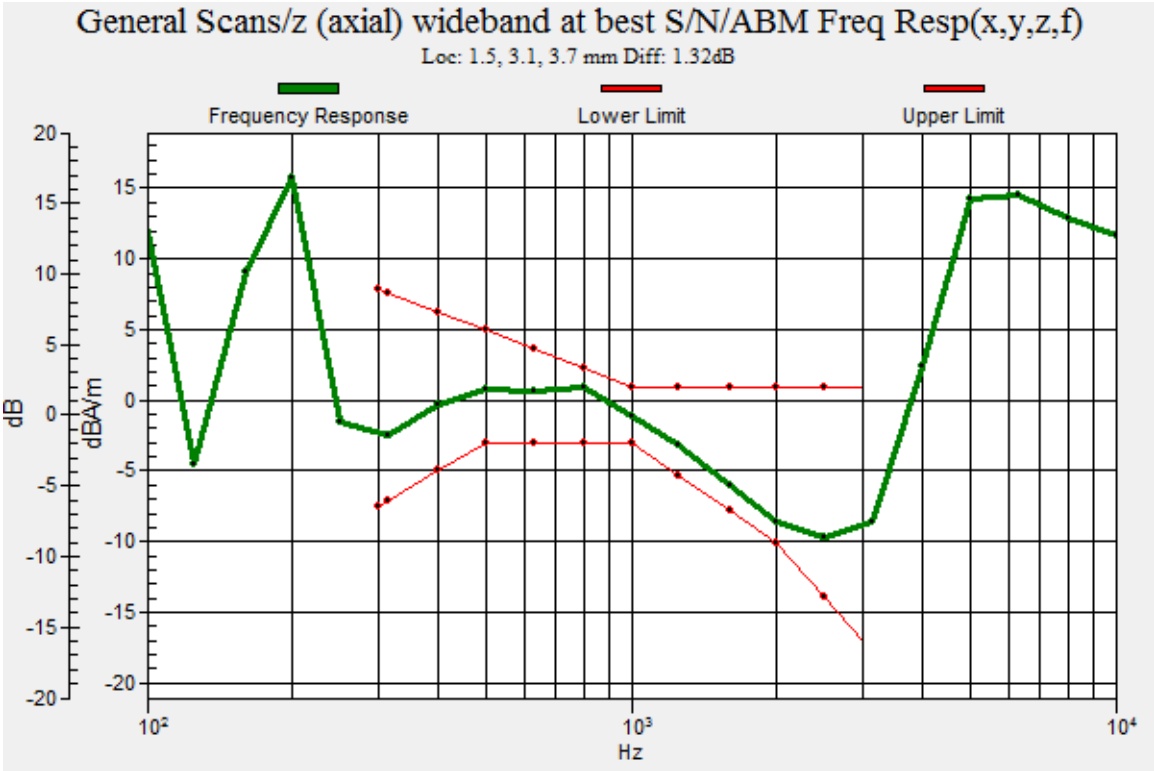
General Scans/z (axial) wideband at best S/N/ABM Freq Resp(x,y,z,f)
Loc: 1.5, 3.1, 3.7 mm Diff: 1.32dB
Frequency Response
Lower Limit
Upper Limit
dB
dBA/m
Hz

#31_HAC_T-Coil_CDMA BC0_RTAP 153.6Kbps_Ch384_Transversal (Y)

Communication System: CDMA ; Frequency: 836.52 MHz
Medium: Air Medium parameters used: $\sigma = 0$ S/m, $\varepsilon_r = 1$; $\rho = 0$ kg/m^3
Ambient Temperature：23.5 ℃

DASY5 Configuration:
- Probe: AM1DV3 - 3130; ; Calibrated: 2018/11/20
- Sensor-Surface: 0mm (Fix Surface)
- Electronics: DAE4 Sn854; Calibrated: 2018/6/14
- Phantom: HAC Test Arch with AMCC; Type: SD HAC P01 BA;
- Measurement SW: DASY52, Version 52.10 (1);SEMCAD X Version 14.6.11 (7439)

General Scans/y (transversal) 4.2mm 50 x 50/ABM Interpolated SNR(x,y,z) (121x121x1): Interpolated grid: dx=1.000 mm, dy=1.000 mm
ABM1/ABM2 = 37.45 dB
ABM1 comp = -8.72 dBA/m
Location: -0.2, -7.5, 3.7 mm

0 dB = 74.59 = 37.45 dB

#32_HAC_T-Coil_CDMA BC1_RTAP 153.6Kbps_Ch600_Axial (Z)

Communication System: CDMA ; Frequency: 1880 MHz
Medium: Air Medium parameters used: $\sigma = 0$ S/m, $\varepsilon_r = 1$; $\rho = 0$ kg/m^3
Ambient Temperature：23.5 ℃

DASY5 Configuration:
- Probe: AM1DV3 - 3130; ; Calibrated: 2018/11/20
- Sensor-Surface: 0mm (Fix Surface)
- Electronics: DAE4 Sn854; Calibrated: 2018/6/14
- Phantom: HAC Test Arch with AMCC; Type: SD HAC P01 BA;
- Measurement SW: DASY52, Version 52.10 (1);SEMCAD X Version 14.6.11 (7439)

General Scans/z (axial) 4.2mm 50 x 50/ABM Interpolated SNR(x,y,z) (121x121x1): Interpolated grid: dx=1.000 mm, dy=1.000 mm
ABM1/ABM2 = 40.65 dB
ABM1 comp = -1.65 dBA/m
Location: -1.6, 1.6, 3.7 mm



0 dB = 107.8 = 40.65 dB

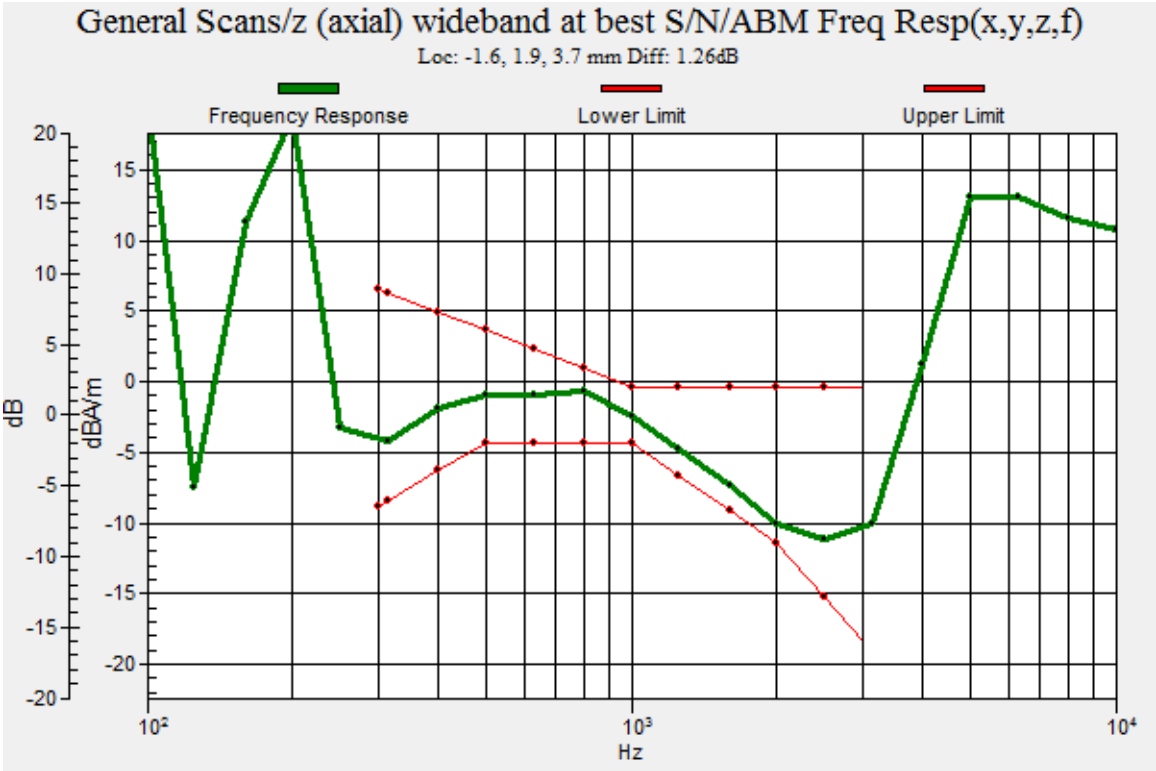
General Scans/z (axial) wideband at best S/N/ABM Freq Resp(x,y,z,f)
Loc: -1.6, 1.9, 3.7 mm Diff: 1.26dB
Frequency Response
Lower Limit
Upper Limit
dB
dBA/m
Hz

#32_HAC_T-Coil_CDMA BC1_RTAP 153.6Kbps_Ch600_Transversal (Y)

Communication System: CDMA ; Frequency: 1880 MHz
Medium: Air Medium parameters used: $\sigma = 0$ S/m, $\varepsilon_r = 1$; $\rho = 0$ kg/m^3
Ambient Temperature：23.5 ℃

DASY5 Configuration:
- Probe: AM1DV3 - 3130; ; Calibrated: 2018/11/20
- Sensor-Surface: 0mm (Fix Surface)
- Electronics: DAE4 Sn854; Calibrated: 2018/6/14
- Phantom: HAC Test Arch with AMCC; Type: SD HAC P01 BA;
- Measurement SW: DASY52, Version 52.10 (1);SEMCAD X Version 14.6.11 (7439)

General Scans/y (transversal) 4.2mm 50 x 50/ABM Interpolated SNR(x,y,z) (121x121x1): Interpolated grid: dx=1.000 mm, dy=1.000 mm
ABM1/ABM2 = 36.56 dB
ABM1 comp = -8.53 dBA/m
Location: 0.5, -6.8, 3.7 mm

0 dB = 67.33 = 36.56 dB

#33_HAC_T-Coil_CDMA BC10_RTAP 153.6Kbps_Ch580_Axial (Z)

Communication System: CDMA ; Frequency: 820.5 MHz
Medium: Air Medium parameters used: $\sigma = 0$ S/m, $\varepsilon_r = 1$; $\rho = 0$ kg/m^3
Ambient Temperature：23.5 ℃

DASY5 Configuration:
- Probe: AM1DV3 - 3130; ; Calibrated: 2018/11/20
- Sensor-Surface: 0mm (Fix Surface)
- Electronics: DAE4 Sn854; Calibrated: 2018/6/14
- Phantom: HAC Test Arch with AMCC; Type: SD HAC P01 BA;
- Measurement SW: DASY52, Version 52.10 (1);SEMCAD X Version 14.6.11 (7439)

General Scans/z (axial) 4.2mm 50 x 50/ABM Interpolated SNR(x,y,z) (121x121x1): Interpolated grid: dx=1.000 mm, dy=1.000 mm
ABM1/ABM2 = 40.50 dB
ABM1 comp = -0.22 dBA/m
Location: -0.2, 3, 3.7 mm

0 dB = 106.0 = 40.51 dB

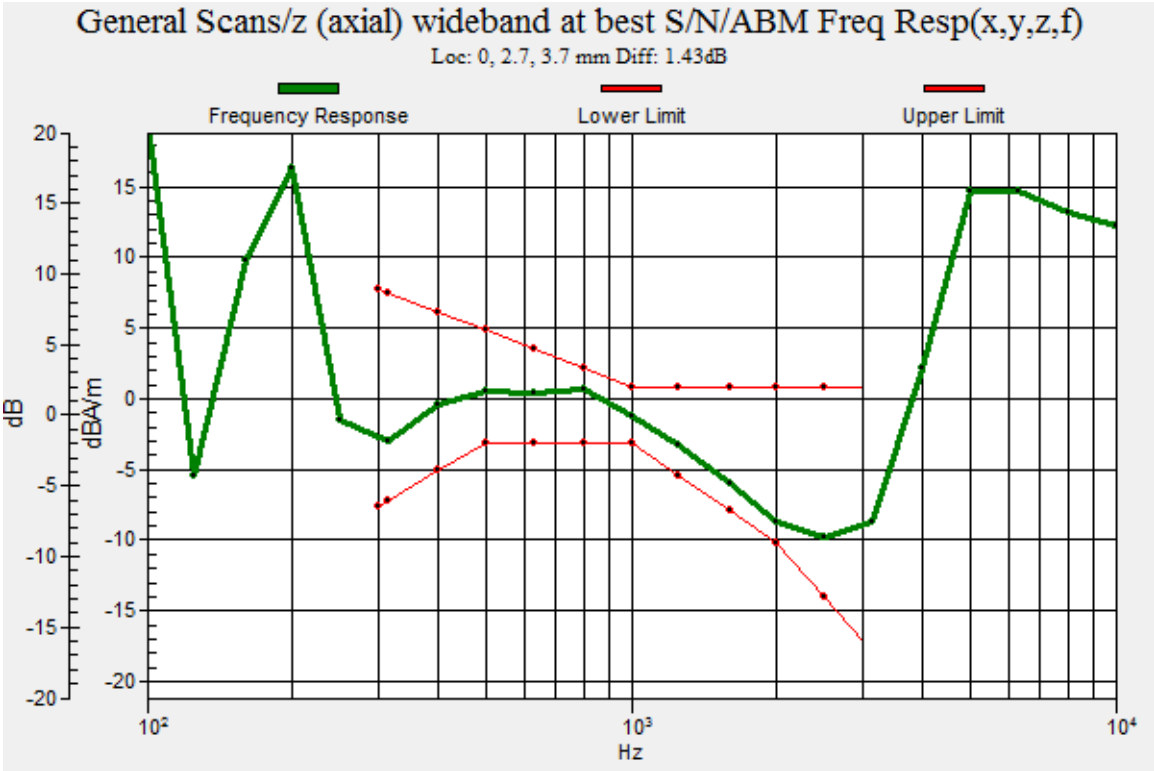
General Scans/z (axial) wideband at best S/N/ABM Freq Resp(x,y,z,f)
Loc: 0, 2.7, 3.7 mm Diff: 1.43dB
Frequency Response
Lower Limit
Upper Limit
dB
dBA/m
Hz

#33_HAC_T-Coil_CDMA BC10_RTAP 153.6Kbps_Ch580_Transversal (Y)

Communication System: CDMA ; Frequency: 820.5 MHz
Medium: Air Medium parameters used: $\sigma = 0$ S/m, $\varepsilon_r = 1$; $\rho = 0$ kg/m^3
Ambient Temperature：23.5 ℃

DASY5 Configuration:
- Probe: AM1DV3 - 3130; ; Calibrated: 2018/11/20
- Sensor-Surface: 0mm (Fix Surface)
- Electronics: DAE4 Sn854; Calibrated: 2018/6/14
- Phantom: HAC Test Arch with AMCC; Type: SD HAC P01 BA;
- Measurement SW: DASY52, Version 52.10 (1);SEMCAD X Version 14.6.11 (7439)

General Scans/y (transversal) 4.2mm 50 x 50/ABM Interpolated SNR(x,y,z) (121x121x1): Interpolated grid: dx=1.000 mm, dy=1.000 mm
ABM1/ABM2 = 36.91 dB
ABM1 comp = -7.39 dBA/m
Location: 2.6, -6.1, 3.7 mm

0 dB = 70.09 = 36.91 dB

#24_HAC_T-Coil_LTE Band 26_15M_QPSK_1_0_Ch26865_Axial (Z)

Communication System: LTE ; Frequency: 831.5 MHz
Medium: Air Medium parameters used: $\sigma = 0$ S/m, $\varepsilon_r = 1$; $\rho = 0$ kg/m^3
Ambient Temperature：23.5 ℃

DASY5 Configuration:
- Probe: AM1DV3 - 3130; ; Calibrated: 2018/11/20
- Sensor-Surface: 0mm (Fix Surface)
- Electronics: DAE4 Sn854; Calibrated: 2018/6/14
- Phantom: HAC Test Arch with AMCC; Type: SD HAC P01 BA;
- Measurement SW: DASY52, Version 52.10 (1);SEMCAD X Version 14.6.11 (7439)

General Scans/z (axial) 4.2mm 50 x 50/ABM Interpolated SNR(x,y,z) (121x121x1): Interpolated grid: dx=1.000 mm, dy=1.000 mm
ABM1/ABM2 = 40.90 dB
ABM1 comp = 1.76 dBA/m
Location: 1.9, 2.3, 3.7 mm

0 dB = 111.0 = 40.91 dB

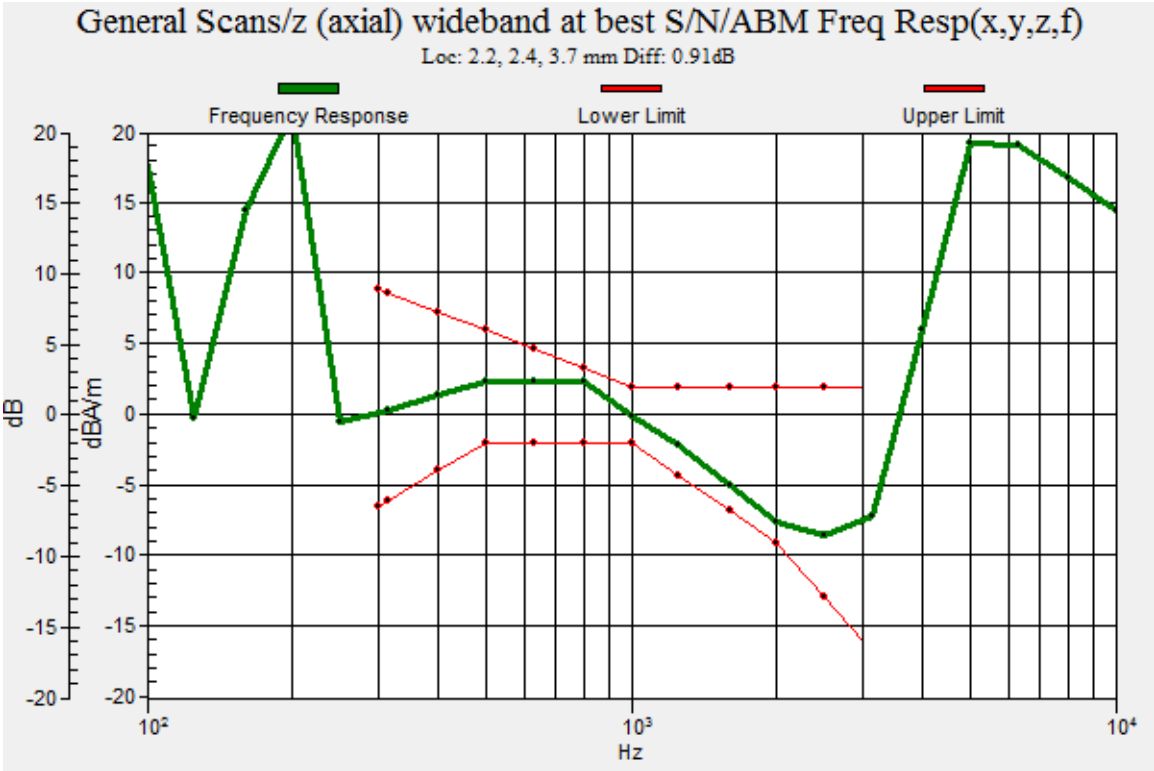
General Scans/z (axial) wideband at best S/N/ABM Freq Resp(x,y,z,f)
Loc: 2.2, 2.4, 3.7 mm Diff: 0.91dB
Frequency Response
Lower Limit
Upper Limit
dB
dBA/m
20
15
10
5
0
-5
-10
-15
-20
10²
10³
10⁴
Hz

#24_HAC_T-Coil_LTE Band 26_15M_QPSK_1_0_Ch26865_Transversal (Y)

Communication System: LTE ; Frequency: 831.5 MHz
Medium: Air Medium parameters used: $\sigma = 0$ S/m, $\varepsilon_r = 1$; $\rho = 0$ kg/m^3
Ambient Temperature：23.5 ℃

DASY5 Configuration:
- Probe: AM1DV3 - 3130; ; Calibrated: 2018/11/20
- Sensor-Surface: 0mm (Fix Surface)
- Electronics: DAE4 Sn854; Calibrated: 2018/6/14
- Phantom: HAC Test Arch with AMCC; Type: SD HAC P01 BA;
- Measurement SW: DASY52, Version 52.10 (1);SEMCAD X Version 14.6.11 (7439)

General Scans/y (transversal) 4.2mm 50 x 50/ABM Interpolated SNR(x,y,z) (121x121x1): Interpolated grid: dx=1.000 mm, dy=1.000 mm
ABM1/ABM2 = 37.05 dB
ABM1 comp = -7.44 dBA/m
Location: -0.2, -6.1, 3.7 mm

0 dB = 71.22 = 37.05 dB

#25_HAC_T-Coil_LTE Band 41_20M_QPSK_1_0_Ch40620_Axial (Z)

Communication System: LTE TDD ; Frequency: 2593 MHz
Medium: Air Medium parameters used: $\sigma = 0$ S/m, $\varepsilon_r = 1$; $\rho = 0$ kg/m^3
Ambient Temperature：23.5 ℃

DASY5 Configuration:
- Probe: AM1DV3 - 3130; ; Calibrated: 2018/11/20
- Sensor-Surface: 0mm (Fix Surface)
- Electronics: DAE4 Sn854; Calibrated: 2018/6/14
- Phantom: HAC Test Arch with AMCC; Type: SD HAC P01 BA;
- Measurement SW: DASY52, Version 52.10 (1);SEMCAD X Version 14.6.11 (7439)

General Scans/z (axial) 4.2mm 50 x 50/ABM Interpolated SNR(x,y,z) (121x121x1): Interpolated grid: dx=1.000 mm, dy=1.000 mm
ABM1/ABM2 = 36.95 dB
ABM1 comp = -0.18 dBA/m
Location: 4, -2.6, 3.7 mm

0 dB = 70.39 = 36.95 dB

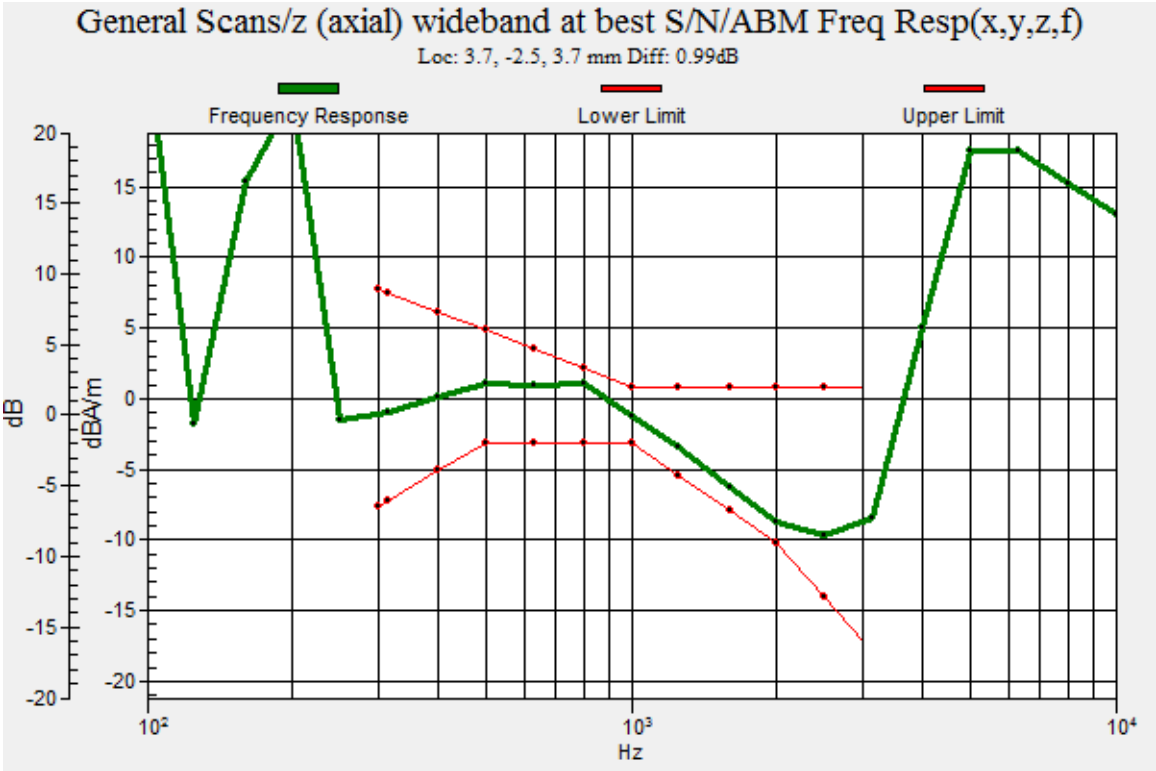
General Scans/z (axial) wideband at best S/N/ABM Freq Resp(x,y,z,f)
Loc: 3.7, -2.5, 3.7 mm Diff: 0.99dB
Frequency Response
Lower Limit
Upper Limit
dB
dBA/m
Hz

#25_HAC_T-Coil_LTE Band 41_20M_QPSK_1_0_Ch40620_Transversal (Y)

Communication System: LTE TDD ; Frequency: 2593 MHz
Medium: Air Medium parameters used: $\sigma = 0$ S/m, $\varepsilon_r = 1$; $\rho = 0$ kg/m^3
Ambient Temperature：23.5 ℃

DASY5 Configuration:
- Probe: AM1DV3 - 3130; ; Calibrated: 2018/11/20
- Sensor-Surface: 0mm (Fix Surface)
- Electronics: DAE4 Sn854; Calibrated: 2018/6/14
- Phantom: HAC Test Arch with AMCC; Type: SD HAC P01 BA;
- Measurement SW: DASY52, Version 52.10 (1);SEMCAD X Version 14.6.11 (7439)

General Scans/y (transversal) 4.2mm 50 x 50/ABM Interpolated SNR(x,y,z) (121x121x1): Interpolated grid: dx=1.000 mm, dy=1.000 mm
ABM1/ABM2 = 28.12 dB
ABM1 comp = -17.81 dBA/m
Location: -8.6, -17.3, 3.7 mm

0 dB = 25.46 = 28.12 dB

#26_HAC_T-Coil_WLAN2.4GHz_802.11b 1Mbps_Ch6_Axial (Z)

Communication System: 802.11b ; Frequency: 2437 MHz
Medium: Air Medium parameters used: $\sigma = 0$ S/m, $\varepsilon_r = 1$; $\rho = 0$ kg/m^3
Ambient Temperature：23.5 ℃

DASY5 Configuration:
- Probe: AM1DV3 - 3130; ; Calibrated: 2018/11/20
- Sensor-Surface: 0mm (Fix Surface)
- Electronics: DAE4 Sn854; Calibrated: 2018/6/14
- Phantom: HAC Test Arch with AMCC; Type: SD HAC P01 BA;
- Measurement SW: DASY52, Version 52.10 (1);SEMCAD X Version 14.6.11 (7439)

General Scans/z (axial) 4.2mm 50 x 50/ABM Interpolated SNR(x,y,z) (121x121x1): Interpolated grid: dx=1.000 mm, dy=1.000 mm
ABM1/ABM2 = 36.05 dB
ABM1 comp = 1.45 dBA/m
Location: 3.3, 2.3, 3.7 mm

0 dB = 63.47 = 36.05 dB

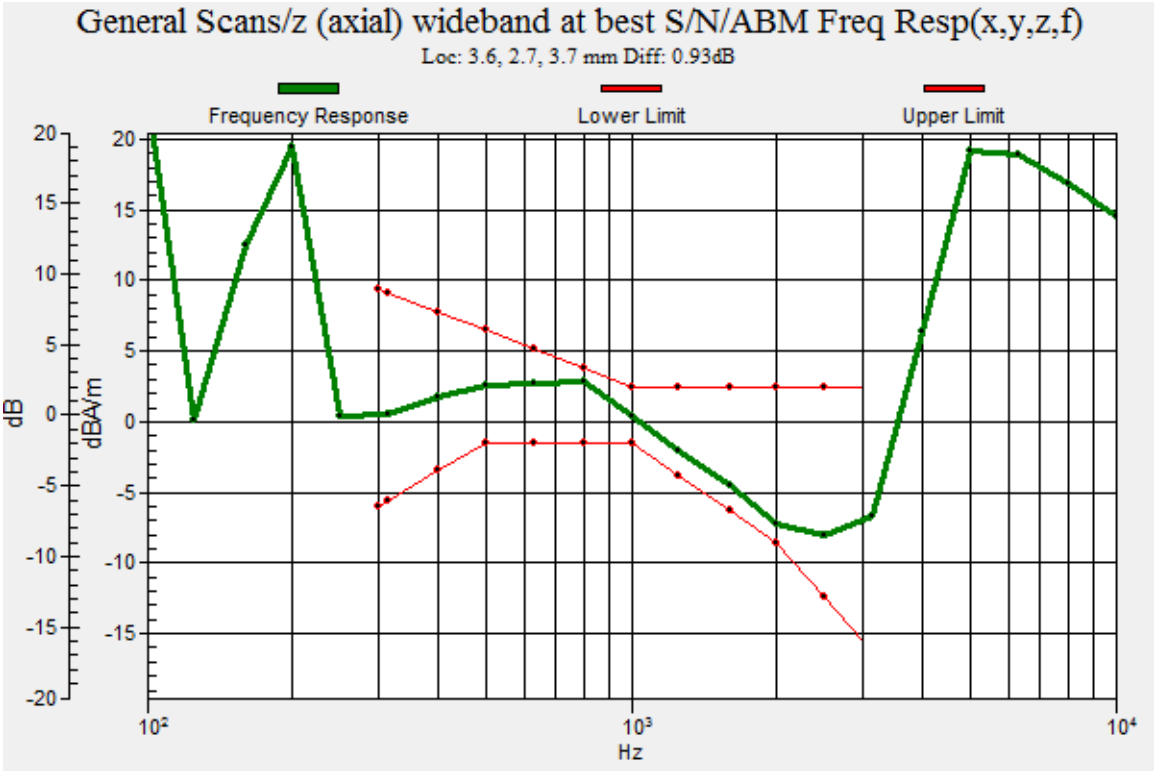
General Scans/z (axial) wideband at best S/N/ABM Freq Resp(x,y,z,f)
Loc: 3.6, 2.7, 3.7 mm Diff: 0.93dB
Frequency Response
Lower Limit
Upper Limit
dB
dBA/m
20
15
10
5
0
-5
-10
-15
-20
10^2
10^3
10^4
Hz

#26_HAC_T-Coil_WLAN2.4GHz_802.11b 1Mbps_Ch6_Transversal (Y)

Communication System: 802.11b ; Frequency: 2437 MHz
Medium: Air Medium parameters used: $\sigma = 0$ S/m, $\varepsilon_r = 1$; $\rho = 0$ kg/m^3
Ambient Temperature：23.5 ℃

DASY5 Configuration:
- Probe: AM1DV3 - 3130; ; Calibrated: 2018/11/20
- Sensor-Surface: 0mm (Fix Surface)
- Electronics: DAE4 Sn854; Calibrated: 2018/6/14
- Phantom: HAC Test Arch with AMCC; Type: SD HAC P01 BA;
- Measurement SW: DASY52, Version 52.10 (1);SEMCAD X Version 14.6.11 (7439)

General Scans/y (transversal) 4.2mm 50 x 50/ABM Interpolated SNR(x,y,z) (121x121x1): Interpolated grid: dx=1.000 mm, dy=1.000 mm
ABM1/ABM2 = 38.06 dB
ABM1 comp = -7.04 dBA/m
Location: 0.5, 10.7, 3.7 mm

0 dB = 80.00 = 38.06 dB

#27_HAC_T-Coil_WLAN5GHz_802.11a 6Mbps_Ch124_Axial (Z)

Communication System: 802.11a ; Frequency: 5620 MHz
Medium: Air Medium parameters used: $\sigma = 0$ S/m, $\varepsilon_r = 1$; $\rho = 0$ kg/m^3
Ambient Temperature：23.5 ℃

DASY5 Configuration:
- Probe: AM1DV3 - 3130; ; Calibrated: 2018/11/20
- Sensor-Surface: 0mm (Fix Surface)
- Electronics: DAE4 Sn854; Calibrated: 2018/6/14
- Phantom: HAC Test Arch with AMCC; Type: SD HAC P01 BA;
- Measurement SW: DASY52, Version 52.10 (1);SEMCAD X Version 14.6.11 (7439)

General Scans/z (axial) 4.2mm 50 x 50/ABM Interpolated SNR(x,y,z) (121x121x1): Interpolated grid: dx=1.000 mm, dy=1.000 mm
ABM1/ABM2 = 36.93 dB
ABM1 comp = 2.06 dBA/m
Location: 3.3, 2.3, 3.7 mm

0 dB = 70.20 = 36.93 dB

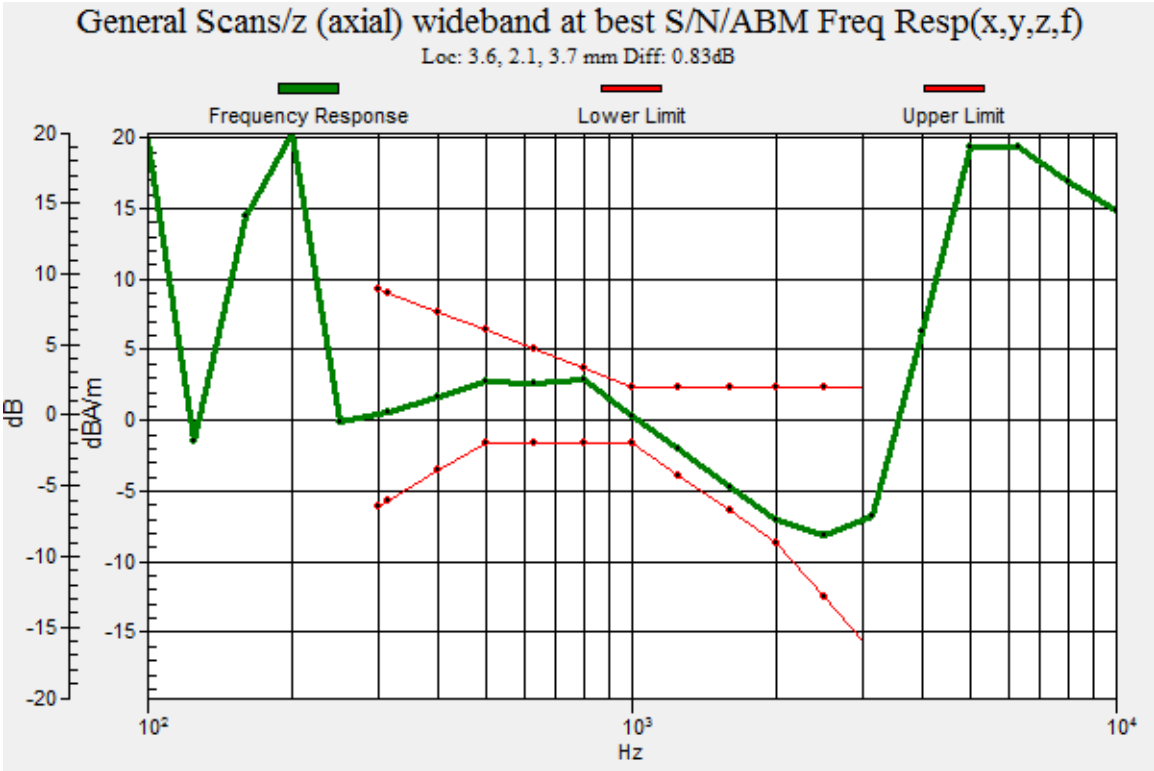
General Scans/z (axial) wideband at best S/N/ABM Freq Resp(x,y,z,f)
Loc: 3.6, 2.1, 3.7 mm Diff: 0.83dB
Frequency Response
Lower Limit
Upper Limit
dB
dBA/m
20
15
10
5
0
-5
-10
-15
-20
10^2
10^3
10^4
Hz

#27_HAC_T-Coil_WLAN5GHz_802.11a 6Mbps_Ch124_Transversal (Y)

Communication System: 802.11a ; Frequency: 5620 MHz
Medium: Air Medium parameters used: $\sigma = 0$ S/m, $\varepsilon_r = 1$; $\rho = 0$ kg/m^3
Ambient Temperature：23.5 ℃

DASY5 Configuration:
- Probe: AM1DV3 - 3130; ; Calibrated: 2018/11/20
- Sensor-Surface: 0mm (Fix Surface)
- Electronics: DAE4 Sn854; Calibrated: 2018/6/14
- Phantom: HAC Test Arch with AMCC; Type: SD HAC P01 BA;
- Measurement SW: DASY52, Version 52.10 (1);SEMCAD X Version 14.6.11 (7439)

General Scans/y (transversal) 4.2mm 50 x 50/ABM Interpolated SNR(x,y,z) (121x121x1): Interpolated grid: dx=1.000 mm, dy=1.000 mm
ABM1/ABM2 = 36.49 dB
ABM1 comp = -8.99 dBA/m
Location: -3, 11.4, 3.7 mm

0 dB = 66.74 = 36.49 dB