LTE Band 41 / 20MHz+15MHz

Middle Channel / QPSK

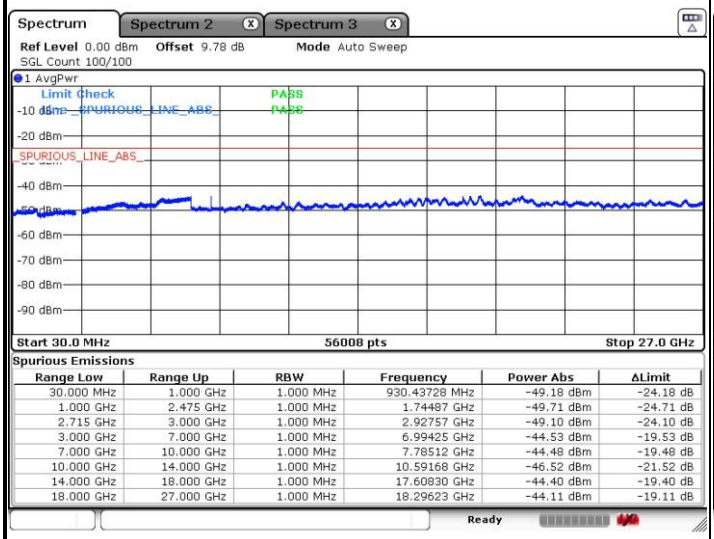

Spurious Emissions

Range Low	Range Up	RBW	Frequency	Power Abs	ΔLimit
30.000 MHz	1.000 GHz	1.000 MHz	930.43728 MHz	-49.18 dBm	-24.18 dB
1.000 GHz	2.475 GHz	1.000 MHz	1.74487 GHz	-49.71 dBm	-24.71 dB
2.715 GHz	3.000 GHz	1.000 MHz	2.92757 GHz	-49.10 dBm	-24.10 dB
3.000 GHz	7.000 GHz	1.000 MHz	6.99425 GHz	-44.53 dBm	-19.53 dB
7.000 GHz	10.000 GHz	1.000 MHz	7.78512 GHz	-44.48 dBm	-19.48 dB
10.000 GHz	14.000 GHz	1.000 MHz	10.59168 GHz	-46.52 dBm	-21.52 dB
14.000 GHz	18.000 GHz	1.000 MHz	17.60830 GHz	-44.40 dBm	-19.40 dB
18.000 GHz	27.000 GHz	1.000 MHz	18.29623 GHz	-44.11 dBm	-19.11 dB

Date: 30.OCT.2018 00:29:24

Middle Channel / 16QAM

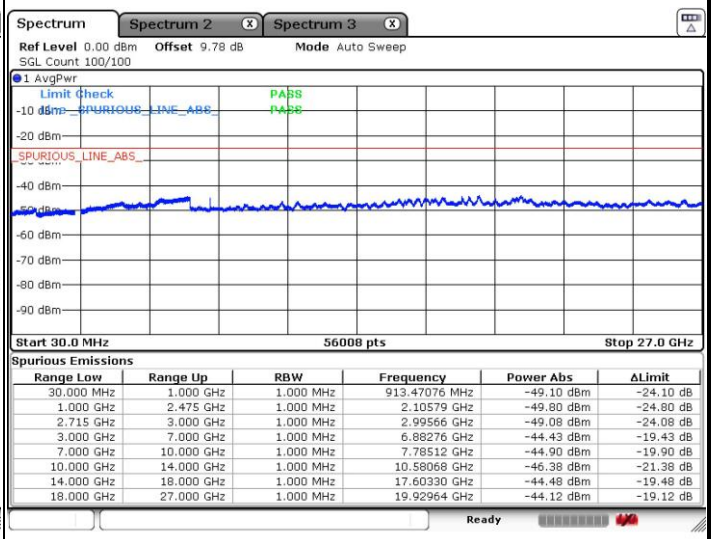

Spurious Emissions

Range Low	Range Up	RBW	Frequency	Power Abs	ΔLimit
30.000 MHz	1.000 GHz	1.000 MHz	913.47076 MHz	-49.10 dBm	-24.10 dB
1.000 GHz	2.475 GHz	1.000 MHz	2.10579 GHz	-49.80 dBm	-24.80 dB
2.715 GHz	3.000 GHz	1.000 MHz	2.99566 GHz	-49.08 dBm	-24.08 dB
3.000 GHz	7.000 GHz	1.000 MHz	6.88276 GHz	-44.43 dBm	-19.43 dB
7.000 GHz	10.000 GHz	1.000 MHz	7.78512 GHz	-44.90 dBm	-19.90 dB
10.000 GHz	14.000 GHz	1.000 MHz	10.58068 GHz	-46.38 dBm	-21.38 dB
14.000 GHz	18.000 GHz	1.000 MHz	17.60330 GHz	-44.48 dBm	-19.48 dB
18.000 GHz	27.000 GHz	1.000 MHz	19.92964 GHz	-44.12 dBm	-19.12 dB

Date: 30.OCT.2018 00:30:24

Middle Channel / 64QAM

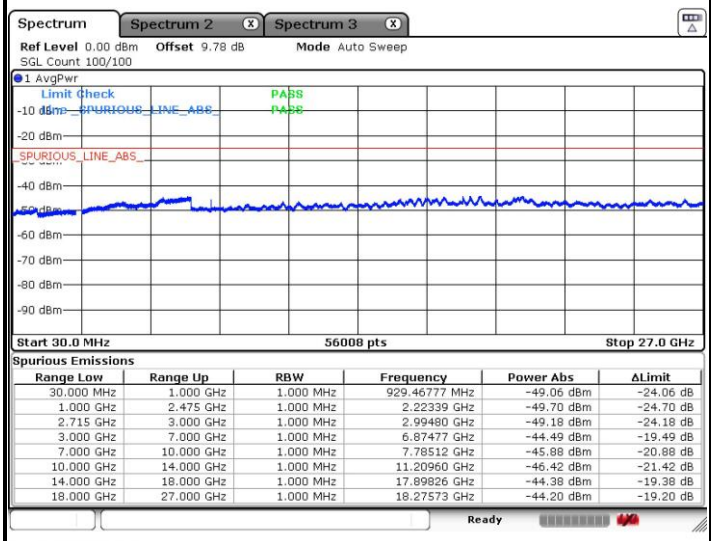

Spurious Emissions

Range Low	Range Up	RBW	Frequency	Power Abs	ΔLimit
30.000 MHz	1.000 GHz	1.000 MHz	929.46777 MHz	-49.06 dBm	-24.06 dB
1.000 GHz	2.475 GHz	1.000 MHz	2.22339 GHz	-49.70 dBm	-24.70 dB
2.715 GHz	3.000 GHz	1.000 MHz	2.99480 GHz	-49.18 dBm	-24.18 dB
3.000 GHz	7.000 GHz	1.000 MHz	6.87477 GHz	-44.49 dBm	-19.49 dB
7.000 GHz	10.000 GHz	1.000 MHz	7.78512 GHz	-45.88 dBm	-20.88 dB
10.000 GHz	14.000 GHz	1.000 MHz	11.20960 GHz	-46.42 dBm	-21.42 dB
14.000 GHz	18.000 GHz	1.000 MHz	17.89826 GHz	-44.38 dBm	-19.38 dB
18.000 GHz	27.000 GHz	1.000 MHz	18.27573 GHz	-44.20 dBm	-19.20 dB

Date: 30.OCT.2018 00:31:18

N/A

LTE Band 41 / 20MHz+15MHz

Highest Channel / QPSK

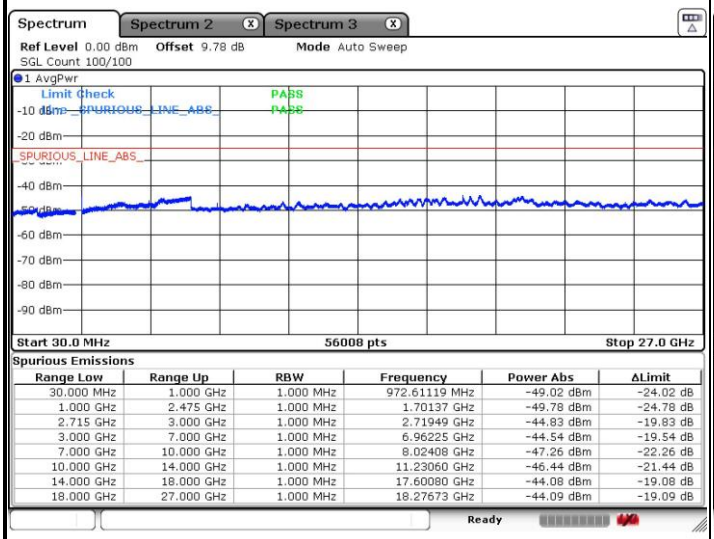

Spurious Emissions

Range Low	Range Up	RBW	Frequency	Power Abs	ΔLimit
30.000 MHz	1.000 GHz	1.000 MHz	972.61119 MHz	-49.02 dBm	-24.02 dB
1.000 GHz	2.475 GHz	1.000 MHz	1.70137 GHz	-49.78 dBm	-24.78 dB
2.715 GHz	3.000 GHz	1.000 MHz	2.71949 GHz	-44.83 dBm	-19.83 dB
3.000 GHz	7.000 GHz	1.000 MHz	6.96225 GHz	-44.54 dBm	-19.54 dB
7.000 GHz	10.000 GHz	1.000 MHz	8.02408 GHz	-47.26 dBm	-22.26 dB
10.000 GHz	14.000 GHz	1.000 MHz	11.23060 GHz	-46.44 dBm	-21.44 dB
14.000 GHz	18.000 GHz	1.000 MHz	17.60080 GHz	-44.08 dBm	-19.08 dB
18.000 GHz	27.000 GHz	1.000 MHz	18.27673 GHz	-44.09 dBm	-19.09 dB

Date: 30.OCT.2018 00:40:01

Highest Channel / 16QAM

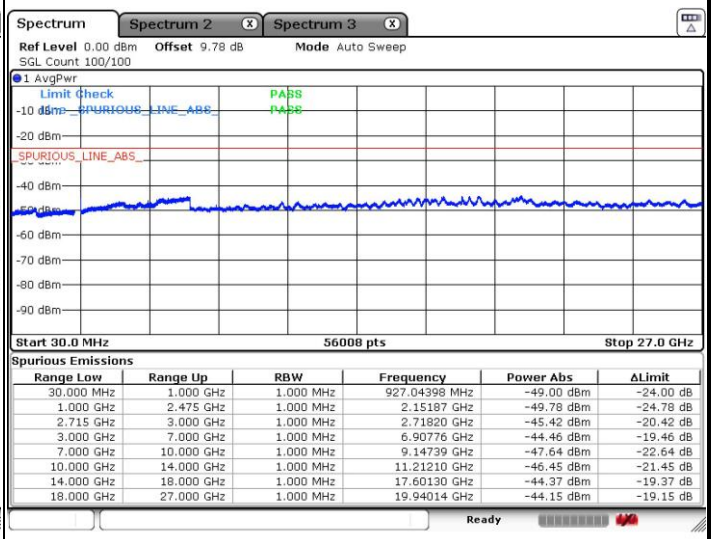

Spurious Emissions

Range Low	Range Up	RBW	Frequency	Power Abs	ΔLimit
30.000 MHz	1.000 GHz	1.000 MHz	927.04398 MHz	-49.00 dBm	-24.00 dB
1.000 GHz	2.475 GHz	1.000 MHz	2.15187 GHz	-49.78 dBm	-24.78 dB
2.715 GHz	3.000 GHz	1.000 MHz	2.71820 GHz	-45.42 dBm	-20.42 dB
3.000 GHz	7.000 GHz	1.000 MHz	6.90776 GHz	-44.46 dBm	-19.46 dB
7.000 GHz	10.000 GHz	1.000 MHz	9.14739 GHz	-47.64 dBm	-22.64 dB
10.000 GHz	14.000 GHz	1.000 MHz	11.21210 GHz	-46.45 dBm	-21.45 dB
14.000 GHz	18.000 GHz	1.000 MHz	17.60130 GHz	-44.37 dBm	-19.37 dB
18.000 GHz	27.000 GHz	1.000 MHz	19.94014 GHz	-44.15 dBm	-19.15 dB

Date: 30.OCT.2018 00:38:50

Highest Channel / 64QAM

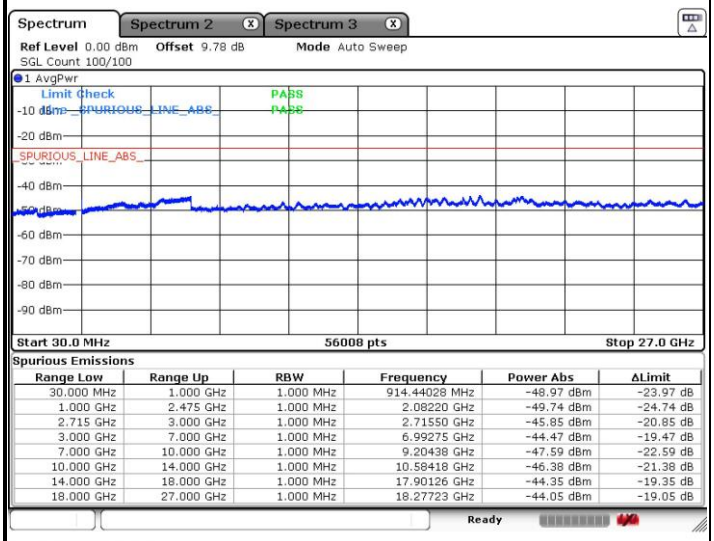

Spurious Emissions

Range Low	Range Up	RBW	Frequency	Power Abs	ΔLimit
30.000 MHz	1.000 GHz	1.000 MHz	914.44028 MHz	-48.97 dBm	-23.97 dB
1.000 GHz	2.475 GHz	1.000 MHz	2.08220 GHz	-49.74 dBm	-24.74 dB
2.715 GHz	3.000 GHz	1.000 MHz	2.71550 GHz	-45.85 dBm	-20.85 dB
3.000 GHz	7.000 GHz	1.000 MHz	6.99275 GHz	-44.47 dBm	-19.47 dB
7.000 GHz	10.000 GHz	1.000 MHz	9.20438 GHz	-47.59 dBm	-22.59 dB
10.000 GHz	14.000 GHz	1.000 MHz	10.58418 GHz	-46.38 dBm	-21.38 dB
14.000 GHz	18.000 GHz	1.000 MHz	17.90126 GHz	-44.35 dBm	-19.35 dB
18.000 GHz	27.000 GHz	1.000 MHz	18.27723 GHz	-44.05 dBm	-19.05 dB

Date: 30.OCT.2018 00:37:51

N/A

LTE Band 41 / 20MHz+20MHz

Lowest Channel / QPSK

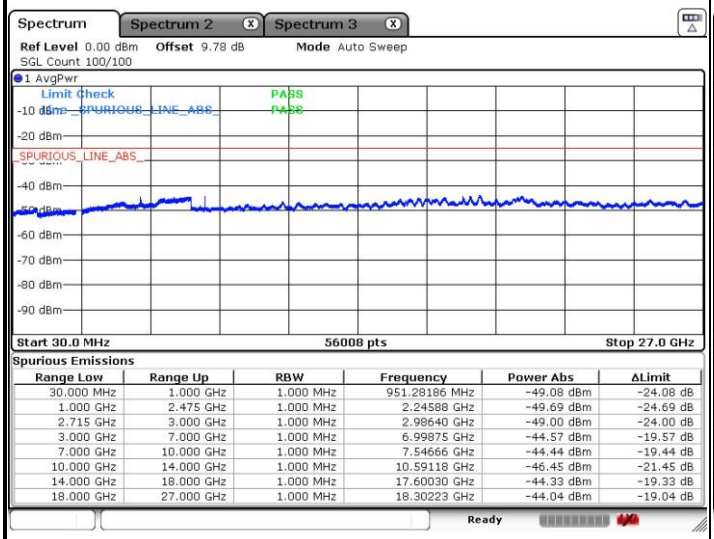

Spurious Emissions

Range Low	Range Up	RBW	Frequency	Power Abs	ΔLimit
30.000 MHz	1.000 GHz	1.000 MHz	951.28186 MHz	-49.08 dBm	-24.08 dB
1.000 GHz	2.475 GHz	1.000 MHz	2.24588 GHz	-49.69 dBm	-24.69 dB
2.715 GHz	3.000 GHz	1.000 MHz	2.98640 GHz	-49.00 dBm	-24.00 dB
3.000 GHz	7.000 GHz	1.000 MHz	6.99875 GHz	-44.57 dBm	-19.57 dB
7.000 GHz	10.000 GHz	1.000 MHz	7.54666 GHz	-44.44 dBm	-19.44 dB
10.000 GHz	14.000 GHz	1.000 MHz	10.59118 GHz	-46.45 dBm	-21.45 dB
14.000 GHz	18.000 GHz	1.000 MHz	17.60030 GHz	-44.33 dBm	-19.33 dB
18.000 GHz	27.000 GHz	1.000 MHz	18.30223 GHz	-44.04 dBm	-19.04 dB

Date: 30.OCT.2018 00:46:34

Lowest Channel / 16QAM

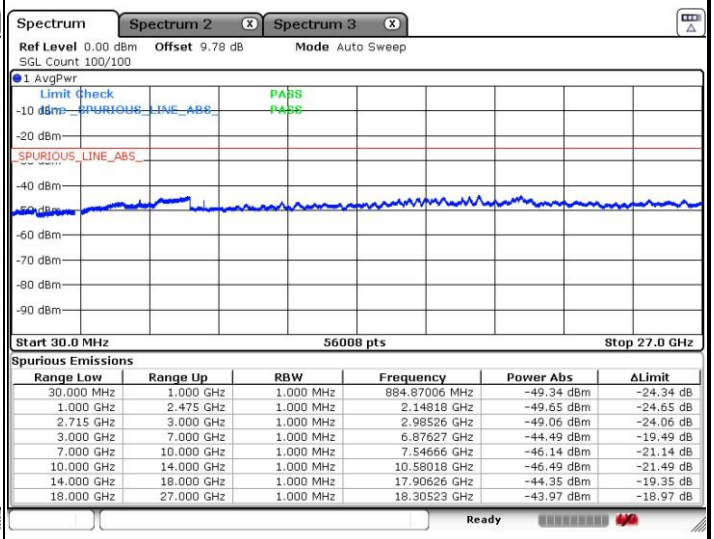

Spurious Emissions

Range Low	Range Up	RBW	Frequency	Power Abs	ΔLimit
30.000 MHz	1.000 GHz	1.000 MHz	884.87006 MHz	-49.34 dBm	-24.34 dB
1.000 GHz	2.475 GHz	1.000 MHz	2.14818 GHz	-49.65 dBm	-24.65 dB
2.715 GHz	3.000 GHz	1.000 MHz	2.98526 GHz	-49.06 dBm	-24.06 dB
3.000 GHz	7.000 GHz	1.000 MHz	6.87627 GHz	-44.49 dBm	-19.49 dB
7.000 GHz	10.000 GHz	1.000 MHz	7.54666 GHz	-46.14 dBm	-21.14 dB
10.000 GHz	14.000 GHz	1.000 MHz	10.58018 GHz	-46.49 dBm	-21.49 dB
14.000 GHz	18.000 GHz	1.000 MHz	17.90626 GHz	-44.35 dBm	-19.35 dB
18.000 GHz	27.000 GHz	1.000 MHz	18.30523 GHz	-43.97 dBm	-18.97 dB

Date: 30.OCT.2018 00:45:39

Lowest Channel / 64QAM

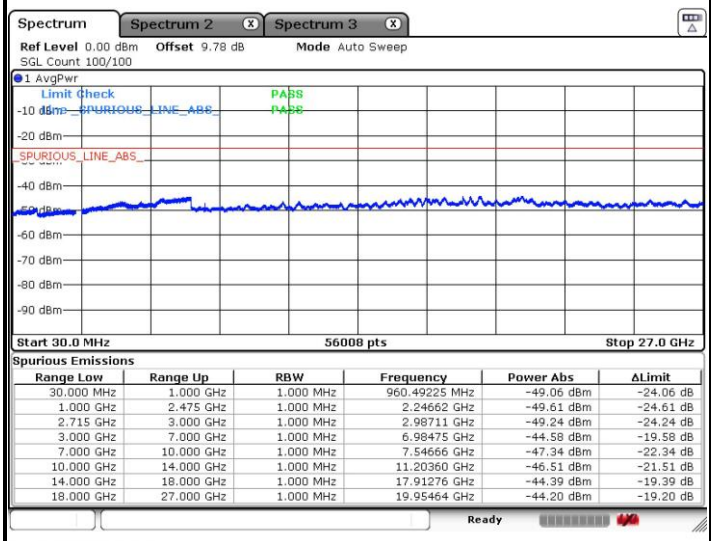

Spurious Emissions

Range Low	Range Up	RBW	Frequency	Power Abs	ΔLimit
30.000 MHz	1.000 GHz	1.000 MHz	960.49225 MHz	-49.06 dBm	-24.06 dB
1.000 GHz	2.475 GHz	1.000 MHz	2.24662 GHz	-49.61 dBm	-24.61 dB
2.715 GHz	3.000 GHz	1.000 MHz	2.98711 GHz	-49.24 dBm	-24.24 dB
3.000 GHz	7.000 GHz	1.000 MHz	6.98475 GHz	-44.58 dBm	-19.58 dB
7.000 GHz	10.000 GHz	1.000 MHz	7.54666 GHz	-47.34 dBm	-22.34 dB
10.000 GHz	14.000 GHz	1.000 MHz	11.20360 GHz	-46.51 dBm	-21.51 dB
14.000 GHz	18.000 GHz	1.000 MHz	17.91276 GHz	-44.39 dBm	-19.39 dB
18.000 GHz	27.000 GHz	1.000 MHz	19.95464 GHz	-44.20 dBm	-19.20 dB

Date: 30.OCT.2018 00:44:41

N/A

LTE Band 41 / 20MHz+20MHz

MiddleChannel / QPSK

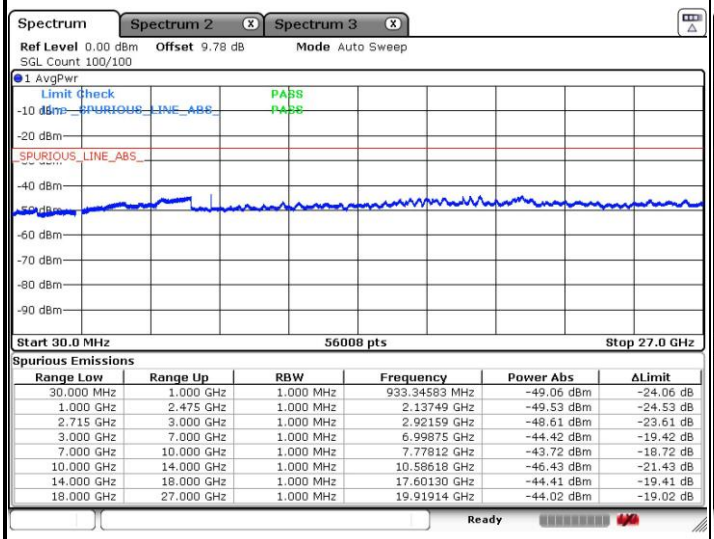

Spurious Emissions

Range Low	Range Up	RBW	Frequency	Power Abs	ΔLimit
30.000 MHz	1.000 GHz	1.000 MHz	933.34583 MHz	-49.06 dBm	-24.06 dB
1.000 GHz	2.475 GHz	1.000 MHz	2.13749 GHz	-49.53 dBm	-24.53 dB
2.715 GHz	3.000 GHz	1.000 MHz	2.92159 GHz	-48.61 dBm	-23.61 dB
3.000 GHz	7.000 GHz	1.000 MHz	6.99875 GHz	-44.42 dBm	-19.42 dB
7.000 GHz	10.000 GHz	1.000 MHz	7.77812 GHz	-43.72 dBm	-18.72 dB
10.000 GHz	14.000 GHz	1.000 MHz	10.58618 GHz	-46.43 dBm	-21.43 dB
14.000 GHz	18.000 GHz	1.000 MHz	17.60130 GHz	-44.41 dBm	-19.41 dB
18.000 GHz	27.000 GHz	1.000 MHz	19.91914 GHz	-44.02 dBm	-19.02 dB

Date: 30.OCT.2018 00:47:55

Middle Channel / 16QAM

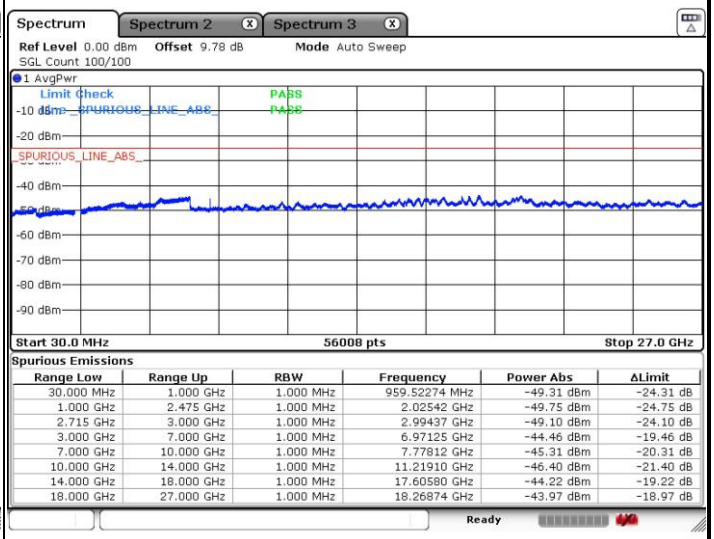

Spurious Emissions

Range Low	Range Up	RBW	Frequency	Power Abs	ΔLimit
30.000 MHz	1.000 GHz	1.000 MHz	959.52274 MHz	-49.31 dBm	-24.31 dB
1.000 GHz	2.475 GHz	1.000 MHz	2.02542 GHz	-49.75 dBm	-24.75 dB
2.715 GHz	3.000 GHz	1.000 MHz	2.99437 GHz	-49.10 dBm	-24.10 dB
3.000 GHz	7.000 GHz	1.000 MHz	6.97125 GHz	-44.46 dBm	-19.46 dB
7.000 GHz	10.000 GHz	1.000 MHz	7.77812 GHz	-45.31 dBm	-20.31 dB
10.000 GHz	14.000 GHz	1.000 MHz	11.21910 GHz	-46.40 dBm	-21.40 dB
14.000 GHz	18.000 GHz	1.000 MHz	17.60580 GHz	-44.22 dBm	-19.22 dB
18.000 GHz	27.000 GHz	1.000 MHz	18.26874 GHz	-43.97 dBm	-18.97 dB

Date: 30.OCT.2018 00:49:59

Middle Channel / 64QAM

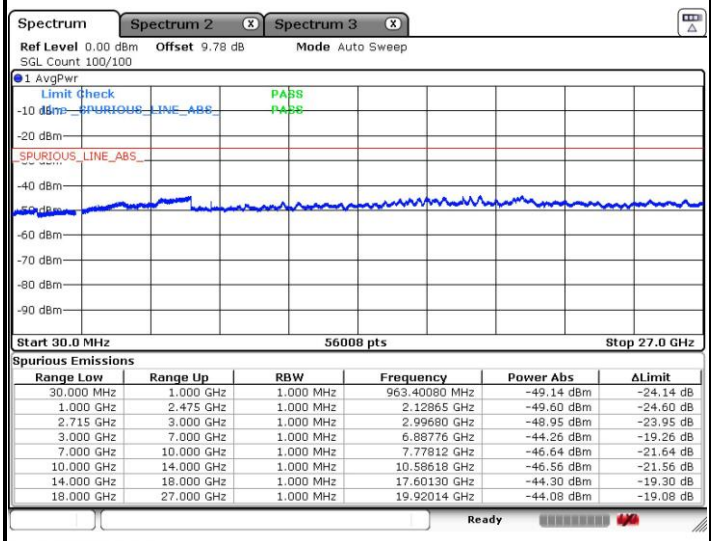

Spurious Emissions

Range Low	Range Up	RBW	Frequency	Power Abs	ΔLimit
30.000 MHz	1.000 GHz	1.000 MHz	963.40080 MHz	-49.14 dBm	-24.14 dB
1.000 GHz	2.475 GHz	1.000 MHz	2.12865 GHz	-49.60 dBm	-24.60 dB
2.715 GHz	3.000 GHz	1.000 MHz	2.99680 GHz	-48.95 dBm	-23.95 dB
3.000 GHz	7.000 GHz	1.000 MHz	6.88776 GHz	-44.26 dBm	-19.26 dB
7.000 GHz	10.000 GHz	1.000 MHz	7.77812 GHz	-46.64 dBm	-21.64 dB
10.000 GHz	14.000 GHz	1.000 MHz	10.58618 GHz	-46.56 dBm	-21.56 dB
14.000 GHz	18.000 GHz	1.000 MHz	17.60130 GHz	-44.30 dBm	-19.30 dB
18.000 GHz	27.000 GHz	1.000 MHz	19.92014 GHz	-44.08 dBm	-19.08 dB

Date: 30.OCT.2018 00:50:56

N/A

LTE Band 41 / 20MHz+20MHz

Highest Channel / QPSK

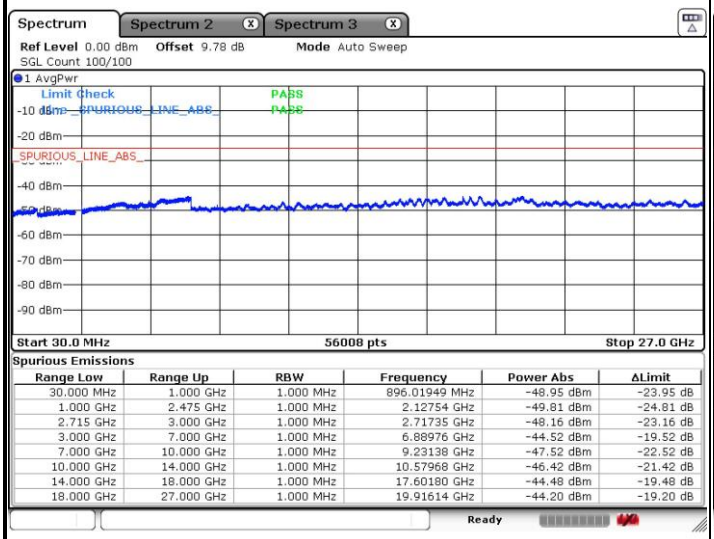

Spurious Emissions

Range Low	Range Up	RBW	Frequency	Power Abs	ΔLimit
30.000 MHz	1.000 GHz	1.000 MHz	896.01949 MHz	-48.95 dBm	-23.95 dB
1.000 GHz	2.475 GHz	1.000 MHz	2.12754 GHz	-49.81 dBm	-24.81 dB
2.715 GHz	3.000 GHz	1.000 MHz	2.71735 GHz	-48.16 dBm	-23.16 dB
3.000 GHz	7.000 GHz	1.000 MHz	6.88976 GHz	-44.52 dBm	-19.52 dB
7.000 GHz	10.000 GHz	1.000 MHz	9.23138 GHz	-47.52 dBm	-22.52 dB
10.000 GHz	14.000 GHz	1.000 MHz	10.57968 GHz	-46.42 dBm	-21.42 dB
14.000 GHz	18.000 GHz	1.000 MHz	17.60180 GHz	-44.48 dBm	-19.48 dB
18.000 GHz	27.000 GHz	1.000 MHz	19.91614 GHz	-44.20 dBm	-19.20 dB

Date: 30.OCT.2018 00:58:49

Highest Channel / 16QAM

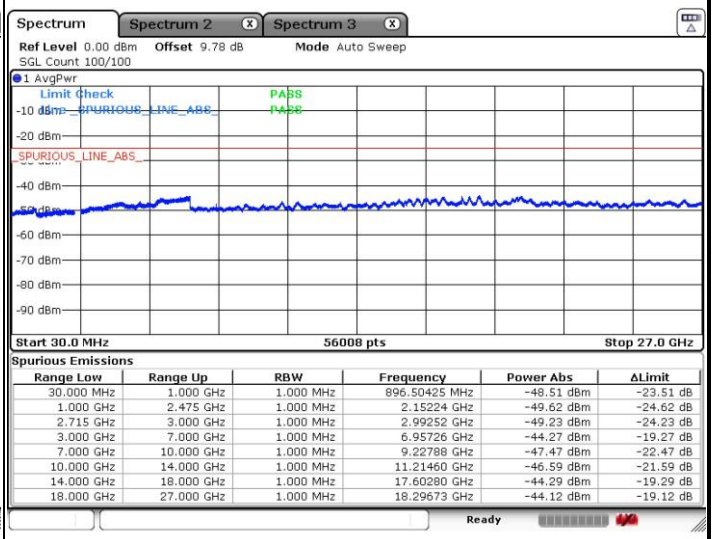

Spurious Emissions

Range Low	Range Up	RBW	Frequency	Power Abs	ΔLimit
30.000 MHz	1.000 GHz	1.000 MHz	896.50425 MHz	-48.51 dBm	-23.51 dB
1.000 GHz	2.475 GHz	1.000 MHz	2.15224 GHz	-49.62 dBm	-24.62 dB
2.715 GHz	3.000 GHz	1.000 MHz	2.99252 GHz	-49.23 dBm	-24.23 dB
3.000 GHz	7.000 GHz	1.000 MHz	6.95726 GHz	-44.27 dBm	-19.27 dB
7.000 GHz	10.000 GHz	1.000 MHz	9.22788 GHz	-47.47 dBm	-22.47 dB
10.000 GHz	14.000 GHz	1.000 MHz	11.21460 GHz	-46.59 dBm	-21.59 dB
14.000 GHz	18.000 GHz	1.000 MHz	17.60280 GHz	-44.29 dBm	-19.29 dB
18.000 GHz	27.000 GHz	1.000 MHz	18.29673 GHz	-44.12 dBm	-19.12 dB

Date: 30.OCT.2018 00:57:53

Highest Channel / 64QAM

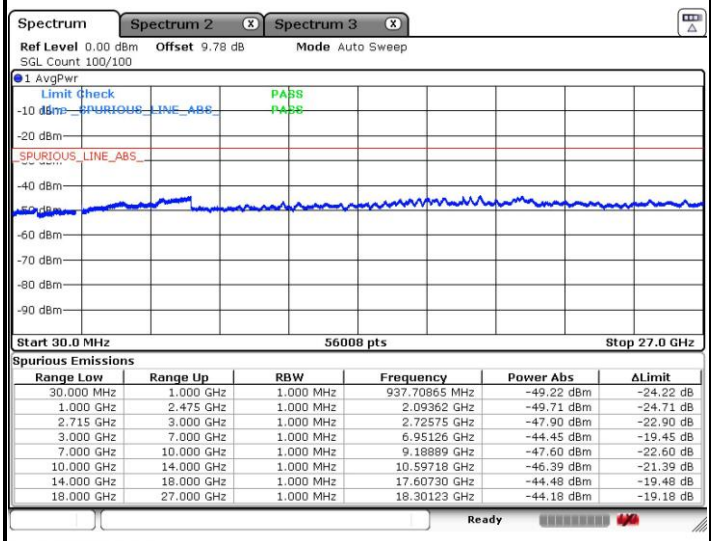

Spurious Emissions

Range Low	Range Up	RBW	Frequency	Power Abs	ΔLimit
30.000 MHz	1.000 GHz	1.000 MHz	937.70865 MHz	-49.22 dBm	-24.22 dB
1.000 GHz	2.475 GHz	1.000 MHz	2.09362 GHz	-49.71 dBm	-24.71 dB
2.715 GHz	3.000 GHz	1.000 MHz	2.72575 GHz	-47.90 dBm	-22.90 dB
3.000 GHz	7.000 GHz	1.000 MHz	6.95126 GHz	-44.45 dBm	-19.45 dB
7.000 GHz	10.000 GHz	1.000 MHz	9.18889 GHz	-47.60 dBm	-22.60 dB
10.000 GHz	14.000 GHz	1.000 MHz	10.59718 GHz	-46.39 dBm	-21.39 dB
14.000 GHz	18.000 GHz	1.000 MHz	17.60730 GHz	-44.48 dBm	-19.48 dB
18.000 GHz	27.000 GHz	1.000 MHz	18.30123 GHz	-44.18 dBm	-19.18 dB

Date: 30.OCT.2018 00:56:53

N/A

Frequency Stability

Test Conditions		LTE Band 41 (QPSK) / Middle Channel	Limit
Temperature (°C)	Voltage (Volt)	BW 20+20MHz	Note 2.
		Deviation (ppm)	Result
50	Normal Voltage	0.01	PASS
40	Normal Voltage	0.02	
30	Normal Voltage	-0.01	
20(Ref.)	Normal Voltage	-0.02	
10	Normal Voltage	0.01	
0	Normal Voltage	0.01	
-10	Normal Voltage	0.02	
-20	Normal Voltage	-0.01	
-30	Normal Voltage	0.02	
20	Maximum Voltage	-0.01	
20	Normal Voltage	0.01	
20	Battery End Point	0.02	

Note:

1. Normal Voltage =4.0 V.；Battery End Point (BEP) =3.4 V.；Maximum Voltage =4.4 V.
2. The frequency fundamental emissions stay within the authorized frequency block.

Appendix B. Test Results of Radiated Test

Radiated Spurious Emission

LTE Band 25 / 20MHz / QPSK								
Channel	Frequency (MHz)	EIRP (dBm)	Limit (dBm)	Over Limit (dB)	S.G. Power (dBm)	TX Cable loss (dB)	TX Antenna Gain (dBi)	Polarization (H/V)
Lowest	3702	-58.58	-13	-45.58	-63.45	3.55	8.42	H
	5553	-59.19	-13	-46.19	-65.53	4.34	10.68	H
	7404	-52.46	-13	-39.46	-59.26	5.14	11.94	H
	9252	-49.01	-13	-36.01	-56.02	5.69	12.70	H
	3702	-59.25	-13	-46.25	-64.12	3.55	8.42	V
	5553	-60.17	-13	-47.17	-66.51	4.34	10.68	V
	7404	-54.18	-13	-41.18	-60.98	5.14	11.94	V
	9252	-46.11	-13	-33.11	-53.12	5.69	12.70	V
Middle	3741	-55.84	-13	-42.84	-60.71	3.55	8.42	H
	5613	-58.32	-13	-45.32	-64.66	4.34	10.68	H
	7485	-51.08	-13	-38.08	-57.88	5.14	11.94	H
	9351	-48.49	-13	-35.49	-55.50	5.69	12.70	H
	3741	-61.39	-13	-48.39	-66.26	3.55	8.42	V
	5613	-59.22	-13	-46.22	-65.56	4.34	10.68	V
	7485	-54.19	-13	-41.19	-60.99	5.14	11.94	V
	9351	-45.86	-13	-32.86	-52.87	5.69	12.70	V
Highest	3792	-60.00	-13	-47.00	-64.87	3.55	8.42	H
	5688	-58.70	-13	-45.70	-65.04	4.34	10.68	H
	7584	-53.64	-13	-40.64	-60.44	5.14	11.94	H
	9477	-44.31	-13	-31.31	-51.32	5.69	12.70	H
	3792	-58.80	-13	-45.80	-63.67	3.55	8.42	V
	5688	-59.84	-13	-46.84	-66.18	4.34	10.68	V
	7584	-53.38	-13	-40.38	-60.18	5.14	11.94	V
	9477	-44.55	-13	-31.55	-51.56	5.69	12.70	V

Remark: Spurious emissions within 30-1000MHz were found more than 20dB below limit line.

LTE Band 5 / 10MHz / QPSK								
Channel	Frequency (MHz)	ERP (dBm)	Limit (dBm)	Over Limit (dB)	S.G. Power (dBm)	TX Cable loss (dB)	TX Antenna Gain (dBi)	Polarization (H/V)
Lowest	1650	-68.11	-13	-55.11	-69.32	2.319	5.68	H
	2474	-65.24	-13	-52.24	-65.87	3.02	5.80	H
	3300	-64.60	-13	-51.60	-67.06	3.27	7.88	H
	1650	-67.85	-13	-54.85	-69.06	2.32	5.68	V
	2474	-65.36	-13	-52.36	-65.99	3.02	5.80	V
	3300	-64.63	-13	-51.63	-67.09	3.27	7.88	V
Middle	1664	-66.87	-13	-53.87	-68.08	2.319	5.68	H
	2496	-64.89	-13	-51.89	-65.52	3.02	5.80	H
	3330	-64.24	-13	-51.24	-66.70	3.27	7.88	H
	1664	-66.96	-13	-53.96	-68.17	2.32	5.68	V
	2496	-64.41	-13	-51.41	-65.04	3.02	5.80	V
	3330	-64.29	-13	-51.29	-66.75	3.27	7.88	V
Highest	1680	-67.85	-13	-54.85	-69.06	2.319	5.68	H
	2518	-66.20	-13	-53.20	-66.83	3.02	5.80	H
	3360	-64.21	-13	-51.21	-66.67	3.27	7.88	H
	1680	-67.88	-13	-54.88	-69.09	2.32	5.68	V
	2518	-65.67	-13	-52.67	-66.30	3.02	5.80	V
	3360	-64.18	-13	-51.18	-66.64	3.27	7.88	V

Remark: Spurious emissions within 30-1000MHz were found more than 20dB below limit line.

LTE Band 26 / 15MHz / QPSK								
Channel	Frequency (MHz)	EIRP (dBm)	Limit (dBm)	Over Limit (dB)	S.G. Power (dBm)	TX Cable loss (dB)	TX Antenna Gain (dBi)	Polarization (H/V)
Lowest	1650	-68.23	-13	-55.23	-69.44	2.319	5.68	H
	2474	-64.61	-13	-51.61	-65.24	3.02	5.80	H
	3300	-63.90	-13	-50.90	-66.36	3.27	7.88	H
	1650	-68.09	-13	-55.09	-69.30	2.32	5.68	V
	2474	-64.79	-13	-51.79	-65.42	3.02	5.80	V
	3300	-63.70	-13	-50.70	-66.16	3.27	7.88	V
Middle	1660	-68.04	-13	-55.04	-69.25	2.319	5.68	H
	2490	-64.68	-13	-51.68	-65.31	3.02	5.80	H
	3318	-63.80	-13	-50.80	-66.26	3.27	7.88	H
	1660	-68.25	-13	-55.25	-69.46	2.32	5.68	V
	2490	-61.01	-13	-48.01	-61.64	3.02	5.80	V
	3318	-63.60	-13	-50.60	-66.06	3.27	7.88	V
Highest	1670	-68.01	-13	-55.01	-69.22	2.319	5.68	H
	2504	-65.43	-13	-52.43	-66.06	3.02	5.80	H
	3342	-64.02	-13	-51.02	-66.48	3.27	7.88	H
	1670	-68.14	-13	-55.14	-69.35	2.32	5.68	V
	2504	-65.35	-13	-52.35	-65.98	3.02	5.80	V
	3342	-64.37	-13	-51.37	-66.83	3.27	7.88	V

Remark: Spurious emissions within 30-1000MHz were found more than 20dB below limit line.

LTE Band 7 / 20MHz / QPSK								
Channel	Frequency (MHz)	EIRP (dBm)	Limit (dBm)	Over Limit (dB)	S.G. Power (dBm)	TX Cable loss (dB)	TX Antenna Gain (dBi)	Polarization (H/V)
Lowest	5000	-41.19	-25	-16.19	-47.20	4.20	10.21	H
	7503	-60.57	-25	-35.57	-67.43	5.12	11.98	H
	10004	-42.88	-25	-17.88	-49.92	5.86	12.90	H
	5000	-47.51	-25	-22.51	-53.52	4.20	10.21	V
	7504	-61.04	-25	-36.04	-67.90	5.12	11.98	V
	10004	-41.27	-25	-16.27	-48.31	5.86	12.90	V
Middle	5052	-40.76	-25	-15.76	-46.77	4.20	10.21	H
	7576	-60.13	-25	-35.13	-66.99	5.12	11.98	H
	10104	-41.92	-25	-16.92	-48.96	5.86	12.90	H
	5052	-47.63	-25	-22.63	-53.64	4.20	10.21	V
	7576	-60.26	-25	-35.26	-67.12	5.12	11.98	V
	10104	-42.18	-25	-17.18	-49.22	5.86	12.90	V
Highest	5100	-42.11	-25	-17.11	-48.12	4.20	10.21	H
	7652	-59.47	-25	-34.47	-66.33	5.12	11.98	H
	10204	-49.55	-25	-24.55	-56.59	5.86	12.90	H
	5100	-50.09	-25	-25.09	-56.10	4.20	10.21	V
	7652	-60.93	-25	-35.93	-67.79	5.12	11.98	V
	10204	-47.06	-25	-22.06	-54.10	5.86	12.90	V

Remark: Spurious emissions within 30-1000MHz were found more than 20dB below limit line.

LTE Band 12 / 10MHz / QPSK								
Channel	Frequency (MHz)	ERP (dBm)	Limit (dBm)	Over Limit (dB)	S.G. Power (dBm)	TX Cable loss (dB)	TX Antenna Gain (dBi)	Polarization (H/V)
Lowest	1400	-67.90	-13	-54.90	-69.11	2.319	5.68	H
	2098	-66.13	-13	-53.13	-66.76	3.02	5.80	H
	2798	-64.76	-13	-51.76	-67.22	3.27	7.88	H
	1400	-66.93	-13	-53.93	-68.14	2.32	5.68	V
	2098	-66.34	-13	-53.34	-66.97	3.02	5.80	V
	2798	-64.70	-13	-51.70	-67.16	3.27	7.88	V
Middle	1406.18	-66.99	-13	-53.99	-68.20	2.319	5.68	H
	2110	-65.98	-13	-52.98	-66.61	3.02	5.80	H
	2812	-64.82	-13	-51.82	-67.28	3.27	7.88	H
	1406	-66.29	-13	-53.29	-67.50	2.32	5.68	V
	2110	-66.34	-13	-53.34	-66.97	3.02	5.80	V
	2812	-64.76	-13	-51.76	-67.22	3.27	7.88	V
Highest	1414	-68.05	-13	-55.05	-69.26	2.319	5.68	H
	2120	-66.47	-13	-53.47	-67.10	3.02	5.80	H
	2826	-64.71	-13	-51.71	-67.17	3.27	7.88	H
	1414	-67.51	-13	-54.51	-68.72	2.32	5.68	V
	2120	-66.85	-13	-53.85	-67.48	3.02	5.80	V
	2826	-64.64	-13	-51.64	-67.10	3.27	7.88	V

Remark: Spurious emissions within 30-1000MHz were found more than 20dB below limit line.

LTE Band 13 / 5MHz / QPSK								
Channel	Frequency (MHz)	ERP (dBm)	Limit (dBm)	Over Limit (dB)	S.G. Power (dBm)	TX Cable loss (dB)	TX Antenna Gain (dBi)	Polarization (H/V)
Lowest	1554	-66.17	-13	-53.17	-70.03	2.23	6.09	H
	2332	-64.34	-13	-51.34	-64.87	2.83	5.51	H
	3108	-63.16	-13	-50.16	-65.10	3.21	7.30	H
	1554.68	-66.82	-13	-53.82	-70.68	2.23	6.09	V
	2332	-65.16	-13	-52.16	-65.69	2.83	5.51	V
	3108	-63.59	-13	-50.59	-65.53	3.21	7.30	V
Middle	1560	-67.44	-40	-27.44	-71.30	2.23	6.09	H
	2340	-65.11	-13	-52.11	-65.64	2.83	5.51	H
	3120	-64.12	-13	-51.12	-66.06	3.21	7.30	H
	1560	-67.50	-40	-27.50	-71.36	2.23	6.09	V
	2340	-65.55	-13	-52.55	-66.08	2.83	5.51	V
	3120	-63.97	-13	-50.97	-65.91	3.21	7.30	V
Highest	1564	-67.40	-40	-27.40	-71.26	2.23	6.09	H
	2348	-65.04	-13	-52.04	-65.57	2.83	5.51	H
	3129	-64.16	-13	-51.16	-66.10	3.21	7.30	H
	1564	-67.36	-40	-27.36	-71.22	2.23	6.09	V
	2348	-65.32	-13	-52.32	-65.85	2.83	5.51	V
	3129	-64.41	-13	-51.41	-66.35	3.21	7.30	V

Remark: Spurious emissions within 30-1000MHz were found more than 20dB below limit line.

LTE Band 13 / 10MHz / QPSK								
Channel	Frequency (MHz)	ERP (dBm)	Limit (dBm)	Over Limit (dB)	S.G. Power (dBm)	TX Cable loss (dB)	TX Antenna Gain (dBi)	Polarization (H/V)
Middle	1556	-67.24	-13	-54.24	-68.95	2.23	6.09	H
	2332	-64.11	-13	-51.11	-64.64	2.83	5.51	H
	3111	-63.86	-13	-50.86	-65.80	3.21	7.30	H
	1556	-67.11	-13	-54.11	-68.82	2.23	6.09	V
	2332	-65.47	-13	-52.47	-66.00	2.83	5.51	V
	3111	-63.96	-13	-50.96	-65.90	3.21	7.30	V

Remark: Spurious emissions within 30-1000MHz were found more than 20dB below limit line.

LTE Band 41 / 20MHz / QPSK								
Channel	Frequency (MHz)	EIRP (dBm)	Limit (dBm)	Over Limit (dB)	S.G. Power (dBm)	TX Cable loss (dB)	TX Antenna Gain (dBi)	Polarization (H/V)
Lowest	4992	-35.60	-25	-10.60	-41.61	4.20	10.21	H
	7492	-44.90	-25	-19.90	-51.76	5.12	11.98	H
	9988	-33.83	-25	-8.83	-40.87	5.86	12.90	H
	4992	-44.04	-25	-19.04	-50.05	4.20	10.21	V
	7492	-51.25	-25	-26.25	-58.11	5.12	11.98	V
	9988	-31.74	-25	-6.74	-38.78	5.86	12.90	V
Middle	5168	-37.58	-25	-12.58	-43.59	4.20	10.21	H
	7752	-50.62	-25	-25.62	-57.48	5.12	11.98	H
	10332	-41.58	-25	-16.58	-48.62	5.86	12.90	H
	5168	-44.91	-25	-19.91	-50.92	4.20	10.21	V
	7752	-53.61	-25	-28.61	-60.47	5.12	11.98	V
	10332	-39.73	-25	-14.73	-46.77	5.86	12.90	V
Highest	5340	-37.52	-25	-12.52	-43.53	4.20	10.21	H
	8012	-56.28	-25	-31.28	-63.14	5.12	11.98	H
	10683	-53.41	-25	-28.41	-60.45	5.86	12.90	H
	5340	-46.19	-25	-21.19	-52.20	4.20	10.21	V
	8012	-58.48	-25	-33.48	-65.34	5.12	11.98	V
	10683	-47.87	-25	-22.87	-54.91	5.86	12.90	V

Remark: Spurious emissions within 30-1000MHz were found more than 20dB below limit line.

LTE Band 66 / 20MHz / QPSK								
Channel	Frequency (MHz)	EIRP (dBm)	Limit (dBm)	Over Limit (dB)	S.G. Power (dBm)	TX Cable loss (dB)	TX Antenna Gain (dBi)	Polarization (H/V)
Lowest	3423	-53.61	-13	-40.61	-58.33	3.41	8.13	H
	5133	-60.09	-13	-47.09	-66.10	4.195	10.20	H
	6843	-56.15	-13	-43.15	-62.60	4.91	11.36	H
	3423	-52.57	-13	-39.57	-57.29	3.413	8.13	V
	5133	-60.14	-13	-47.14	-66.15	4.195	10.20	V
	6843	-57.41	-13	-44.41	-63.86	4.911	11.36	V
Middle	3471	-56.61	-13	-43.61	-61.33	3.41	8.13	H
	5208	-57.40	-13	-44.40	-63.41	4.195	10.20	H
	6945	-55.01	-13	-42.01	-61.46	4.91	11.36	H
	8679	-52.95	-13	-39.95	-59.92	5.53	12.50	H
	3471	-54.25	-13	-41.25	-58.97	3.413	8.13	V
	5208	-59.02	-13	-46.02	-65.03	4.195	10.20	V
	6945	-57.27	-13	-44.27	-63.72	4.911	11.36	V
	8679	-51.91	-13	-38.91	-58.88	5.527	12.50	V
Highest	3522	-54.95	-13	-41.95	-59.67	3.41	8.13	H
	5283	-60.85	-13	-47.85	-66.86	4.195	10.20	H
	7044	-55.91	-13	-42.91	-62.36	4.91	11.36	H
	3522	-54.36	-13	-41.36	-59.08	3.413	8.13	V
	5283	-60.70	-13	-47.70	-66.71	4.195	10.20	V
	7044	-56.67	-13	-43.67	-63.12	4.911	11.36	V

Remark: Spurious emissions within 30-1000MHz were found more than 20dB below limit line.

LTE Band 71 / 20MHz / QPSK								
Channel	Frequency (MHz)	EIRP (dBm)	Limit (dBm)	Over Limit (dB)	S.G. Power (dBm)	TX Cable loss (dB)	TX Antenna Gain (dBi)	Polarization (H/V)
Lowest	1328	-68.20	-13	-55.20	-69.91	2.23	6.09	H
	1992	-66.45	-13	-53.45	-66.98	2.83	5.51	H
	2656	-65.13	-13	-52.13	-67.07	3.21	7.30	H
	1328	-68.59	-13	-55.59	-70.30	2.23	6.09	V
	1992	-66.88	-13	-53.88	-67.41	2.83	5.51	V
	2656.36	-65.04	-13	-52.04	-66.98	3.21	7.30	V
Middle	1348	-66.89	-13	-53.89	-68.60	2.23	6.09	H
	2022	-66.28	-13	-53.28	-66.81	2.83	5.51	H
	2696	-64.38	-13	-51.38	-66.32	3.21	7.30	H
	1348	-67.13	-13	-54.13	-68.84	2.23	6.09	V
	2022	-66.59	-13	-53.59	-67.12	2.83	5.51	V
	2696	-64.63	-13	-51.63	-66.57	3.21	7.30	V
Highest	1358	-67.95	-13	-54.95	-69.66	2.23	6.09	H
	2037	-66.17	-13	-53.17	-66.70	2.83	5.51	H
	2716	-64.63	-13	-51.63	-66.57	3.21	7.30	H
	1358	-67.81	-13	-54.81	-69.52	2.23	6.09	V
	2037	-66.51	-13	-53.51	-67.04	2.83	5.51	V
	2716	-64.94	-13	-51.94	-66.88	3.21	7.30	V

Remark: Spurious emissions within 30-1000MHz were found more than 20dB below limit line.

LTE Band 41_CA / 20 + 20 MHz / QPSK								
Channel	Frequency (MHz)	EIRP (dBm)	Limit (dBm)	Over Limit (dB)	S.G. Power (dBm)	TX Cable loss (dB)	TX Antenna Gain (dBi)	Polarization (H/V)
Lowest	5004	-48.75	-25	-23.75	-54.76	4.20	10.21	H
	7504	-58.58	-25	-33.58	-65.44	5.12	11.98	H
	10000	-57.76	-25	-32.76	-64.80	5.86	12.90	H
	5004	-54.54	-25	-29.54	-60.55	4.20	10.21	V
	7504	-60.53	-25	-35.53	-67.39	5.12	11.98	V
	10000	-59.81	-25	-34.81	-66.85	5.86	12.90	V
Middle	4996	-48.85	-25	-23.85	-54.86	4.20	10.21	H
	7492	-56.14	-25	-31.14	-63.00	5.12	11.98	H
	9990	-57.80	-25	-32.80	-64.84	5.86	12.90	H
	4996	-53.33	-25	-28.33	-59.34	4.20	10.21	V
	7492	-58.47	-25	-33.47	-65.33	5.12	11.98	V
	9990	-59.86	-25	-34.86	-66.90	5.86	12.90	V
Highest	5304	-64.17	-25	-39.17	-70.18	4.20	10.21	H
	7952	-60.28	-25	-35.28	-67.14	5.12	11.98	H
	10610	-58.16	-25	-33.16	-65.20	5.86	12.90	H
	5304	-65.46	-25	-40.46	-71.47	4.20	10.21	V
	7952	-60.67	-25	-35.67	-67.53	5.12	11.98	V
	10610	-57.75	-25	-32.75	-64.79	5.86	12.90	V

Remark: Spurious emissions within 30-1000MHz were found more than 20dB below limit line.