#01_HAC_E_GSM850_GSM Voice_Ch128

Communication System: GSM-FDD (TDMA, GMSK); Frequency: 824.2 MHz;Duty Cycle: 1:8.6896
Medium: Air Medium parameters used: $\sigma = 0$ S/m, $\varepsilon_r = 1$; $\rho = 0$ kg/m^3
Ambient Temperature：23.5 ℃

DASY5 Configuration:
- Probe: EF3DV3 - SN4047; ConvF(1, 1, 1) @ 824.2 MHz; Calibrated: 2019/1/30
- Sensor-Surface: (Fix Surface)
- Electronics: DAE4 Sn854; Calibrated: 2018/6/14
- Phantom: HAC Test Arch with AMCC; Type: SD HAC P01 BA;
- Measurement SW: DASY52, Version 52.10 (1);SEMCAD X Version 14.6.11 (7439)

E Scan - ER3D: 15 mm from Probe Center to the Device/Hearing Aid Compatibility Test (101x101x1): Interpolated grid: dx=0.5000 mm, dy=0.5000 mm
Device Reference Point: 0, 0, -6.3 mm
Reference Value = 55.75 V/m; Power Drift = -0.04 dB
Applied MIF = 3.63 dB
RF audio interference level = 36.60 dBV/m
Emission category: M4

MIF scaled E-field

Grid 1 **M4** **34.71 dBV/m**	Grid 2 **M4** **35.48 dBV/m**	Grid 3 **M4** **35.18 dBV/m**
Grid 4 **M4** **35.38 dBV/m**	Grid 5 **M4** **36.04 dBV/m**	Grid 6 **M4** **35.7 dBV/m**
Grid 7 **M4** **36.08 dBV/m**	Grid 8 **M4** **36.6 dBV/m**	Grid 9 **M4** **36.14 dBV/m**

Cursor:
Total = 36.60 dBV/m
E Category: M4
Location: -0.5, 25, 7.7 mm



0 dB = 67.58 V/m = 36.60 dBV/m

#02_HAC_E_GSM850_GSM Voice_Ch189

Communication System: GSM-FDD (TDMA, GMSK); Frequency: 836.4 MHz;Duty Cycle: 1:8.6896
Medium: Air Medium parameters used: $\sigma = 0$ S/m, $\varepsilon_r = 1$; $\rho = 0$ kg/m^3
Ambient Temperature：23.5 ℃

DASY5 Configuration:
- Probe: EF3DV3 - SN4047; ConvF(1, 1, 1) @ 836.4 MHz; Calibrated: 2019/1/30
- Sensor-Surface: (Fix Surface)
- Electronics: DAE4 Sn854; Calibrated: 2018/6/14
- Phantom: HAC Test Arch with AMCC; Type: SD HAC P01 BA;
- Measurement SW: DASY52, Version 52.10 (1);SEMCAD X Version 14.6.11 (7439)

E Scan - ER3D: 15 mm from Probe Center to the Device/Hearing Aid Compatibility Test (101x101x1): Interpolated grid: dx=0.5000 mm, dy=0.5000 mm
Device Reference Point: 0, 0, -6.3 mm
Reference Value = 50.41 V/m; Power Drift = 0.03 dB
Applied MIF = 3.63 dB
RF audio interference level = 36.15 dBV/m
Emission category: M4

MIF scaled E-field

Grid 1 **M4** **33.92 dBV/m**	Grid 2 **M4** **34.61 dBV/m**	Grid 3 **M4** **34.34 dBV/m**
Grid 4 **M4** **34.76 dBV/m**	Grid 5 **M4** **35.37 dBV/m**	Grid 6 **M4** **35.04 dBV/m**
Grid 7 **M4** **35.7 dBV/m**	Grid 8 **M4** **36.15 dBV/m**	Grid 9 **M4** **35.69 dBV/m**

Cursor:
Total = 36.15 dBV/m
E Category: M4
Location: -0.5, 25, 7.7 mm



0 dB = 64.20 V/m = 36.15 dBV/m

#03_HAC_E_GSM850_GSM Voice_Ch251

Communication System: GSM-FDD (TDMA, GMSK); Frequency: 848.8 MHz;Duty Cycle: 1:8.6896
Medium: Air Medium parameters used: $\sigma = 0$ S/m, $\varepsilon_r = 1$; $\rho = 0$ kg/m^3
Ambient Temperature：23.5 ℃

DASY5 Configuration:
- Probe: EF3DV3 - SN4047; ConvF(1, 1, 1) @ 848.8 MHz; Calibrated: 2019/1/30
- Sensor-Surface: (Fix Surface)
- Electronics: DAE4 Sn854; Calibrated: 2018/6/14
- Phantom: HAC Test Arch with AMCC; Type: SD HAC P01 BA;
- Measurement SW: DASY52, Version 52.10 (1);SEMCAD X Version 14.6.11 (7439)

E Scan - ER3D: 15 mm from Probe Center to the Device/Hearing Aid Compatibility Test (101x101x1): Interpolated grid: dx=0.5000 mm, dy=0.5000 mm
Device Reference Point: 0, 0, -6.3 mm
Reference Value = 48.72 V/m; Power Drift = -0.05 dB
Applied MIF = 3.63 dB
RF audio interference level = 35.72 dBV/m
Emission category: M4

MIF scaled E-field

Grid 1 **M4** **33.44 dBV/m**	Grid 2 **M4** **34.41 dBV/m**	Grid 3 **M4** **34.25 dBV/m**
Grid 4 **M4** **34.19 dBV/m**	Grid 5 **M4** **35.05 dBV/m**	Grid 6 **M4** **34.84 dBV/m**
Grid 7 **M4** **35.09 dBV/m**	Grid 8 **M4** **35.72 dBV/m**	Grid 9 **M4** **35.35 dBV/m**

Cursor:
Total = 35.72 dBV/m
E Category: M4
Location: -2.5, 25, 7.7 mm



0 dB = 61.09 V/m = 35.72 dBV/m

#04_HAC_E_GSM1900_GSM Voice_Ch512

Communication System: GSM-FDD (TDMA, GMSK); Frequency: 1850.2 MHz;Duty Cycle: 1:8.6896
Medium: Air Medium parameters used: $\sigma = 0$ S/m, $\varepsilon_r = 1$; $\rho = 0$ kg/m^3
Ambient Temperature：23.5 ℃

DASY5 Configuration:
- Probe: EF3DV3 - SN4047; ConvF(1, 1, 1) @ 1850.2 MHz; Calibrated: 2019/1/30
- Sensor-Surface: (Fix Surface)
- Electronics: DAE4 Sn854; Calibrated: 2018/6/14
- Phantom: HAC Test Arch with AMCC; Type: SD HAC P01 BA;
- Measurement SW: DASY52, Version 52.10 (1);SEMCAD X Version 14.6.11 (7439)

E Scan - ER3D: 15 mm from Probe Center to the Device/Hearing Aid Compatibility Test (101x101x1): Interpolated grid: dx=0.5000 mm, dy=0.5000 mm
Device Reference Point: 0, 0, -6.3 mm
Reference Value = 6.034 V/m; Power Drift = -0.16 dB
Applied MIF = 3.63 dB
RF audio interference level = 27.37 dBV/m
Emission category: M4

MIF scaled E-field

Grid 1 **M4** **26.19 dBV/m**	Grid 2 **M4** **27.37 dBV/m**	Grid 3 **M4** **26.9 dBV/m**
Grid 4 **M4** **20.25 dBV/m**	Grid 5 **M4** **21.7 dBV/m**	Grid 6 **M4** **21.85 dBV/m**
Grid 7 **M4** **25.61 dBV/m**	Grid 8 **M4** **26.27 dBV/m**	Grid 9 **M4** **25.97 dBV/m**

Cursor:
Total = 27.37 dBV/m
E Category: M4
Location: -1, -25, 7.7 mm

0 dB = 23.37 V/m = 27.37 dBV/m

#05_HAC_E_GSM1900_GSM Voice_Ch661

Communication System: GSM-FDD (TDMA, GMSK); Frequency: 1880 MHz;Duty Cycle: 1:8.6896
Medium: Air Medium parameters used: $\sigma = 0$ S/m, $\varepsilon_r = 1$; $\rho = 0$ kg/m^3
Ambient Temperature：23.5 ℃

DASY5 Configuration:
- Probe: EF3DV3 - SN4047; ConvF(1, 1, 1) @ 1880 MHz; Calibrated: 2019/1/30
- Sensor-Surface: (Fix Surface)
- Electronics: DAE4 Sn854; Calibrated: 2018/6/14
- Phantom: HAC Test Arch with AMCC; Type: SD HAC P01 BA;
- Measurement SW: DASY52, Version 52.10 (1);SEMCAD X Version 14.6.11 (7439)

E Scan - ER3D: 15 mm from Probe Center to the Device/Hearing Aid Compatibility Test (101x101x1): Interpolated grid: dx=0.5000 mm, dy=0.5000 mm
Device Reference Point: 0, 0, -6.3 mm
Reference Value = 5.785 V/m; Power Drift = -0.18 dB
Applied MIF = 3.63 dB
RF audio interference level = 28.29 dBV/m
Emission category: M4

MIF scaled E-field

Grid 1 **M4** **26.85 dBV/m**	Grid 2 **M4** **28.29 dBV/m**	Grid 3 **M4** **28.01 dBV/m**
Grid 4 **M4** **20.79 dBV/m**	Grid 5 **M4** **22.09 dBV/m**	Grid 6 **M4** **22.76 dBV/m**
Grid 7 **M4** **26.69 dBV/m**	Grid 8 **M4** **27.33 dBV/m**	Grid 9 **M4** **26.95 dBV/m**

Cursor:
Total = 28.29 dBV/m
E Category: M4
Location: -1.5, -25, 7.7 mm

0 dB = 25.96 V/m = 28.29 dBV/m

#06_HAC_E_GSM1900_GSM Voice_Ch810

Communication System: GSM-FDD (TDMA, GMSK); Frequency: 1909.8 MHz;Duty Cycle: 1:8.6896
Medium: Air Medium parameters used: $\sigma = 0$ S/m, $\varepsilon_r = 1$; $\rho = 0$ kg/m^3
Ambient Temperature：23.5 ℃

DASY5 Configuration:
- Probe: EF3DV3 - SN4047; ConvF(1, 1, 1) @ 1909.8 MHz; Calibrated: 2019/1/30
- Sensor-Surface: (Fix Surface)
- Electronics: DAE4 Sn854; Calibrated: 2018/6/14
- Phantom: HAC Test Arch with AMCC; Type: SD HAC P01 BA;
- Measurement SW: DASY52, Version 52.10 (1);SEMCAD X Version 14.6.11 (7439)

E Scan - ER3D: 15 mm from Probe Center to the Device/Hearing Aid Compatibility Test (101x101x1): Interpolated grid: dx=0.5000 mm, dy=0.5000 mm
Device Reference Point: 0, 0, -6.3 mm
Reference Value = 7.107 V/m; Power Drift = -0.11 dB
Applied MIF = 3.63 dB
RF audio interference level = 27.95 dBV/m
Emission category: M4

MIF scaled E-field

Grid 1 **M4** **26.48 dBV/m**	Grid 2 **M4** **27.95 dBV/m**	Grid 3 **M4** **27.38 dBV/m**
Grid 4 **M4** **20.15 dBV/m**	Grid 5 **M4** **21 dBV/m**	Grid 6 **M4** **21.85 dBV/m**
Grid 7 **M4** **26.12 dBV/m**	Grid 8 **M4** **26.82 dBV/m**	Grid 9 **M4** **26.23 dBV/m**

Cursor:
Total = 27.95 dBV/m
E Category: M4
Location: -1, -25, 7.7 mm

0 dB = 24.98 V/m = 27.95 dBV/m

#20_HAC_E_CDMA BC0_1xRTT, RC1 SO3, 18th Rate_Ch1013

Communication System: CDMA2000, RC1, SO3, 1/8th Rate 25 fr.; Frequency: 824.7 MHz;Duty Cycle: 1:17.7419
Medium: Air Medium parameters used: $\sigma = 0$ S/m, $\varepsilon_r = 1$; $\rho = 0$ kg/m^3
Ambient Temperature：23.5 ℃

DASY5 Configuration:
- Probe: EF3DV3 - SN4047; ConvF(1, 1, 1) @ 824.7 MHz; Calibrated: 2019/1/30
- Sensor-Surface: (Fix Surface)
- Electronics: DAE4 Sn854; Calibrated: 2018/6/14
- Phantom: HAC Test Arch with AMCC; Type: SD HAC P01 BA;
- Measurement SW: DASY52, Version 52.10 (1);SEMCAD X Version 14.6.11 (7439)

E Scan - ER3D: 15 mm from Probe Center to the Device/Hearing Aid Compatibility Test (101x101x1): Interpolated grid: dx=0.5000 mm, dy=0.5000 mm
Device Reference Point: 0, 0, -6.3 mm
Reference Value = 19.66 V/m; Power Drift = 0.05 dB
Applied MIF = 3.26 dB
RF audio interference level = 27.35 dBV/m
Emission category: M4

MIF scaled E-field

Grid 1 **M4** **25.26 dBV/m**	Grid 2 **M4** **25.72 dBV/m**	Grid 3 **M4** **25.24 dBV/m**
Grid 4 **M4** **26.12 dBV/m**	Grid 5 **M4** **26.54 dBV/m**	Grid 6 **M4** **25.99 dBV/m**
Grid 7 **M4** **26.97 dBV/m**	Grid 8 **M4** **27.35 dBV/m**	Grid 9 **M4** **26.81 dBV/m**

Cursor:
Total = 27.35 dBV/m
E Category: M4
Location: -2.5, 25, 7.7 mm

0 dB = 23.30 V/m = 27.35 dBV/m

#21_HAC_E_CDMA BC0_1xRTT, RC1 SO3, 18th Rate_Ch384

Communication System: CDMA2000, RC1, SO3, 1/8th Rate 25 fr.; Frequency: 836.52 MHz;Duty Cycle: 1:17.7419
Medium: Air Medium parameters used: $\sigma = 0$ S/m, $\varepsilon_r = 1$; $\rho = 0$ kg/m^3
Ambient Temperature：23.5 ℃

DASY5 Configuration:
- Probe: EF3DV3 - SN4047; ConvF(1, 1, 1) @ 836.52 MHz; Calibrated: 2019/1/30
- Sensor-Surface: (Fix Surface)
- Electronics: DAE4 Sn854; Calibrated: 2018/6/14
- Phantom: HAC Test Arch with AMCC; Type: SD HAC P01 BA;
- Measurement SW: DASY52, Version 52.10 (1);SEMCAD X Version 14.6.11 (7439)

E Scan - ER3D: 15 mm from Probe Center to the Device/Hearing Aid Compatibility Test (101x101x1): Interpolated grid: dx=0.5000 mm, dy=0.5000 mm
Device Reference Point: 0, 0, -6.3 mm
Reference Value = 18.66 V/m; Power Drift = -0.04 dB
Applied MIF = 3.26 dB
RF audio interference level = 27.10 dBV/m
Emission category: M4

MIF scaled E-field

Grid 1 **M4** **24.85 dBV/m**	Grid 2 **M4** **25.54 dBV/m**	Grid 3 **M4** **25.21 dBV/m**
Grid 4 **M4** **25.67 dBV/m**	Grid 5 **M4** **26.31 dBV/m**	Grid 6 **M4** **25.86 dBV/m**
Grid 7 **M4** **26.58 dBV/m**	Grid 8 **M4** **27.1 dBV/m**	Grid 9 **M4** **26.7 dBV/m**

Cursor:
Total = 27.10 dBV/m
E Category: M4
Location: -3.5, 25, 7.7 mm

0 dB = 22.65 V/m = 27.10 dBV/m

#22_HAC_E_CDMA BC0_1xRTT, RC1 SO3, 18th Rate_Ch777

Communication System: CDMA2000, RC1, SO3, 1/8th Rate 25 fr.; Frequency: 848.31 MHz;Duty Cycle: 1:17.7419
Medium: Air Medium parameters used: $\sigma = 0$ S/m, $\varepsilon_r = 1$; $\rho = 0$ kg/m^3
Ambient Temperature：23.5 ℃

DASY5 Configuration:
- Probe: EF3DV3 - SN4047; ConvF(1, 1, 1) @ 848.31 MHz; Calibrated: 2019/1/30
- Sensor-Surface: (Fix Surface)
- Electronics: DAE4 Sn854; Calibrated: 2018/6/14
- Phantom: HAC Test Arch with AMCC; Type: SD HAC P01 BA;
- Measurement SW: DASY52, Version 52.10 (1);SEMCAD X Version 14.6.11 (7439)

E Scan - ER3D: 15 mm from Probe Center to the Device/Hearing Aid Compatibility Test (101x101x1): Interpolated grid: dx=0.5000 mm, dy=0.5000 mm
Device Reference Point: 0, 0, -6.3 mm
Reference Value = 16.78 V/m; Power Drift = -0.05 dB
Applied MIF = 3.26 dB
RF audio interference level = 26.29 dBV/m
Emission category: M4

MIF scaled E-field

Grid 1 **M4** **23.96 dBV/m**	Grid 2 **M4** **24.94 dBV/m**	Grid 3 **M4** **24.85 dBV/m**
Grid 4 **M4** **24.64 dBV/m**	Grid 5 **M4** **25.65 dBV/m**	Grid 6 **M4** **25.49 dBV/m**
Grid 7 **M4** **25.54 dBV/m**	Grid 8 **M4** **26.29 dBV/m**	Grid 9 **M4** **25.96 dBV/m**

Cursor:
Total = 26.29 dBV/m
E Category: M4
Location: -4, 25, 7.7 mm



0 dB = 20.63 V/m = 26.29 dBV/m

#23_HAC_E_CDMA BC1_1xRTT, RC1 SO3, 18th Rate_Ch25

Communication System: CDMA2000, RC1, SO3, 1/8th Rate 25 fr.; Frequency: 1851.25 MHz;Duty Cycle: 1:17.7419
Medium: Air Medium parameters used: $\sigma = 0$ S/m, $\varepsilon_r = 1$; $\rho = 0$ kg/m^3
Ambient Temperature：23.5 ℃

DASY5 Configuration:
- Probe: EF3DV3 - SN4047; ConvF(1, 1, 1) @ 1851.25 MHz; Calibrated: 2019/1/30
- Sensor-Surface: (Fix Surface)
- Electronics: DAE4 Sn854; Calibrated: 2018/6/14
- Phantom: HAC Test Arch with AMCC; Type: SD HAC P01 BA;
- Measurement SW: DASY52, Version 52.10 (1);SEMCAD X Version 14.6.11 (7439)

E Scan - ER3D: 15 mm from Probe Center to the Device/Hearing Aid Compatibility Test (101x101x1): Interpolated grid: dx=0.5000 mm, dy=0.5000 mm
Device Reference Point: 0, 0, -6.3 mm
Reference Value = 4.695 V/m; Power Drift = -0.13 dB
Applied MIF = 3.26 dB
RF audio interference level = 22.30 dBV/m
Emission category: M4

MIF scaled E-field

Grid 1 **M4** **20.83 dBV/m**	Grid 2 **M4** **22.3 dBV/m**	Grid 3 **M4** **21.38 dBV/m**
Grid 4 **M4** **17.28 dBV/m**	Grid 5 **M4** **17.21 dBV/m**	Grid 6 **M4** **17.29 dBV/m**
Grid 7 **M4** **20.67 dBV/m**	Grid 8 **M4** **21.36 dBV/m**	Grid 9 **M4** **20.64 dBV/m**

Cursor:
Total = 22.30 dBV/m
E Category: M4
Location: -0.5, -25, 7.7 mm

0 dB = 13.03 V/m = 22.30 dBV/m

#24_HAC_E_CDMA BC1_1xRTT, RC1 SO3, 18th Rate_Ch600

Communication System: CDMA2000, RC1, SO3, 1/8th Rate 25 fr.; Frequency: 1880 MHz;Duty Cycle: 1:17.7419
Medium: Air Medium parameters used: $\sigma = 0$ S/m, $\varepsilon_r = 1$; $\rho = 0$ kg/m^3
Ambient Temperature：23.5 ℃

DASY5 Configuration:
- Probe: EF3DV3 - SN4047; ConvF(1, 1, 1) @ 1880 MHz; Calibrated: 2019/1/30
- Sensor-Surface: (Fix Surface)
- Electronics: DAE4 Sn854; Calibrated: 2018/6/14
- Phantom: HAC Test Arch with AMCC; Type: SD HAC P01 BA;
- Measurement SW: DASY52, Version 52.10 (1);SEMCAD X Version 14.6.11 (7439)

E Scan - ER3D: 15 mm from Probe Center to the Device/Hearing Aid Compatibility Test (101x101x1): Interpolated grid: dx=0.5000 mm, dy=0.5000 mm
Device Reference Point: 0, 0, -6.3 mm
Reference Value = 4.661 V/m; Power Drift = -0.12 dB
Applied MIF = 3.26 dB
RF audio interference level = 21.83 dBV/m
Emission category: M4

MIF scaled E-field

Grid 1 **M4** **20.21 dBV/m**	Grid 2 **M4** **21.83 dBV/m**	Grid 3 **M4** **21.32 dBV/m**
Grid 4 **M4** **17.53 dBV/m**	Grid 5 **M4** **17.46 dBV/m**	Grid 6 **M4** **17.46 dBV/m**
Grid 7 **M4** **20.36 dBV/m**	Grid 8 **M4** **21.33 dBV/m**	Grid 9 **M4** **20.64 dBV/m**

Cursor:
Total = 21.83 dBV/m
E Category: M4
Location: -0.5, -25, 7.7 mm

0 dB = 12.35 V/m = 21.83 dBV/m

#25_HAC_E_CDMA BC1_1xRTT, RC1 SO3, 18th Rate_Ch1175

Communication System: CDMA2000, RC1, SO3, 1/8th Rate 25 fr.; Frequency: 1908.75 MHz;Duty Cycle: 1:17.7419
Medium: Air Medium parameters used: $\sigma = 0$ S/m, $\varepsilon_r = 1$; $\rho = 0$ kg/m^3
Ambient Temperature：23.5 ℃

DASY5 Configuration:
- Probe: EF3DV3 - SN4047; ConvF(1, 1, 1) @ 1908.75 MHz; Calibrated: 2019/1/30
- Sensor-Surface: (Fix Surface)
- Electronics: DAE4 Sn854; Calibrated: 2018/6/14
- Phantom: HAC Test Arch with AMCC; Type: SD HAC P01 BA;
- Measurement SW: DASY52, Version 52.10 (1);SEMCAD X Version 14.6.11 (7439)

E Scan - ER3D: 15 mm from Probe Center to the Device/Hearing Aid Compatibility Test (101x101x1): Interpolated grid: dx=0.5000 mm, dy=0.5000 mm
Device Reference Point: 0, 0, -6.3 mm
Reference Value = 4.872 V/m; Power Drift = -0.15 dB
Applied MIF = 3.26 dB
RF audio interference level = 21.77 dBV/m
Emission category: M4

MIF scaled E-field

Grid 1 **M4** **20.12 dBV/m**	Grid 2 **M4** **21.77 dBV/m**	Grid 3 **M4** **21.16 dBV/m**
Grid 4 **M4** **17.27 dBV/m**	Grid 5 **M4** **17.99 dBV/m**	Grid 6 **M4** **18.16 dBV/m**
Grid 7 **M4** **20.55 dBV/m**	Grid 8 **M4** **20.6 dBV/m**	Grid 9 **M4** **20.07 dBV/m**

Cursor:
Total = 21.77 dBV/m
E Category: M4
Location: -1, -25, 7.7 mm

0 dB = 12.26 V/m = 21.77 dBV/m

#26_HAC_E_CDMA BC10_1xRTT, RC1 SO3, 18th Rate_Ch476

Communication System: CDMA2000, RC1, SO3, 1/8th Rate 25 fr.; Frequency: 817.9 MHz;Duty Cycle: 1:17.7419
Medium: Air Medium parameters used: $\sigma = 0$ S/m, $\varepsilon_r = 1$; $\rho = 0$ kg/m^3
Ambient Temperature：23.5 ℃

DASY5 Configuration:
- Probe: EF3DV3 - SN4047; ConvF(1, 1, 1) @ 817.9 MHz; Calibrated: 2019/1/30
- Sensor-Surface: (Fix Surface)
- Electronics: DAE4 Sn854; Calibrated: 2018/6/14
- Phantom: HAC Test Arch with AMCC; Type: SD HAC P01 BA;
- Measurement SW: DASY52, Version 52.10 (1);SEMCAD X Version 14.6.11 (7439)

E Scan - ER3D: 15 mm from Probe Center to the Device/Hearing Aid Compatibility Test (101x101x1): Interpolated grid: dx=0.5000 mm, dy=0.5000 mm
Device Reference Point: 0, 0, -6.3 mm
Reference Value = 20.18 V/m; Power Drift = -0.07 dB
Applied MIF = 3.26 dB
RF audio interference level = 27.59 dBV/m
Emission category: M4

MIF scaled E-field

Grid 1 **M4** **25.23 dBV/m**	Grid 2 **M4** **25.64 dBV/m**	Grid 3 **M4** **25.14 dBV/m**
Grid 4 **M4** **26.24 dBV/m**	Grid 5 **M4** **26.68 dBV/m**	Grid 6 **M4** **26.11 dBV/m**
Grid 7 **M4** **27.29 dBV/m**	Grid 8 **M4** **27.59 dBV/m**	Grid 9 **M4** **27.05 dBV/m**

Cursor:
Total = 27.59 dBV/m
E Category: M4
Location: 0.5, 25, 7.7 mm

0 dB = 23.96 V/m = 27.59 dBV/m

#27_HAC_E_CDMA BC10_1xRTT, RC1 SO3, 18th Rate_Ch580

Communication System: CDMA2000, RC1, SO3, 1/8th Rate 25 fr.; Frequency: 820.5 MHz;Duty Cycle: 1:17.7419
Medium: Air Medium parameters used: $\sigma = 0$ S/m, $\varepsilon_r = 1$; $\rho = 0$ kg/m^3
Ambient Temperature：23.5 ℃

DASY5 Configuration:
- Probe: EF3DV3 - SN4047; ConvF(1, 1, 1) @ 820.5 MHz; Calibrated: 2019/1/30
- Sensor-Surface: (Fix Surface)
- Electronics: DAE4 Sn854; Calibrated: 2018/6/14
- Phantom: HAC Test Arch with AMCC; Type: SD HAC P01 BA;
- Measurement SW: DASY52, Version 52.10 (1);SEMCAD X Version 14.6.11 (7439)

E Scan - ER3D: 15 mm from Probe Center to the Device/Hearing Aid Compatibility Test (101x101x1): Interpolated grid: dx=0.5000 mm, dy=0.5000 mm
Device Reference Point: 0, 0, -6.3 mm
Reference Value = 20.67 V/m; Power Drift = 0.03 dB
Applied MIF = 3.26 dB
RF audio interference level = 27.85 dBV/m
Emission category: M4

MIF scaled E-field

Grid 1 **M4** **25.53 dBV/m**	Grid 2 **M4** **25.98 dBV/m**	Grid 3 **M4** **25.53 dBV/m**
Grid 4 **M4** **26.58 dBV/m**	Grid 5 **M4** **26.97 dBV/m**	Grid 6 **M4** **26.39 dBV/m**
Grid 7 **M4** **27.56 dBV/m**	Grid 8 **M4** **27.85 dBV/m**	Grid 9 **M4** **27.33 dBV/m**

Cursor:
Total = 27.85 dBV/m
E Category: M4
Location: -3, 25, 7.7 mm

0 dB = 24.70 V/m = 27.85 dBV/m

#28_HAC_E_CDMA BC10_1xRTT, RC1 SO3, 18th Rate_Ch684

Communication System: CDMA2000, RC1, SO3, 1/8th Rate 25 fr.; Frequency: 823.1 MHz;Duty Cycle: 1:17.7419
Medium: Air Medium parameters used: $\sigma = 0$ S/m, $\varepsilon_r = 1$; $\rho = 0$ kg/m^3
Ambient Temperature：23.5 ℃

DASY5 Configuration:
- Probe: EF3DV3 - SN4047; ConvF(1, 1, 1) @ 823.1 MHz; Calibrated: 2019/1/30
- Sensor-Surface: (Fix Surface)
- Electronics: DAE4 Sn854; Calibrated: 2018/6/14
- Phantom: HAC Test Arch with AMCC; Type: SD HAC P01 BA;
- Measurement SW: DASY52, Version 52.10 (1);SEMCAD X Version 14.6.11 (7439)

E Scan - ER3D: 15 mm from Probe Center to the Device/Hearing Aid Compatibility Test (101x101x1): Interpolated grid: dx=0.5000 mm, dy=0.5000 mm
Device Reference Point: 0, 0, -6.3 mm
Reference Value = 20.43 V/m; Power Drift = -0.07 dB
Applied MIF = 3.26 dB
RF audio interference level = 27.60 dBV/m
Emission category: M4

MIF scaled E-field

Grid 1 **M4** **25.5 dBV/m**	Grid 2 **M4** **25.97 dBV/m**	Grid 3 **M4** **25.39 dBV/m**
Grid 4 **M4** **26.44 dBV/m**	Grid 5 **M4** **26.85 dBV/m**	Grid 6 **M4** **26.23 dBV/m**
Grid 7 **M4** **27.2 dBV/m**	Grid 8 **M4** **27.6 dBV/m**	Grid 9 **M4** **26.94 dBV/m**

Cursor:
Total = 27.60 dBV/m
E Category: M4
Location: 0.5, 25, 7.7 mm

0 dB = 24.00 V/m = 27.60 dBV/m

#07_HAC_E_LTE Band 41_20M_QPSK_1_0_Ch39750

Communication System: LTE-TDD (SC-FDMA, 1 RB, 20 MHz, QPSK); Frequency: 2506 MHz;Duty Cycle: 1:8.33681
Medium: Air Medium parameters used: $\sigma = 0$ S/m, $\varepsilon_r = 1$; $\rho = 0$ kg/m^3
Ambient Temperature：23.5 ℃

DASY5 Configuration:
- Probe: EF3DV3 - SN4047; ConvF(1, 1, 1) @ 2506 MHz; Calibrated: 2019/1/30
- Sensor-Surface: (Fix Surface)
- Electronics: DAE4 Sn854; Calibrated: 2018/6/14
- Phantom: HAC Test Arch with AMCC; Type: SD HAC P01 BA;
- Measurement SW: DASY52, Version 52.10 (1);SEMCAD X Version 14.6.11 (7439)

E Scan - ER3D: 15 mm from Probe Center to the Device/Hearing Aid Compatibility Test (101x101x1): Interpolated grid: dx=0.5000 mm, dy=0.5000 mm
Device Reference Point: 0, 0, -6.3 mm
Reference Value = 10.27 V/m; Power Drift = 0.08 dB
Applied MIF = -1.62 dB
RF audio interference level = 21.95 dBV/m
Emission category: M4

MIF scaled E-field

Grid 1 **M4** **21.17 dBV/m**	Grid 2 **M4** **21.95 dBV/m**	Grid 3 **M4** **21.95 dBV/m**
Grid 4 **M4** **18.76 dBV/m**	Grid 5 **M4** **19.82 dBV/m**	Grid 6 **M4** **19.93 dBV/m**
Grid 7 **M4** **17.1 dBV/m**	Grid 8 **M4** **18 dBV/m**	Grid 9 **M4** **18.26 dBV/m**

Cursor:
Total = 21.95 dBV/m
E Category: M4
Location: -9, -25, 7.7 mm



0 dB = 12.52 V/m = 21.95 dBV/m

#08_HAC_E_LTE Band 41_20M_QPSK_1_0_Ch40185

Communication System: LTE-TDD (SC-FDMA, 1 RB, 20 MHz, QPSK); Frequency: 2549.5 MHz;Duty Cycle: 1:8.33681
Medium: Air Medium parameters used: $\sigma = 0$ S/m, $\varepsilon_r = 1$; $\rho = 0$ kg/m^3
Ambient Temperature：23.5 ℃

DASY5 Configuration:
- Probe: EF3DV3 - SN4047; ConvF(1, 1, 1) @ 2549.5 MHz; Calibrated: 2019/1/30
- Sensor-Surface: (Fix Surface)
- Electronics: DAE4 Sn854; Calibrated: 2018/6/14
- Phantom: HAC Test Arch with AMCC; Type: SD HAC P01 BA;
- Measurement SW: DASY52, Version 52.10 (1);SEMCAD X Version 14.6.11 (7439)

E Scan - ER3D: 15 mm from Probe Center to the Device/Hearing Aid Compatibility Test (101x101x1): Interpolated grid: dx=0.5000 mm, dy=0.5000 mm
Device Reference Point: 0, 0, -6.3 mm
Reference Value = 10.20 V/m; Power Drift = -0.12 dB
Applied MIF = -1.62 dB
RF audio interference level = 21.57 dBV/m
Emission category: M4

MIF scaled E-field

Grid 1 **M4** **20.48 dBV/m**	Grid 2 **M4** **21.57 dBV/m**	Grid 3 **M4** **21.12 dBV/m**
Grid 4 **M4** **18.76 dBV/m**	Grid 5 **M4** **19.98 dBV/m**	Grid 6 **M4** **20.17 dBV/m**
Grid 7 **M4** **17.05 dBV/m**	Grid 8 **M4** **20.79 dBV/m**	Grid 9 **M4** **20.81 dBV/m**

Cursor:
Total = 21.57 dBV/m
E Category: M4
Location: -1.5, -25, 7.7 mm



0 dB = 11.99 V/m = 21.57 dBV/m

#09_HAC_E_LTE Band 41_20M_QPSK_1_0_Ch40620

Communication System: LTE-TDD (SC-FDMA, 1 RB, 20 MHz, QPSK); Frequency: 2593 MHz;Duty Cycle: 1:8.33681
Medium: Air Medium parameters used: $\sigma = 0$ S/m, $\varepsilon_r = 1$; $\rho = 0$ kg/m^3
Ambient Temperature：23.5 ℃

DASY5 Configuration:
- Probe: EF3DV3 - SN4047; ConvF(1, 1, 1) @ 2593 MHz; Calibrated: 2019/1/30
- Sensor-Surface: (Fix Surface)
- Electronics: DAE4 Sn854; Calibrated: 2018/6/14
- Phantom: HAC Test Arch with AMCC; Type: SD HAC P01 BA;
- Measurement SW: DASY52, Version 52.10 (1);SEMCAD X Version 14.6.11 (7439)

E Scan - ER3D: 15 mm from Probe Center to the Device/Hearing Aid Compatibility Test (101x101x1): Interpolated grid: dx=0.5000 mm, dy=0.5000 mm
Device Reference Point: 0, 0, -6.3 mm
Reference Value = 8.909 V/m; Power Drift = -0.09 dB
Applied MIF = -1.62 dB
RF audio interference level = 21.03 dBV/m
Emission category: M4

MIF scaled E-field

Grid 1 **M4** **19.94 dBV/m**	Grid 2 **M4** **21.03 dBV/m**	Grid 3 **M4** **20.46 dBV/m**
Grid 4 **M4** **17.61 dBV/m**	Grid 5 **M4** **18.66 dBV/m**	Grid 6 **M4** **18.79 dBV/m**
Grid 7 **M4** **16.75 dBV/m**	Grid 8 **M4** **20.84 dBV/m**	Grid 9 **M4** **20.7 dBV/m**

Cursor:
Total = 21.03 dBV/m
E Category: M4
Location: -1.5, -25, 7.7 mm

0 dB = 11.26 V/m = 21.03 dBV/m

#10_HAC_E_LTE Band 41_20M_QPSK_1_0_Ch41055

Communication System: LTE-TDD (SC-FDMA, 1 RB, 20 MHz, QPSK); Frequency: 2636.5 MHz;Duty Cycle: 1:8.33681
Medium: Air Medium parameters used: $\sigma = 0$ S/m, $\varepsilon_r = 1$; $\rho = 0$ kg/m^3
Ambient Temperature：23.5 ℃

DASY5 Configuration:
- Probe: EF3DV3 - SN4047; ConvF(1, 1, 1) @ 2636.5 MHz; Calibrated: 2019/1/30
- Sensor-Surface: (Fix Surface)
- Electronics: DAE4 Sn854; Calibrated: 2018/6/14
- Phantom: HAC Test Arch with AMCC; Type: SD HAC P01 BA;
- Measurement SW: DASY52, Version 52.10 (1);SEMCAD X Version 14.6.11 (7439)

E Scan - ER3D: 15 mm from Probe Center to the Device/Hearing Aid Compatibility Test (101x101x1): Interpolated grid: dx=0.5000 mm, dy=0.5000 mm
Device Reference Point: 0, 0, -6.3 mm
Reference Value = 12.70 V/m; Power Drift = -0.03 dB
Applied MIF = -1.62 dB
RF audio interference level = 21.92 dBV/m
Emission category: M4

MIF scaled E-field

Grid 1 **M4** **21.74 dBV/m**	Grid 2 **M4** **21.92 dBV/m**	Grid 3 **M4** **21.59 dBV/m**
Grid 4 **M4** **19.71 dBV/m**	Grid 5 **M4** **20.79 dBV/m**	Grid 6 **M4** **20.95 dBV/m**
Grid 7 **M4** **19.06 dBV/m**	Grid 8 **M4** **21.81 dBV/m**	Grid 9 **M4** **21.8 dBV/m**

Cursor:
Total = 21.92 dBV/m
E Category: M4
Location: -1.5, -25, 7.7 mm

0 dB = 12.47 V/m = 21.92 dBV/m

#11_HAC_E_LTE Band 41_20M_QPSK_1_0_Ch41490

Communication System: LTE-TDD (SC-FDMA, 1 RB, 20 MHz, QPSK); Frequency: 2680 MHz;Duty Cycle: 1:8.33681
Medium: Air Medium parameters used: $\sigma = 0$ S/m, $\varepsilon_r = 1$; $\rho = 0$ kg/m^3
Ambient Temperature：23.5 ℃

DASY5 Configuration:
- Probe: EF3DV3 - SN4047; ConvF(1, 1, 1) @ 2680 MHz; Calibrated: 2019/1/30
- Sensor-Surface: (Fix Surface)
- Electronics: DAE4 Sn854; Calibrated: 2018/6/14
- Phantom: HAC Test Arch with AMCC; Type: SD HAC P01 BA;
- Measurement SW: DASY52, Version 52.10 (1);SEMCAD X Version 14.6.11 (7439)

E Scan - ER3D: 15 mm from Probe Center to the Device/Hearing Aid Compatibility Test (101x101x1): Interpolated grid: dx=0.5000 mm, dy=0.5000 mm
Device Reference Point: 0, 0, -6.3 mm
Reference Value = 8.626 V/m; Power Drift = -0.04 dB
Applied MIF = -1.62 dB
RF audio interference level = 22.54 dBV/m
Emission category: M4

MIF scaled E-field

Grid 1 **M4** **21.24 dBV/m**	Grid 2 **M4** **21.73 dBV/m**	Grid 3 **M4** **21.21 dBV/m**
Grid 4 **M4** **19.34 dBV/m**	Grid 5 **M4** **20.35 dBV/m**	Grid 6 **M4** **20.61 dBV/m**
Grid 7 **M4** **18.36 dBV/m**	Grid 8 **M4** **22.53 dBV/m**	Grid 9 **M4** **22.54 dBV/m**

Cursor:
Total = 22.54 dBV/m
E Category: M4
Location: -9.5, 23, 7.7 mm

0 dB = 13.39 V/m = 22.54 dBV/m

#12_HAC_E_LTE Band 41_20M_QPSK_1_0_Ch39750

Communication System: LTE-TDD (SC-FDMA, 1 RB, 20 MHz, QPSK); Frequency: 2506 MHz;Duty Cycle: 1:8.33681
Medium: Air Medium parameters used: $\sigma = 0$ S/m, $\varepsilon_r = 1$; $\rho = 0$ kg/m^3
Ambient Temperature：23.5 ℃

DASY5 Configuration:
- Probe: EF3DV3 - SN4047; ConvF(1, 1, 1) @ 2506 MHz; Calibrated: 2019/1/30
- Sensor-Surface: (Fix Surface)
- Electronics: DAE4 Sn854; Calibrated: 2018/6/14
- Phantom: HAC Test Arch with AMCC; Type: SD HAC P01 BA;
- Measurement SW: DASY52, Version 52.10 (1);SEMCAD X Version 14.6.11 (7439)

E Scan - ER3D: 15 mm from Probe Center to the Device/Hearing Aid Compatibility Test (101x101x1): Interpolated grid: dx=0.5000 mm, dy=0.5000 mm
Device Reference Point: 0, 0, -6.3 mm
Reference Value = 12.79 V/m; Power Drift = 0.01 dB
Applied MIF = -1.62 dB
RF audio interference level = 23.82 dBV/m
Emission category: M4

MIF scaled E-field

Grid 1 **M4** **23.61 dBV/m**	Grid 2 **M4** **23.81 dBV/m**	Grid 3 **M4** **23.82 dBV/m**
Grid 4 **M4** **22.1 dBV/m**	Grid 5 **M4** **22.15 dBV/m**	Grid 6 **M4** **22.23 dBV/m**
Grid 7 **M4** **20.53 dBV/m**	Grid 8 **M4** **20.41 dBV/m**	Grid 9 **M4** **20.56 dBV/m**

Cursor:
Total = 23.82 dBV/m
E Category: M4
Location: -9, -25, 7.7 mm



0 dB = 15.52 V/m = 23.82 dBV/m

#13_HAC_E_LTE Band 41_20M_QPSK_1_0_Ch40185

Communication System: LTE-TDD (SC-FDMA, 1 RB, 20 MHz, QPSK); Frequency: 2549.5 MHz;Duty Cycle: 1:8.33681
Medium: Air Medium parameters used: $\sigma = 0$ S/m, $\varepsilon_r = 1$; $\rho = 0$ kg/m^3
Ambient Temperature：23.5 ℃

DASY5 Configuration:
- Probe: EF3DV3 - SN4047; ConvF(1, 1, 1) @ 2549.5 MHz; Calibrated: 2019/1/30
- Sensor-Surface: (Fix Surface)
- Electronics: DAE4 Sn854; Calibrated: 2018/6/14
- Phantom: HAC Test Arch with AMCC; Type: SD HAC P01 BA;
- Measurement SW: DASY52, Version 52.10 (1);SEMCAD X Version 14.6.11 (7439)

E Scan - ER3D: 15 mm from Probe Center to the Device/Hearing Aid Compatibility Test (101x101x1): Interpolated grid: dx=0.5000 mm, dy=0.5000 mm
Device Reference Point: 0, 0, -6.3 mm
Reference Value = 13.07 V/m; Power Drift = -0.12 dB
Applied MIF = -1.62 dB
RF audio interference level = 23.80 dBV/m
Emission category: M4

MIF scaled E-field

Grid 1 **M4** **23.6 dBV/m**	Grid 2 **M4** **23.8 dBV/m**	Grid 3 **M4** **23.47 dBV/m**
Grid 4 **M4** **22.53 dBV/m**	Grid 5 **M4** **22.29 dBV/m**	Grid 6 **M4** **22.68 dBV/m**
Grid 7 **M4** **21.11 dBV/m**	Grid 8 **M4** **23.52 dBV/m**	Grid 9 **M4** **23.48 dBV/m**

Cursor:
Total = 23.80 dBV/m
E Category: M4
Location: -1.5, -25, 7.7 mm

0 dB = 15.49 V/m = 23.80 dBV/m

#14_HAC_E_LTE Band 41_20M_QPSK_1_0_Ch40620

Communication System: LTE-TDD (SC-FDMA, 1 RB, 20 MHz, QPSK); Frequency: 2593 MHz;Duty Cycle: 1:8.33681
Medium: Air Medium parameters used: $\sigma = 0$ S/m, $\varepsilon_r = 1$; $\rho = 0$ kg/m^3
Ambient Temperature：23.5 ℃

DASY5 Configuration:
- Probe: EF3DV3 - SN4047; ConvF(1, 1, 1) @ 2593 MHz; Calibrated: 2019/1/30
- Sensor-Surface: (Fix Surface)
- Electronics: DAE4 Sn854; Calibrated: 2018/6/14
- Phantom: HAC Test Arch with AMCC; Type: SD HAC P01 BA;
- Measurement SW: DASY52, Version 52.10 (1);SEMCAD X Version 14.6.11 (7439)

E Scan - ER3D: 15 mm from Probe Center to the Device/Hearing Aid Compatibility Test (101x101x1): Interpolated grid: dx=0.5000 mm, dy=0.5000 mm
Device Reference Point: 0, 0, -6.3 mm
Reference Value = 11.62 V/m; Power Drift = 0.03 dB
Applied MIF = -1.62 dB
RF audio interference level = 23.88 dBV/m
Emission category: M4

MIF scaled E-field

Grid 1 **M4** **22.68 dBV/m**	Grid 2 **M4** **23.88 dBV/m**	Grid 3 **M4** **23.52 dBV/m**
Grid 4 **M4** **20.95 dBV/m**	Grid 5 **M4** **21.56 dBV/m**	Grid 6 **M4** **21.91 dBV/m**
Grid 7 **M4** **19.66 dBV/m**	Grid 8 **M4** **23.73 dBV/m**	Grid 9 **M4** **23.68 dBV/m**

Cursor:
Total = 23.88 dBV/m
E Category: M4
Location: -1.5, -25, 7.7 mm



0 dB = 15.62 V/m = 23.87 dBV/m

#15_HAC_E_LTE Band 41_20M_QPSK_1_0_Ch41055

Communication System: LTE-TDD (SC-FDMA, 1 RB, 20 MHz, QPSK); Frequency: 2636.5 MHz;Duty Cycle: 1:8.33681
Medium: Air Medium parameters used: $\sigma = 0$ S/m, $\varepsilon_r = 1$; $\rho = 0$ kg/m^3
Ambient Temperature：23.5 ℃

DASY5 Configuration:
- Probe: EF3DV3 - SN4047; ConvF(1, 1, 1) @ 2636.5 MHz; Calibrated: 2019/1/30
- Sensor-Surface: (Fix Surface)
- Electronics: DAE4 Sn854; Calibrated: 2018/6/14
- Phantom: HAC Test Arch with AMCC; Type: SD HAC P01 BA;
- Measurement SW: DASY52, Version 52.10 (1);SEMCAD X Version 14.6.11 (7439)

E Scan - ER3D: 15 mm from Probe Center to the Device/Hearing Aid Compatibility Test (101x101x1): Interpolated grid: dx=0.5000 mm, dy=0.5000 mm
Device Reference Point: 0, 0, -6.3 mm
Reference Value = 15.51 V/m; Power Drift = 0.07 dB
Applied MIF = -1.62 dB
RF audio interference level = 24.88 dBV/m
Emission category: M4

MIF scaled E-field

Grid 1 **M4** **24.13 dBV/m**	Grid 2 **M4** **24.57 dBV/m**	Grid 3 **M4** **24.28 dBV/m**
Grid 4 **M4** **23 dBV/m**	Grid 5 **M4** **23.51 dBV/m**	Grid 6 **M4** **23.78 dBV/m**
Grid 7 **M4** **22.5 dBV/m**	Grid 8 **M4** **24.83 dBV/m**	Grid 9 **M4** **24.88 dBV/m**

Cursor:
Total = 24.88 dBV/m
E Category: M4
Location: -10, 20.5, 7.7 mm

0 dB = 17.53 V/m = 24.88 dBV/m

#16_HAC_E_LTE Band 41_20M_QPSK_1_0_Ch41490

Communication System: LTE-TDD (SC-FDMA, 1 RB, 20 MHz, QPSK); Frequency: 2680 MHz;Duty Cycle: 1:8.33681
Medium: Air Medium parameters used: $\sigma = 0$ S/m, $\varepsilon_r = 1$; $\rho = 0$ kg/m^3
Ambient Temperature：23.5 ℃

DASY5 Configuration:
- Probe: EF3DV3 - SN4047; ConvF(1, 1, 1) @ 2680 MHz; Calibrated: 2019/1/30
- Sensor-Surface: (Fix Surface)
- Electronics: DAE4 Sn854; Calibrated: 2018/6/14
- Phantom: HAC Test Arch with AMCC; Type: SD HAC P01 BA;
- Measurement SW: DASY52, Version 52.10 (1);SEMCAD X Version 14.6.11 (7439)

E Scan - ER3D: 15 mm from Probe Center to the Device/Hearing Aid Compatibility Test (101x101x1): Interpolated grid: dx=0.5000 mm, dy=0.5000 mm
Device Reference Point: 0, 0, -6.3 mm
Reference Value = 12.58 V/m; Power Drift = -0.14 dB
Applied MIF = -1.62 dB
RF audio interference level = 25.58 dBV/m
Emission category: M4

MIF scaled E-field

Grid 1 **M4** **23.99 dBV/m**	Grid 2 **M4** **24.8 dBV/m**	Grid 3 **M4** **24.61 dBV/m**
Grid 4 **M4** **22.59 dBV/m**	Grid 5 **M4** **23.42 dBV/m**	Grid 6 **M4** **24.02 dBV/m**
Grid 7 **M4** **21.74 dBV/m**	Grid 8 **M4** **25.58 dBV/m**	Grid 9 **M4** **25.58 dBV/m**

Cursor:
Total = 25.58 dBV/m
E Category: M4
Location: -6.5, 25, 7.7 mm

0 dB = 19.01 V/m = 25.58 dBV/m

#17_HAC_E_WLAN2.4GHz_802.11g 6Mbps_Ch1

Communication System: IEEE 802.11g WiFi 2.4 GHz (DSSS/OFDM, 54 Mbps); Frequency: 2412 MHz;Duty Cycle: 1:12.5893
Medium: Air Medium parameters used: $\sigma = 0$ S/m, $\varepsilon_r = 1$; $\rho = 0$ kg/m^3
Ambient Temperature：23.5 ℃

DASY5 Configuration:
- Probe: EF3DV3 - SN4047; ConvF(1, 1, 1) @ 2412 MHz; Calibrated: 2019/1/30
- Sensor-Surface: (Fix Surface)
- Electronics: DAE4 Sn854; Calibrated: 2018/6/14
- Phantom: HAC Test Arch with AMCC; Type: SD HAC P01 BA;
- Measurement SW: DASY52, Version 52.10 (1);SEMCAD X Version 14.6.11 (7439)

E Scan - ER3D: 15 mm from Probe Center to the Device/Hearing Aid Compatibility Test (101x101x1): Interpolated grid: dx=0.5000 mm, dy=0.5000 mm
Device Reference Point: 0, 0, -6.3 mm
Reference Value = 32.40 V/m; Power Drift = 0.02 dB
Applied MIF = 0.12 dB
RF audio interference level = 29.31 dBV/m
Emission category: M4

MIF scaled E-field

Grid 1 **M4** **23.92 dBV/m**	Grid 2 **M4** **26.08 dBV/m**	Grid 3 **M4** **26.08 dBV/m**
Grid 4 **M4** **27.02 dBV/m**	Grid 5 **M4** **28.67 dBV/m**	Grid 6 **M4** **28.58 dBV/m**
Grid 7 **M4** **27.71 dBV/m**	Grid 8 **M4** **29.31 dBV/m**	Grid 9 **M4** **29.08 dBV/m**

Cursor:
Total = 29.31 dBV/m
E Category: M4
Location: -4.5, 25, 7.7 mm

0 dB = 29.19 V/m = 29.30 dBV/m

#18_HAC_E_WLAN2.4GHz_802.11g 6Mbps_Ch6

Communication System: IEEE 802.11g WiFi 2.4 GHz (DSSS/OFDM, 54 Mbps); Frequency: 2437 MHz;Duty Cycle: 1:12.5893
Medium: Air Medium parameters used: $\sigma = 0$ S/m, $\varepsilon_r = 1$; $\rho = 0$ kg/m^3
Ambient Temperature：23.5 ℃

DASY5 Configuration:
- Probe: EF3DV3 - SN4047; ConvF(1, 1, 1) @ 2437 MHz; Calibrated: 2019/1/30
- Sensor-Surface: (Fix Surface)
- Electronics: DAE4 Sn854; Calibrated: 2018/6/14
- Phantom: HAC Test Arch with AMCC; Type: SD HAC P01 BA;
- Measurement SW: DASY52, Version 52.10 (1);SEMCAD X Version 14.6.11 (7439)

E Scan - ER3D: 15 mm from Probe Center to the Device/Hearing Aid Compatibility Test (101x101x1): Interpolated grid: dx=0.5000 mm, dy=0.5000 mm
Device Reference Point: 0, 0, -6.3 mm
Reference Value = 33.78 V/m; Power Drift = 0.03 dB
Applied MIF = 0.12 dB
RF audio interference level = 29.44 dBV/m
Emission category: M4

MIF scaled E-field

Grid 1 **M4** **23.44 dBV/m**	Grid 2 **M4** **25.92 dBV/m**	Grid 3 **M4** **25.92 dBV/m**
Grid 4 **M4** **27.22 dBV/m**	Grid 5 **M4** **28.86 dBV/m**	Grid 6 **M4** **28.69 dBV/m**
Grid 7 **M4** **27.66 dBV/m**	Grid 8 **M4** **29.44 dBV/m**	Grid 9 **M4** **29.21 dBV/m**

Cursor:
Total = 29.44 dBV/m
E Category: M4
Location: -5, 25, 7.7 mm

0 dB = 29.65 V/m = 29.44 dBV/m

#19_HAC_E_WLAN2.4GHz_802.11g 6Mbps_Ch11

Communication System: IEEE 802.11g WiFi 2.4 GHz (DSSS/OFDM, 54 Mbps); Frequency: 2462 MHz;Duty Cycle: 1:12.5893
Medium: Air Medium parameters used: $\sigma = 0$ S/m, $\varepsilon_r = 1$; $\rho = 0$ kg/m^3
Ambient Temperature：23.5 ℃

DASY5 Configuration:
- Probe: EF3DV3 - SN4047; ConvF(1, 1, 1) @ 2462 MHz; Calibrated: 2019/1/30
- Sensor-Surface: (Fix Surface)
- Electronics: DAE4 Sn854; Calibrated: 2018/6/14
- Phantom: HAC Test Arch with AMCC; Type: SD HAC P01 BA;
- Measurement SW: DASY52, Version 52.10 (1);SEMCAD X Version 14.6.11 (7439)

E Scan - ER3D: 15 mm from Probe Center to the Device/Hearing Aid Compatibility Test (101x101x1): Interpolated grid: dx=0.5000 mm, dy=0.5000 mm
Device Reference Point: 0, 0, -6.3 mm
Reference Value = 33.99 V/m; Power Drift = 0.04 dB
Applied MIF = 0.12 dB
RF audio interference level = 28.64 dBV/m
Emission category: M4

MIF scaled E-field

Grid 1 **M4** **23.73 dBV/m**	Grid 2 **M4** **26.3 dBV/m**	Grid 3 **M4** **26.31 dBV/m**
Grid 4 **M4** **26.64 dBV/m**	Grid 5 **M4** **28.43 dBV/m**	Grid 6 **M4** **28.35 dBV/m**
Grid 7 **M4** **26.69 dBV/m**	Grid 8 **M4** **28.64 dBV/m**	Grid 9 **M4** **28.45 dBV/m**

Cursor:
Total = 28.64 dBV/m
E Category: M4
Location: -5.5, 25, 7.7 mm

0 dB = 27.04 V/m = 28.64 dBV/m